

CONCEPT-LEVEL DEBUGGING OF PART-PROTOTYPE NETWORKS

Andrea Bontempelli¹, Stefano Teso^{2,1}, Katya Tentori^{2,3}, Fausto Giunchiglia¹, Andrea Passerini¹

¹ DISI ² CIMeC ³ DIPSCO

University of Trento

name.surname@unitn.it

ABSTRACT

Part-prototype Networks (ProtoPNets) are concept-based classifiers designed to achieve the same performance as black-box models without compromising transparency. ProtoPNets compute predictions based on similarity to class-specific part-prototypes learned to recognize parts of training examples, making it easy to faithfully determine what examples are responsible for any target prediction and why. However, like other models, they are prone to picking up confounders and shortcuts from the data, thus suffering from compromised prediction accuracy and limited generalization. We propose ProtoPDebug, an effective concept-level debugger for ProtoPNets in which a human supervisor, guided by the model’s explanations, supplies feedback in the form of what part-prototypes must be forgotten or kept, and the model is fine-tuned to align with this supervision. Our experimental evaluation shows that ProtoPDebug outperforms state-of-the-art debuggers for a fraction of the annotation cost. An online experiment with laypeople confirms the simplicity of the feedback requested to the users and the effectiveness of the collected feedback for learning confounder-free part-prototypes. ProtoPDebug is a promising tool for trustworthy interactive learning in critical applications, as suggested by a preliminary evaluation on a medical decision making task.

1 INTRODUCTION

Part-Prototype Networks (ProtoPNets) are “gray-box” image classifiers that combine the transparency of case-based reasoning with the flexibility of black-box neural networks (Chen et al., 2019). They compute predictions by matching the input image with a set of learned *part-prototypes* – i.e., prototypes capturing task-salient *elements* of the training images, like objects or parts thereof – and then making a decision based on the part-prototype activations only. What makes ProtoPNets appealing is that, despite performing comparably to more opaque predictors, they *explain* their own predictions in terms of relevant part-prototypes and of examples that these are sourced from. These explanations are – by design – more faithful than those extracted by post-hoc approaches (Dombrowski et al., 2019; Teso, 2019; Lakkaraju & Bastani, 2020; Sixt et al., 2020) and can effectively help stakeholders to simulate and anticipate the model’s reasoning (Hase & Bansal, 2020).

Despite all these advantages, ProtoPNets are prone – like regular neural networks – to picking up confounders from the training data (e.g., class-correlated watermarks), thus suffering from compromised generalization and out-of-distribution performance (Lapuschkin et al., 2019; Geirhos et al., 2020). This occurs even with well-known data sets, as we will show, and it is especially alarming as it can impact high-stakes applications like COVID-19 diagnosis (DeGrave et al., 2021) and scientific analysis (Schramowski et al., 2020).

We tackle this issue by introducing ProtoPDebug, a simple but effective interactive debugger for ProtoPNets that leverages their case-based nature. ProtoPDebug builds on three key observations: (i) In ProtoPNets, confounders – for instance, textual meta-data in X-ray lung scans (DeGrave et al., 2021) and irrelevant patches of background sky or foliage (Xiao et al., 2020) – end up appearing as part-prototypes; (ii) Sufficiently expert and motivated users can easily indicate which part-prototypes are confounded by inspecting the model’s explanations; (iii) Concept-level feedback of this kind is context-independent, and as such it generalizes across instances.

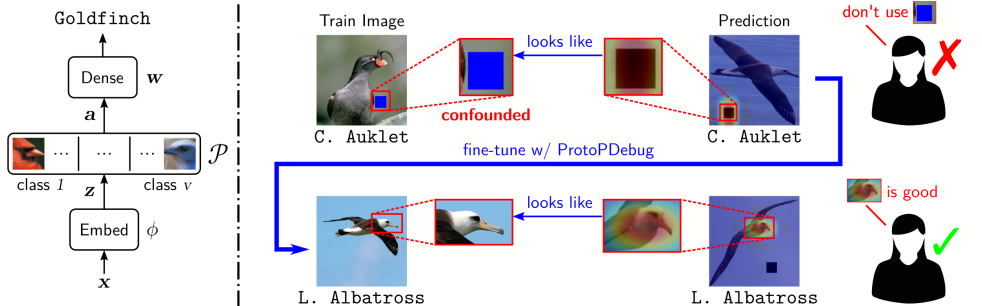


Figure 1: **Left:** architecture of ProtoPNets. **Right:** schematic illustration of the ProtoPDebug loop. The model has acquired a confounded part-prototype p (the blue square “ \blacksquare ”) that correlates with, but is not truly causal for, the *Crested Auklet* class, and hence mispredicts both unconfounded images of this class and confounded images of other classes (top row). Upon inspection, an end-user forbids the model to learn part-prototypes similar to p , achieving improved generalization (bottom row). Relevance of all part-prototypes is omitted for readability but assumed positive.

In short, ProtoPDebug leverages the explanations naturally output by ProtoPNets to acquire concept-level feedback about confounded (and optionally high-quality) part-prototypes, as illustrated in Fig. 1. Then, it aligns the model using a novel pair of losses that penalize part-prototypes for behaving similarly to confounded concepts, while encouraging the model to remember high-quality concepts, if any. ProtoPDebug is ideally suited for human-in-the-loop explanation-based debugging (Kulesza et al., 2015; Teso & Kersting, 2019), and achieves substantial savings in terms of annotation cost compared to alternatives based on input-level feedback (Barnett et al., 2021). In fact, in contrast to the per-pixel relevance masks used by other debugging strategies (Ross et al., 2017; Teso & Kersting, 2019; Plumb et al., 2020; Barnett et al., 2021), concept-level feedback automatically generalizes across instances, thus speeding up convergence and preventing relapse. Our experiments show that ProtoPDebug is effective at correcting existing bugs and at preventing new ones on both synthetic and real-world data, and that it needs less corrective supervision to do so than state-of-the-art alternatives.

Contributions. Summarizing, we: (1) Highlight limitations of existing debuggers for black-box models and ProtoPNets; (2) Introduce ProtoPDebug, a simple but effective strategy for debugging ProtoPNets that drives the model away from using confounded concepts and prevents forgetting well-behaved concepts; (3) Present an extensive empirical evaluation showcasing the potential of ProtoPDebug on both synthetic and real-world data sets.

2 PART-PROTOTYPE NETWORKS

ProtoPNets (Chen et al., 2019) classify images into one of v classes using a three-stage process comprising an embedding stage, a part-prototype stage, and an aggregation stage; see Fig. 1 (left).

Embedding stage: Let x be an image of shape $w \times h \times d$, where d is the number of channels. The embedding stage passes x through a sequence of (usually pre-trained) convolutional and pooling layers with parameters ϕ , obtaining a latent representation $z = h(x)$ of shape $w' \times h' \times d'$, where $w' < w$ and $h' < h$. Let $\mathcal{Q}(z)$ be the set of $1 \times 1 \times d'$ subtensors of z . Each such subtensor $q \in \mathcal{Q}(z)$ encodes a filter in latent space and maps a rectangular region of the input image x .

Part-prototype stage: This stage memorizes and uses k part-prototypes $\mathcal{P} = \{p_1, \dots, p_k\}$. Each p_j is a tensor of shape $1 \times 1 \times d'$ explicitly learned – as explained below – so as to capture salient visual concepts appearing in the training images, like heads or wings. The activation of a part-prototype p on a part $q \in \mathcal{Q}(z)$ is given by a *difference-of-logarithms* function, defined as (Chen et al., 2019):

$$\text{act}(p, q) := \log(\|p - q\|^2 + 1) - \log(\|p - q\|^2 + \epsilon) \geq 0 \quad (1)$$

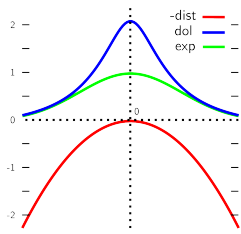


Figure 2: Part-prototype activation functions.

Here, $\|\cdot\|$ indicates the L_2 norm and $\epsilon > 0$ is a small constant. Alternatively, one can employ an *exponential* activation, defined as (Hase & Bansal, 2020):

$$\text{act}(\mathbf{p}, \mathbf{q}) = \exp(-\gamma \|\mathbf{p} - \mathbf{q}\|^2) \quad (2)$$

Both activation functions are bell-shaped and decrease monotonically with the distance between \mathbf{q} and \mathbf{p} , as illustrated in Fig. 2. The image-wide activation of \mathbf{p} is obtained via max-pooling, i.e., $\text{act}(\mathbf{p}, \mathbf{z}) := \max_{\mathbf{q} \in \mathcal{Q}(\mathbf{z})} \text{act}(\mathbf{p}, \mathbf{q})$. Given an input image \mathbf{x} , this stage outputs an activation vector that captures how much each part-prototype activates on the image:

$$\mathbf{a}(\mathbf{x}) := (\text{act}(\mathbf{p}, h(\mathbf{x})) : \mathbf{p} \in \mathcal{P}) \in \mathbb{R}^k \quad (3)$$

The activation vector essentially encodes the image according to the concept vocabulary. Each class $y \in [v] := \{1, \dots, v\}$ is assigned $\lfloor \frac{k}{v} \rfloor$ discriminative part-prototypes $\mathcal{P}^y \subseteq \mathcal{P}$ learned so as to strongly activate (only) on training examples of that class, as described below.

Aggregation stage: In this stage, the network computes the score of class y by aggregating the concept activations using a dense layer, i.e., $\sum_j w_j^y a_j(\mathbf{x})$, where $\mathbf{w}^y \in \mathbb{R}^k$ is the weight vector of class y , and applies a softmax function to obtain conditional probabilities $p_\theta(y | \mathbf{x})$. The set of parameters appearing in the ProtoPNet will be denoted by θ .

Loss and training. The network is fit by minimizing a compound empirical loss over a data set D :

$$\ell(\theta) := -\frac{1}{|D|} \sum_{(\mathbf{x}, y) \in D} \log p_\theta(y | \mathbf{x}) + \lambda_c \ell_{\text{cls}}(\theta) + \lambda_s \ell_{\text{sep}}(\theta) \quad (4)$$

This comprises a cross-entropy loss (first term) and two regularization terms that encourage the part-prototypes to cluster the training set in a discriminative manner:

$$\ell_{\text{cls}}(\theta) := \frac{1}{|D|} \sum_{(\mathbf{x}, y) \in D} \min_{\mathbf{p} \in \mathcal{P}^y} \|\mathbf{p} - h(\mathbf{x})\|^2 \quad (5) \quad \ell_{\text{sep}}(\theta) := -\frac{1}{|D|} \sum_{(\mathbf{x}, y) \in D} \min_{\mathbf{p} \in \mathcal{P} \setminus \mathcal{P}^y} \|\mathbf{p} - h(\mathbf{x})\|^2 \quad (6)$$

Specifically, the part-prototypes are driven by the clustering loss ℓ_{cls} to cover all examples of their associated class and by the separation loss ℓ_{sep} not to activate on examples of other classes.

During training, the embedding and part-prototype layers are fit jointly, so as to encourage the data to be embedded in a way that facilitates clustering. At this time, the aggregation weights are fixed: each weight w_j^y of $\mathbf{p}_j \in \mathcal{P}^y$ is set to 1 if $u = y$ and to -0.5 otherwise. The aggregation layer is fit in a second step by solving a logistic regression problem. ProtoPNets guarantee the part-prototypes to map to concrete cases by periodically projecting them onto the data. Specifically, each $\mathbf{p} \in \mathcal{P}^y$ is replaced with the (embedding of the) closest image part from any training example of class y .

Explanations. The architecture of ProtoPNets makes it straightforward to extract explanations highlighting, for each part-prototype \mathbf{p} : (1) its *relevance* for the target decision (\mathbf{x}, y) , given by the score $w_j a_j(\mathbf{x})$; (2) its *attribution map* $\text{attr}(\mathbf{p}, \mathbf{x})$, obtained by measuring the activation of \mathbf{p} on each part \mathbf{q} of \mathbf{x} , and then upscaling the resulting matrix to $w \times h$ using bilinear filtering:

$$\text{attr}(\mathbf{p}, \mathbf{x}) := \text{upscale}([\text{act}(\mathbf{p}, \mathbf{q})]_{\mathbf{q} \in \mathcal{Q}(\mathbf{x})}); \quad (7)$$

(3) the *source example* that it projects onto.

3 INPUT-LEVEL DEBUGGING STRATEGIES AND THEIR LIMITATIONS

Explanations excel at exposing confounders picked up by models from data (Lapuschkin et al., 2019; Geirhos et al., 2020), hence constraining or supervising them can effectively dissuade the model from acquiring those confounders. This observation lies at the heart of recent approaches for debugging machine learning models, see (Teso et al., 2022) for an overview.

A general recipe. The general strategy is well illustrated by the right for the right reasons (RRR) loss (Ross et al., 2017), which aligns the attribution maps produced by a predictor to those supplied by a human annotator. Let $f : \mathbf{x} \mapsto y$ be a differentiable classifier and $IG(f, (\mathbf{x}, y)) \in \mathbb{R}^d$ be the input gradient of f for a decision (\mathbf{x}, y) . This attribution algorithm (Baehrens et al., 2010; Simonyan et al., 2014) assigns relevance to each x_j for the given decision based on the magnitude

of the gradient w.r.t. x_j of the predicted probability of class y . The RRR loss penalizes f for associating non-zero relevance to known irrelevant input variables:

$$\ell_{\text{rrr}}(\theta) = \frac{1}{|D|} \sum_{(\mathbf{x}, \mathbf{m}, y) \in D} \|(1 - \mathbf{m}) \odot IG(f, (\mathbf{x}, y))\|^2 \quad (8)$$

Here, \mathbf{m} is the ground-truth attribution mask of example (\mathbf{x}, y) , i.e., m_j is 0 if the j -th pixel of \mathbf{x} is *irrelevant* for predicting the ground-truth label and 1 otherwise. Other recent approaches follow the same recipe (Rieger et al., 2020; Selvaraju et al., 2019; Shao et al., 2021; Viviano et al., 2021); see Lertvittayakumjorn & Toni (2021) and Friedrich et al. (2022) for an in-depth overview.

Debugging ProtoPNets. A natural strategy to debug a ProtoPNet with a confounded part-prototype \mathbf{p} is to delete the latter and fine-tune the remaining part-prototypes $\mathcal{P}' := \mathcal{P} \setminus \{\mathbf{p}\}$. This solution is however very fragile, as nothing prevents the updated network from re-acquiring the same confounder using one of its remaining part-prototypes. One alternative is to freeze the part-prototypes \mathcal{P}' and fine-tune the aggregation stage only, but this also problematic: in the presence of a strong confound, the model ends up relying chiefly on \mathbf{p} , with the remaining part-prototypes \mathcal{P}' being low quality, not discriminative, and associated to low weights. Fine-tuning the aggregation layer on \mathcal{P}' then typically yields poor prediction performance.

These issues prompted the development of the only existing debugger for ProtoPNets, IAIA-BL (Barnett et al., 2021). It also fits the above template, in that – rather than removing confounded part-prototypes – it penalizes those part-prototypes that activate on *pixels* annotated as irrelevant. The IAIA-BL loss is defined as:

$$\ell_{\text{iaia}}(\theta) = \frac{\lambda_{\text{iaia}}}{|D|} \sum_{(\mathbf{x}, \mathbf{m}, y) \in D} \left(\sum_{\mathbf{p} \in \mathcal{P}_y} \|(1 - \mathbf{m}) \odot \text{attr}(\mathbf{p}, \mathbf{x})\| + \sum_{\mathbf{p} \in \mathcal{P} \setminus \mathcal{P}_y} \|\text{attr}(\mathbf{p}, \mathbf{x})\| \right) \quad (9)$$

where attr is the ProtoPNet’s attribution map (see Eq. (7)) and \odot indicates the element-wise product. The first inner summation is analogous to the RRR loss, while the second one encourages the part-prototypes of *other* classes not to activate at all, thus reinforcing the separation loss in Eq. (6).

Limitations. A critical issue with these approaches is that they are restricted to pixel-level supervision, which is inherently local: an attribution map that distinguishes between object and background in a given image does *not* generally carry over to other images. This entails that, in order to see any benefits for more complex neural nets, a substantial number of examples must be annotated individually, as shown by our experiments (see Fig. 3). This is especially troublesome as ground-truth attribution maps are not cheap to acquire, partly explaining why most data sets in the wild do not come with such annotations.

Put together, these issues make debugging with these approaches cumbersome, especially in human-in-the-loop applications where, in every debugging round, the annotator has to supply a non-negligible number of pixel-level annotations.

4 CONCEPT-LEVEL DEBUGGING WITH PROTOPDEBUG

Our key observation is that in ProtoPNets confounders only influence the output if they are recognized by the part-prototypes, and that therefore they can be corrected for by leveraging *concept-level supervision*, which brings a number of benefits. We illustrate the basic intuition with an example:

Example: Consider the confounded bird classification task in Fig. 1 (right). Here, all training images of class `Crested Auklet` have been marked with a blue square “■”, luring the network into relying heavily on this confound, as shown by the misclassified `Laysian Albatro` image. By inspecting the learned part-prototypes – together with source images that they match strongly, for context – a sufficiently expert annotator can easily indicate the ones that activate on confounders, thus naturally providing concept-level feedback.

Concept-level supervision sports several advantages over pixel-level annotations:

1. It is *cheap* to collect from human annotators, using an appropriate UI, by showing part-prototype activations on selected images and acquiring click-based feedback.
2. It is *very informative*, as it distinguishes between content and context and thus generalizes across instances. In our example, the blue square is a nuisance *regardless of what image it appears in*. In this sense, one concept-level annotation is equivalent to several input-level annotations.

3. By generalizing beyond individual images, it speeds up convergence and prevents relapse.

The debugging loop. Building on these observations, we develop ProtoPDebug, an effective and annotation efficient debugger for ProtoPNet that directly leverages concept-level supervision, which we describe next. The pseudo-code for ProtoPDebug is listed in Algorithm 1.

ProtoPDebug takes a ProtoPNet f and its training set D and runs for a variable number of debugging rounds. In each round, it iterates over all learned part-prototypes $\mathbf{p} \in \mathcal{P}$, and for each of them retrieves the a training examples (\mathbf{x}, y) that it activates the most on, including its source example. It then asks the user to judge \mathbf{p} by inspecting its attribution map on each selected example. If the user indicates that a particular activation of \mathbf{p} looks confounded, ProtoPDebug extracts a “cut-out” \mathbf{x}_R of the confounder from the source image \mathbf{x} , defined as the box (or boxes, in case of disconnected activation areas) containing 95% of the part-prototype activation. It then embeds \mathbf{x}_R using h and adds it to a set of *forbidden concepts* \mathcal{F} . This set is organized into class-specific subsets \mathcal{F}_y , and the user can specify whether \mathbf{x}_R should be added to the forbidden concepts for a specific class y or to all of them (class-agnostic confounder).

Conversely, if \mathbf{p} looks particularly high-quality to the user, ProtoPDebug embeds its cut-out and adds the result to a set of *valid concepts* \mathcal{V} . This is especially important when confounders are ubiquitous, making it hard for the ProtoPNet to identify (and remember) non-confounded prototypes (see COVID experiments in Section 5.2).

Once all part-prototypes have been inspected, f is updated so as to steer it away from the forbidden concepts in \mathcal{F} while alleviating forgetting of the valid concepts in \mathcal{V} using the procedure described below. Then, another debugging round begins. The procedure terminates when no confounder is identified by the user.

Fine-tuning the network. During fine-tuning, we search for updated parameters $\theta' = \{\phi', \mathcal{P}', \mathbf{w}'\}$ that are as close as possible to θ – thus retaining all useful information that f has extracted from the data – while avoiding the bugs indicated by the annotator. This can be formalized as a *constrained distillation* problem (Gou et al., 2021):

$$\operatorname{argmin}_{\theta'} d(\theta', \theta)^2 \quad \text{s.t.} \quad \theta' \text{ is consistent with } \mathcal{F} \quad (10)$$

where d is an appropriate distance function between sets of parameters and by “consistent” we mean that the ProtoPNet parameterized by θ' activates little or at all on the part-prototypes in \mathbf{f} . Since the order of part-prototypes is irrelevant, we define it as a permutation-invariant Euclidean distance:

$$d(\theta, \theta')^2 = \|\phi - \phi'\|^2 + \min_{\pi} \sum_{j \in [k]} \|\mathbf{p}_j - \mathbf{p}'_{\pi(j)}\|^2 + \|\mathbf{w} - \mathbf{w}'\|^2 \quad (11)$$

Here, π simply reorders the part-prototypes of the buggy and updated models so as to maximize their alignment. Recall that we are interested in correcting the concepts, so we focus on the middle term. Notice that the logarithmic and exponential activation functions in Eqs. (1) and (2) are both inversely proportional to $\|\mathbf{p} - \mathbf{p}'\|^2$ and achieve their maximum when the distance is zero, hence minimizing the distance is analogous to maximizing the activation. This motivates us to introduce two new penalty terms:

$$\ell_{\text{for}}(\theta) := \frac{1}{v} \sum_{y \in [v]} \max_{\substack{\mathbf{p} \in \mathcal{P}_y \\ \mathbf{f} \in \mathcal{F}_y}} \operatorname{act}(\mathbf{p}, \mathbf{f}) \quad (12) \quad \ell_{\text{rem}}(\theta) := -\frac{1}{v} \sum_{y \in [v]} \min_{\substack{\mathbf{p} \in \mathcal{P}_y \\ \mathbf{v} \in \mathcal{V}_y}} \operatorname{act}(\mathbf{p}, \mathbf{v}) \quad (13)$$

The hard constraint in Eq. (10) complicates optimization, so we replace it with a smoother penalty function, obtaining a relaxed formulation $\operatorname{argmin}_{\theta'} d(\theta, \theta')^2 + \lambda \cdot \ell_{\text{for}}(\theta)$. The *forgetting loss* ℓ_{for} minimizes how much the part-prototypes of each class $y \in [v]$ activate on the most activated concept

Algorithm 1 A ProtoPDebug debugging session; f is a ProtoPNet trained on data set D .

```

1: initialize  $\mathcal{F} \leftarrow \emptyset, \mathcal{V} \leftarrow \emptyset$ 
2: while True do
3:   for  $\mathbf{p} \in \mathcal{P}$  do
4:     for each  $(\mathbf{x}, y)$  of the  $a$  training examples most activated by  $\mathbf{p}$  do
5:       if  $\mathbf{p}$  looks confounded then
6:         add cut-out  $\mathbf{x}_R$  to  $\mathcal{F}$ 
7:       else if  $\mathbf{p}$  looks high-quality then
8:         add cut-out  $\mathbf{x}_R$  to  $\mathcal{V}$ 
9:       if no confounders found then
10:        break
11:   fine-tune  $f$  by minimizing  $\ell(\theta) + \lambda_{\text{f}} \ell_{\text{for}}(\theta) + \lambda_{\text{r}} \ell_{\text{rem}}(\theta)$ 
12: return  $f$ 

```

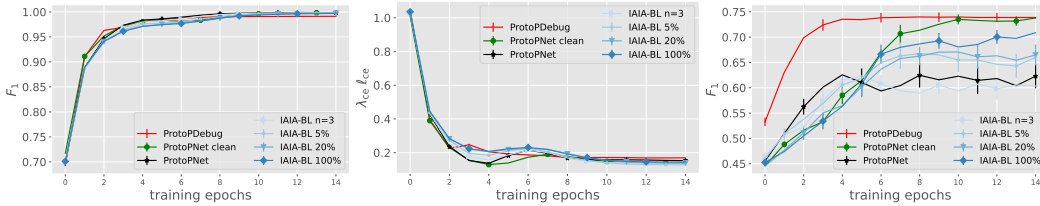


Figure 3: Comparison between ProtoPDebug (in **red**), ProtoPNets on confounded data (in **black**), ProtoPNets on unconfounded data (**green**), and IAIA-BL with varying amount of attribution-map supervision (shades of **blue**) on the CUB5_{box} data set. **Left to right**: micro F_1 on the training set, cross-entropy loss on the training set, and F_1 on the test set. Bars indicate std. error over 17 runs.

to be forgotten for that class, written \mathcal{F}_y . Conversely, the *remembering loss* ℓ_{rem} maximizes how much the part-prototypes activate on the least activated concept to be remembered for that class, denoted \mathcal{V}_y . The overall loss used by ProtoPDebug for fine-tuning the model is then a weighted combination of the ProtoPNet loss in Eq. (4) and the two new losses, namely $\ell(\theta) + \lambda_f \ell_{\text{for}}(\theta) + \lambda_r \ell_{\text{rem}}(\theta)$, where λ_f and λ_r are hyper-parameters. We analyze the relationship between Eqs. (12) and (13) and other losses used in the literature in Appendix A.

Benefits and limitations. The key feature of ProtoPDebug is that it leverages concept-level supervision, which sports improved generalization across instances, cutting annotation costs and facilitating interactive debugging. ProtoPDebug naturally accommodates concept-level feedback that applies to specific classes. E.g., `snow` being useful for some classes (say, `winter`) but irrelevant for others (like `dog` or `wolf`) (Ribeiro et al., 2016). However, ProtoPDebug makes it easy to penalize part-prototypes of *all* classes for activating on class-agnostic confounders like, e.g., image artifacts. ProtoPDebug’s two losses bring additional, non-obvious benefits. The remembering loss helps to prevent catastrophic forgetting during sequential debugging sessions, while the forgetting loss prevents the model from re-learning the same confounder in the future.

One source of concern is that, if the concepts acquired by the model are not understandable, debugging may become challenging. ProtoPNets already address this issue through the projection step, but following Koh et al. (2020); Marconato et al. (2022), one could guide the network toward learning a set of desirable concepts by supplying additional concept-level supervision and appropriate regularization terms. More generally, like other explanation-based methods, in sensitive prediction tasks ProtoPDebug poses the risk of leaking private information. Moreover, malicious annotators may supply adversarial supervision, corrupting the model. These issues can be avoided by restricting access to ProtoPDebug to trusted annotators only.

5 EMPIRICAL ANALYSIS

In this section, we report results showing how concept-level supervision enables ProtoPDebug to debug ProtoPNets better than the state-of-the-art debugger IAIA-BL and using less and cheaper supervision, and that it is effective in both synthetic and real-world debugging tasks. All experiments were implemented in Python 3 using Pytorch (Paszke et al., 2019) and run on a machine with two Quadro RTX 5000 GPUs. Each run requires in-between 5 and 30 minutes. The full experimental setup is published on GitHub at <https://github.com/abonte/protopdebug> and in the Supplementary Material together with additional implementation details. ProtoPDebug and IAIA-BL were implemented on top of ProtoPNets (Chen et al., 2019) using the Adam optimizer (Kingma & Ba, 2014). We used the source code of the respective authors of the two methods (cod, 2019; 2021b).

5.1 CONCEPT-LEVEL VS INSTANCE-LEVEL DEBUGGING

We first compare the effectiveness of concept-level and instance-level supervision in a controlled scenario where the role of the confounders is substantial and precisely defined at design stage. To this end, we modified the CUB200 data set (Wah et al., 2011), which has been extensively used for evaluating ProtoPNets (Chen et al., 2019; Hase & Bansal, 2020; Rymarczyk et al., 2021; Hoffmann

et al., 2021; Nauta et al., 2021). This data set contains images of 200 bird species in natural environments, with approximately 40 train and 20 test images per class. We selected the first five classes, and artificially injected simple confounders in the training images for three of them. The confounder is a colored square of fixed size, and it is placed at a random position. The color of the square is different for different classes, but it is absent from the test set, and thus acts as a perfect confounder for these three classes. The resulting synthetic dataset is denoted $CUB5_{box}$.

Competitors and implementation details. We compare ProtoPDebug, with supervision on *a single instance per confounder*, against the following competitors: 1) vanilla ProtoPNets; 2) a vanilla ProtoPNet trained on a clean version of the dataset without the confounders, denoted $ProtoPNets_{clean}$; 3) IAIA-BL X , the IAIA-BL model fit using ground-truth attribution maps on $X\%$ of the training examples, for $X \in \{5, 20, 100\}$, and IAIA-BL $n = 3$, with one attribution mask per confound (same number given to ProtoPDebug). Note that this setting is not interactive, but supervision is made available at the beginning of training. The embedding layers were implemented using a pre-trained VGG-16, allocating two prototypes for each class. The values of λ_f and a were set to 100 and 5, respectively, and λ_{iaia} to 0.001, as in the original paper (Barnett et al., 2021); experiments with different values of λ_{iaia} gave inconsistent results. In this setting, all supervision is made available to all methods from the beginning, and the corrective feedback fed to the forgetting loss is class-specific.

Results. Fig. 3 reports the experimental results on all methods averaged over 15 runs. The left and middle plots show the training set macro F_1 and cross entropy, respectively. After 15 epochs, all methods manage to achieve close to perfect F_1 and similar cross entropy. The right plot shows macro F_1 on the test set. As expected, the impact of the confounders is rather disruptive, as can be seen from the difference between ProtoPNets and $ProtoPNets_{clean}$. Indeed, ProtoPNets end up learning confounders whenever present. Instance-level debugging seems unable to completely fix the problem. With the same amount of supervision as ProtoPDebug, IAIA-BL $n = 3$ does not manage to improve over the ProtoPNets baseline. Increasing the amount of supervision does improve its performance, but even with supervision on all examples IAIA-BL still fails to match the confound-free baseline $ProtoPNets_{clean}$ (IAIA-BL 100 curve). On the other hand, ProtoPDebug succeeds in avoiding to be fooled by confounders, reaching the performance of $ProtoPNets_{clean}$ despite only receiving a fraction of the supervision of the IAIA-BL alternatives. Note however that ProtoPDebug does occasionally select a *natural* confounder (the water), that is not listed in the set of forbidden ones. In the following section we show how to deal with unknown confounders via the full interactive process of ProtoPDebug.

5.2 PROTOPDEBUG IN THE REAL WORLD

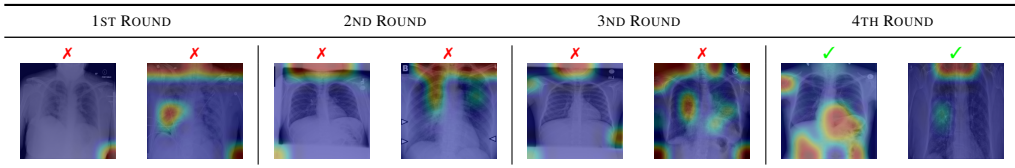
$CUB5_{nat}$ data set. Next, we evaluate ProtoPDebug in a real world setting in which confounders occur naturally in the data as, e.g., background patches of sky or sea, and emerge at different stages of training, possibly as a consequence of previous user corrections. To maximize the impact of the natural confounders, we selected the 20 CUB200 classes with largest test F_1 difference when training ProtoPNets only on birds (removing background) or on entire images (i.e., bird + background), and testing them on images where the background has been shuffled among classes. Then, we applied ProtoPDebug focusing on the five most confounded classes out of these 20. We call this dataset $CUB5_{nat}$. All architectures and hyperparameters are as before.

Experimental Protocol. To evaluate the usability and effectiveness of ProtoPDebug with real users, we ran an online experiment, through Prolific Academic (prolific.com), one of the most reliable crowdsourcing platforms for behavioral research. Participants were laypeople, all native speakers of English. To make the experimental stimuli as clear as possible, separate patches for the activation area of the prototype on an image were automatically extracted from the 5 most-activate images ($a = 5$). See Appendix H for the detailed procedure. For each debugging round, a new group of 10 participants was asked to inspect the images and to determine whether the highlighted patch covered some part of the bird or whether, instead, it covered exclusively (or very nearly so) the background. A patch was flagged as a confounder when 80% of the users indicated it as covering the background. A prototype was accepted when no confounder was identified in its most activated image. Regardless of this, confounders in less activated images of the prototype were still collected as they might serve as feedback for other prototypes (class-agnostic confounders) in possible following iteration(s). The procedure ended when all prototypes were accepted.

Figure 4: **Left:** Three rounds of sequential debugging with ProtoPDebug on $CUB5_{nat}$. Rows: part-prototypes (two per class) and user feedback (checkmark vs. cross). Note that the prototypes produced before the first correction (left-most column) correspond to those learned by plain ProtoPNet. **Right:** Test set performance of ProtoPNet and ProtoPDebug on $CUB5_{nat}$. AP_i is the attribution precision of i -th part-prototype. Bold denotes better performance.

	1ST ROUND		2ND ROUND		3RD ROUND					

Figure 5: Four rounds of sequential debugging with ProtoPDebug on COVID. Only the prototypes with non-zero activation are reported: first prototype refers to COVID- and second COVID+.



the CUB5_{nat} experiment, this experiment was conducted internally in our lab. We leave a crowd-sourced evaluation to an extended version of this work.

Results. Fig. 5 reports the (non-zero activation) prototypes of ProtoPDebug at different correction rounds. As for Fig. 4 (left), the left-most column corresponds to the prototypes learned by ProtoPNets. Note that for each prototype, the supervision is given to the 10 most-activated images ($a = 10$). Penalized confounders have been extracted from images on which the prototype has non-zero activation, because they influence the classification. However, the patches of the images to remember are extracted even if the activation is zero, in order to force the prototype to increase the activation on them thanks to the remembering loss. Eventually, ProtoPDebug manages to learn non-confounded prototypes, resulting in substantially improved test classification performance. The test F_1 goes from 0.26 of ProtoPNets (first column) to 0.54 at the end of the debugging process.

6 RELATED WORK

Input-level debuggers. ProtoPDebug is inspired by approaches for explanatory debugging (Kulesza et al., 2015) and explanatory interactive learning (Teso & Kersting, 2019; Schramowski et al., 2020), which inject explanations into interactive learning, enabling a human-in-the-loop to identify bugs in the model’s reasoning and fix them by supplying corrective feedback. They leverage input attributions (Teso & Kersting, 2019; Selvaraju et al., 2019; Lertvittayakumjorn et al., 2020; Schramowski et al., 2020), example attributions (Teso et al., 2021; Zylberajch et al., 2021), and rules (Popordanoska et al., 2020), but are not designed for concept-based models nor leverage concept-level explanations. IAIA-BL (Barnett et al., 2021) adapts these strategies to PPNets by penalizing part-prototypes that activate on irrelevant regions of the input, but it is restricted to instance-level feedback, which is neither as cheap to obtain nor as effective as concept-level feedback, as shown by our experiments. For an overview of interactive debugging strategies, see Teso et al. (2022).

Concept-level debuggers. Stammer et al. (2021) debug neuro-symbolic models by enforcing logical constraints on the concepts attended to by a network’s slot attention module (Locatello et al., 2020), but requires the concept vocabulary to be given and fixed. ProtoPDebug has no such requirement, and the idea of injecting prior knowledge (orthogonal to our contributions) could be fruitfully integrated with it. ProSeNets (Ming et al., 2019) learn (full) prototypes in the embedding space given by a sequence encoder and enable users to steer the model by adding, removing and manipulating the learned prototypes. The update step however requires input-level supervision and adapts the embedding layers only. iProto-TREX (Schramowski et al., 2021) combines ProtoPNets with transformers, and learns part-prototypes capturing task-relevant text snippets akin to rationales (Zaidan et al., 2007). It supports dynamically removing and hot-swapping bad part-prototypes, but it lacks a forgetting loss and hence is prone to relapse. Applying ProtoPDebug to iProto-TREX is straightforward and would fix these issues. Bontempelli et al. (2021) proposed a classification of debugging strategies for concept-based models, but presented no experimental evaluation. Lage & Doshi-Velez (2020) acquire concepts by eliciting concept-attribute dependency information with questions like “does the concept depression depend on feature lorazepam?”. This approach can prevent confounding, but it is restricted to white-box models and interaction with domain experts. FIND (Lertvittayakumjorn et al., 2020) offers similar functionality for deep NLP models, but it relies on disabling concepts only.

Other concept-based models. There exist several concept-based models (CBMs) besides ProtoPNets, including self-explainable neural networks (Alvarez-Melis & Jaakkola, 2018), concept bottle-

neck models (Koh et al., 2020; Losch et al., 2019), and concept whitening (Chen et al., 2020). Like ProtoPNets, these models stack a simulatable classifier on top of (non-prototypical) interpretable concepts. Closer to our setting, prototype classification networks (Li et al., 2018) and deep embedded prototype networks (Davoudi & Komeili, 2021) make predictions based on embedding-space prototypes of full training examples (rather than parts thereof). Our work analyzes ProtoPNets as they perform comparably to other CBMs while sporting improved interpretability (Chen et al., 2019; Hase & Bansal, 2020). Several extensions of ProtoPNets have also been proposed (Hase et al., 2019; Rymarczyk et al., 2021; Nauta et al., 2021; Kraft et al., 2021). ProtoPDebug naturally applies to these variants, and could be extended to other CBMs by adapting the source example selection and update steps. An evaluation on these extensions is left to future work.

Ethics statement ProtoPDebug is conceived for leveraging interactive human feedback to improve the trustworthiness and reliability of machine predictions, which is especially important for critical applications like medical decision making. On the other hand, adversarial annotators might supply corrupted supervisions to alter the model and drive its predictions towards malignant goals. For these reasons, access to the model and to the explanations should be restricted to authorized annotators only, as standard in safety-critical applications. Concerning the online experiment with laypeople, all participants were at least 18 years old and provided informed consent prior to participating in the research activities.

Reproducibility statement The full experimental setup is published on GitHub at <https://github.com/abonte/protopdebug>. The repository contains the configuration files reporting the hyper-parameters of all experiments, and the procedures to process the data and reproduce the experiments. The implementation details are also available in [Appendix C](#), while [Appendix D](#) informs about the data sets, which are all made freely available by their respective authors. For CUB200 (Wah et al., 2011) and image masks (Farrell, 2022), the image pre-processing reuses the code of the ProtoPNets authors (cod, 2019). The COVID images are processed using (cod, 2021a). The images are downloaded from GitHub-COVID repository (Cohen et al., 2020), ChestX-ray14 repository (Wang et al., 2017), PadChest (Bustos et al., 2020) and BIMCV-COVID19+ (Vayá et al., 2020). [Appendix H](#) provides the experimental protocol for the online experiment with real users.

ACKNOWLEDGMENTS

This research of FG has received funding from the European Union’s Horizon 2020 FET Proactive project “WeNet - The Internet of us”, grant agreement No. 823783, The research of AB was supported by the “DELPHi - DiscovEring Life Patterns” project funded by the MIUR Progetti di Ricerca di Rilevante Interesse Nazionale (PRIN) 2017 – DD n. 1062 del 31.05.2019. The research of ST and AP was partially supported by TAILOR, a project funded by EU Horizon 2020 research and innovation programme under GA No 952215.

REFERENCES

- Protopnet source code, 2019. URL <https://github.com/cfchen-duke/ProtoPNet>.
- Ai for radiographic covid-19 detection selects shortcuts over signal, 2021a. URL https://github.com/suinleelab/cxr_covid.
- Iaia-bl source code, 2021b. URL <https://github.com/alinajadebarnett/iaiaabl>.
- David Alvarez-Melis and Tommi S Jaakkola. Towards robust interpretability with self-explaining neural networks. In *NeurIPS*, 2018.
- David Baehrens, Timon Schroeter, Stefan Harmeling, Motoaki Kawanabe, Katja Hansen, and Klaus-Robert Müller. How to explain individual classification decisions. *The Journal of Machine Learning Research*, 11:1803–1831, 2010.
- Alina Jade Barnett, Fides Regina Schwartz, Chaofan Tao, Chaofan Chen, Yinhao Ren, Joseph Y Lo, and Cynthia Rudin. A case-based interpretable deep learning model for classification of mass lesions in digital mammography. *Nat. Mach. Intell.*, 2021.

- Andrea Bontempelli, Fausto Giunchiglia, Andrea Passerini, and Stefano Teso. Toward a Unified Framework for Debugging Gray-box Models. In *The AAAI-22 Workshop on Interactive Machine Learning*, 2021.
- Aurelia Bustos, Antonio Pertusa, Jose-Maria Salinas, and Maria de la Iglesia-Vayá. Padchest: A large chest x-ray image dataset with multi-label annotated reports. *Medical Image Analysis*, 66:101797, 2020. ISSN 1361-8415. doi: <https://doi.org/10.1016/j.media.2020.101797>. URL <https://www.sciencedirect.com/science/article/pii/S1361841520301614>.
- Chaofan Chen, Oscar Li, Daniel Tao, Alina Barnett, Cynthia Rudin, and Jonathan K Su. This looks like that: Deep learning for interpretable image recognition. *Advances in Neural Information Processing Systems*, 32:8930–8941, 2019.
- Zhi Chen, Yijie Bei, and Cynthia Rudin. Concept whitening for interpretable image recognition. *Nature Machine Intelligence*, 2(12):772–782, 2020.
- Joseph Paul Cohen, Paul Morrison, and Lan Dao. Covid-19 image data collection. *arXiv 2003.11597*, 2020. URL <https://github.com/ieee8023/covid-chestxray-dataset>.
- Seyed Omid Davoudi and Majid Komeili. Toward faithful case-based reasoning through learning prototypes in a nearest neighbor-friendly space. In *International Conference on Learning Representations*, 2021.
- Alex J DeGrave, Joseph D Janizek, and Su-In Lee. Ai for radiographic covid-19 detection selects shortcuts over signal. *Nat. Mach. Intell.*, 2021.
- Ann-Kathrin Dombrowski, Maximillian Alber, Christopher Anders, Marcel Ackermann, Klaus-Robert Müller, and Pan Kessel. Explanations can be manipulated and geometry is to blame. *NeurIPS*, 2019.
- Topol EJ. High-performance medicine: the convergence of human and artificial intelligence. *Nat Med.*, 25(1):44–56, 2019.
- Farrell. Cub-200-2011 segmentations, apr 2022.
- Felix Friedrich, Wolfgang Stammer, Patrick Schramowski, and Kristian Kersting. A typology to explore and guide explanatory interactive machine learning. *arXiv preprint arXiv:2203.03668*, 2022.
- Robert Geirhos, Jörn-Henrik Jacobsen, Claudio Michaelis, Richard Zemel, Wieland Brendel, Matthias Bethge, and Felix A Wichmann. Shortcut learning in deep neural networks. *Nat. Mach. Intell.*, 2020.
- Jianping Gou, Baosheng Yu, Stephen J Maybank, and Dacheng Tao. Knowledge distillation: A survey. *International Journal of Computer Vision*, 129(6):1789–1819, 2021.
- Peter Hase and Mohit Bansal. Evaluating Explainable AI: Which Algorithmic Explanations Help Users Predict Model Behavior? In *Proceedings of the 58th Annual Meeting of the Association for Computational Linguistics*, pp. 5540–5552, 2020.
- Peter Hase, Chaofan Chen, Oscar Li, and Cynthia Rudin. Interpretable image recognition with hierarchical prototypes. In *Proceedings of the AAAI Conference on Human Computation and Crowdsourcing*, volume 7, pp. 32–40, 2019.
- Adrian Hoffmann, Claudio Fanconi, Rahul Rade, and Jonas Kohler. This looks like that... does it? shortcomings of latent space prototype interpretability in deep networks. *arXiv preprint arXiv:2105.02968*, 2021.
- K.J. Jager, C. Zoccali, A. MacLeod, and F.W. Dekker. Confounding: What it is and how to deal with it. *Kidney International*, 73(3):256–260, 2008.

- Diederik P Kingma and Jimmy Ba. Adam: A method for stochastic optimization. *arXiv preprint arXiv:1412.6980*, 2014.
- Pang Wei Koh, Thao Nguyen, Yew Siang Tang, Stephen Mussmann, Emma Pierson, Been Kim, and Percy Liang. Concept bottleneck models. In *ICML*, 2020.
- Stefan Kraft, Klaus Broelemann, Andreas Theissler, Gjergji Kasneci, GER Esslingen am Neckar, SCHUFA Holding AG, GER Wiesbaden, and GER Aalen. Sparrow: Semantically coherent prototypes for image classification. In *The 32nd British Machine Vision Conference*, 2021.
- Todd Kulesza, Margaret Burnett, Weng-Keen Wong, and Simone Stumpf. Principles of explanatory debugging to personalize interactive machine learning. In *IUI*, 2015.
- Isaac Lage and Finale Doshi-Velez. Learning interpretable concept-based models with human feedback. *arXiv preprint arXiv:2012.02898*, 2020.
- Himabindu Lakkaraju and Osbert Bastani. “How do I fool you?” Manipulating User Trust via Misleading Black Box Explanations. In *Proceedings of the AAAI/ACM Conference on AI, Ethics, and Society*, pp. 79–85, 2020.
- Sebastian Lapuschkin, Stephan Wäldchen, Alexander Binder, Grégoire Montavon, Wojciech Samek, and Klaus-Robert Müller. Unmasking clever hans predictors and assessing what machines really learn. *Nature communications*, 2019.
- Piyawat Lertvittayakumjorn and Francesca Toni. Explanation-based human debugging of nlp models: A survey. *arXiv preprint arXiv:2104.15135*, 2021.
- Piyawat Lertvittayakumjorn, Lucia Specia, and Francesca Toni. Find: human-in-the-loop debugging deep text classifiers. In *EMNLP*, 2020.
- Oscar Li, Hao Liu, Chaofan Chen, and Cynthia Rudin. Deep learning for case-based reasoning through prototypes: A neural network that explains its predictions. In *Proceedings of the AAAI Conference on Artificial Intelligence*, volume 32, 2018.
- Francesco Locatello, Dirk Weissenborn, Thomas Unterthiner, Aravindh Mahendran, Georg Heigold, Jakob Uszkoreit, Alexey Dosovitskiy, and Thomas Kipf. Object-centric learning with slot attention. *Advances in Neural Information Processing Systems*, 33:11525–11538, 2020.
- Max Losch, Mario Fritz, and Bernt Schiele. Interpretability beyond classification output: Semantic Bottleneck Networks. *arXiv preprint arXiv:1907.10882*, 2019.
- Emanuele Marconato, Andrea Passerini, and Stefano Teso. Glancenets: Interpretable, leak-proof concept-based models. In *NeurIPS*, 2022.
- Yao Ming, Panpan Xu, Huamin Qu, and Liu Ren. Interpretable and steerable sequence learning via prototypes. In *Proceedings of the 25th ACM SIGKDD International Conference on Knowledge Discovery & Data Mining*, pp. 903–913, 2019.
- Meike Nauta, Ron van Bree, and Christin Seifert. Neural prototype trees for interpretable fine-grained image recognition. In *Proceedings of the IEEE/CVF Conference on Computer Vision and Pattern Recognition*, pp. 14933–14943, 2021.
- Adam Paszke, Sam Gross, Francisco Massa, Adam Lerer, James Bradbury, Gregory Chanan, Trevor Killeen, Zeming Lin, Natalia Gimelshein, Luca Antiga, et al. Pytorch: An imperative style, high-performance deep learning library. *Advances in neural information processing systems*, 32, 2019.
- Gregory Plumb, Maruan Al-Shedivat, Ángel Alexander Cabrera, Adam Perer, Eric Xing, and Ameet Talwalkar. Regularizing black-box models for improved interpretability. In *NeurIPS*, 2020.
- Teodora Popordanoska, Mohit Kumar, and Stefano Teso. Machine Guides, Human Supervises: Interactive Learning with Global Explanations. *arXiv preprint arXiv:2009.09723*, 2020.
- Marco Tulio Ribeiro, Sameer Singh, and Carlos Guestrin. “Why should I trust you?” Explaining the predictions of any classifier. In *Proceedings of the 22nd ACM SIGKDD international conference on knowledge discovery and data mining*, pp. 1135–1144, 2016.

- Laura Rieger, Chandan Singh, William Murdoch, and Bin Yu. Interpretations are useful: penalizing explanations to align neural networks with prior knowledge. In *ICML*, 2020.
- Andrew Slavin Ross, Michael C Hughes, and Finale Doshi-Velez. Right for the right reasons: training differentiable models by constraining their explanations. In *IJCAI*, 2017.
- Dawid Rymarczyk, Łukasz Struski, Jacek Tabor, and Bartosz Zieliński. ProtoPSHare: Prototypical Parts Sharing for Similarity Discovery in Interpretable Image Classification. In *Proceedings of the 27th ACM SIGKDD Conference on Knowledge Discovery & Data Mining*, pp. 1420–1430, 2021.
- Patrick Schramowski, Wolfgang Stammer, Stefano Teso, Anna Brugger, Franziska Herbert, Xiaoting Shao, Hans-Georg Luigs, Anne-Katrin Mahlein, and Kristian Kersting. Making deep neural networks right for the right scientific reasons by interacting with their explanations. *Nat. Mach. Intell.*, 2020.
- Patrick Schramowski, Felix Friedrich, Christopher Tauchmann, and Kristian Kersting. Interactively Generating Explanations for Transformer Language Models. *arXiv preprint arXiv:2110.02058*, 2021.
- Ramprasaath R Selvaraju, Stefan Lee, Yilin Shen, Hongxia Jin, Shalini Ghosh, Larry Heck, Dhruv Batra, and Devi Parikh. Taking a HINT: Leveraging Explanations to Make Vision and Language Models More Grounded. In *ICCV*, 2019.
- Xiaoting Shao, Arseny Skryagin, P Schramowski, W Stammer, and Kristian Kersting. Right for Better Reasons: Training Differentiable Models by Constraining their Influence Function. In *AAAI*, 2021.
- Karen Simonyan and Andrew Zisserman. Very deep convolutional networks for large-scale image recognition. *arXiv preprint arXiv:1409.1556*, 2014.
- Karen Simonyan, Andrea Vedaldi, and Andrew Zisserman. Deep inside convolutional networks: Visualising image classification models and saliency maps. In *International Conference on Learning Representations*, 2014.
- Leon Sixt, Maximilian Granz, and Tim Landgraf. When explanations lie: Why many modified by attributions fail. In *ICML*, 2020.
- Stephen M. Smith and Thomas E. Nichols. Statistical challenges in “big data” human neuroimaging. *Neuron*, 97(2):263–268, 2018.
- Wolfgang Stammer, Patrick Schramowski, and Kristian Kersting. Right for the Right Concept: Revising Neuro-Symbolic Concepts by Interacting with their Explanations. In *CVPR*, 2021.
- Stefano Teso. Toward faithful explanatory active learning with self-explainable neural nets. In *IAL Workshop*, 2019.
- Stefano Teso and Kristian Kersting. Explanatory interactive machine learning. In *AIES*, 2019.
- Stefano Teso, Andrea Bontempelli, Fausto Giunchiglia, and Andrea Passerini. Interactive Label Cleaning with Example-based Explanations. In *NeurIPS*, 2021.
- Stefano Teso, Öznur Alkan, Wolfgang Stammer, and Elizabeth Daly. Leveraging explanations in interactive machine learning: An overview. *arXiv preprint arXiv:2207.14526*, 2022.
- Maria de la Iglesia Vayá, Jose Manuel Saborit, Joaquim Angel Montell, Antonio Pertusa, Aurelia Bustos, Miguel Cazorla, Joaquin Galant, Xavier Barber, Domingo Orozco-Beltrán, Francisco García-García, Marisa Caparrós, Germán González, and Jose María Salinas. Bimcv covid-19+: a large annotated dataset of rx and ct images from covid-19 patients. 2020. doi: 10.48550/ARXIV.2006.01174. URL <https://arxiv.org/abs/2006.01174>.
- Joseph D Viviano, Becks Simpson, Francis Dutil, Yoshua Bengio, and Joseph Paul Cohen. Saliency is a possible red herring when diagnosing poor generalization. In *ICLR*, 2021.

Catherine Wah, Steve Branson, Peter Welinder, Pietro Perona, and Serge Belongie. The Caltech-UCSD Birds-200-2011 Dataset. 2011.

Xiaosong Wang, Yifan Peng, Le Lu, Zhiyong Lu, Mohammadhadi Bagheri, and Ronald Summers. Chestx-ray8: Hospital-scale chest x-ray database and benchmarks on weakly-supervised classification and localization of common thorax diseases. In *2017 IEEE Conference on Computer Vision and Pattern Recognition(CVPR)*, pp. 3462–3471, 2017.

Kai Yuanqing Xiao, Logan Engstrom, Andrew Ilyas, and Aleksander Madry. Noise or signal: The role of image backgrounds in object recognition. In *International Conference on Learning Representations*, 2020.

Omar Zaidan, Jason Eisner, and Christine Piatko. Using “annotator rationales” to improve machine learning for text categorization. In *NAACL*, 2007.

Hugo Zylberajch, Piyawat Lertvittayakumjorn, and Francesca Toni. HILDIF: Interactive Debugging of NLI Models Using Influence Functions. *Workshop on Interactive Learning for Natural Language Processing*, 2021.

A RELATIONSHIP TO OTHER LOSSES

The forgetting loss in Eq. (12) can be viewed as a *lifted* version of the separation loss in Eq. (6): the former runs over classes and leverages per-class concept feedback, while the latter runs over examples. The same analogy holds for the remembering and clustering losses, cf. Eqs. (5) and (13). The other difference is that the instance-level losses are proportional to the negative squared distance $-\|\mathbf{p} - \mathbf{q}\|^2$ between part-prototypes and parts and the concept-level ones to the activation instead. However, existing activation functions are monotonically decreasing in the squared distance, meaning that they only really differ in fall-off speed, as can be seen in Fig. 2. The IAIA-BL loss can also be viewed as a (lower bound of the) separation loss. Indeed:

$$\begin{aligned} \ell_{\text{iaia}}(\theta) &= \sum_{(\mathbf{x}, \mathbf{m}, y)} \sum_{\mathbf{p} \in \mathcal{P}^y} \|(1 - \mathbf{m}) \odot \text{attr}(\mathbf{p}, \mathbf{x})\| \leq \sqrt{k} \sum_{(\mathbf{x}, \mathbf{m}, y)} \max_{\mathbf{p} \in \mathcal{P}^y} \|(1 - \mathbf{m}) \odot \text{attr}(\mathbf{p}, \mathbf{x})\|_{\infty} \\ &= \sqrt{k} \sum_{(\mathbf{x}, \mathbf{m}, y)} \max_{\mathbf{p} \in \mathcal{P}^y} |(1 - \overline{m}_{\mathbf{q}}) \cdot \text{act}(\mathbf{p}, \mathbf{q})| = -\sqrt{k} \sum_{(\mathbf{x}, \mathbf{m}, y)} \min_{\mathbf{p}, \mathbf{q}} (1 - \overline{m}_{\mathbf{q}}) \cdot \|\mathbf{p} - \mathbf{q}\|^2 \end{aligned}$$

where $\overline{m}_{\mathbf{q}} \geq 0$ is the “part-level” attribution mask for part \mathbf{q} , obtained by down-scaling the input-level attribution mask of all pixels in the receptive field of \mathbf{q} . This formulation highlights similarities and differences with our forgetting loss: the latter imposes similar constraints as the IAIA-BL penalty, but (i) it does not require full mask supervision, and (ii) it can easily accommodate concept-level feedback that targets entire *sets* of examples, as explained above.

B ACTIVATION PRECISION

In order to measure the quality of the explanations produced by the various models, we adapted the *activation precision* (AP) metric from the original IAIA-BL experiments (Barnett et al., 2021, Eq. 6). Assuming that the attribution mask attr output by ProtoPNets is flattened to a vector with the same shape as \mathbf{m} , the original formulation of AP can be written as:

$$\frac{1}{|D|} \sum_{(\mathbf{x}, \mathbf{m}, y) \in D} \left(\frac{\sum_i [\mathbf{m} \odot T_{\tau}(\text{attr}(\mathbf{p}, \mathbf{x}))]_i}{\sum_i T_{\tau}(\text{attr}(\mathbf{p}, \mathbf{x}))_i} \right) \quad (14)$$

Here, T_{τ} is a threshold function that takes an attribution map (i.e., a real-valued matrix), computes the $(100 - \tau)$ percentile of the attribution values, and sets the elements above this threshold to 1 and the rest to 0. Intuitively, the AP counts how many pixels predicted as relevant by the network are actually relevant according to the ground-truth attribution mask \mathbf{m} .

This definition however ignores differences in activation across the most relevant pixels, which can be quite substantial, penalizing debugging strategies that manage to correctly shift *most* of the

network’s explanations over the truly relevant regions. To fix this, we modified T_τ not to discard this information, as follows:

$$\frac{1}{|D|} \sum_{(\mathbf{x}, \mathbf{m}, y) \in D} \left(\frac{\sum_i [\mathbf{m} \odot T_\tau(\text{attr}(\mathbf{p}, \mathbf{x})) \odot \text{attr}(\mathbf{p}, \mathbf{x})]_i}{\sum_i [T_\tau(\text{attr}(\mathbf{p}, \mathbf{x})) \odot \text{attr}(\mathbf{p}, \mathbf{x})]_i} \right) \quad (15)$$

In our experiments, we set $\tau = 5\%$. The same value is used by IAIA-BL and ProtoPNet for visualizing the model’s explanations and is therefore what the user would see during interaction.

C IMPLEMENTATION DETAILS

Architectures. We use the same ProtoPNet architecture for all competitors:

- *Embedding step:* For the CUB experiments, the embedding layers were taken from a pre-trained VGG-16, as in (Chen et al., 2019), and for COVID from a VGG-19 (Simonyan & Zisserman, 2014).
- *Adaptation layers:* As in (Chen et al., 2019), two 1×1 convolutional layers follow the embedding layers, and use ReLU and sigmoid activation functions respectively. The output dimension is 7×7 .
- *Part-prototype stage:* All models allocate exactly two part-prototypes per class, as allocating more did not bring any benefits. The prototypes are tensors of shape $1 \times 1 \times 128$.

To stabilize the clustering and separation losses, we implemented two “robust” variants proposed by Barnett et al. (2021), which are obtained by modifying the regular losses in Eqs. 5 and 6 of the main text to consider the average distance to the closest 3 part-prototypes, rather than the distance to the closest one only. These two changes improved the performance of all competitors.

Training. We froze the embedding layer so as to drive the model toward updating the part-prototypes. Similarly to the ProtoPNet implementation, the learning rate of the prototype layer was scaled by 0.15 every 4 epochs. The training batch size is set to 20 for the experiments on CUB5_{box} and COVID data sets, and 128 on CUB5_{nat}.

We noticed that, in confounded tasks, projecting the part-prototypes onto the nearest latent training patch tends the prototypes closer to confounders, encouraging the model to rely on it. This strongly biases the results *against* the ProtoPNet baseline. To avoid this problem, in our experiments we disabled the projection step.

Hyper-parameters. The width of the activation function (Eq. 1 in the main paper) used in ℓ_{for} was set to $\epsilon = 10^{-8}$ in all experiments.

For CUB5_{box} and CUB5_{nat}, the weights of the different losses were set to $\lambda_{\text{cls}} = 0.5$, $\lambda_{\text{sep}} = 0.08$, $\lambda_{\text{for}} = 100$. In this experiment, the remembering loss was not necessary and therefore it was disabled by setting $\lambda_{\text{rem}} = 0$. The value of $\lambda_{\text{iaia}} = 0.001$ was selected from $\{0.001, 0.01, 1.0, 100\}$ so as to optimize the F_1 test set performance, averaged over three runs. The number of retrieved training examples shown to the user is 5 ($a = 5$).

For the COVID data set, λ_{cls} , λ_{sep} , λ_{for} and λ_{rem} were set to 0.5, 0.08, 200, and 0 respectively for the first two debugging rounds. In the last round, λ_{cls} , λ_{sep} were decreased to 25% of the above values and λ_{rem} increased to 0.01, to boost the effect of ℓ_{for} and ℓ_{rem} . This shifts the focus of training from avoiding very bad part-prototypes, to adjusting the partly wrong prototypes and increasing the activation on the relevant patches. The value of a is set to 10.


D DATA STATISTICS AND PREPARATION

Table 1 reports statistics for all data sets used in our experiments, including the number of training and test examples, training examples used for the visualization step, and classes. The visualization data set contains the original images, i.e., before the augmentation step, and is used to visualize the images on which the prototypes activate most during the debugging loop. All images were resized to $224 \times 224 \times 3$, as done in ProtoPNet (Chen et al., 2019), IAIA-BL (Barnett et al., 2021) and for the COVID-19 data in (DeGrave et al., 2021).

Table 1: Statistics for all data sets used in our experiments.

DATA SET	# TRAIN	# TEST	# VISUALIZATION	# OF CLASSES
CUB5 _{box}	4500	132	150	5
CUB5 _{nat}	180000	569	600	20
COVID	7640	1744	7640	2

Figure 6: From left to right, the images of confounders on which ℓ_{for} relies for computing the activation value: the confounding green box present in CUB5_{box} and two background patches in CUB5_{nat}.




D.1 CUB DATA SETS

Classes in the CUB200 data set include only 30 training examples each. To improve the performance of ProtoPNets, as done in (Chen et al., 2019), we augmented the training images using random rotations, skewing, and shearing, resulting in 900 augmented examples per class.

CUB5_{box}. The five CUB200 classes that were make up the CUB5_{box} data set are listed Fig. 7 (left). Synthetic confounders (i.e., colored boxes) have been added to *training* images of the first, second and last class. No confounder was added to the other two classes. Fig. 6 (left) shows one of the three colored boxes. An example image confounded with a green box “■” is shown in Fig. 7 (right) along with the corresponding ground-truth attribution mask **m** used for IAIA-BL.

Figure 7: **Left:** List of CUB200 classes selected for the CUB5_{box} data set. **Right:** Confounded training images from CUB5_{box} and corresponding ground-truth attribution mask.

#	CLASS	LABEL	+CONFOUND?
0	001	Black-footed Albatross	✓
1	002	Laysan Albatross	✓
2	003	Sooty Albatross	✗
3	004	Groove-billed Ani	✗
4	005	Crested Auklet	✓



CUB5_{nat}. We created a variation of CUB200, namely CUB5_{nat}, to introduce a confounder that occurs naturally, e.g., sky or trees patches in the background, and are learned during the training phase. We followed these steps to select the twenty classes reported in Table 2 and used for the experiments:

1. We modified the *test set* images of all the 200 classes of CUB200 by placing the bird of one class on the background of another one. Since the outline of the bird removed from the background may not match the pasted one, the uncovered pixels are set to random values. Figure Fig. 8 shows the background swap for one image and the corresponding ground-truth mask. This background shift causes a drop in the performance of the model that relies on the background to classify a bird.
2. We trained ProtoPNet on two variations of the *training set*: in the first, by removing the background, the images contain only the birds, and in the second, both the bird and the background. We selected the twenty classes with the maximum gap in terms of F_1 on the

Figure 8: From left to right: original image with the sea in the background, the same bird but with the background of the land and the corresponding ground-truth attribution mask.



modified test set, out of the 200 classes of CUB200. Thus, the background appears to be a confounder for these twenty classes. The right most images in Fig. 6 highlight patches of the background learned by the model.

3. We repeated the step above but only on the twenty classes, and we selected the five classes with the maximum gap. In the experiments, we provided supervision only on these five classes. Since the experiments are run on this subset of twenty classes, the separation loss might force the model to learn different prototypes with respect to the ones learned when trained on 200 classes. Hence, the prototypes activate on different pixels and the classes with the largest gap are different. This additional ranking of the classes allows us to debug the most problematic ones and to show the potential performance improvement on them. For this reason, the results reported in the main paper are computed on only these five classes.

Table 2: Twenty classes with largest train-test performance gap used in the our second experiment. The *debug* column indicates which classes received supervision and are thus debugged.

#	CLASS	LABEL	DEBUG?	#	CLASS	LABEL	DEBUG?
0	001	Black-footed Albatross	✓	10	085	Horned Lark	
1	004	Groove-billed Ani		11	086	Pacific Loon	
2	006	Least Auklet		12	113	Baird Sparrow	
3	026	Bronzed Cowbird		13	122	Harris Sparrow	
4	037	Acadian Flycatcher		14	128	Seaside Sparrow	✓
5	040	Olive-sided Flycatcher		15	137	Cliff Swallow	✓
6	043	Yellow-bellied Flycatcher	✓	16	161	Blue-winged Warbler	
7	056	Pine Grosbeak		17	183	Northern Waterthrush	
8	070	Green Violetear	✓	18	188	Pileated Woodpecker	
9	076	Dark-eyed Junco		19	200	Common Yellowthroat	

D.2 COVID DATA SET

The training set consists of a subset of images retrieved from the GitHub-COVID repository (Cohen et al., 2020) and from the ChestX-ray14 repository (Wang et al., 2017). The number of COVID-negative and COVID-positive radiographs is 7390 and 250, respectively. The test set is the union of PadChest (Bustos et al., 2020) and BIMCV-COVID19+ (Vayá et al., 2020) datasets, totalling 1147 negative and 597 positive images. In (DeGrave et al., 2021), the classifier is trained on 15 classes, i.e., COVID and other 14 pathologies. In (DeGrave et al., 2021), the classifier is trained on a multi-label data set, in which each scan is associated with multiple pathologies, and the evaluation is then performed on COVID positive vs. other pathologies. To simplify the identification and thus the supervision given to the machine, we generated a binary classification problem containing COVID-positive images and images without any pathology. In this setting, supervision is given only on obvious confounders like areas outside the body profile or on arms and elbows. A domain expert can provide detailed supervision on which parts of the lungs the machine must look at.

E ADDITIONAL RESULTS

Additional part-prototypes for COVID. Fig. 9 reports all prototypes for the experiment on the COVID data set.

Confusion matrices. The confusion matrix on the left side of Fig. 10 shows that ProtoPNet over-predicts the COVID-positive class, whereas the prediction of ProtoPDebug after three rounds is more balanced since the confounders have been debugged. A domain expert can give additional supervision on which parts of the lungs are relevant for the classification task, further improving the performance.

Figure 9: Four rounds of sequential debugging with ProtoPDebug on COVID. Top row reports the prototypes with non-zero activation: first prototype refers to COVID- and second COVID+. Second row: prototypes with zero activation for each class.

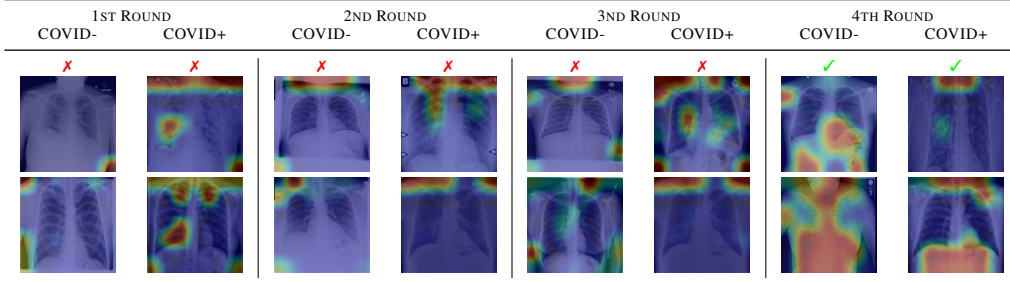
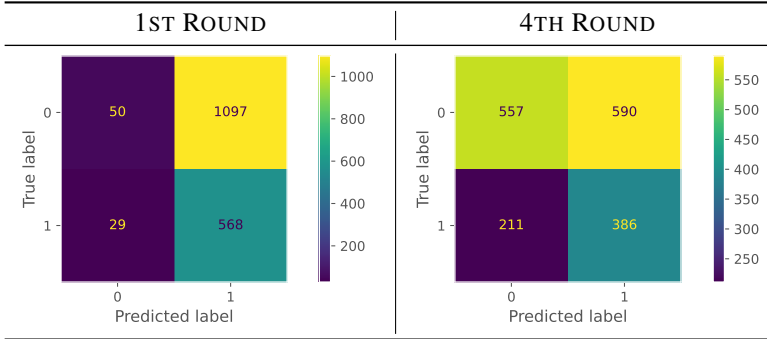


Figure 10: Confusion Matrices on test set where class 0 and 1 is COVID-negative and COVID-positive respectively.



F COMPARISON TO REMOVING-AND-FINETUNING

One alternative strategy for debugging ProtoPNets consists of removing confounded part-prototypes (or fixing their weight to zero) and then fine-tuning the aggregation layer. Here, we highlight some limitations of this strategy that ProtoPDebug does not suffer from. In all experiments we use the same setup as in the experiments reported in the main text.


First, this strategy cannot be used when *all* prototypes are confounded. This can occur because, in ProtoPNets, there is no term encouraging the network to learn distinct part-prototypes. In practice, it can happen that *all* part-prototypes learn to recognize the same confounder. This is illustrated by the two left images in Fig. 11: here a ProtoPNet trained on the CUB5_{box} data set has learned the same confounder (the colored box) with both of the part-prototypes allocated to the target class. In this situation, the above strategy cannot be applied as there are no unconfounded concepts to rely on for prediction.

What happens if only *some* part-prototypes are confounded? In order to answer this question, we assume that the ProtoPNet loss is augmented with a diversification term ℓ_{div} of the form:

$$\ell_{div}(\theta) := \frac{1}{|\mathcal{P}|} \sum_y \sum_{\mathbf{p}_j \in \mathcal{P}_y} \min_{j: \mathbf{p}_j \in \mathcal{P}_y} \|\mathbf{p}_j - \mathbf{p}_j\|^2. \tag{16}$$

where λ_{div} is a hyper-parameter. This term encourages the different part-prototypes of each class y to be different from each other, and is useful to prevent them to all acquire the same confounder.

Figure 11: **Left pair:** prototype activations of a confounded class in CUB5_{box}. Notice that both prototypes are confounded. **Right pair:** one prototype activates on the confounder (colored box) whereas the other is neither interpretable nor useful for prediction.



Now, even if only *some* part-prototypes are confounded, there is no guarantee that the unconfounded ones capture meaningful information. The opposite tends to be true: when a strong confounder is present, the network can (and typically does) achieve high accuracy on the training set by learning to recognize the confounder and allocating all weight to it, and has little incentive to learn other discriminative, high-quality part-prototypes. We validated this empirically by training a ProtoPNet model on the CUB5_{box} data set using the diversification term above, setting λ_{div} to 0.1. The results are shown in Fig. 11 (right): the two activation maps show that one part-prototype activates on the confound, while the other captures irrelevant information and that therefore it would perform very poorly when used for classification.

G ABLATING THE REMEMBERING LOSS

We evaluate the contribution of the remembering loss in last debugging rounds of the COVID experiment. The remembering loss avoids performance drop over time. We re-run the last two debugging rounds of the experiment in Figure 5 by setting λ_r to zero. In terms of F_1 , the performance in the third round goes from 0.55 with the remembering loss to 0.44 without. In the fourth round, performance decrease from 0.54 to 0.4.

H USER EXPERIMENT

We evaluated the usability of ProtoPDebug in a sequence of debugging round with real users. The participants were asked to review patches of prototype activation on the training images. The patch extraction procedure starts by selecting the five most activated images for each prototype. For each activation map, we generate a binary image in which pixels are set to one if their activation value is at least 95%-percentile of all activation (as in (Chen et al., 2019)), zero otherwise. Then, we extract the contours representing the border of the activation patches. We discard the patches that are too small, difficult to be spotted by the participants and not capturing enough information. We set the threshold to patches having less than 200 pixels area. Finally, we overlay the original images with the extracted patches.


We ran the online experiment through Prolific Academic. For each debugging round experiment, ten participants, laypeople and English native speakers, inspected the images generated as described above in a sequence of questions like Fig. 12. Each experiment took between 9 and 15 minutes according to the number of patches to review. Participants received an hourly fee for their participation. On top of this amount, we gave an additional bonus based on the agreement with the other participants. We randomly selected five images, and we awarded the users whose evaluations agree with at least 80% of others' evaluations for all five images.

We provided the following instruction to the user:

You will now be presented with a series of images of birds in various natural settings. Each image has a highlighted overlay that goes from dark red (the highlight focus) to light green (the highlight margin).

Figure 12: Question in the user experiment form. The upper part display one activation patch. The user must choose either that the overlay covers part of the bird or exclusively the background.

Figure 1



The highlighted overlay covers *

- some part of the bird
- exclusively (or very nearly so) the background

Table 3: Statistics about the patches for all debugging rounds. From left to right: number of patches overlaying the background with the inter-annotator agreement of at least 80%, number of patches on which the agreement is under 80%, number of patches activating on the bird with an agreement of at least 80% and the total number of patches shown to the participants.

ROUND	# BACKGROUND	# BIRD	# NO AGREEMENT	TOTAL
FIRST	19	73	5	97
SECOND	6	63	5	74
THIRD	3	73	2	78

Your task will be to carefully inspect each image and then to determine whether the highlighted overlay covers some part of the bird or whether, instead, it covers exclusively (or very nearly so) the background.

Table 3 exposes statistics about user feedback over the debugging rounds. The number of patches on which the prototypes activate almost exclusively on the backgrounds decreases by giving more supervision to the model. The inter-annotation agreement is 96% and shows that the ProtoPDebug feedback required from the supervisor is simple and effective.