

Constructing Trinomial Models Based on Cubature Method on Wiener Space: Applications to Pricing Financial Derivatives

Hossein Nohrouzian Anatoliy Malyarenko Ying Ni

Abstract

This contribution deals with an extension to our developed novel cubature methods of degrees 5 on Wiener space. In our previous studies, we have shown that the cubature formula is exact for all multiple Stratonovich integrals up to dimension equal to the degree. In fact, cubature method reduces solving a stochastic differential equation to solving a finite set of ordinary differential equations. Now, we apply the above methods to construct trinomial models and to price different financial derivatives. We will compare our numerical solutions with the Black's and Black-Scholes models' analytical solutions. The constructed model has practical usage in pricing American-style derivatives and can be extended to more sophisticated stochastic market models.

keywords: Cubature method, Stratonovich integral, Wiener space, stochastic market model

1 Introduction and outline of the paper

In mathematical finance, it is common to describe the random changes in risky asset prices by stochastic differential equations (SDEs). SDEs can be re-written in their integral forms. However, it is not possible to calculate all stochastic integrals in closed form. Therefore, proper numerical methods should be used to estimate the value of such stochastic integrals.

One of the most popular numerical method to estimate stochastic integrals is Monte Carlo method (estimate). In particular, according to [17], cubature methods and consequently cubature formulae construct a probability measure with finite support on a finite-dimensional real linear space which approximates the standard Gaussian measure. A generalisation of this idea, when a finite-dimensional space is replaced with the Wiener space, can be used for constructing modern Monte Carlo estimates (see [1] for the exact sense of modern Monte Carlo estimate). The idea of cubature method on Wiener space, among others, was developed in [11]. The extension of this idea were developed and studied in [12, 13, 14, 17].

Our objective is to use cubature method and a cubature formula of degree 5 on Wiener space to estimate the expected values of functionals defined on the

solutions of SDEs. This means that we use an extension to our developed novel cubature methods of degrees 5 to estimate the (discounted) expected values of European call and put payoff functions defined on the solutions of Black–Scholes and Black’s SDEs. This extension includes a construction of a recombining trinomial tree model. The underlying asset prices in Black–Scholes and Black’s models are log-normally distributed and the price dynamics follow geometric Brownian motion. Moreover, both models have closed form solutions to find the price of European call and put options. Availability of closed form solutions of these models provides us with an opportunity to investigate if the sequence of our trinomial models converges to a geometric Brownian motion or not. Also, we can compare our numerical results with analytical ones and consequently estimate the corresponding errors of our method. We would like to emphasize that the constructed trinomial tree has practical usage and applications in pricing path-dependent and American-style options.

The outline of this paper is as follows. In Section 2, we briefly look at the cubature method on Wiener space and at the applications of cubature formula in Black–Scholes and Black’s models. Then, in Section 3, we construct a trinomial model based on cubature formula on Black–Scholes model. After that, in Section 4, we study the convergence of the sequences of constructed trinomial model to a geometric Brownian motion. In Section 5, we will study the conditions which makes the probability measure in our trinomial model a martingale measure, i.e., risk-neutral probability measure. Later, in Section 6, we will extend our results for more cases and give some concrete examples where we study the behaviour of the constructed trinomial model in Black–Scholes and Black’s model. Finally, we close this paper by a discussion section.

2 Cubature formula in Black–Scholes and Black’s model

In this section, we briefly review how the cubature method on Wiener space can be used in the Black–Scholes and Black’s models.

2.1 Black–Scholes model via cubature formula

Given a filtered probability space $(\Omega, \mathfrak{F}, \mathbb{P}, (\mathfrak{F})_{t \geq 0})$, let $S(t)$ be time- t price of a (non-dividend-paying) risky asset, r and σ be drift (risk-free interest rate) and diffusion (volatility of asset price) coefficients and $\{W(t)\}_{t \geq 0}$ be the standard one-dimensional Wiener process. The dynamics of risky asset prices in the Black–Scholes model [4, 15], under equivalent martingale probability measure $\mathbb{Q} \sim \mathbb{P}$, satisfies the following SDE (originally proposed by Samuelson [20])

$$dS(t) = rS(t)dt + \sigma S(t)dW(t), \quad 0 \leq t \leq T. \quad (1)$$

The solution to the SDE (1) is an Itô process. After applying the Stratonovich correction, the above equation can be written in its Stratonovich form (see [18])

k	λ_k	$\theta_{k,1} = \theta_{k,3}$	$\theta_{k,2}$	$\theta_{k,3} = \theta_{k,1}$
1	1/6	$(-2\sqrt{3} \mp \sqrt{6})/6$	$(-\sqrt{3} \pm \sqrt{6})/3$	$(-2\sqrt{3} \mp \sqrt{6})/6$
2	2/3	$\pm\sqrt{6}/6$	$\mp\sqrt{6}/3$	$\pm\sqrt{6}/6$
3	1/6	$(2\sqrt{3} \pm \sqrt{6})/6$	$(\sqrt{3} \mp \sqrt{6})/3$	$(2\sqrt{3} \pm \sqrt{6})/6$

Table 1: Information for cubature formulae of degree 5.

$$dS(t) = \left(r - \frac{1}{2}\sigma^2\right)S(t)dt + \sigma S(t) \circ dW(t). \quad (2)$$

We note that, cubature formula is valid in time interval with length one. Applying the results of cubature method on Wiener space in Equation (2) yields to [13, 17]

$$dS_k(t) = \left(r - \frac{1}{2}\sigma^2\right)S_k(t)dt + \sigma S_k(t)d\omega_k(t), \quad 0 \leq t \leq 1,$$

where ω_k , ($1 \leq k \leq l$) is the k th possible trajectory, and l , ($l \in \mathbb{Z}^+$) stands for the number of trajectories in the cubature formula of degree M .

Rearranging the last equation and calculating the integral of both hand sides gives

$$\hat{S}_k(t_j) = \hat{S}_k(t_{j-1}) \exp \left\{ \left(r - \frac{1}{2}\sigma^2\right)[t_j - t_{j-1}] + \sigma[\omega_k(t_j) - \omega_k(t_{j-1})] \right\}, \quad (3)$$

with $j = 1, \dots, l$ and $0 \leq t_j \leq 1$. In a cubature formula of degree $M = 5$, the number of trajectories is $l = 3$ and one of the possible solutions becomes

$$\omega_k(t_j) = 3\theta_{k,j}(t_j - t_{j-1}) + \omega_k(t_{j-1}), \quad j = 1, 2, 3, \quad \omega_k(0) = 0, \quad (4)$$

where $0 = t_0 < t_1 < t_2 < t_3 = 1$, i.e., the trajectories start from time 0 and stop at time 1, $j = 1, 2, 3$, $t_j - t_{j-1} = 1/3$ and with weight λ_k and coefficients θ_k summarized in Table 1.

Using Equation (4), we calculate $\omega_3(t_3) = -\omega_1(t_3) = \sqrt{3}$ and $\omega_2(t_3) = 0$. For simplicity, denote $\omega_k(t_3)$ by ω_k . Now, let us ignore the intermediate partitions in $0 = t_0 < t_1 < t_2 < t_3 = 1$. This reduces Equation (3) to

$$\hat{S}_k(1) = \hat{S}_k(0) \exp \left\{ \left(r - \frac{1}{2}\sigma^2\right) + \sigma\omega_k \right\}. \quad (5)$$

Equation (5) works for the time interval of length one, i.e. $t \in [0, 1]$. Let T be the time to maturity for an option. Right now, we can only consider $T = 1$. We would like considering yearly interest rate, yearly volatility and yearly time to maturity in a more flexible way. So, we modify the drift and diffusion terms in Equation (5). This modification yields to

$$\hat{S}_k(T) = \hat{S}_k(0) \exp \left\{ \left(r - \frac{1}{2}\sigma^2\right)T + \sigma\sqrt{T}\omega_k \right\}. \quad (6)$$

Now, it is easy to calculate $\hat{S}_k(T)$ for $k = 1, 2, 3$. Then, the price of an option will be equal to its discounted expected payoff. For example, the price of an European call option (π_c) and the price of an European put option (π_p) with strike price K will be given by

$$\begin{aligned}\pi_c &= e^{-rT} \sum_{k=1}^3 \lambda_k \max(\hat{S}_k(T) - K, 0), \\ \pi_p &= e^{-rT} \sum_{k=1}^3 \lambda_k \max(K - \hat{S}_k(T), 0).\end{aligned}$$

Equation (6) works better for very small time to maturity. Later in this paper, we will try to improve the performance of our model by extending it into a trinomial tree model.

2.2 Black's model via cubature formula

In the Black's model [3], the dynamics of risky forward rate prices $F(t)$ satisfies

$$dF(t) = \sigma F(t) dW(t), \quad 0 \leq t \leq T.$$

The Stratonovich form of the above SDE becomes

$$dF(t) = -\frac{1}{2}\sigma^2 F(t) dt + \sigma F(t) \circ dW(t).$$

Following the same procedure as in Section 2.1, we get

$$\hat{F}_k(T) = \hat{F}_k(0) \exp\left\{-\frac{1}{2}\sigma^2 T + \sigma\sqrt{T}\omega_k\right\}. \quad (7)$$

3 Constructing a trinomial tree via cubature formula

In this section, we develop, modify and revise the idea of constructing a trinomial model via cubature formula on Wiener space presented in [13]. The idea of constructing an n -step trinomial tree is to divide the time interval $[0, T]$ by n steps. In each step, the price can go up by an amount of u_0 with probability p_u , go in middle by an amount of m_0 with probability p_m and go down by an amount d_0 with probability p_d . Also, $0 \leq p_u, p_m, p_d \leq 1$, $p_u + p_m + p_d = 1$ and $u_0 > m_0 > d_0$. In other words, we create more trajectories (paths) for the underlying process in discrete time in order to get more accurate possible prices. If a trinomial model is recombining, then the number of nodes in the constructed recombining trinomial tree is $2n + 1$. Using trinomial expansion, we can find all $(n + 1)(n + 2)/2$ trinomial coefficients which represent the number of possible paths to reach each node. Note that the sum of all trinomial coefficients is equal to the number of all possible paths in the constructed trinomial tree, that

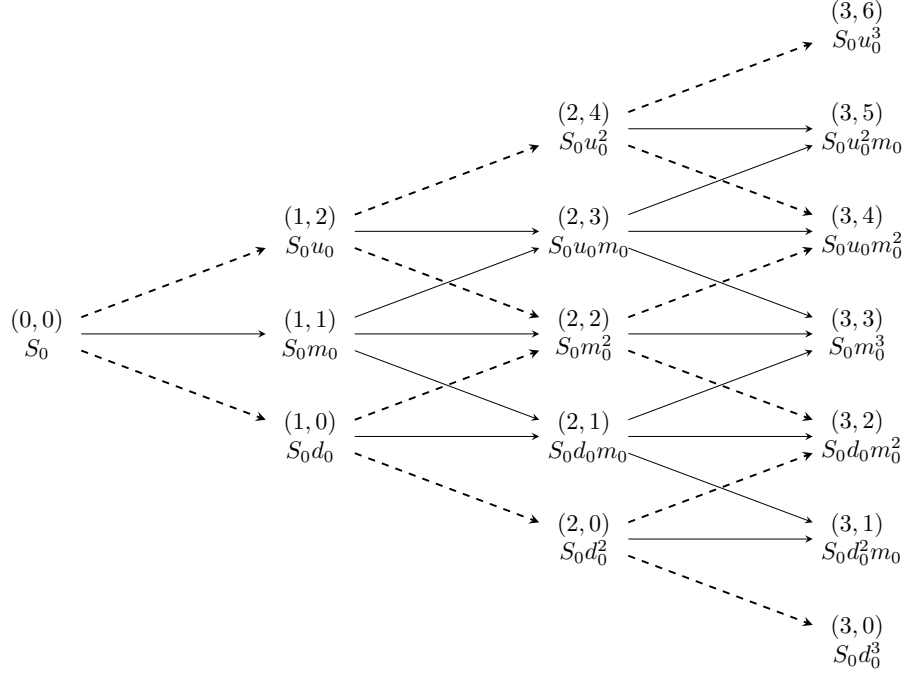


Figure 1: A three-step trinomial tree.

is, to 3^n . Moreover, we can simply calculate the corresponding probabilities and prices at each step of the tree and for each node. Figure 1 illustrates the idea, where the dashed-arrows represent a recombining binomial tree (e.g., see CRR binomial model in [5]). We observe that for example in node $(3,4)$, $S_0 u_0 m_0^2 = S_0 u_0^2 d_0$ and in node $(3,3)$ $S_0 m_0^3 = S_0 u_0 m_0 d_0$.

The constructed tree can (among other possible applications) be used for pricing European, American-style and path-dependent derivative options.

A trinomial tree approximation for the Black–Scholes model

Let $h = T/n$, substituting $\omega_3 = -\omega_1 = \sqrt{3}$ and $\omega_2 = 0$ in Equation (6) (from now on we type S instead of \hat{S}), we introduce up, middle and down factors by

$$\begin{cases} u = \ln(u_0) = \ln \frac{S_3(h)}{S(0)} = (r - \frac{1}{2}\sigma^2)h + \sigma\sqrt{3h}, \\ m = \ln(m_0) = \ln \frac{S_2(h)}{S(0)} = (r - \frac{1}{2}\sigma^2)h, \\ d = \ln(d_0) = \ln \frac{S_1(h)}{S(0)} = (r - \frac{1}{2}\sigma^2)h - \sigma\sqrt{3h}. \end{cases} \quad (8)$$

Observe that the factors u , m , and d depend on n through h . To simplify notation, we omit this dependence.

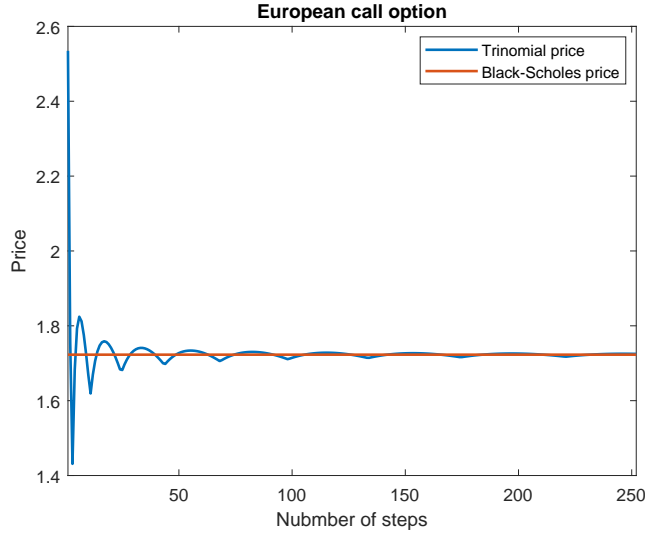


Figure 2: Black-Scholes and trinomial prices for European call option.

$\pi_c(\$)$ Black-Scholes	$\pi_c(\$)$ Trinomial	$\pi_p(\$)$ Black-Scholes	$\pi_p(\$)$ Trinomial
1.722901670	1.724972167	20.23223773	20.234308227

Table 2: Black-Scholes model example.

Proposition 1. *The above trinomial construction produces a recombining trinomial tree.*

Proof. We simply calculate

$$u_0 d_0 = \exp \left\{ 2 \left(r - \frac{1}{2} \sigma^2 \right) h \right\} = m_0 m_0 = m_0^2.$$

Since u_0, m_0 and d_0 are positive, $m_0 = \sqrt{u_0 d_0}$. Equivalently, $m = (u + d)/2$. \square

As an example, assume that the stock price $S_0 = \$100$, time to maturity $T = 0.5$ of a year, strike price $K = \$120$, yearly interest rate $r = 2.5\%$, yearly volatility $\sigma = 25\%$ and the number of steps in our trinomial tree $n = 252$.

Now, given the above parameters, we write a script in MATLAB[®], where we use the Black-Scholes formulae to calculate analytical prices, and apply the constructed trinomial tree model to estimate numerical prices of European call and put options. The option prices are summarized in Table 2. Moreover, the behavior of trinomial tree prices (for call option) is depicted in Figure 2. The absolute value of difference between Black-Scholes and trinomial prices for call option is 0.0020704969 and for put is 0.00207049733.

4 Convergence to geometric Brownian motion

As Figure 2 suggests, our (numerical) trinomial price may converge to the (analytical) Black–Scholes price. Now, we will consider a more general case and show that the sequence of our trinomial model (weakly) converges to a geometric Brownian motion. We first prove the convergence in distribution and then we prove the sequence of measures is tight. Let us start by reviewing the necessary definitions given in [2].

Let (S, d) be a metric space. For the purposes of this paper it is enough to consider the case of $S = C[0, T]$ with the distance

$$d(a, b) = \max_{t \in [0, T]} |a(t) - b(t)|.$$

Let \mathfrak{S} be the σ -field of Borel sets in S . For a probability space $(\Omega, \mathfrak{F}, \mathbb{P})$, consider a measurable map $X: \Omega \rightarrow S$. By this definition, for a point $w \in \Omega$, the image $X(w)$ is a continuous function on $[0, T]$. That is, $X(t, w) = X(w)(t)$ is a stochastic process with continuous sample paths.

Definition 1. *The distribution of X is the probability measure P on the σ -field \mathfrak{S} given by*

$$P(A) = \mathbb{P}(X^{-1}(A)), \quad A \in \mathfrak{S}.$$

Remark 1. *In other words, we describe the one-to-one correspondence between the family of stochastic processes X with continuous trajectories and the family of probability measures P on $C[0, T]$.*

Definition 2. *A sequence $\{X_n: n \geq 1\}$ of stochastic processes converges in distribution to a stochastic process X if the sequence $\{P_n: n \geq 1\}$ of their distributions weakly converges to the distribution P of the stochastic process X , that is, for any continuous function $v: S \rightarrow \mathbb{R}$ we have*

$$\lim_{n \rightarrow \infty} \int_S v(f) dP_n(f) = \int_S v(f) dP(f).$$

Let k be a positive integer, and let t_1, \dots, t_k be arbitrary distinct points in $[0, T]$.

Definition 3. *The natural projection is the map $\pi_{t_1, \dots, t_k}: S \rightarrow \mathbb{R}^k$ given by*

$$\pi_{t_1, \dots, t_k}(f) = (f(t_1), \dots, f(t_k))^{\top}.$$

Definition 4. *The finite-dimensional distributions of a stochastic process X are the measures $P\pi_{t_1, \dots, t_k}^{-1}$ on the Borel σ -field \mathfrak{R}^k of the space \mathbb{R}^k given by*

$$P\pi_{t_1, \dots, t_k}^{-1}(A) = P(\pi_{t_1, \dots, t_k}^{-1}(A)), \quad A \in \mathfrak{R}^k.$$

Definition 5. *A family Π of probability measures on \mathfrak{S} is called relatively compact if every sequence of elements of Π contains a weakly converging subsequence.*

Theorem 1. *If the sequence $\{P_n: n \geq 1\}$ of the distributions of stochastic processes $\{X_n: n \geq 1\}$ is relatively compact and the finite-dimensional distributions of X_n converge weakly to those of a stochastic process X , then $\{X_n: n \geq 1\}$ converges in distribution to X .*

Thus, proof of convergence in distribution of the sequence of trinomial trees to the geometric Brownian motion is naturally dividing into two parts, which will be given in the next two subsections.

4.1 Convergence of finite-dimensional distribution

Let us study the convergence of our model in the following 3 steps.

Step 1. (Preliminaries) Consider Equation (8) and let $0 = t_0 < t_1 < \dots < t_n$, where $t_n = T$. Then, the price at each step of the tree can be found using

$$S(t_i) = \begin{cases} S(t_{i-1})e^u & \text{with probability } p_u, \\ S(t_{i-1})e^m & \text{with probability } p_m, \\ S(t_{i-1})e^d & \text{with probability } p_d. \end{cases} \quad i = 1, \dots, n \quad (9)$$

Denote the number of times that the price goes up, up to time t_n , i.e., step n , by $n_u(t_n)$, down by $n_d(t_n)$ and middle by $n_m(t_n) = n - n_u(t_n) - n_d(t_n)$, then the set of possible prices can be expressed by

$$S(t_n) \in \{S_0 \exp(un_u(t_n) + dn_d(t_n) + m[n - n_u(t_n) - n_d(t_n)])\}.$$

If we substitute $m = (u + d)/2$, the above set reduces to

$$S(t_n) \in \{S_0 \exp([n_u(t_n) - n_d(t_n)](u - d)/2 + n(u + d)/2)\}.$$

Put $\Omega = C[0, T]$, the space of paths, and \mathfrak{S} as the σ -field of Borel sets. Let $p = (p_u, p_m, p_d)$ such that $0 \leq p_u, p_m, p_d \leq 1$ and $p_u + p_m + p_d = 1$ be given. Now, we define the probability measure P_n on \mathfrak{S} supported by a finite subset of sample space $C[0, T]$ with 3^n elements.

Step 2. (Description of the measure P_n) Consider the set of 3^n “words” $w = w_1 \dots w_n$ consisting of n letters, where each letter is either u or m or d . Let

- $\{\xi_k: k \geq 1\}$ be the sequence of independent and identically distributed (IDD) random variables with $P\{\xi_1 = \ln(w_1)\} = p_{w_1}$,
- $\Xi_0 = 0$ and $\Xi_k = \xi_1 + \dots + \xi_k$, $k \geq 1$,
- $f_w \in C[0, T]$ be the function that takes the following values:

1.

$$f_w(0) = \ln(S_0),$$

2.

$$f_w \left(\frac{(k+1)T}{n} \right) = f_w \left(\frac{kT}{n} \right) + \xi_{k+1}, \quad 0 \leq k \leq n-1,$$

3. the value in an arbitrary “intermediate” point, say t , is given by linear interpolation, that is

$$f_w(t) = \ln(S_0) + \Xi_{\lfloor nt/T \rfloor} + (nt/T - \lfloor nt/T \rfloor) \xi_{\lfloor nt/T \rfloor + 1}, \quad 0 \leq t \leq T.$$

- $n_u(w)$ represents the number of letters u ,
- $n_m(w)$ represents the number of letters m ,
- $n_d(w)$ represents the number of letters d .

Now, we define the probability measure \mathbb{P}_n on the Borel σ -field supported by the subset of sample space $C[0, T]$ with 3^n atoms $f_w(t)$ by

$$\mathbb{P}_n(f_w(t)) = p_u^{n_u(w)} p_m^{n_m(w)} p_d^{n_d(w)}.$$

Finally, let \mathbb{P} be the measure that corresponds to the geometric Brownian motion

$$S(t) = S_0 \exp \left\{ \left(r - \frac{1}{2} \sigma^2 \right) t + \sigma W(t) \right\}, \quad 0 \leq t \leq T,$$

that is, $\mathbb{P}(A) = \mathbb{P}\{S(t) \in A\}$, $A \in \mathfrak{G}$.

Step 3. (Proof of convergence) Define the sequence of random variables $\{X_i\}_{i=1}^n$ on the probability space $(\Omega, \mathfrak{F}, \mathbb{P}_n, (\mathfrak{F}_t)_{t \geq 0})$ and on $w = (\xi_1, \dots, \xi_n) \in \Omega$ as $X(w) = \xi_i$. Following [19], we define

$$X_i(w) = \begin{cases} 1 & \text{if } \xi_i = u, \\ 0 & \text{if } \xi_i = m, \\ -1 & \text{if } \xi_i = d. \end{cases}$$

Note that, the sequence $\{X_i\}_{i=1}^n$ is a sequence of independent and identically distributed (IID) random variables.

Let $S^n(t)$ be the stochastic process that corresponds to the measure \mathbb{P}_n . By the constructions in “Step 2.”, the values of the process $S^n(t_i)$ (for simplicity denote it by $S(t_i)$) in our trinomial tree can be expressed by re-writing Equation (9) as the following trinomial stock price

$$S(t_i) = S(t_{i-1}) \exp \left\{ \frac{(u+d)}{2} + \frac{(u-d)}{2} X_i \right\}, \quad i = 1, \dots, n. \quad (10)$$

We observe that $\mathbb{E}[X_i] = p_u(1) + p_m(0) + p_d(-1) = p_u - p_d$ and $\mathbb{E}[X_i^2] = p_u(1)^2 + p_m(0)^2 + p_d(-1)^2 = p_u + p_d$. Using the equation above, we obtain

following mean

$$\begin{aligned}\mathbb{E}\left[\ln\frac{S(t_i)}{S(t_{i-1})}\right] &= \mathbb{E}\left[\frac{(u+d)}{2} + \frac{(u-d)}{2}X_i\right] = \frac{(u+d)}{2} + \frac{(u-d)}{2}\mathbb{E}[X_i], \\ &= \frac{1}{2}[u+d+(u-d)(p_u-p_d)],\end{aligned}\tag{11}$$

and variance

$$\text{Var}\left[\ln\frac{S(t_i)}{S(t_{i-1})}\right] = \mathbb{E}\left[\left(\ln\frac{S(t_i)}{S(t_{i-1})}\right)^2\right] - \left(\mathbb{E}\left[\ln\frac{S(t_i)}{S(t_{i-1})}\right]\right)^2,$$

where for the first term on the right hand side of the above equation, we have

$$\begin{aligned}\mathbb{E}[\cdot^2] &= \frac{1}{4}\mathbb{E}[(u+d)^2 + 2(u+d)(u-d)X_i + (u-d)^2X_i^2] \\ &= \frac{1}{4}((u+d)^2 + 2(u+d)(u-d)\mathbb{E}[X_i] + (u-d)^2\mathbb{E}[X_i^2]) \\ &= \frac{1}{4}((u+d)^2 + 2(u+d)(u-d)(p_u-p_d) + (u-d)^2(p_u+p_d)),\end{aligned}$$

and for the second term

$$(\mathbb{E}[\cdot])^2 = \frac{1}{4}[(u+d)^2 + 2(u+d)(u-d)(p_u-p_d) + (u-d)^2(p_u-p_d)^2].$$

Subtracting second term from first one gives

$$\begin{aligned}\mathbb{E}[\cdot^2] - (\mathbb{E}[\cdot])^2 &= \frac{1}{4}[(u-d)^2(p_u+p_d) - (u-d)^2(p_u-p_d)^2] \\ &= \frac{1}{4}[(p_u+p_d) - (p_u-p_d)^2](u-d)^2.\end{aligned}$$

Thus,

$$\text{Var}\left[\ln\frac{S(t_i)}{S(t_{i-1})}\right] = \frac{1}{4}[p_u+p_d - (p_u-p_d)^2](u-d)^2.\tag{12}$$

Substituting the values $\lambda_1 = p_u = p_d = \lambda_3 = 1/6$, u and d , confirms the construction of our trinomial tree. That is,

$$\mathbb{E}\left[\ln\frac{S(t_i)}{S(t_{i-1})}\right] = \frac{1}{2}[u+d+(p_u-p_d)(u-d)] = \frac{1}{2}(\mu h + \mu h + 0 \cdot (u-d)) = \mu h,$$

where $\mu = (r - \frac{1}{2}\sigma^2)$. Moreover,

$$\text{Var}\left[\ln\frac{S(t_i)}{S(t_{i-1})}\right] = \frac{1}{4}[p_u+p_d - (p_u-p_d)^2](u-d)^2 = \frac{1}{4}\frac{2}{6}(2\sigma\sqrt{3h})^2 = \sigma^2 h.$$

In the next step, we would like to prove that the sequence of finite-dimensional distributions of our trinomial trees converges to those of the geometric Brownian motion. In one dimensional case, we prove $S(t_n)$ in our trinomial model

converges in distribution to $S(T)$ in geometric Brownian motion as $n \rightarrow \infty$. First, we iterate Equation (10). This yields to

$$S(t_n) = S_0 \exp \left\{ n \frac{(u+d)}{2} + \frac{(u-d)}{2} \sum_{i=1}^n X_i \right\}. \quad (13)$$

Note that for $i = 1, \dots, n$, the random variables $\ln \frac{S(t_i)}{S(t_{i-1})}$ are IID random variables. Now, we use Equation (10) and define Z_n as the standardized random variable of the sum, $\sum_{i=1}^n \ln \frac{S(t_i)}{S(t_{i-1})}$ ($= \ln \frac{S(t_n)}{S_0}$). That is,

$$Z_n := \frac{\sum_{i=1}^n \ln \frac{S(t_i)}{S(t_{i-1})} - n \mathbb{E} \left[\ln \frac{S(t_i)}{S(t_{i-1})} \right]}{\left(n \text{Var} \left[\ln \frac{S(t_i)}{S(t_{i-1})} \right] \right)^{1/2}}.$$

Using the obtained mean and variance values in Equations (11) and (12)

$$\begin{aligned} Z_n &= \frac{\sum_{i=1}^n \ln \frac{S(t_i)}{S(t_{i-1})} - \frac{n}{2} [u + d + (p_u - p_d)(u - d)]}{\sqrt{\frac{n}{4} [p_u + p_d - (p_u - p_d)^2] (u - d)^2}} \\ &= \frac{\frac{(u-d)}{2} \sum_{i=1}^n X_i + n \frac{u+d}{2} - n \frac{u+d}{2} + n \frac{(p_u - p_d)(u-d)}{2}}{\sqrt{n} \sqrt{\frac{1}{4} [p_u + p_d - (p_u - p_d)^2] (u - d)^2}}, \end{aligned}$$

multiplying numerator and denominator by $2/(u-d)$,

$$Z_n = \frac{\sum_{i=1}^n X_i - n(p_u - p_d)}{\sqrt{n} \sqrt{p_u + p_d - (p_u - p_d)^2}} = \frac{X_1 + \dots + X_n - n(p_u - p_d)}{\sqrt{n} \sqrt{p_u + p_d - (p_u - p_d)^2}},$$

where for all X_i and $i = 1, \dots, n$

$$\begin{aligned} \mathbb{E}[X_i] &= p_u(1) + p_m(0) + p_d(-1) = p_u - p_d = \mu_X, \\ \text{Var}[X_i] &= \mathbb{E}[X_i^2] - (\mathbb{E}[X_i])^2 = p_u(1)^2 + p_m(0)^2 + p_d(-1)^2 - (p_u - p_d)^2 \\ &= p_u + p_d - (p_u - p_d)^2 = \sigma_X^2. \end{aligned}$$

Thus,

$$Z_n = \frac{X_1 + \dots + X_n - n\mu_X}{\sigma_X \sqrt{n}},$$

and using central limit theorem (see [10]), we have

$$\lim_{n \rightarrow \infty} \mathbb{P}\{Z_n \leq z\} = \mathcal{N}(z), \quad z \in \mathbb{R},$$

where $\mathcal{N}(z)$ is the standard normal distribution function.

Doing a little algebra, we calculate the following terms in Equation (13)

$$\begin{aligned} n \left(\frac{u+d}{2} \right) &= \left(r - \frac{1}{2} \sigma^2 \right) nh = \left(r - \frac{1}{2} \sigma^2 \right) T, \\ \frac{u-d}{2} \sum_{i=1}^n X_i &= \frac{u-d}{2} \left[n(p_u - p_d) + Z_n \sqrt{n} \sqrt{p_u + p_d - (p_u - p_d)^2} \right] \\ &= (\sigma \sqrt{3h})(Z_n \sqrt{n} \sqrt{1/3}) = \sigma \sqrt{nh} Z_n = \sigma \sqrt{T} Z_n, \end{aligned} \quad (14)$$

where, $p_u = p_d = 1/6$, $T = t_n = nh$, and u, d are given in Equation (8). Substituting the above values into Equation (13) (for an arbitrary T), we get

$$S(T) = S_0 \exp \left\{ \left(r - \frac{1}{2} \sigma^2 \right) T + \sigma \sqrt{T} Z_n \right\}.$$

As the result, we showed that the one-dimensional distributions of our trinomial tree model converge (in distribution) to those of the geometric Brownian motion as $n \rightarrow \infty$. The generalization to k -dimensional distributions is straightforward and uses the fact that the stochastic processes X_n and X have independent increments, see [2] for details. It remains to prove that the corresponding sequence of measures is relatively compact.

4.2 Relative compactness

To prove the relative compactness of the sequence of measures, we firstly denote the stock price, up, middle and down factors as functions of n . That is, S^n, u_n, m_n and d_n . Secondly, we use the *modulus of continuity*'s definition given in [2, Equation 7.1] and Theorem [2, Theorem 7.5].

Definition 6 (Modulus of continuity). *The modulus of continuity for (an arbitrary) function $S^n(\cdot)$ on $[0, T]$ is defined by*

$$g(S^n, \delta) = \sup_{|z-z_0| \leq \delta} |S^n(z) - S^n(z_0)|.$$

Theorem 2 (Tightness and compactness in C). *Let S, S^1, S^2, \dots be random functions. If for all t_1, \dots, t_k*

$$(C_1) \quad (S_{t_1}^n, \dots, S_{t_k}^n) \Rightarrow_n (S_{t_1}, \dots, S_{t_k}),$$

holds and if for each positive ϵ

$$(C_2) \quad \lim_{\delta \downarrow 0} \limsup_{n \rightarrow \infty} \mathbb{P} \{g(S^n, \delta) \geq \epsilon\} = 0,$$

holds, then $S^n \Rightarrow_n S$.

On the one hand, we have already shown that the sequence of our trinomial models converges (in distribution) to the geometric Brownian motion. Therefore, condition (\mathcal{C}_1) holds. On the other hand, using Definition 6 and since $|S^n(z) - S^n(z_0)|$ are piece-wise linear, we have

$$g(S^n, \delta) = \sup_{|z-z_0| \leq \delta} |S^n(z) - S^n(z_0)| = \max\{e^{u_n}, e^{m_n}, e^{d_n}\} \delta.$$

Let $C_n = \{e^{u_n}, e^{m_n}, e^{d_n}\}$, then $\lim_{n \rightarrow \infty} \max\{C_n\} = 1$. Thus, for condition (\mathcal{C}_2) in Theorem 2, we have

$$\begin{aligned} & \lim_{\delta \downarrow 0} \limsup_{n \rightarrow \infty} \mathbb{P}\{g(S^n, \delta) \geq \epsilon\} \\ &= \lim_{\delta \downarrow 0} \limsup_{n \rightarrow \infty} \mathbb{P}\{\max(\{C_n\})\delta \geq \epsilon\} \\ &= \lim_{\delta \downarrow 0} \mathbb{P}\{\delta \geq \epsilon\} = 0. \end{aligned}$$

5 Martingale probability measure

In this section, we would like to investigate if there exists a *martingale (risk-neutral) probability measure* \mathbb{Q} equivalent to the physical probability measure \mathbb{P} such that the discounted price process $S(t_n)$ becomes a martingale.

On the one hand, using the fundamental asset pricing theorem, *no arbitrage opportunity* is possible if and only if there exists a risk-neutral probability measure (see [10]). This means that the average return on an asset should be equal to risk-free return, i.e.,

$$(\mathcal{N}\mathcal{A}) \quad \mathbb{E}^{\mathbb{Q}}[S(t_i)|S(t_{i-1})] = e^{r(t_i-t_{i-1})}S(t_{i-1}) = e^{rh}S(t_{i-1}).$$

On the other hand, by definition the martingale conditions for an arbitrary discrete time stochastic process $\{X(t)\}_{t \geq 0}$ are:

$$(\mathcal{M}_1) \quad \mathbb{E}^{\mathbb{Q}}[|X(t_n)|] < \infty,$$

$$(\mathcal{M}_2) \quad \mathbb{E}^{\mathbb{Q}}[X(t_i)|X(t_{i-1})] = X(t_{i-1}).$$

In order to see under which conditions the *discounted* asset price process $S(t)$ in a risk-neutral world is a martingale, we first define the stochastic process $\{Y_t\}_{t \in [0, T]}$ by $Y(t_n) = \prod_{i=1}^n y_i$ on $w = (\xi_1, \dots, \xi_n) \in \Omega$ as $y(w) = \xi_i$, where

$$y_i(w) = \begin{cases} u_0 & \text{if } \xi_i = u, \\ m_0 & \text{if } \xi_i = m, \\ d_0 & \text{if } \xi_i = d. \end{cases}$$

Now, we can write the stock price $S(t_n)$ as

$$S(t_n) = S_0 Y(t_n).$$

Firstly, for condition (\mathcal{M}_2) , we have

$$\begin{aligned}\mathbb{E}^{\mathbb{Q}}[S(t_i)|S(t_{i-1})] &= \mathbb{E}^{\mathbb{Q}}[S(t_{i-1})Y(t_i)|S(t_{i-1})] = S(t_{i-1})\mathbb{E}^{\mathbb{Q}}[y_i] \\ &= S(t_{i-1})(p_u u_0 + p_m m_0 + p_d d_0).\end{aligned}$$

Equating the above equation with the no arbitrage condition (\mathcal{NA}) yields to

$$e^{r_h} = p_u u_0 + p_m m_0 + p_d d_0 = p_u e^u + p_m e^{\frac{u+d}{2}} + p_d e^d. \quad (15)$$

Secondly, for condition (\mathcal{M}_1) and since $S(t_n), S_0 > 0$, we have

$$\begin{aligned}\mathbb{E}^{\mathbb{Q}}[|S(t_n)|] &= \mathbb{E}^{\mathbb{Q}}[S(t_n)] = \mathbb{E}^{\mathbb{Q}}[S_0 Y(t_n)] = S_0 \prod_{i=1}^n \mathbb{E}^{\mathbb{Q}}[y_i] \\ &= S_0 (p_u u_0 + p_m m_0 + p_d d_0)^n = S_0 (e^{r_h})^n = S_0 e^{r t_n}.\end{aligned}$$

Consequently, the expected value of *discounted* risky asset price becomes

$$\mathbb{E}^{\mathbb{Q}}[|e^{-r t_n} S(t_n)|] = e^{-r t_n} S_0 e^{r t_n} = S_0 < \infty.$$

Thus, the discounted stock price is a martingale if Equation (15) holds. Moreover, we note that if $h \rightarrow 0$, then both hand sides of Equation (15) tend to 1. We investigate this condition in an example given in the next section.

6 Extension of the results and examples

The proof of convergence suggests us that there might be many solutions to a recombining trinomial tree.

We extend Equation (8) by introducing a finite positive parameter $c > 1$, that is

$$\begin{cases} u = (r - \frac{1}{2}\sigma^2)h + \sigma\sqrt{ch}, \\ m = (r - \frac{1}{2}\sigma^2)h, \\ d = (r - \frac{1}{2}\sigma^2)h - \sigma\sqrt{ch}. \end{cases}$$

Also, we put $p_u = p_d = 1/(2c)$ and $p_m = 1 - 2p = 1 - 1/c$. Note that, with the above general formulations our proof of convergence remains to be valid. Indeed, Equation (14) holds for different values of c . In our trinomial tree, $c = 3$, $p_u = p_d = 1/6 = 1/(2c)$ and $p_m = 1 - 2p = 1 - 1/c$. We would like to examine the convergence of Black-Scholes (BS) price and extension of our trinomial (Tri.) model price where $c = \{1, 3/2, 2, 3, 4, 5, 10, 20, 30\}$.

Let the current stock price $S_0 = \$100$, time to maturity $T = 1$ year, yearly interest rate $r = 3.5\%$ and yearly volatility $\sigma = 30\%$ be given. We set (number of steps in the tree) $n = 252$ (business days in 1 year). Now, we calculate the price of European call (π_c) and put (π_p) options with the described parameters for strike prices $K = \{\$80, \$100, \$120\}$. We calculate the absolute error (Abs. error) by absolute value of the difference between analytical Black-Scholes (BS)

c	p_u	$\pi_c(\text{\$})$ BS	$\pi_c(\text{\$})$ Tri.	Abs. error π_c	$\pi_p(\text{\$})$ BS	$\pi_p(\text{\$})$ Tri.	Abs. error π_p
1	1/2	25.578	25.583	0.0050237	2.8262	2.8315	0.0052915
3/2	1/3	25.578	25.579	0.0008575	2.8262	2.8272	0.0010584
2	1/4	25.578	25.574	0.0034202	2.8262	2.8229	0.0032862
3	1/6	25.578	25.581	0.0035653	2.8262	2.8297	0.0035653
4	1/8	25.578	25.581	0.0031566	2.8262	2.8292	0.0030227
5	1/10	25.578	25.568	0.0102440	2.8262	2.8157	0.0105120
10	1/20	25.578	25.585	0.0071857	2.8262	2.8324	0.0062482
20	1/40	25.578	25.591	0.0134450	2.8262	2.8374	0.0111680
30	1/60	25.578	25.511	0.0662680	2.8262	2.7563	0.0698850

Table 3: $K = \$80$.

c	p_u	$\pi_c(\text{\$})$ BS	$\pi_c(\text{\$})$ Tri.	Abs. error π_c	$\pi_p(\text{\$})$ BS	$\pi_p(\text{\$})$ Tri.	Abs. error π_p
1	1/2	13.517	13.523	0.0058724	10.078	10.084	0.00614020
3/2	1/3	13.517	13.522	0.0051641	10.078	10.083	0.00536490
2	1/4	13.517	13.522	0.0047397	10.078	10.083	0.00487370
3	1/6	13.517	13.520	0.0031506	10.078	10.081	0.00315060
4	1/8	13.517	13.518	0.0009543	10.078	10.079	0.00082035
5	1/10	13.517	13.516	0.0016326	10.078	10.076	0.00190050
10	1/20	13.517	13.500	0.0177320	10.078	10.059	0.01867000
20	1/40	13.517	13.460	0.0570400	10.078	10.018	0.05931700
30	1/60	13.517	13.416	0.1008700	10.078	9.9733	0.10449000

Table 4: $K = \$100$.

c	p_u	$\pi_c(\text{\$})$ BS	$\pi_c(\text{\$})$ Tri.	Abs. error π_c	$\pi_p(\text{\$})$ BS	$\pi_p(\text{\$})$ Tri.	Abs. error π_p
1	1/2	6.4401	6.4333	0.006796	22.313	22.306	0.00652820
3/2	1/3	6.4401	6.4424	0.002330	22.313	22.315	0.00253110
2	1/4	6.4401	6.4401	0.000055	22.313	22.313	0.00018848
3	1/6	6.4401	6.4363	0.003782	22.313	22.309	0.00378220
4	1/8	6.4401	6.4317	0.008373	22.313	22.304	0.00850690
5	1/10	6.4401	6.4481	0.008076	22.313	22.321	0.00780800
10	1/20	6.4401	6.4366	0.003491	22.313	22.308	0.00442890
20	1/40	6.4401	6.4442	0.004160	22.313	22.315	0.00188270
30	1/60	6.4401	6.3995	0.040562	22.313	22.269	0.04417800

Table 5: $K = \$120$.

price and trinomial price (Tri.). Using MATLAB[®], the results are given in Table 3, 4 and 5.

Moreover, we investigate if the martingale condition holds for this example. This means, the following absolute value of difference (call it martingale condition) as $n \rightarrow \infty$ or equivalently $h \rightarrow 0$ should tend to zero.

$$\text{Martingale condition} = |(p_u u_0 + p_m m_0 + p_d d_0) - e^{r h}| \xrightarrow{h \rightarrow 0} 0.$$

The martingale conditions for different values of c are illustrated in Table 6.

Remark 2. We note that, when $c = 1$, our trinomial model reduces to a binomial model where $p_u = p_d = 1/2$ (see the dashed lines in Figure 1). In the limit

c	p_u	Martingale condition
1	1/2	1.0630×10^{-8}
3/2	1/3	7.9724×10^{-9}
2	1/4	5.3151×10^{-9}
3	1/6	3.7947×10^{-13}
4	1/8	5.3145×10^{-9}
5	1/10	1.0629×10^{-8}
10	1/20	3.7206×10^{-8}
20	1/40	9.0369×10^{-8}
30	1/60	1.4355×10^{-7}

Table 6: Martingale condition.

$\pi_c(\text{\$})$ Black	$\pi_c(\text{\$})$ Trinomial	$\pi_p(\text{\$})$ Black	$\pi_p(\text{\$})$ Trinomial
1.496683230	1.497311844	21.248239239	21.248867854

Table 7: Black’s model example.

case, *i.e.*, when $h \rightarrow 0$, our reduced trinomial model matches the Jarrow–Rudd binomial model proposed in [9] (see also, [8]).

A trinomial tree approximation for Black’s model

So far, we have considered the Black–Scholes model. Constructing trinomial model and a recombining tree in the Black’s model is similar. Proofs of convergence to the geometric Brownian motion and martingale conditions can be achieved similar to what we have done in previous sections. We only have different up, middle and down factors. That is, using Equation (7)

$$\begin{cases} u = \ln(u_0) = \ln \frac{F_3(h)}{F(0)} = -\frac{1}{2}\sigma^2 h + \sigma\sqrt{3h}, \\ m = \ln(m_0) = \ln \frac{F_2(h)}{F(0)} = -\frac{1}{2}\sigma^2 h, \\ d = \ln(d_0) = \ln \frac{F_1(h)}{F(0)} = -\frac{1}{2}\sigma^2 h - \sigma\sqrt{3h}. \end{cases}$$

Now, we try an example inspired by [7]. Assume that the current future price of a commodity $F_0 = \$100$, time to maturity $T = 0.5$ of a year, strike price $K = \$120$, yearly interest rate $r = 2.5\%$, yearly volatility $\sigma = 25\%$ and the number of steps in our trinomial tree $n = 252$. Programming in MATLAB[®], we find the prices of European call futures and put futures options given in Table 7. Moreover, the behaviour of trinomial trees (for put futures option) as the number of steps increases is depicted in Figure 3.

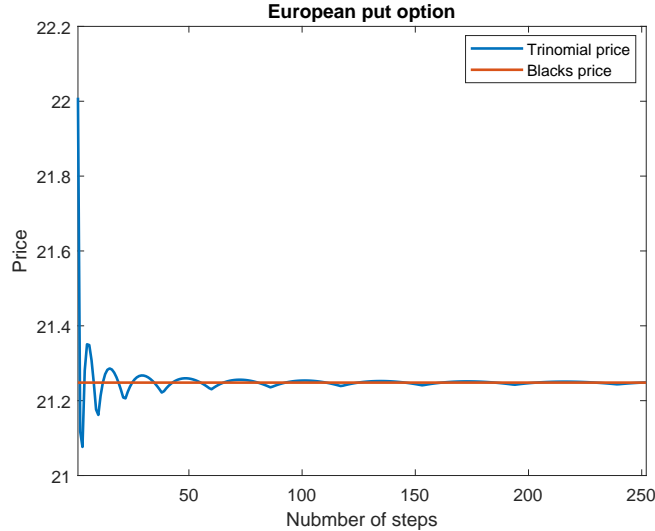


Figure 3: Black’s and trinomial prices for European put futures option.

The absolute value of difference between Black’s and trinomial prices for call futures option is 0.0006286140 and for put is 0.0006286144.

6.1 Pricing American options using the trinomial tree

In this part, we will investigate the performance of our model in pricing American call and put options and compare it with classical CRR model. Let the current stock price $S_0 = \$100$, time to maturity $T = 0.5$ year, yearly interest rate $r = 2.5\%$ and yearly volatility $\sigma = 25\%$ be given. We increase the number of steps in the tree up to $n = 126$ (business days in half a year). We would like to calculate the price of American call and put options with the described parameters for strike prices $K = \{\$90, \$100, \$110\}$. The stock is non-dividend paying, thus the optimal time to exercise such an American call option is at maturity and therefore its price should coincide with a European call option. This fact help us to calculate the Black–Scholes (BS) price of European call option and calculate absolute errors of our trinomial model and CRR model for a call option.

Using MATLAB[®], we implement *backward recursion* to preform these calculations. The results are given in Figure 4, 5, 6 and 7.

7 Discussion

In this paper, we briefly reviewed the cubature method on Wiener space where we specifically applied cubature method and cubature formula on Black–Scholes

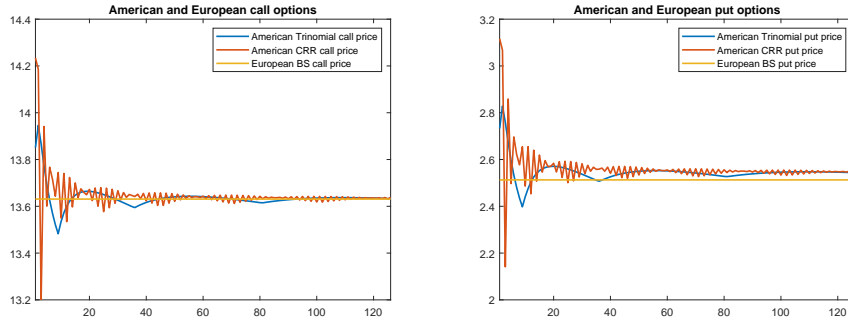


Figure 4: Trinomial and CRR prices for American call and put options, $K = 90$.

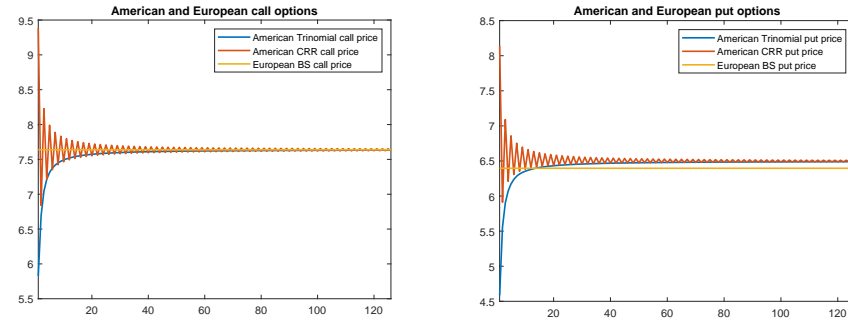


Figure 5: Trinomial and CRR prices for American call and put options, $K = 100$.

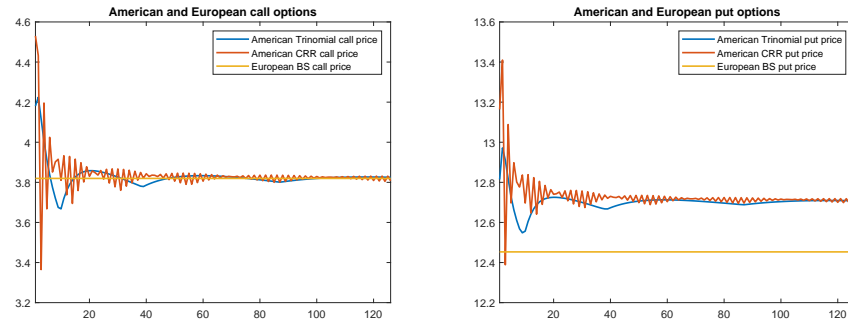


Figure 6: Trinomial and CRR prices for American call and put options, $K = 110$.

and Black's models. We saw that using cubature formula of degree 5, solving Black-Scholes and Black's SDEs reduces to solving 3 ordinary differential equa-

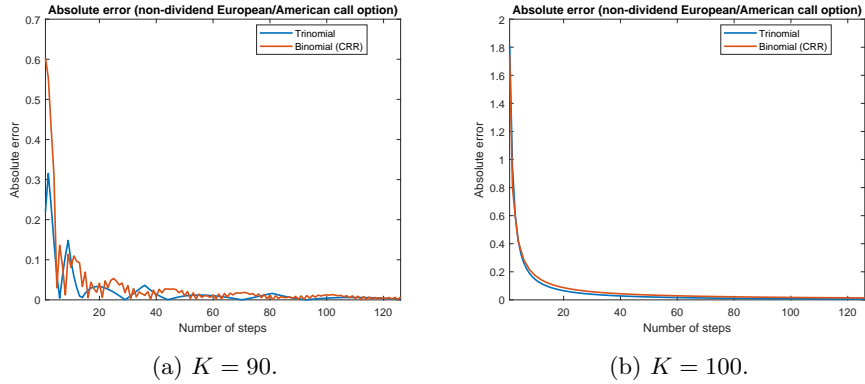


Figure 7: Absolute errors of trinomial and CRR prices vs Black–Scholes price, for non-dividend paying European/American call options, $K = \{90, 100\}$.

tions. This approach is not very accurate for long time intervals and therefore we constructed a trinomial tree model for very small time intervals using the result of cubature formula. Then, we find the numerical prices of European call and put options using our developed cubature formula and compare our results with analytical prices of Black–Scholes model. Moreover, we proved that the sequences of constructed trinomial tree converges to the geometric Brownian motion. After that, we studied the martingale conditions and we extended the results. The extension of results (among other possible applications) included pricing American options.

References

- [1] C. Bayer and J. Teichmann. Cubature on Wiener space in infinite dimension. *Proceedings of The Royal Society of London. Series A: Mathematical, Physical and Engineering Sciences*, **464**, 2097, 2493–2516, 2008.
- [2] P. Billingsley. *Convergence of probability measures*, 2nd ed., John Wiley & Sons, Inc., New York, 1999.
- [3] F. Black. The pricing of commodity contracts. *J. Financial Economics*, **1**, 1, 167–169, 1976.
- [4] F. Black and M. Scholes. The pricing of options and corporate liabilities. *J. Political Economy*, **81**, 3, 637–654, 1973.
- [5] J. Cox, S. Ross and M. Rubinstein. Option pricing: A simplified approach. *J. Financial Economics*, **7**, 3, 229–263, 1979.
- [6] P. Glasserman. *Monte Carlo methods in financial engineering*, vol. 53 of *Applications of Mathematics (New York)*, Springer, New York, 2004.

- [7] J. Hull. *Options, futures, and other derivatives*, 10th ed., Pearson, London, 2017.
- [8] R. Jarrow. *Derivative securities*, South-Western College Pub, Cincinnati, Ohio, 2000.
- [9] R. Jarrow and A. Rudd. *Option pricing*, Dow Jones-Irwin Homewood, IL, 1983.
- [10] M. Kijima. *Stochastic processes with applications to finance*, 2nd ed., CRC Press, Boca Raton, FL, 2013.
- [11] T. Lyons and N. Victoir. Cubature on Wiener space. *Proceedings of The Royal Society of London. Series A. Mathematical, Physical and Engineering Sciences*, **460**, 2041, 169–198, 2002.
- [12] A. Malyarenko, H. Nohrouzian and S. Silvestrov. An algebraic method for pricing financial instruments on post-crisis market. In *Algebraic Structures and Applications. SPAS 2017*, vol. **317** of *Springer Proceeding in Mathematical Statistics*, chapter 37, 839–856.
- [13] H. Nohrouzian and A. Malyarenko. Testing cubature formulae on Wiener space vs explicit pricing formulae. In *Stochastic processes, statistical methods and engineering mathematics. SPAS 2019*, vol. **yyy** of *Springer Proceeding in Mathematical Statistics*, chapter zz, xxx–xxx.
- [14] A. Malyarenko and H. Nohrouzian. Evolution of forward curves in the Heath–Jarrow–Morton framework by cubature method on Wiener space. *Communications in Statistics: Case Studies, Data Analysis and Applications*, **7**, 4, 717–735, 2021.
- [15] R. Merton. Theory of rational option pricing. *The Bell Journal of Economics and Management Science*, **4**, 1, 141–183, 1973.
- [16] H. Nohrouzian, Y. Ni and A. Malyarenko. An arbitrage-free large market model for forward spread curves. *Applied Modeling Techniques and Data Analysis 2*, vol. **8**, chapter 6, 75–90, Wiley, 2021.
- [17] H. Nohrouzian, A. Malyarenko and Y. Ni. Pricing Financial Derivatives in the Hull–White Model Using Cubature Methods on Wiener Space. *Communications in Statistics: Case Studies, Data Analysis and Applications*, vol. **7**, no.4, 717–735, E-ISSN 2373-7484, Taylor and Francis Online, 2021.
- [18] B. Øksendal. *Stochastic Differential Equations: An Introduction with Applications*, Springer, Berlin, 2013.
- [19] A. Pascucci. *PDE and martingale methods in option pricing*, Springer, Milan, 2011.
- [20] P. Samuelson. Rational theory of warrant pricing. *Industrial Management Review*, **6**, 2, 13–31, 1965.