

Completion Delay of Random Linear Network Coding in Full-Duplex Relay Networks

Rina Su[†], Qifu Tyler Sun^{†*}, Zhongshan Zhang[‡]

[†] Department of Communication Engineering, University of Science and Technology Beijing, P. R. China

[‡] School of Information and Electronics, Beijing Institute of Technology, P. R. China

Abstract

As the next-generation wireless networks thrive, full-duplex and relaying techniques are combined to improve the network performance. Random linear network coding (RLNC) is another popular technique to enhance the efficiency and reliability in wireless communications. In this paper, in order to explore the potential of RLNC in full-duplex relay networks, we investigate two fundamental perfect RLNC schemes and theoretically analyze their completion delay performance. The first scheme is a straightforward application of conventional perfect RLNC studied in wireless broadcast, so it involves no additional process at the relay. Its performance serves as an upper bound among all perfect RLNC schemes. The other scheme allows sufficiently large buffer and unconstrained linear coding at the relay. It attains the optimal performance and serves as a lower bound among all RLNC schemes. For both schemes, closed-form formulae to characterize the expected completion delay at a single receiver as well as for the whole system are derived. Numerical results are also demonstrated to justify the theoretical characterizations, and compare the two new schemes with the existing one.

I. INTRODUCTION

Full-duplex [2] [3] and relaying [4] are jointly considered to be a promising technique to further improve the performance of the next-generation wireless networks, such as to overcome

* This paper was presented in part at the 2021 IEEE International Symposium on Information Theory [1] and has been submitted to IEEE Transactions on Information Theory for possible publication. Q. T. Sun (Email: qfsun@ustb.edu.cn) is the corresponding author.

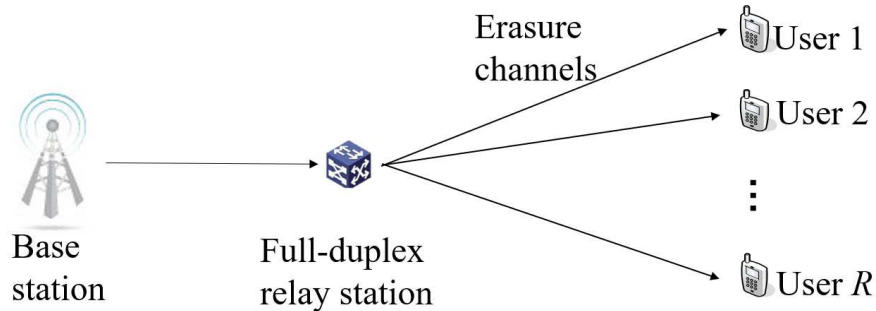


Fig. 1. The system model of the full-duplex relay network considered in this paper.

the spectrum efficiency loss problem of half-duplex relaying, and improve the throughput and coverage in the multimedia broadcast service. As another popular technique, network coding (NC) and particularly random linear NC (RLNC) [5], can help enhance the efficiency and reliability in wireless communications, where there are two main approaches, *i.e.*, physical-layer NC [6] and packet-level NC. Different packet-level NC schemes were proposed for a variety of wireless transmission scenarios, such as, wireless broadcast [7]–[14], wireless sensor networks [15], D2D [16] as well as WiFi direct transmission [17].

A considerable amount of research has been conducted on combining full-duplex relaying with NC for performance enhancement. For better self-interference cancellation, physical-layer NC has been applied in full-duplex relay networks with a single receiver [18] and with multiple receivers [19], respectively. An NC-based Automatic Repeat Request (ARQ) scheme [20] was proposed to enhance the downlink throughput for a two-way full-duplex relay network. In a full-duplex relay network with multiple users as depicted in Fig. 1, the recent work [21] proposed an RLNC scheme with scheduling, which demonstrated a better throughput (equivalently, completion delay) performance than the ARQ. The scheme proposed in [21], known as FBPF (Fewest Broadcast Packet First), is based on the concept of *perfect* RLNC, which assumes full linear independence among the packets generated by the source, and is actually a well-investigated gold standard scheme in wireless broadcast [7]. However, FBPF does not shed light on the best theoretical performance perfect RLNC can achieve in full-duplex relay networks because it does not fully utilize the packets buffered in the relay, *i.e.*, it does not invoke coding while requires unnecessarily large buffer size at the relay.

In order to further explore the potential of RLNC in full-duplex relay networks, we are inspired

to investigate two new perfect RLNC schemes to study the fundamental benefit of NC in terms of completion delay [14] [22] [23], which is a fundamental metric for transmission efficiency. One of the considered schemes, referred to as *perfect RLNC without buffer*, is a direct application of perfect RLNC to full-duplex relay networks, so that it does not involve any buffer or additional process at the relay. As a result, it provides a fundamental performance guarantee among all possible schemes based on perfect RLNC. The other scheme, referred to as *perfect RLNC with buffer*, allows sufficiently large buffer and unconstrained linear coding at the relay. It turns out that it attains the best completion delay performance among all perfect RLNC schemes. The main results in analyzing the completion delay performance of the two new perfect RLNC schemes are summarized as follows.

- For perfect RLNC without buffer, explicit formulae of expected completion delay at a single receiver as well as for the system are deduced.
- For perfect RLNC with buffer, by modeling the transmission process as a Markov chain, we deduce a closed-form formula of the expected completion delay at a single receiver, which involves combinatorial numbers related to Schroeder paths. In order to compute the expected completion delay at a single receiver in a more handy manner, we further derive a recursive formula for it.
- For perfect RLNC with buffer, we also model such a Markov chain that the expected system completion delay can be calculated by a formula built upon its 1-step transition probability matrix, whose size will be tremendous when the number of receivers is large. Instead of obtaining an easier closed-form formula of the expected system completion delay, we characterize a non-trivial closed-form lower bound, which is the maximum of two individual ones. The first stems from the expected system completion delay in wireless broadcast, and the other is selected to be the expected completion delay at a single receiver with the worst channel condition. It turns out that the closed-form lower bound can be explicitly and recursively computed.
- We conduct extensive numerical analyses to justify the above-mentioned theoretical characterizations and compare the performance of both proposed perfect RLNC schemes with the FBPF scheme in terms of completion delay and buffer size .

The remainder of this paper is organized as follows. Section II introduces the system model and two new perfect RLNC schemes. Section III theoretically analyzes the expected completion

delay of two new schemes. Section IV provides extensive numerical analyses to justify the theoretical characterizations and compare the two new schemes' performance with FBPF. Section V concludes the paper.

Throughout the paper, we shall use \mathbf{I} and $\mathbf{1}$ to respectively represent an identity matrix and an all-1 matrix, where the matrix size, if not explained, can be inferred in the context.

II. SYSTEM MODEL AND TWO NEW PERFECT RLNC SCHEMES

A. System Model

We consider a two-hop full-duplex relay network, in which a base station (BS) attempts to deliver P packets to a set of R receivers via a full-duplex relay station (RS) with a limited buffer size. Analogous to the setting in [21], the network transmission is considered to be time-slotted, that is, at every timeslot, the BS can deliver one packet to the RS, while the full-duplex can simultaneously fetch a packet from the BS and broadcast a packet to all receivers. The memoryless channel between the BS and the RS, together with the channel between the RS and every receiver r , are subject to independent random packet erasures with erasure probability $1 - p_0$ and $1 - p_r$, respectively. Every receiver is interested in recovering all P original packets. Herein, the completion delay refers to the total number of packets transmitted by the BS before every receiver is able recover all P original packets. Notice that the definition of completion delay is the same as the one in [21], which takes the initial P packets transmitted by the BS into account, so it is slightly different from the one in [9]. The packet number P divided by the completion delay is set as a measurement of throughput in [21].

For the full-duplex relay network, Ref. [21] has proposed the FBPF scheduling scheme, in which if the RS buffer is not empty, the RS selects a packet that has been broadcast the fewest number of times from the unlimited buffer, and broadcasts the selected packets to the receivers. Since perfect RLNC is adopted in the design of the FBPF scheme, any P different packets received by a receiver are assumed to be linearly independent.

B. Two New Perfect RLNC Schemes

Since the FBPF perfect RLNC scheme permits unlimited buffer at the RS for additional scheduling procedures, it does not reflect a fundamental performance guarantee provided by perfect RLNC in the full-duplex relay network. On the other hand, the FBPF perfect RLNC

scheme cannot yield the best performance gain in terms of completion delay as it does not involve NC at the RS.

In order to study the fundamental limits of completion delay of perfect RLNC in the full-duplex relay network, we consider two basic perfect RLNC schemes, one without buffering at the RS and the other with buffering and recoding at the RS.

The first scheme, called perfect RLNC without buffer, does not require buffer and thus there is no recoding at the RS. In each timeslot, the RS will not transmit anything if it fails to receive a packet from the BS. Once every receiver obtains P packets, the transmission completes. Since this scheme does not involve any extra operation at the RS, it is the most straightforward application of perfect RLNC in the full-duplex relay network. As a result, it provides a fundamental performance guarantee for all perfect RLNC schemes designed for the full-duplex relay network in terms of completion delay.

The other scheme, called perfect RLNC with buffer, assumes buffer size P and no coding constraints at the RS. At each timeslot, the BS transmits a packet to the RS, and if the RS receives the packet and the buffer is not full, then it stores the received packet in its buffer. In the meantime, the RS broadcasts a packet which is a random linear combination of all the packets stored in the buffer. Due to the causality at the RS to firstly buffer received packets and then broadcast a linear combination of buffered packets to receivers, the number of linearly independent packets obtained at a receiver is always no larger than the number of packets buffered at the RS. Once every receiver obtains P linearly independent packets, the transmission completes. Since perfect RLNC assumes that the P original packets can be recovered from any P packets generated by the BS, it is sufficient for the RS (without coding constraints) to buffer just P received packets from the BS. Moreover, since this scheme allows recoding (over a sufficiently large field) among up to P linearly independent buffered packets, it attains the best completion delay performance among all perfect RLNC schemes in the full-duplex relay network modeled in this paper.

III. COMPLETION DELAY ANALYSIS

One of the main contributions in this paper is to theoretically analyze the expected completion delay of the benchmark schemes introduced in Sec. II-B, that is, the perfect RLNC scheme without buffer and with buffer respectively.

A. Perfect RLNC without buffer

In perfect RLNC without buffer, the completion delay at a single receiver r , denoted by $D_{0,r}$, is defined to be the number of packets the BS transmits till receiver r is able to recover all P original packets, and the completion delay for the system, denoted by D_0 , is defined as

$$D_0 = \max\{D_{0,1}, D_{0,2}, \dots, D_{0,R}\}.$$

The completion delay $D_{0,r}$ at a single receiver r follows the negative binomial distribution with the probability mass function $\Pr(D_{0,r} = P + d) = \binom{P+d-1}{P-1} (p_0 p_r)^P (1 - p_0 p_r)^d$, $d \geq 0$, so that the expectation of $D_{0,r}$ is equal to

$$\mathbb{E}[D_{0,r}] = P / (p_0 p_r). \quad (1)$$

Proposition 1. The expected completion delay of the perfect RLNC scheme without buffer is

$$\mathbb{E}[D_0] = \frac{1}{p_0} \left(P + \sum_{d \geq 0} (1 - \prod_{1 \leq r \leq R} I_{p_r}(P, d + 1)) \right), \quad (2)$$

where $I_{p_r}(P, d + 1) = \sum_{j=0}^d \binom{P+j-1}{P-1} p_r^P (1 - p_r)^j$ represents the regularized incomplete beta function.

Proof: Let \hat{D} denote the number of packets broadcast from the RS till every receiver is able to decode all P original packets. Since the considered perfect RLNC scheme does not have any buffer at the RS, any P out of the \hat{D} packets broadcast from the RS are linearly independent. Thus, \hat{D} can be regarded as the completion delay for the wireless broadcast system with P original packets, R receivers and independent erasure probability $1 - p_r$. According to Theorem 1 in [9],

$$\mathbb{E}[\hat{D}] = P + \sum_{d \geq 0} (1 - \prod_{1 \leq r \leq R} I_{p_r}(P, d + 1)) \quad (3)$$

On the other hand, as the RS immediately broadcasts a packet it successfully receives from the BS in the considered scheme, \hat{D} also represents the number of successfully received packets from the BS at the RS, and the completion delay D_0 just represents the number of transmissions from the BS till the RS successfully receives \hat{D} packets. As it takes on average $1/p_0$ transmissions to successfully receive one packet at the RS from the BS, $\mathbb{E}[D_0] = \mathbb{E}[\hat{D}] / p_0$, which implies (2) based on (3). ■

Remark. For the special case that the channel from the RS to every receiver r is perfect, *i.e.*, $p_r = 1$, the full-duplex relay network becomes essentially the same as a point-to-point

transmission, so the completion delay of both perfect RLNC schemes considered herein follows the negative binomial distribution with the expected value $\frac{P}{p_0}$. For the other special case $p_0 = 1$, the full-duplex relay network degenerates to the wireless broadcast with erasure probability equal to $1 - p_r$, so the expected completion delay is given by (3). ■

B. Perfect RLNC with buffer, single receiver case

In perfect RLNC with buffer, the completion delay at receiver r is denoted by $D_{P,r}$, and the completion delay for the system, denoted by D_P , is defined as

$$D_P = \max\{D_{P,1}, D_{P,2}, \dots, D_{P,R}\}.$$

In order to characterize the expected completion delay $\mathbb{E}[D_{P,r}]$, we first recall the following combinatorial number

$$T_{i,j} = \frac{1}{j+1} \binom{i+j}{i} \binom{i}{j}, \quad 0 \leq j \leq i \quad (4)$$

The Schroeder path (See, e.g., [28]) from $(0, 0)$ to (i, i) is a path with possible movement $(+1, 0)$, $(0, +1)$, $(+1, +1)$ in every step transition and with $x \geq y$ for every point (x, y) in the path. Then, $T_{i,j}$ represents the number of Schroeder paths from $(0, 0)$ to (i, i) with $i + j$ step transitions.

Theorem 2. At a single receiver r , the expected completion delay of the perfect RLNC scheme with buffer is

$$\mathbb{E}[D_{P,r}] = \frac{P}{p_0} + \frac{P}{p_r} - 1 + \sum_{i=0}^{P-2} \sum_{j=0}^i \frac{(P-i-1)T_{i,j}(p_0 p_r)^i}{(p_0 p_r - p_0 - p_r)^{i+j+1}}. \quad (5)$$

Proof: Model the transmission process as a Markov chain \mathcal{M}_P consisting of $\frac{(P+1)(P+2)}{2}$ states. Every state, labeled as (i, j) , represents the scenario that the RS and the receiver have respectively obtained i and j packets. Due to the causality at the RS to firstly buffer received packets (from the BS) and then broadcast a random linear combination of the buffered packets to receivers, all states (i, j) in \mathcal{M}_P has $0 \leq j \leq i \leq P$, and the only absorbing state in \mathcal{M}_P is (P, P) (assuming $p_0, p_1, \dots, p_R \neq 0$). The 1-step transition probability $p_{ij, i'j'}$ from a transient state (i, j) to another state (i', j') is given by

- for $0 \leq j = i < P$, $p_{ij, ij} = 1 - p_0$, $p_{ij, (i+1)j} = p_0(1 - p_r)$, $p_{ij, (i+1)(j+1)} = p_0 p_r$;
- for $0 \leq j < i < P$, $p_{ij, ij} = (1 - p_0)(1 - p_r)$, $p_{ij, (i+1)j} = p_0(1 - p_r)$, $p_{ij, i(j+1)} = (1 - p_0)p_r$, $p_{ij, (i+1)(j+1)} = p_0 p_r$.
- for $0 \leq j < i = P$, $p_{ij, ij} = 1 - p_r$, $p_{ij, i(j+1)} = p_r$.

Let \mathbf{P} denote the matrix of 1-step transition probabilities among all $\frac{(P+1)(P+2)}{2} - 1$ transient states. Assume the states are ordered lexicographically, so that the first row/column in \mathbf{P} is indexed by the state $(0, 0, \dots, 0)$. By the standard technique to calculate the expected transition times from a transient state to an absorbing one (See, e.g., Sec.4.6 in [24]), the expected completion delay $\mathbb{E}[D_{P,r}]$ can be formulated as

$$\mathbb{E}[D_{P,r}] = (1, 0, \dots, 0)(\mathbf{I} - \mathbf{P})^{-1}\mathbf{1}, \quad (6)$$

where $(1, 0, \dots, 0)$ represents the $\left(\frac{(P+1)(P+2)}{2} - 1\right)$ -dimensional row unit vector with the first entry equal to 1. The details to derive (5) based on (6) is provided in Appendix-A. ■

Remark. In the literature, Ref. [14], [25]–[27] also studied the completion delay from a Markov chain approach in different network settings. For example, [14] characterized the completion delay for wireless broadcast with feedback by means of a moment generating function. However, in these references, there is no explicit expression for the completion delay studied. In comparison, we also adopt the Markov chain approach to model the transmission process in full-duplex relay networks, and by deliberate analysis we obtain an explicit formula of the completion delay at a single receiver. ■

With P increasing, the calculation of $\mathbb{E}[D_{P,r}]$ according to (5) becomes tedious because the value of $T_{i,j}$ can be extremely large. Stemming from (5), we next deduce an equivalent recurrence expression for $\mathbb{E}[D_{P,r}]$.

For $i \geq 0$, define

$$B(i) = \sum_{j=0}^i \frac{T_{i,j}(p_0 p_r)^i}{(p_0 p_r - p_0 - p_r)^{i+j+1}}.$$

Thus, (5) can be rewritten as

$$\mathbb{E}[D_{P,r}] = \frac{P}{p_0} + \frac{P}{p_r} - 1 + \sum_{i=0}^{P-2} (P - i - 1)B(i). \quad (7)$$

Moreover, one can readily see

$$\mathbb{E}[D_{P+1,r}] - \mathbb{E}[D_{P,r}] = \frac{1}{p_0} + \frac{1}{p_r} + \sum_{i=0}^{P-1} B(i). \quad (8)$$

Corollary 3. $B(i)$ can be recursively expressed as

$$B(i) = -\frac{p_0 p_r}{\Delta} \left(B(i-1) + \sum_{j=0}^{i-1} B(j)B(i-j-1) \right). \quad (9)$$

with the initial value $B(0) = -\frac{1}{p_0+p_r-p_0p_r}$.

Proof: Same as in the proof of Theorem 2, write $\Delta = p_0 + p_r - p_0p_r = 1 - (1 - p_0)(1 - p_1)$ for short. Thus, $B(i)$ can be expressed as

$$B(i) = -\frac{1}{\Delta} \sum_{j=0}^i T_{i,j} \left(-\frac{p_0p_r}{\Delta}\right)^{i-j} \left(\frac{p_0p_r}{\Delta^2}\right)^j. \quad (10)$$

First, it is trivial to see $B(0) = -1/\Delta$.

Recall that $T_{i,j}$ represents the number of Schroeder paths from $(0,0)$ to (i,i) with exactly $i+j$ step transitions. Moreover, for every Schroeder path in $T_{i,j}$, the numbers of step transitions that are in the form of from (i',j') to $(i'+1,j'+1)$, from (i',j') to $(i'+1,j')$ and from (i',j') to $(i',j'+1)$ are respectively equal to $i-j$, j and j . Now assign a weight to every step transition as follows. If the step transition is from (i',j') to $(i'+1,j'+1)$, then its weight is $-\frac{p_0p_r}{\Delta}$; if the step transition is from (i',j') to $(i'+1,j')$ or from (i',j') to $(i',j'+1)$, then its weight is $\frac{\sqrt{p_0p_r}}{\Delta}$. For every Schroeder path, define its weight as the *product* of all the weights for the step transitions in the path. Thus, based on (10), $-\Delta B(i)$ can be regarded as the sum of weights of all Schroeder paths from $(0,0)$ to (i,i) .

All Schroeder paths from $(0,0)$ to (i,i) can be partitioned into $i+1$ categories. The first category consists of all those Schroeder paths that contain the step transition from $(0,0)$ to $(1,1)$, which has weight $-\frac{p_0p_r}{\Delta}$. Thus, the sum of weights of all Schroeder paths in the first category is equal to $-\frac{p_0p_r}{\Delta}(-\Delta B(i-1)) = p_0p_r B(i-1)$. For $0 \leq j \leq i-1$, the $(j+1)^{st}$ category consists of all those Schroeder paths that satisfy the followings:

- the step transitions from $(0,0)$ to $(1,0)$ and from $(j+1,j)$ to $(j+1,j+1)$ are contained;
- the step transitions from $(1,0)$ to $(j+1,j)$ is equivalent to a Schroeder path from $(0,0)$ to (j,j) ;
- the step transitions from $(j+1,j+1)$ to (i,i) is equivalent to a Schroeder path from $(0,0)$ to $(i-j-1,i-j-1)$.

As a result, the sum of weights of all Schroeder paths in category $j+1$ equals to $\frac{p_0p_r}{\Delta^2}(-\Delta B(j))(-\Delta B(i-j-1)) = p_0p_r B(j)B(i-j-1)$. To add up the weights of all Schroeder paths in all $i+1$ categories, we obtain

$$-\Delta B(i) = p_0p_r B(i-1) + \sum_{j=0}^{i-1} p_0p_r B(j)B(i-j-1),$$

that is, (9) holds. ■

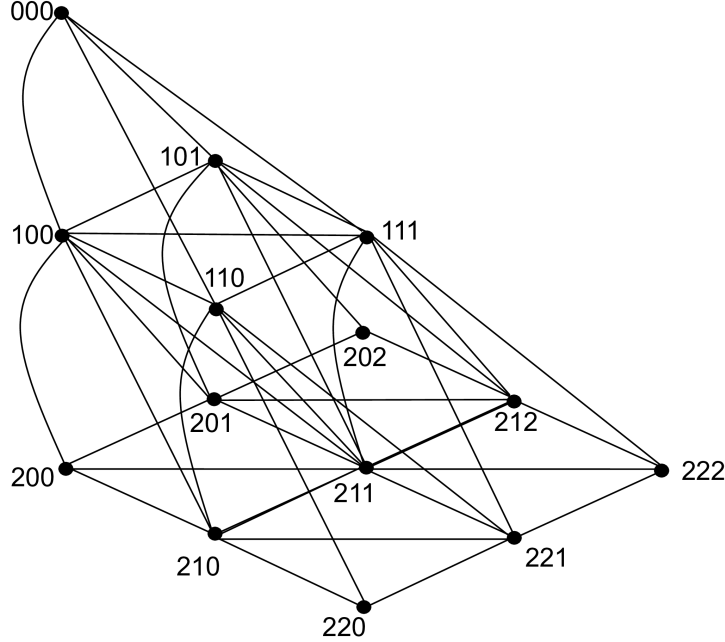


Fig. 2. An illustration of the 1-step transition diagram for the Markov chain $\mathcal{M}_{P,R}$ with $R = P = 2$. For brevity, every state (s_0, s_1, s_2) is labeled as $s_0s_1s_2$, and the transition from every transient state to itself is not depicted. Moreover, whenever there is an edge between $\mathbf{s} = (s_0, s_1, s_2)$ and $\mathbf{s}' = (s'_0, s'_1, s'_2)$ with $s_j \leq s'_j$ for all $0 \leq j \leq 2$, it represents a transition from \mathbf{s} to \mathbf{s}' .

C. Perfect RLNC with buffer, multiple-receiver case

The transmission process of the perfect RLNC scheme with buffer for multiple receivers on the full-duplex relay network can be modeled as a Markov chain, denoted by $\mathcal{M}_{P,R}$, in the following way. Every state in $\mathcal{M}_{P,R}$ can be labeled by an $(R+1)$ -tuple $\mathbf{s} = (s_0, s_1, s_2, \dots, s_R)$, where s_0 represents the number of packets successfully received by the RS, and s_r represents the number of packets successfully received by receiver r . Notice that $0 \leq s_r \leq s_0 \leq P$ for every receiver r . Thus, by conditioning on s_0 , we can compute the number of states in the Markov chain $\mathcal{M}_{P,R}$ as $\sum_{s_0=0}^P (s_0 + 1)^R$ states. Except for the state (P, P, \dots, P) , which is absorbing, all other $\sum_{s_0=0}^P (s_0 + 1)^R - 1$ states are transient (assuming $p_0, p_1, \dots, p_R \neq 0$). There is a 1-step transition in the Markov chain once the BS broadcasts a new packet in a timeslot. An (incomplete) illustration of the 1-step transition diagram for the case $R = P = 2$ is given in Fig. 2. We next define the 1-step transition probability from state $\mathbf{s} = (s_0, s_1, s_2, \dots, s_R)$ to state $\mathbf{s}' = (s'_0, s'_1, s'_2, \dots, s'_R)$ for the Markov chain.

Let \mathcal{R} denote the set of receivers who have not obtained s_0 packets at state \mathbf{s} yet, that is,

$\mathcal{R} = \{1 \leq r \leq R : s_r < s_0\}$. In addition, denote by \mathcal{R}' the set of receivers who have obtained a new packet after the 1-step transition from \mathbf{s} to \mathbf{s}' , that is, $\mathcal{R}' = \{r \in \mathcal{R} : s'_r = s_r + 1\}$. The 1-step transition probability from \mathbf{s} to \mathbf{s}' can be formulated by the following 3 different cases depending on the value of s_0 and s'_0 .

- Case 1: $s'_0 = s_0 < P$. In this case $\mathcal{R}' \subseteq \mathcal{R}$. We have

$$p_{\mathbf{s},\mathbf{s}'} = (1 - p_0) \left(\prod_{r \in \mathcal{R}'} p_r \right) \left(\prod_{r \in \mathcal{R} \setminus \mathcal{R}'} (1 - p_r) \right). \quad (11)$$

- Case 2: $s'_0 = s_0 = P$. In this case $\mathcal{R}' \subseteq \mathcal{R}$. We have

$$p_{\mathbf{s},\mathbf{s}'} = \left(\prod_{r \in \mathcal{R}'} p_r \right) \left(\prod_{r \in \mathcal{R} \setminus \mathcal{R}'} (1 - p_r) \right). \quad (12)$$

- Case 3: $s'_0 = s_0 + 1$. Notice that \mathcal{R}' is not necessarily contained in \mathcal{R} in this case. We have

$$p_{\mathbf{s},\mathbf{s}'} = p_0 \left(\prod_{r \in \mathcal{R}'} p_r \right) \left(\prod_{r \notin \mathcal{R}'} (1 - p_r) \right). \quad (13)$$

Analogous to (6), the expected completion delay for the system can be expressed as

$$\mathbb{E}[D_P] = (1, 0, \dots, 0)(\mathbf{I} - \mathbf{P})^{-1}\mathbf{1}, \quad (14)$$

where \mathbf{P} denotes the matrix of 1-step transition probabilities among all transient states, with the first row/column indexed by the state $(0, \dots, 0)$.

Since the number of states in the Markov chain $\mathcal{M}_{P,R}$ for analyzing the system completion delay increases exponentially with increasing R , it may not be convenient to compute $\mathbb{E}[D_P]$ based on (14). We next provide an alternative way to analyze the expected system completion delay $\mathbb{E}[D_P]$. For this purpose, we first consider the case of a single receiver r . For $1 \leq j \leq P$, let S_j and $T_{j,r}$ respectively denote the number of timeslots that the RS and receiver r take to receive the j^{th} packet. Thus, $S_1 < S_2 < \dots < S_P$, $T_{1,r} < T_{2,r} < \dots < T_{P,r}$, and $S_j \leq T_{j,r}$ for all $1 \leq j \leq P$.

Theorem 4.

$$\Pr(S_{P+1} > T_{P,r}) = \frac{1}{1 - p_0} + \frac{p_0}{1 - p_0} \sum_{i=0}^{P-1} B(i). \quad (15)$$

Proof: First, notice that $S_j \leq T_{j,r}$ for every packet j and receiver r . We next discuss the relation between S_{P+1} and $T_{P,r}$ by the next two cases.

- $S_{P+1} \leq T_{P,r}$, which means the RS has received the $(P + 1)^{\text{st}}$ packet upon the reception of the P^{th} packet by receiver r . In this case, it takes on average $\frac{1}{p_r}$ timeslots for receiver r to further obtain the $(P + 1)^{\text{st}}$ packet so that $\mathbb{E}[D_{P+1,r}] = \mathbb{E}[D_{P,r}] + \frac{1}{p_r}$;

- $S_{P+1} > T_{P,r}$, which means upon the reception of the $(P+1)^{st}$ packet at the RS, receiver r has only received fewer than P packets. In this case, it takes on average $\frac{1}{p_0}$ additional timeslots for the RS to receive the $(P+1)^{st}$ packet, and $\frac{1}{p_r} - 1$ timeslots for receiver r to receive the $(P+1)^{st}$ packet. Thus, $\mathbb{E}[D_{P+1,r}] = \mathbb{E}[D_{P,r}] + \frac{1}{p_0} + \frac{1}{p_r} - 1$.

By conditioning, we can deduce

$$\begin{aligned}
& \mathbb{E}[D_{P+1,r}] \\
&= \mathbb{E}[D_{P+1,r} | S_{P+1} \leq T_{P,r}] \Pr(S_{P+1} \leq T_{P,r}) + \mathbb{E}[D_{P+1,r} | S_{P+1} > T_{P,r}] \Pr(S_{P+1} > T_{P,r}) \\
&= \mathbb{E}[D_{P,r}] + \Pr(S_{P+1} \leq T_{P,r}) \frac{1}{p_r} + \Pr(S_{P+1} > T_{P,r}) \left(\frac{1}{p_0} + \frac{1}{p_r} - 1 \right) \\
&= \mathbb{E}[D_{P,r}] + (1 - \Pr(S_{P+1} > T_{P,r})) \frac{1}{p_r} + \Pr(S_{P+1} > T_{P,r}) \left(\frac{1}{p_0} + \frac{1}{p_r} - 1 \right) \\
&= \mathbb{E}[D_{P,r}] + \frac{1}{p_r} + \Pr(S_{P+1} > T_{P,r}) \left(\frac{1}{p_0} - 1 \right). \tag{16}
\end{aligned}$$

Consequently,

$$\mathbb{E}[D_{P+1,r}] - \mathbb{E}[D_{P,r}] = \frac{1}{p_r} + \Pr(S_{P+1} > T_{P,r}) \left(\frac{1}{p_0} - 1 \right). \tag{17}$$

According to (8) and (17), we obtain

$$\frac{1 - p_0}{p_0} \Pr(S_{P+1} > T_{P,r}) = \frac{1}{p_0} + \sum_{i=0}^{P-1} B(i), \tag{18}$$

which verifies (15). ■

For R independent geometrically distributed random variables N_1, \dots, N_R (starting from 1) with respective parameters p_1, \dots, p_R , let E_{\max} denote the expected value of their maximum, that is,

$$E_{\max} = \mathbb{E}[\max\{N_1, \dots, N_R\}]. \tag{19}$$

There is a closed-form formula to compute E_{\max} by the min-max identity (See, e.g., [24]). Thus, based on E_{\max} , we have

$$\mathbb{E}[D_1] = 1/p_0 + E_{\max} - 1. \tag{20}$$

We next derive a recursive formula to compute $\mathbb{E}[D_{P+1}]$ based on $\mathbb{E}[D_P]$ as well as and the relation among S_{P+1} and $T_{P,r}$, $1 \leq r \leq R$. To ease the following presentation, we first elaborate the case of $R = 2$, and then give a general conclusion for $R \geq 2$.

Lemma 5. For the case $R = 2$,

$$\begin{aligned} & \mathbb{E}[D_{P+1}] - \mathbb{E}[D_P] \\ = & \Pr(T_{P+1,1} \leq T_{P,2}) \frac{1}{p_2} + \Pr(T_{P+1,2} \leq T_{P,1}) \frac{1}{p_1} + \Pr(T_{P+1,1} > T_{P,2}, T_{P+1,2} > T_{P,1}) E_{\max} + \\ & \Pr(S_{P+1} > \max\{T_{P,1}, T_{P,2}\}) \left(\frac{1}{p_0} - 1\right). \end{aligned} \quad (21)$$

Proof: We analyze $\mathbb{E}[D_{P+1}] - \mathbb{E}[D_P] = \mathbb{E}[D_{P+1} - D_P]$ by conditioning on the following 4 different cases:

- Let A represent the case $T_{P+1,1} \leq T_{P,2}$ and $T_{P+1,2} > T_{P,1}$, which is equivalent to $T_{P+1,1} \leq T_{P,2}$. In this case, when both receivers have obtained P packets, receiver 1 has obtained $(P+1)^{st}$ packet as well. Thus, it only takes additional $1/p_2$ timeslots on average for receiver 2 to get the $(P+1)^{st}$ packet, that is, $\mathbb{E}[D_{P+1} - D_P \mid A] = 1/p_2$.
- Let B represent the case $T_{P+1,2} \leq T_{P,1}$ and $T_{P+1,1} > T_{P,2}$, which is equivalent to $T_{P+1,2} \leq T_{P,1}$. In a similar argument to case A , we have $\mathbb{E}[D_{P+1} - D_P \mid B] = 1/p_1$.
- Let C represent the case $T_{P+1,2} > T_{P,1}$ and $T_{P+1,1} > T_{P,2}$. We further divide C into two subcases, that is, $S_{P+1} > \max\{T_{P,1}, T_{P,2}\}$ and $S_{P+1} \leq \max\{T_{P,1}, T_{P,2}\}$. In the first subcase $S_{P+1} > \max\{T_{P,1}, T_{P,2}\}$, when both receivers have obtained P packets, it takes extra $1/p_0$ timeslots on average for the RS to get the $(P+1)^{st}$ packet and then $E_{\max} - 1$ timeslots on average to make both receivers obtain the $(P+1)^{st}$ packets, that is,

$$\mathbb{E}[D_{P+1} - D_P \mid C, S_{P+1} > \max\{T_{P,1}, T_{P,2}\}] = 1/p_0 + E_{\max} - 1.$$

In the second subcase $S_{P+1} \leq \max\{T_{P,1}, T_{P,2}\}$, when both receivers have obtained P packets, the RS has already received the $(P+1)^{st}$ packet, so it takes extra E_{\max} timeslots on average to make both receivers obtain the $(P+1)^{st}$ packets, that is,

$$\mathbb{E}[D_{P+1} - D_P \mid C, S_{P+1} \leq \max\{T_{P,1}, T_{P,2}\}] = E_{\max}.$$

In all,

$$\begin{aligned} & \mathbb{E}[D_{P+1} - D_P \mid C] \\ = & (1/p_0 + E_{\max} - 1) \Pr(S_{P+1} > \max\{T_{P,1}, T_{P,2}\} \mid C) + E_{\max} \Pr(S_{P+1} \leq \max\{T_{P,1}, T_{P,2}\} \mid C) \\ = & E_{\max} + (1/p_0 - 1) \Pr(S_{P+1} > \max\{T_{P,1}, T_{P,2}\} \mid C), \end{aligned} \quad (22)$$

and consequently

$$\begin{aligned}
& \mathbb{E}[D_{P+1} - D_P \mid C] \Pr(C) \\
&= E_{\max} \Pr(C) + (1/p_0 - 1) \Pr(S_{P+1} > \max\{T_{P,1}, T_{P,2}\} \mid C) \Pr(C) \\
&= E_{\max} \Pr(C) + (1/p_0 - 1) \Pr(S_{P+1} > \max\{T_{P,1}, T_{P,2}\})
\end{aligned} \tag{23}$$

- The last case $T_{P+1,1} \leq T_{P,2}$ and $T_{P+1,2} \leq T_{P,1}$ has probability 0 to occur.

Eq. (21) can now be proved to be correct due to $\mathbb{E}[D_{P+1} - D_P] = \mathbb{E}[D_{P+1} - D_P \mid A] \Pr(A) + \mathbb{E}[D_{P+1} - D_P \mid B] \Pr(B) + \mathbb{E}[D_{P+1} - D_P \mid C] \Pr(C)$. ■

Stemming from (21) in Lemma 5, we proceed to represent $\mathbb{E}[D_{P+1}]$ in terms of $\mathbb{E}[\hat{D}_{P+1}]$ which denotes the expected system completion delay in wireless broadcast, that is, $p_0 = 1$ for the considered full-duplex relay network. Let $\hat{T}_{j,r}$ denote the number of timeslots receiver r takes to receive the j^{th} packet when $p_0 = 1$. Thus, (21) implies

$$\begin{aligned}
& \mathbb{E}[\hat{D}_{P+1}] - \mathbb{E}[\hat{D}_P] \\
&= \Pr(\hat{T}_{P+1,1} \leq \hat{T}_{P,2}) \frac{1}{p_2} + \Pr(\hat{T}_{P+1,2} \leq \hat{T}_{P,1}) \frac{1}{p_1} + \Pr(\hat{T}_{P+1,1} > \hat{T}_{P,2}, \hat{T}_{P+1,2} > \hat{T}_{P,1}) E_{\max}.
\end{aligned} \tag{24}$$

Let ε_P denote the following identity

$$\begin{aligned}
\varepsilon_P &= (\Pr(T_{P,1} = T_{P,2}) - \Pr(\hat{T}_{P,1} = \hat{T}_{P,2})) \frac{(1-p_1)(1-p_2)(p_1+p_2)}{p_1 p_2 (p_1+p_2-p_1 p_2)} + \\
& (\Pr(\hat{T}_{P,1} > \hat{T}_{P,2}) - \Pr(T_{P,1} > T_{P,2})) \frac{p_1(1-p_2)}{p_2(p_1+p_2-p_1 p_2)} + \\
& (\Pr(\hat{T}_{P,2} > \hat{T}_{P,1}) - \Pr(T_{P,2} > T_{P,1})) \frac{(1-p_1)p_2}{p_1(p_1+p_2-p_1 p_2)}
\end{aligned} \tag{25}$$

Theorem 6. For the case $R = 2$,

$$\mathbb{E}[D_{P+1}] - \mathbb{E}[D_P] = \mathbb{E}[\hat{D}_{P+1}] - \mathbb{E}[\hat{D}_P] + \varepsilon_{P+1} + \Pr(S_{P+1} > \max\{T_{P,1}, T_{P,2}\}) \left(\frac{1}{p_0} - 1\right). \tag{26}$$

Proof: Please refer to Appendix-B. ■

Theorem 6 implies a nice approximation which can also serve as a lower bound for $\mathbb{E}[D_P]$. First, notice that even though $S_{P+1} > T_{P,1}$ and $S_{P+1} > T_{P,2}$ are not necessarily independent, due to $\Pr(S_{P+1} > T_{P,1} \mid S_{P+1} > T_{P,2}) \geq \Pr(S_{P+1} > T_{P,1})$, we have

$$\Pr(S_{P+1} > \max\{T_{P,1}, T_{P,2}\}) \geq \Pr(S_{P+1} > T_{P,1}) \Pr(S_{P+1} > T_{P,2}). \tag{27}$$

Since $\Pr(S_{P+1} > T_{P,1})$ and $\Pr(S_{P+1} > T_{P,2})$ can be explicitly computed based on the recursive formula in (15) together with (9), we shall adopt $\Pr(S_{P+1} > T_{P,1}) \Pr(S_{P+1} > T_{P,2})$ as an

explicitly computable lower bound on $\Pr(S_{P+1} > \max\{T_{P,1}, T_{P,2}\})$. Second, we shall omit ε_{P+1} in the approximation whose performance will be justified below.

For brevity, let \tilde{D}_P denote

$$\tilde{D}_P = \left(\frac{1}{p_0} - 1\right) \left(1 + \sum_{j=1}^{P-1} \Pr(S_{j+1} > T_{j,1}) \Pr(S_{j+1} > T_{j,2})\right). \quad (28)$$

Theorem 7. For the case $R = 2$ and $P \geq 2$,

$$\begin{aligned} \mathbb{E}[D_P] &= \mathbb{E}[\hat{D}_P] + \sum_{j=2}^P \varepsilon_j + \left(\frac{1}{p_0} - 1\right) \left(1 + \sum_{j=1}^{P-1} \Pr(S_{j+1} > \max\{T_{j,1}, T_{j,2}\})\right) \\ &\geq \mathbb{E}[\hat{D}_P] + \tilde{D}_P. \end{aligned} \quad (29)$$

Proof: By (26) and (27),

$$\mathbb{E}[D_P] \geq \mathbb{E}[\hat{D}_P] + \mathbb{E}[D_1] - \mathbb{E}[\hat{D}_1] + \sum_{j=2}^P \varepsilon_j + \sum_{j=1}^{P-1} \Pr(S_{j+1} > T_{j,1}) \Pr(S_{j+1} > T_{j,2}) \left(\frac{1}{p_0} - 1\right). \quad (30)$$

Since $\mathbb{E}[D_1] = 1/p_0 + E_{\max} - 1$, $\mathbb{E}[\hat{D}_1] = E_{\max}$, where E_{\max} is defined in (19),

$$\begin{aligned} \mathbb{E}[D_P] &= \mathbb{E}[\hat{D}_P] + \sum_{j=2}^P \varepsilon_j + \left(\frac{1}{p_0} - 1\right) \left(1 + \sum_{j=1}^{P-1} \Pr(S_{j+1} > \max\{T_{j,1}, T_{j,2}\})\right) \\ &\geq \mathbb{E}[\hat{D}_P] + \sum_{j=1}^{P-1} \varepsilon_{j+1} + \tilde{D}_P. \end{aligned}$$

The validation of $\sum_{j=2}^P \varepsilon_j \geq 0$, which can be found in Appendix-C, completes the proof. \blacksquare

We can now consider $\mathbb{E}[\hat{D}_P] + \tilde{D}_P$ as an approximation as well as a lower bound for $\mathbb{E}[D]$ when $R = 2$ and $P \geq 2$. Notice that this approximation can be explicitly computed.

Corollary 8. For the case $R = 2$ and $P \geq 2$,

$$\begin{aligned} \mathbb{E}[D_P] &\geq \frac{1}{p_0} + P - 1 + \sum_{d \geq 0} \left(1 - \prod_{1 \leq r \leq R} I_{p_r}(P, d + 1)\right) + \sum_{j=1}^{P-1} \prod_{r=1}^R \left(1 + \frac{p_0}{1 - p_0} \left(\sum_{i=0}^{j-1} B(i) + 1\right)\right) \left(\frac{1}{p_0} - 1\right) \end{aligned} \quad (31)$$

Before we proceed to generalize the approximation $\mathbb{E}[\hat{D}_P] + \tilde{D}_P$, which is also a lower bound, of $\mathbb{E}[D_P]$ to the case $R > 2$, we first have a discussion on the approximation accuracy for $R = 2$.

When $p_0 = 1$, the network is equivalent to wireless broadcast so $\mathbb{E}[D_P] = \mathbb{E}[\hat{D}_P]$. When $p_0 < 1$, we use $\mathbb{E}[\hat{D}_P] + \tilde{D}_P$ to approximate $\mathbb{E}[D_P]$. Therefore, \tilde{D}_P serves as an approximation of the expected number of extra timeslots the RS takes to broadcast packets till all receivers are able to recover all original packets compared with the case $p_0 = 1$. In the process of obtaining the approximation value \tilde{D}_P , according to Theorem 7, we neglect the term $\sum_{j=2}^P \varepsilon_j \geq 0$, approximate $\sum_{j=1}^{P-1} \Pr(S_{j+1} > \max\{T_{j,1}, T_{j,2}\})$ as $\sum_{j=1}^{P-1} \Pr(S_{j+1} > T_{j,1})\Pr(S_{j+1} > T_{j,2})$, and add the term $1 - 1/p_0$, which represents the expected number of timeslots the RS takes to obtain the first packet.

Observe that with increasing P , both $\Pr(S_{P+1} > T_{P,1})$ and $\Pr(S_{P+1} > T_{P,2})$ decrease by (15) in Theorem 4, and thus so does $\Pr(S_{P+1} > \max\{T_{P,1}, T_{P,2}\})$. Without loss of generality, we next analyze the loss by approximating $\mathbb{E}[D_P] - \mathbb{E}[\hat{D}_P]$ as \tilde{D}_P via the following 3 cases.

- Case 1: $p_0 > \max\{p_1, p_2\}$, so that $\Pr(S_{P+1} > T_{P,1})$, $\Pr(S_{P+1} > T_{P,2})$ and $\Pr(S_{P+1} > \max\{T_{P,1}, T_{P,2}\})$ are small. Thus, $\Pr(S_{P+1} > \max\{T_{P,1}, T_{P,2}\}) - \Pr(S_{P+1} > T_{P,1})\Pr(S_{P+1} > T_{P,2})$ tends to zero fast with increasing P . Moreover, ε_P also converges to 0 fast with increasing P . Actually, with increasing j , when a receiver obtains the j^{th} new packet, there is a higher probability that the RS has obtained at least $j + 1$ packets from the BS. It turns out that the approximation of the transmission scenario from the RS to receivers as a wireless broadcast is accurate, that is, \tilde{D}_P/P is a close approximation of $(\mathbb{E}[D_P] - \mathbb{E}[\hat{D}_P])/P$.
- Case 2: $p_1 < p_0 \leq p_2$, so that both $\Pr(S_{P+1} > T_{P,1})$ and $\Pr(S_{P+1} > \max\{T_{P,1}, T_{P,2}\})$ are relatively small. Moreover, $\Pr(S_{P+1} > \max\{T_{P,1}, T_{P,2}\}) - \Pr(S_{P+1} > T_{P,1})\Pr(S_{P+1} > T_{P,2})$ tends to zero fast (even though not as fast as in case 1) with increasing P . Thus, the loss caused by approximating $\Pr(S_{P+1} > \max\{T_{P,1}, T_{P,2}\})$ as $\Pr(S_{P+1} > T_{P,1})\Pr(S_{P+1} > T_{P,2})$ is negligible (particularly for large P). Similarly, even though ε_P is not negligible for small P , ε_P tends to 0 with P increasing (but not as fast as in case 1). Hence, \tilde{D}_P/P is a nice approximation of $(\mathbb{E}[D_P] - \mathbb{E}[\hat{D}_P])/P$ but not as accurate as in Case 1 (with the same p_1, p_2).
- Case 3: $p_0 \leq \min\{p_1, p_2\}$. In this case, with increasing P , $\Pr(S_{P+1} > T_{P,1})$, $\Pr(S_{P+1} > T_{P,2})$ and $\Pr(S_{P+1} > \max\{T_{P,1}, T_{P,2}\})$ decrease slower than those in Case 1 and 2 (which have the same p_1, p_2 but larger p_0). Consequently, $\Pr(S_{P+1} > \max\{T_{P,1}, T_{P,2}\}) - \Pr(S_{P+1} > T_{P,1})\Pr(S_{P+1} > T_{P,2})$ is not negligible even for large P . Similarly, ε_P does not converges to 0 with P increasing. As a result, for large P , the approximation of $(\mathbb{E}[D_P] - \mathbb{E}[\hat{D}_P])/P$

by \tilde{D}_P/P is not as accurate as in Case 1 and 2 (with the same p_1, p_2).

Recall that in Theorem 2, we obtained a closed-form characterization of the expected completion delay $\mathbb{E}[D_{P,r}]$ at a single receiver r , and $\mathbb{E}[D_{P,r}]$ can be efficiently computed according to (8). Notice that $\mathbb{E}[D_{P,r}]$ is naturally a lower bound of $\mathbb{E}[D_P]$. When p_1 is much smaller than p_2 , or $p_1 \leq p_2$ with large enough P , the probability that the completion delay at receiver 2 is no larger than that at receiver 1, that is, $\Pr(D_{P,2} \leq D_{P,1})$ is high. As a result, we have

$$\mathbb{E}[D_P] \geq \max\{\mathbb{E}[D_{P,1}], \mathbb{E}[D_{P,2}]\}, \quad (32)$$

and this alternative lower bound for $\mathbb{E}[D_P]$ may provide a better approximation compared with (29) when the difference of p_1 and p_2 is large or P is relatively large, particularly for Case 2 and 3 discussed above.

Corollary 9. For the case $R = 2$ and $P \geq 2$,

$$\mathbb{E}[D_P] \geq \max\{\mathbb{E}[D_{P,1}], \mathbb{E}[D_{P,2}], \mathbb{E}[\hat{D}_P] + \tilde{D}_P\}. \quad (33)$$

We next generalize the approximation of $\mathbb{E}[D_P]$ by (33) from $R = 2$ to $R > 2$. Similar to (28), let \tilde{D}_P denote

$$\tilde{D}_P = \left(\frac{1}{p_0} - 1\right) \left(1 + \sum_{j=1}^{P-1} \prod_{r=1}^R \Pr(S_{j+1} > T_{j,r})\right). \quad (34)$$

Notice that \tilde{D}_P can be explicitly computed by the following recursive procedure:

- $\tilde{D}_1 = \mathbb{E}[D_1] - \mathbb{E}[\hat{D}_1] = 1/p_0 - 1$.
- For $P \geq 1$,

$$\begin{aligned} \tilde{D}_{P+1} &= \tilde{D}_P + \prod_{r=1}^R \Pr(S_{P+1} > T_{P,r}) \left(\frac{1}{p_0} - 1\right) \\ &= \tilde{D}_P + \prod_{r=1}^R \left(\frac{1}{p_0} + \sum_{i=0}^{P-1} B(i)\right). \end{aligned}$$

where $B(i)$ is defined in (9) and can be explicitly computed via (15).

As an extension of Corollary 9, we obtain the following approximation of $\mathbb{E}[D_P]$ for general $R \geq 2$,

$$\mathbb{E}[D_P] \gtrsim \max\{\max_{1 \leq r \leq R} \mathbb{E}[D_{P,r}], \mathbb{E}[\hat{D}_P] + \tilde{D}_P\}. \quad (35)$$

The rigorous proof of the above lower bound is beyond the scope of this paper but we shall numerically validate (35) in the next section.

It is worthwhile noting that in the case that R is relatively small and there is a receiver whose successful receiving probability p_r is much smaller than others', $\mathbb{E}(D_{P,r})$ is a better lower bound of $\mathbb{E}[D_P]$ compared with $\mathbb{E}[\hat{D}_P] + \tilde{D}_P$. Otherwise, $\mathbb{E}[\hat{D}_P] + \tilde{D}_P$ will be a better approximation of $\mathbb{E}[D_P]$, because it is built upon the expected system completion delay of wireless broadcast, which has already taken all receivers into consideration.

Remark. Eq. (35) is also a lower bound for the expected system completion delay of an arbitrary RLNC scheme in the full-duplex relay network modeled in this paper, because the scheme of perfect RLNC with buffer analyzed in this section is the best possible one in the considered system model. ■

IV. NUMERICAL ANALYSIS

In this section, we numerically verify the expected completion delay characterizations of two new fundamental perfect RLNC schemes obtained in the previous section, and compare the performance of the two fundamental schemes with the one proposed in [21] — from the perspective of the average completion delay and the average buffer size taken at the RS, both of which are normalized by the packet number P . We adopt the following abbreviations in the figure legends. The FBPF perfect RLNC scheme, the perfect RLNC scheme without buffer, and the perfect RLNC scheme with buffer are respectively labeled as “FBPF”, “PRLNC w/t buffer”, and “PRLNC w/ buffer”. The results obtained by simulation are labeled with “simu”, and the theoretical results from Proposition 1, Theorem 2 and Lemma 5 are labeled with “th”. The performance for the single receiver and for the system is respectively labeled as “single r” and “system”.

Under the settings $P = 10$, $R = 10$ and $p_0 = 0.75$, Fig. 3 depicts the average completion delay per packet at a single receiver as well as for the system with varying p_r . One may observe the followings. First, the average completion delay of every scheme decreases with increasing p_r , and converges to $1/p_0 = 1.33$. Second, the average completion delay of FBPF is upper bounded by that of the perfect RLNC without buffer and lower bounded by that of the perfect RLNC with buffer. Most importantly, the simulation results numerically justify the theoretical derivations in Proposition 1 and Theorem 2, as well as validate the lower bound (35) for the expected system completion delay for perfect RLNC with buffer.

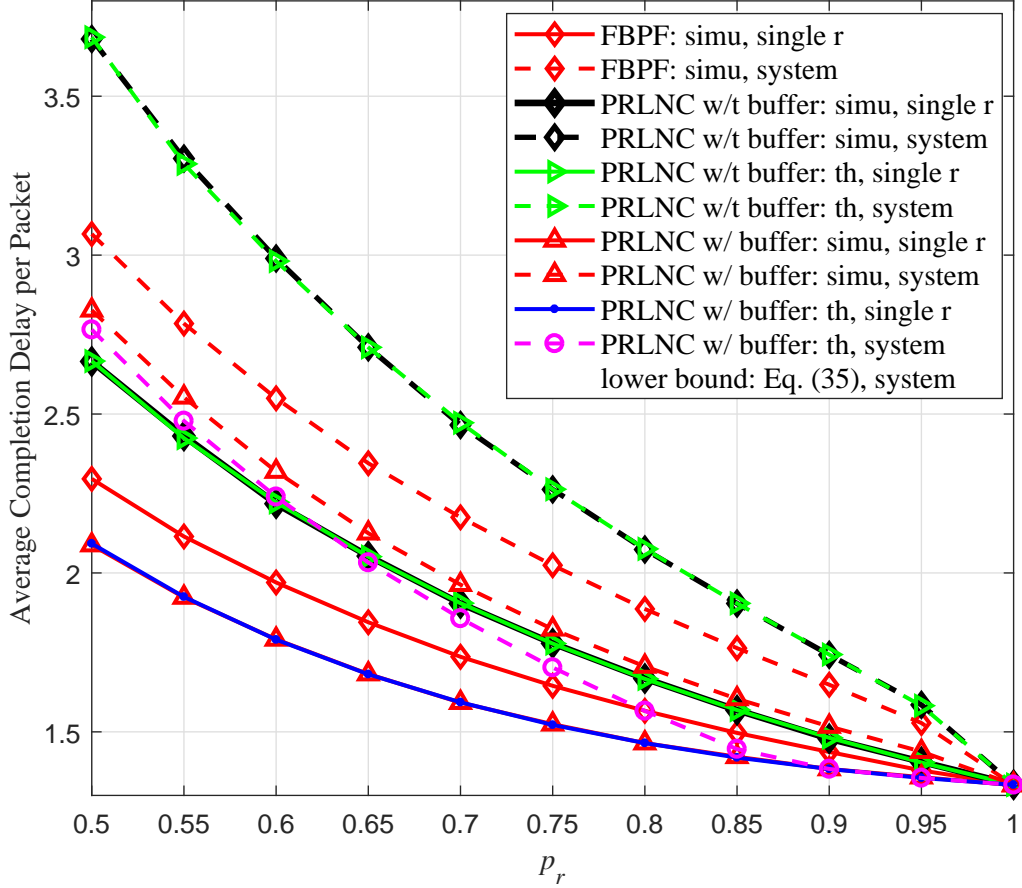


Fig. 3. The average completion delay per packet of the three perfect RLNC schemes with fixed $P = 10$, $R = 10$, $p_0 = 0.75$ and varying p_r .

Under the settings $P = 10$, $R = 10$ and $p_r = 0.75$, Fig. 4 depicts the average completion delay per packet at a single receiver as well as for the system with increasing p_0 . In addition to similar observations to Fig. 3, one may further conclude the followings. The average completion delay for the system of all three schemes converges to $1 + \frac{1}{P} \sum_{d \geq 0} (1 - \prod_{1 \leq r \leq R} I_{p_r}(P, d+1)) = 1.69$. Moreover, the plots for the average completion delay at a single receiver in Fig. 3 and Fig. 4 are almost identical, which infers that for all three schemes, the exchange of the values of p_0 and p_r does not affect the completion delay performance at a single receiver. Theoretically, (1) and (5) justify this observation for perfect RLNC without buffer and with buffer, respectively. Lastly, with increasing p_0 , the lower bound (35) becomes tighter, which is in line with the discussion in the previous section.

Table I lists the average buffer size per packet needed at the RS for the FBPF scheme with the

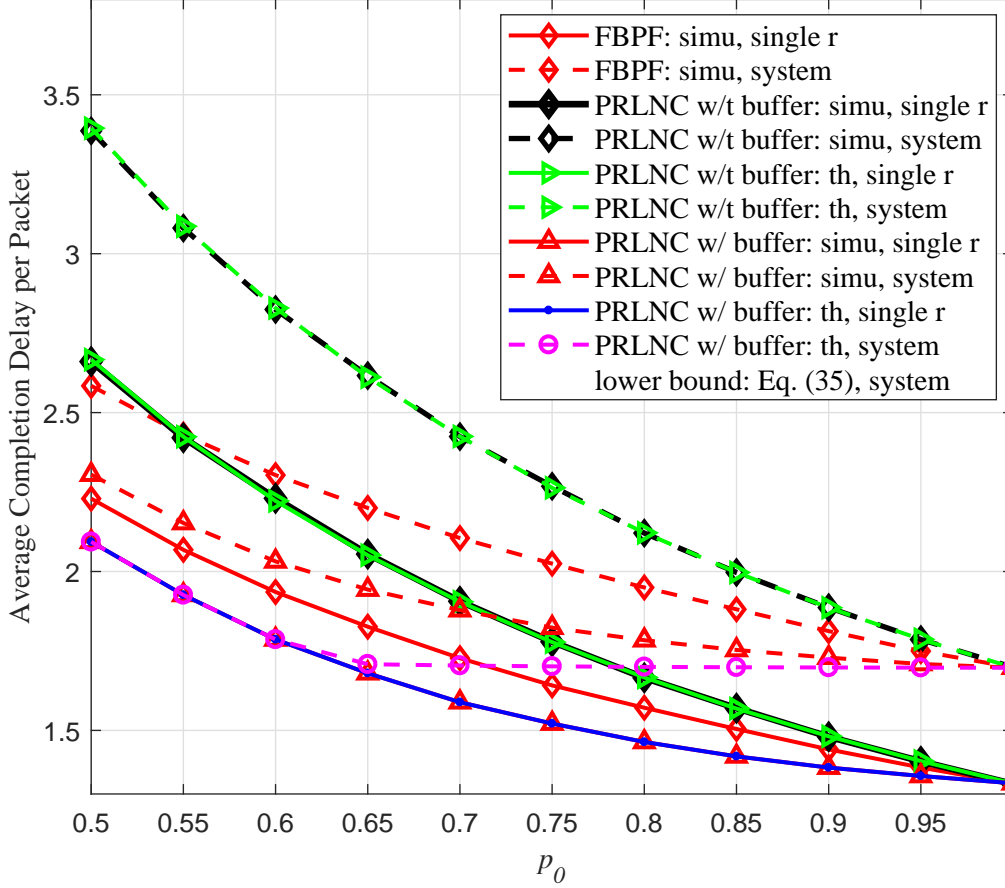


Fig. 4. The average completion delay per packet of the three perfect RLNC schemes with fixed $P = 10$, $R = 10$, $p_r = 0.75$ and varying p_0 .

TABLE I

THE AVERAGE BUFFER SIZE PER PACKET OF THE FBPF SCHEME WITH FIXED $P = 10$, $R = 10$, $p_r = 0.75$ AND VARYING p_0

p_0	0.5	0.6	0.7	0.8	0.9	1
Buffer Size	1.293	1.383	1.474	1.559	1.63	1.698

settings $P = 10$, $R = 10$, $p_r = 0.75$ and different p_0 . It is interesting to notice that the required buffer size increases with increasing p_0 . In comparison, the perfect RLNC scheme without buffer demands no buffer, and the buffer size per packet of the perfect RLNC scheme with buffer is always 1, which is 34% smaller than that of the FBPF scheme when $p_0 = p_r = 0.75$.

Fig. 3 and 4 have demonstrated the tightness of the lower bound (35) for the expected system completion delay $\mathbb{E}[D_P]$ for perfect RLNC with buffer. Recall that the bound (35) consists of two

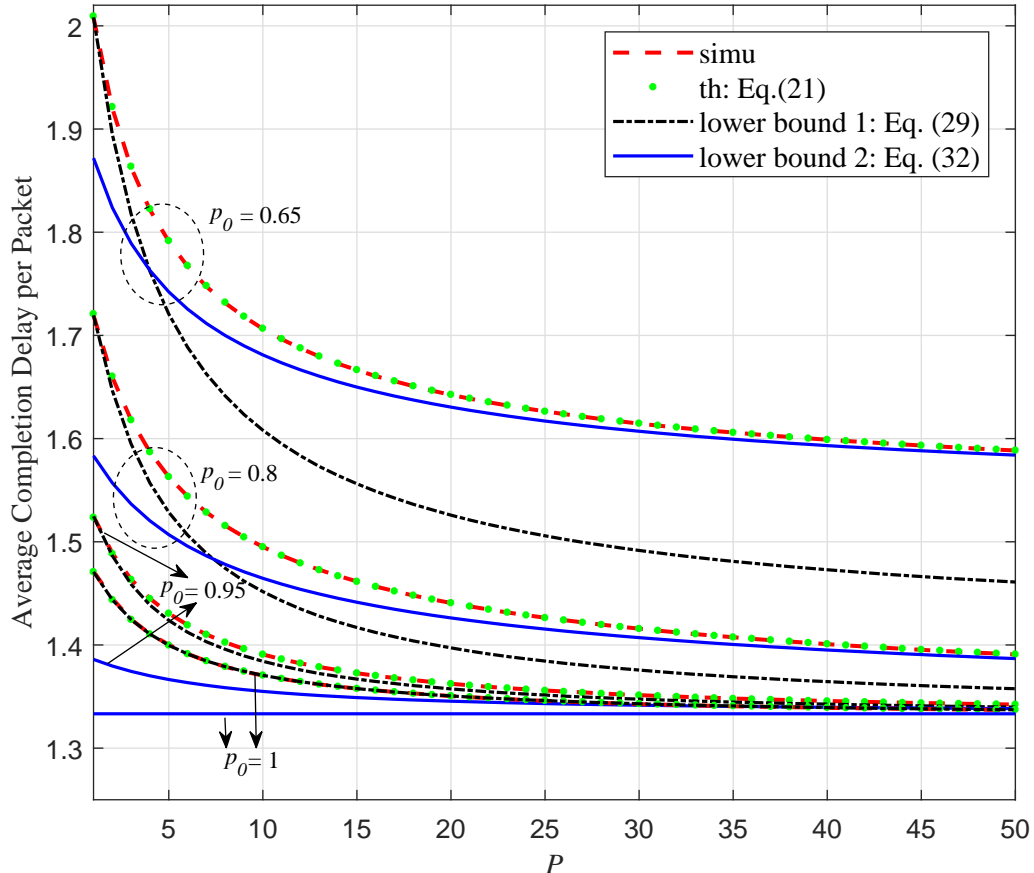


Fig. 5. The average system completion delay per packet and its lower bounds for perfect RLNC with buffer for fixed $R = 2$, $p_1 = 0.75$, $p_2 = 0.85$ and different p_0 , P .

parts, both of which can be explicitly computed. One is $(\tilde{D}_P + \mathbb{E}[\hat{D}_P])/P$, which is a lower bound deduced from the perspective of wireless broadcast, and the other is $\max_{1 \leq r \leq R} \mathbb{E}[D_{P,r}]/P$, which is the expected completion delay at the single receiver with the worst channel condition. Above Corollary 9, we have discussed, for $R = 2$, the accuracy of the lower bound $(\tilde{D}_P + \mathbb{E}[\hat{D}_P])/P$ and conclude that $\max_{1 \leq r \leq R} \mathbb{E}[D_{P,r}]/P$ is necessary to form the better lower bound (33). In the remaining part of this section, we shall further numerically compare the accuracy of the two lower bounds $(\tilde{D}_P + \mathbb{E}[\hat{D}_P])/P$ and $\max_{1 \leq r \leq R} \mathbb{E}[D_{P,r}]/P$.

Under the settings $R = 2$, $p_1 = 0.75$, $p_2 = 0.85$, Fig. 5 compares the average system completion delay per packet with the two lower bounds $(\tilde{D}_P + \mathbb{E}[\hat{D}_P])/P$ (labeled as “lower bound 1: Eq. (29)”) and $\mathbb{E}[D_{P,1}]/P$ (labeled as “lower bound 2: Eq. (32)”). The comparison is conducted under 4 different choices of p_0 , that is, $p_0 \in \{1, 0.95, 0.8, 0.65\}$. For every p_0 , there

is another dotted curve depicting $\mathbb{E}[D_P]/P$, which is computed based on the recursive formula (21) in Lemma 5, where the involved relations among $S_{P+1}, T_{P,1}, T_{P,2}$ are numerically obtained. It can be seen that for every p_0 , the dashed curve, representing the average completion delay obtained via simulation, is identical to the dotted curve, which verifies the correctness of the recursive formula (21), a key to deduce the lower bound $(\tilde{D}_P + \mathbb{E}[\hat{D}_P])/P$. In addition, we can conclude the following observations from Fig. 5 about the two lower bounds.

- First, the average system completion delay per packet as well as its two lower bounds decrease with fixed P and increasing p_0 . They also decrease and converge to some values with fixed p_0 and increasing P .
- Second, for all 4 choices of p_0 , $(\tilde{D}_P + \mathbb{E}[\hat{D}_P])/P$ is tighter than $\mathbb{E}[D_{P,1}]/P$ for small P . This is because $(\tilde{D}_P + \mathbb{E}[\hat{D}_P])/P$ is obtained from the perspective of wireless broadcast so it takes all receivers' completion delay into account. In particular, the approximation of $\mathbb{E}[D_P] - \mathbb{E}[\hat{D}_P]$ by \tilde{D}_P is relatively accurate for small P and when $P = 1$, the bound $(\tilde{D}_P + \mathbb{E}[\hat{D}_P])$ is exactly equal to $\mathbb{E}[D_P]$, that is, $\tilde{D}_P = \mathbb{E}[D_P] - \mathbb{E}[\hat{D}_P] = 0$.
- Moreover, in the two cases with $p_0 > \max\{p_1, p_2\}$, $(\tilde{D}_P + \mathbb{E}[\hat{D}_P])/P$ is always better than $\mathbb{E}[D_{P,1}]/P$. When $p_0 = 0.95$, it converges to the average system completion delay $\mathbb{E}[D_P]$ with increasing P and when $p_0 = 1$, it exactly coincides with $\mathbb{E}[D_P]$ because the system degenerates to a wireless broadcast. However, when $p_0 \leq \max\{p_1, p_2\}$, $(\tilde{D}_P + \mathbb{E}[\hat{D}_P])/P$ decreases faster with increasing P , so that $\mathbb{E}[D_{P,1}]/P$ outperforms. This justifies the usefulness to supplement $\mathbb{E}[D_{P,1}]/P$ in the tighter lower bound (33).
- Last, by comparing the four curves related to $(\tilde{D}_P + \mathbb{E}[\hat{D}_P])/P$, we can find that approximating $\mathbb{E}[D_P]/P$ by merely $\mathbb{E}[\hat{D}_P]/P$ will be much looser with decreasing p_0 because it does not take p_0 into consideration. Therefore, the additional term \tilde{D}_P we introduce in the lower bound (29) is indispensable in estimating $\mathbb{E}[D_P]$.

In summary, what have been observed from Fig. 5 are consistent with the (3-case) discussion about the accuracy to approximate $\mathbb{E}[D_P] - \mathbb{E}[\hat{D}_P]$ as \tilde{D}_P in the previous section (above Corollary 9), and they affirm that (33) is a tighter lower bound than the individual use of (29) or (32).

For multi-receiver case $R \in \{20, 60, 100\}$, Fig. 6 compares the average system completion delay per packet $\mathbb{E}[D_P]/P$ with $(\tilde{D}_P + \mathbb{E}[\hat{D}_P])/P$ (labeled as “approx”) and $\max_{1 \leq r \leq R} \mathbb{E}[D_{P,r}]/P$ (labeled as “single r”), which constitute the lower bound in (35) as an extension of (33). The comparison is conducted under three different settings of p_0 and p_r : (a) $p_0 = 0.75$ and p_r is

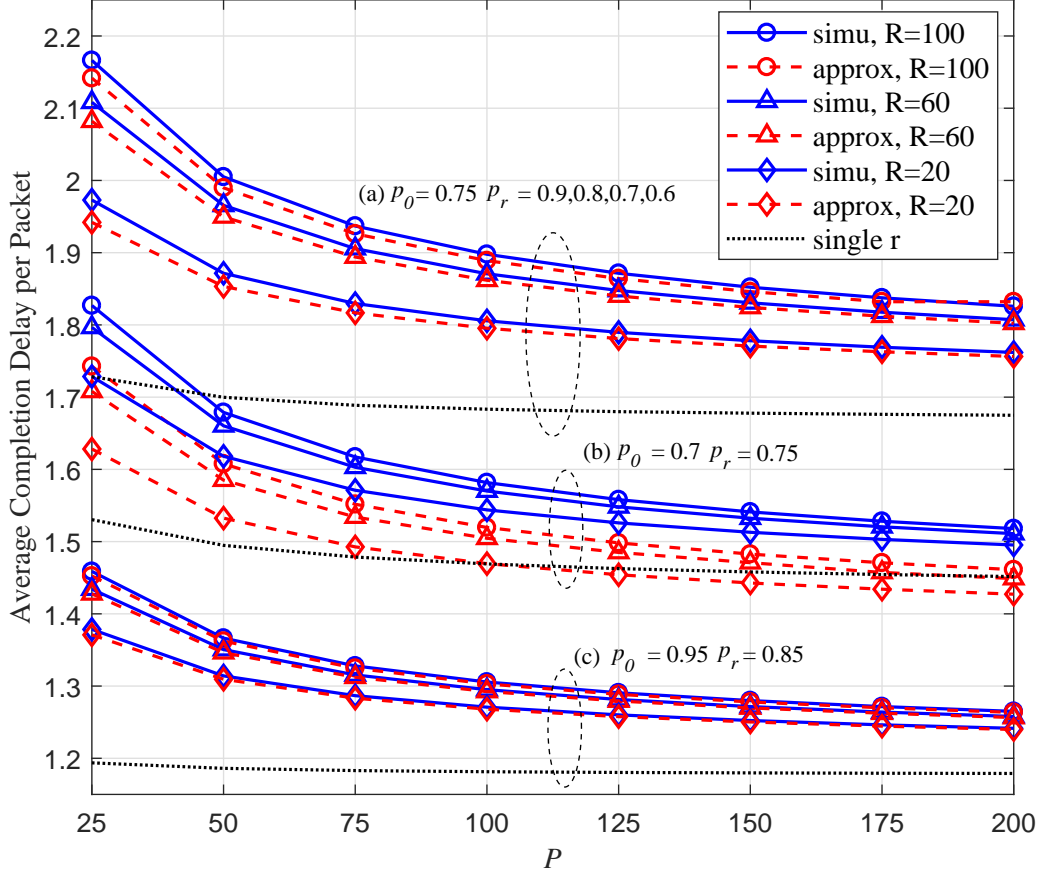


Fig. 6. The average system completion delay per packet and its lower bounds for perfect RLNC with buffer for different p_0 , p_r , P and R .

evenly distributed over $\{0.9, 0.8, 0.7, 0.6\}$; (b) $p_0 = 0.7$ and $p_r = 0.75$ for each receiver r ; (c) $p_0 = 0.95$ and $p_r = 0.9$ for each receiver r . The followings can be observed.

- For all 3 settings, there is a noticeable gap between $\max_{1 \leq r \leq R} \mathbb{E}(D_{P,r})/P$ and the average system completion delay per packet $\mathbb{E}[D_P]/P$ even for large P (Compare with Fig. 5 in which the gap is very small for $P = 50$.) This is mainly because the number of receivers considered herein is much more than that in Fig. 5, so that the approximation accuracy from the perspective of a single receiver declines.
- In Setting (a) and (c), the curve of $(\tilde{D}_P + \mathbb{E}[\hat{D}_P])/P$ is close to the average system completion delay per packet $\mathbb{E}[D_P]/P$ for all 3 choices of R . However, the tightness of $(\tilde{D}_P + \mathbb{E}[\hat{D}_P])/P$ in Setting (a) is slightly worse than that in Setting (c) mainly because there are half receivers in Setting (a) with p_r larger than p_0 .
- In Setting (b), the accuracy of $(\tilde{D}_P + \mathbb{E}[\hat{D}_P])/P$ to approximate $\mathbb{E}[D_P]/P$ is not as good

as that in Setting (a) and (c), because $p_0 < p_r$ herein. Meanwhile, the approximation $\max_{1 \leq r \leq R} \mathbb{E}[D_{P,r}]/P$ becomes more accurate for large P , affirming that (35) is a tighter lower bound of $\mathbb{E}[D_P]$ compared with $(\tilde{D}_P + \mathbb{E}[\hat{D}_P])/P$ or $\max_{1 \leq r \leq R} \mathbb{E}[D_{P,r}]/P$.

V. CONCLUDING REMARKS

In this paper, for full-duplex relay networks, we consider two new perfect RLNC schemes to investigate the fundamental benefit RLNC can provide, and derive closed-form formulae for their expected completion delay, both at a single receiver and for the whole system. The expected completion delay of the two schemes can respectively serve as an upper and a lower bound for all perfect RLNC schemes, including the FBPF scheme recently studied in [21]. It provides a theoretical guideline for future works on the detailed design of RLNC-based transmission schemes in the full-duplex relay networks. In our ensuing work, by adapting recently proposed efficient RLNC schemes such as Fulcrum [27] or circular-shift RLNC [30], we will further design practical RLNC schemes with small buffer as well as low coding complexity at the RS, and with the completion delay performance closer to the theoretical limit characterized in this paper.

APPENDIX

A. Proof of Eq. (41)

For brevity, denote $p_0 + p_r - p_0 p_r = 1 - (1 - p_0)(1 - p_r)$ by Δ . Let $q_{ij,i'j'}$ denote the total probability to enter state (i', j') starting from state (i, j) in the Markov chain under the constraint that the transitions from (i, j) to (i', j') are not allowed to visit states $(i + l, j + l')$ for all $0 \leq l < i' - i$ and $l < l'$. For example, $q_{10,21} = \frac{p_0 p_r}{\Delta^2}$ when $P \geq 3$. For brevity, $q_{00,ij}$ will be written as q_{ij} .

To reflect the number of original packets in the notation, write $E_P = \mathbb{E}[D_{P,r}]$. Stemming from (6), we can obtain the following equivalent characterization

$$E_P = (1, 0, \dots, 0) \sum_{k \geq 0} \mathbf{P}^k \mathbf{1} = \sum_{0 \leq j \leq i \leq P} \frac{1}{1 - p_{ij,ij}} q_{ij}. \quad (36)$$

Let q'_{ij} represent the total probability that the state (i, j) can be entered starting from $(0, 0)$ in the Markov chain \mathcal{M}_{P-1} , so that $q_{ij} = q'_{ij}$ for all $0 \leq j \leq i \leq P - 2$. For $j \leq P - 2$, because $q_{jj} p_r + q_{Pj} + \frac{p_r}{\Delta} \sum_{i=j+1}^{P-1} q_{ij} = 1$ and $q'_{jj} p_r + q'_{(P-1)j} + \frac{p_r}{\Delta} \sum_{i=j+1}^{P-2} q'_{ij} = 1$, we have

$$q_{Pj} + \frac{p_1}{\Delta} q_{(P-1)j} = q'_{(P-1)j}, \quad (37)$$

and thus

$$\frac{q_{Pj}}{p_r} = \frac{q'_{(P-1)j}}{p_r} - \frac{q_{(P-1)j}}{\Delta} \quad (38)$$

Since $1 - p_r$ is the 1-step transition probability from state (P, j) to itself in \mathcal{M}_P as well as from state $(P-1, j)$ to itself in \mathcal{M}_{P-1} , and $1 - \Delta$ is the 1-step transition probability from state $(P-1, j)$ to itself in \mathcal{M}_P , based on (36) and (38), we obtain the following recursive expression

$$E_P = E_{P-1} + \frac{q_{(P-1)(P-1)}}{p_0} + \frac{q_{P(P-1)}}{p_r} \quad (39)$$

As $1 = q_{PP} = q_{(P-1)(P-1)}p_r + q_{P(P-1)}$, we have $q_{P(P-1)} = 1 - q_{(P-1)(P-1)}p_r$ and

$$E_P = E_{P-1} + \frac{1}{p_r} + \frac{1 - p_0}{p_0} q_{(P-1)(P-1)}. \quad (40)$$

As $E_1 = 1/p_0 + 1/p_r - 1$, in order to prove (5) based on (40) for $P \geq 2$, it remains to show

$$\frac{(1 - p_0)q_{(P-1)(P-1)} - 1}{p_0} = \sum_{i=0}^{P-2} \sum_{j=0}^i \frac{T_{i,j}(p_0 p_r)^i}{(-\Delta)^{i+j+1}}, \quad (41)$$

which is equivalent to prove

$$\frac{1 - p_0}{p_0} (q_{(P-1)(P-1)} - q_{(P-2)(P-2)}) = \sum_{j=0}^{P-2} \frac{T_{P-2,j}(p_0 p_r)^{P-2}}{(-\Delta)^{P+j-1}} \quad (42)$$

In the remaining proof, we shall first make a connection between q_{ii} and $q_{10,(i+1)i}$ for $0 < i < P$. Notice that for every $0 \leq j < i < P$, the 1-step transition probability for state (i, j) keeps the same, and $q_{ij,(i+1)j} = \frac{p_0}{\Delta} q_{i'j',(i'+1)j'}$, $q_{ij,(i+1)(j+1)} = \frac{p_0}{\Delta} q_{i'j',(i'+1)(j'+1)}$ for all $0 \leq i' < P$. Thus, $q_{11} = \frac{\Delta}{p_0} q_{10,21}$. Moreover, by making use of the property

$$\begin{aligned} \frac{p_r(1 - p_0)}{p_0} q_{ij,(i+1)j} &= q_{i'j',(i'+1)j'} - q_{ij,(i+1)j}, \\ \frac{p_r(1 - p_0)}{p_0} q_{ij,(i+1)(j+1)} &= q_{i'j',(i'+1)(j'+1)} - q_{ij,(i+1)(j+1)} \end{aligned}$$

for $0 \leq j < i < P$ and $0 \leq i' < P$, one may readily verify that for $1 < i < P$,

$$q_{ii} = \frac{\Delta}{p_0} q_{10,(i+1)i} + \frac{p_r(1 - p_0)}{p_0} \sum_{j=1}^{i-1} q_{jj} q_{10,(i-j+1)(i-j)} \quad (43)$$

On the other hand, for $0 < i < P - 1$, $q_{(i+1)(i+1)}$ can also be expressed as

$$\begin{aligned} q_{(i+1)(i+1)} &= \frac{p_r}{\Delta} q_{ii} + \sum_{j=0}^{i-1} \frac{p_r(1 - p_0)(1 - p_r)}{\Delta} q_{jj} q_{(j+1)j,(i+1)i} \\ &= \frac{p_r}{\Delta} q_{ii} + \sum_{j=0}^{i-1} \frac{p_r(1 - p_0)(1 - p_r)}{\Delta} q_{jj} q_{10,(i-j+1)(i-j)} \end{aligned} \quad (44)$$

where the last equality holds due to $q_{ij,(i+i')(j+j')} = q_{10,(i'+1)j'}$ for all i, i', j, j' subject to $0 \leq j < i$ and $j + j' < i + i' < P$. Then, the addition of (44) and (43) multiplied by $-\frac{p_0(1-p_r)}{\Delta}$ on both sides yields $q_{(i+1)(i+1)} - q_{ii} = -\frac{p_0(1-p_r)}{\Delta}q_{10,(i+1)i}$, which implies for $1 < i < P$,

$$\frac{1-p_0}{p_0}(q_{ii} - q_{(i-1)(i-1)}) = \left(1 - \frac{1}{\Delta}\right)q_{10,i(i-1)}. \quad (45)$$

We last characterize $q_{10,i(i-1)}$ given that $1 < i < P$. Notice that $q_{ij,(i+1)(j+1)} = \frac{p_0p_r(1-p_0)(1-p_r)}{\Delta^2} + \frac{p_0p_r}{\Delta} = \frac{p_0p_r}{\Delta^2}$ for $0 \leq j < i$. It turns out that

$$\begin{aligned} q_{10,i(i-1)} &= \frac{(p_0p_r)^{i-1}}{\Delta^{2(i-1)}} \sum_{j=1}^{i-1} N_{i-1,j} [(1-p_0)(1-p_r)]^{i-j-1} \\ &= \frac{(p_0p_r)^{i-1}}{\Delta^{2(i-1)}} \sum_{j=1}^{i-1} N_{i-1,j} (1-\Delta)^{i-j-1} \end{aligned} \quad (46)$$

where $N_{i-1,j}$ represents the number of all those transitions from $(1, 0)$ to $(i, i-1)$ that contain

- exactly j 1-step transitions in the form $(i', j') \rightarrow (i'+1, j'+1)$, $i-j-1$ 1-step transitions in the form $(i', j') \rightarrow (i'+1, j')$, and $i-j-1$ 1-step transitions in the form $(i', j') \rightarrow (i', j'+1)$;
- no 2-step transitions in the form $(i', j') \rightarrow (i'+1, j') \rightarrow (i'+1, j'+1)$.

Under this constraint, $N_{i-1,j}$ coincides with the Narayana number (See, e.g., Sec. 2 in [29]) with parameters $1 \leq j \leq i-1$, so $N_{i-1,j} = \frac{1}{i-1} \binom{i-1}{j} \binom{i-1}{j-1}$. As $N_{i-1,j} = N_{i-1,i-j}$,

$$\begin{aligned} &\sum_{j=1}^{i-1} N_{i-1,j} (1-\Delta)^{i-j-1} \\ &= \sum_{j=1}^{i-1} N_{i-1,j} (1-\Delta)^{j-1} \\ &= \sum_{j=1}^{i-1} N_{i-1,j} \sum_{j'=1}^j (-\Delta)^{j'-1} \binom{j-1}{j'-1} \\ &= \sum_{j'=1}^{i-1} (-\Delta)^{j'-1} \sum_{j=j'}^{i-1} \binom{j-1}{j'-1} N_{i-1,j} \\ &= \sum_{j'=1}^{i-1} \frac{(-\Delta)^{j'-1}}{i-1} \binom{i-1}{j'-1} \binom{2i-j'-1}{i} \\ &= \sum_{j=1}^{i-1} \frac{(-\Delta)^{i-j-1}}{i-1} \binom{i-1}{j} \binom{i+j-1}{i}, \end{aligned} \quad (47)$$

where the second last equality can be readily verified based on the combinatorial equation

$\binom{n+m}{n+1} = \sum_{j=n-m+1}^n \binom{n}{j} \binom{m}{n+1-j}$ for $1 \leq m \leq n+1$. By plugging (47) back to (46),

$$q_{10,i(i-1)} = \left(\frac{p_0p_r}{\Delta^2}\right)^{i-1} \sum_{j=1}^{i-1} \frac{(-\Delta)^{i-j-1}}{i-1} \binom{i-1}{j} \binom{i+j-1}{i}.$$

Thus, the right-hand side of (45) can be expressed as

$$\begin{aligned}
& \left(1 - \frac{1}{\Delta}\right) q_{10, i(i-1)} \\
&= \sum_{j=1}^{i-1} \frac{(p_0 p_r)^{i-1}}{(i-1)(-\Delta)^{i+j-1}} \binom{i-1}{j} \binom{i+j-1}{i} + \sum_{j=1}^{i-1} \frac{(p_0 p_r)^{i-1}}{(i-1)(-\Delta)^{i+j}} \binom{i-1}{j} \binom{i+j-1}{i}
\end{aligned} \tag{48}$$

As $\binom{i-1}{j} = \frac{i-1}{j} \binom{i-2}{j-1}$, the first term in (48) can be expressed as

$$\begin{aligned}
& \sum_{j=1}^{i-1} \frac{(p_0 p_r)^{i-1}}{(i-1)(-\Delta)^{i+j-1}} \binom{i-1}{j} \binom{i+j-1}{i} \\
&= \sum_{j=1}^{i-1} \frac{(p_0 p_r)^{i-1}}{j(-\Delta)^{i+j-1}} \binom{i-2}{j-1} \binom{i+j-1}{i} \\
&= \frac{(p_0 p_r)^{i-1}}{(-\Delta)^i} + \sum_{j=2}^{i-1} \frac{(p_0 p_r)^{i-1}}{j(-\Delta)^{i+j-1}} \binom{i-2}{j-1} \binom{i+j-1}{i}
\end{aligned}$$

Moreover, by altering the index of j and the fact $\frac{1}{i-1} \binom{2i-2}{i} = \frac{1}{i} \binom{2i-2}{i-1}$, we can express the second term in (48) as

$$\begin{aligned}
& \sum_{j=1}^{i-1} \frac{(p_0 p_r)^{i-1}}{(i-1)(-\Delta)^{i+j}} \binom{i-1}{j} \binom{i+j-1}{i} \\
&= \sum_{j=2}^{i-1} \frac{(p_0 p_r)^{i-1}}{(i-1)(-\Delta)^{i+j-1}} \binom{i-1}{j-1} \binom{i+j-2}{i} + \frac{(p_0 p_r)^{i-1}}{i(-\Delta)^{2i-1}} \binom{2i-2}{i-1},
\end{aligned}$$

Consequently,

$$\begin{aligned}
& \left(1 - \frac{1}{\Delta}\right) q_{10, i(i-1)} \\
&= \frac{(p_0 p_r)^{i-1}}{(-\Delta)^i} + \sum_{j=2}^{i-1} \frac{(p_0 p_r)^{i-1}}{j(-\Delta)^{i+j-1}} \binom{i-2}{j-1} \binom{i+j-1}{i} \\
& \quad + \sum_{j=2}^{i-1} \frac{(p_0 p_r)^{i-1}}{(i-1)(-\Delta)^{i+j-1}} \binom{i-1}{j-1} \binom{i+j-2}{i} + \frac{(p_0 p_r)^{i-1}}{i(-\Delta)^{2i-1}} \binom{2i-2}{i-1} \\
&= \frac{(p_0 p_r)^{i-1}}{(-\Delta)^i} + \sum_{j=2}^{i-1} \frac{(p_0 p_r)^{i-1}}{j(-\Delta)^{i+j-1}} \binom{i+j-2}{i-1} \binom{i-1}{j-1} + \frac{(p_0 p_r)^{i-1}}{i(-\Delta)^{2i-1}} \binom{2i-2}{i-1} \\
&= \sum_{j=1}^i \frac{(p_0 p_r)^{i-1}}{j(-\Delta)^{i+j-1}} \binom{i+j-2}{i-1} \binom{i-1}{j-1} \\
&= \sum_{j=0}^{i-1} \frac{(p_0 p_r)^{i-1} T_{i-1, j}}{(-\Delta)^{i+j}}.
\end{aligned} \tag{49}$$

where the second equality holds because $\frac{1}{j} \binom{i-2}{j-1} \binom{i+j-1}{i} + \frac{1}{i-1} \binom{i-1}{j-1} \binom{i+j-2}{i} = \frac{1}{j} \binom{i+j-2}{i-1} \binom{i-1}{j-1}$.

Eq. (42) can now be verified based on (45) and (49) with the setting $i = P - 1$.

B. Proof of Theorem 6

Given that there are $R = 2$ receivers and $P + 1$ source packets in the network. For the parameter E_{\max} defined in (19), by the min-max identity, $E_{\max} = 1/p_1 + 1/p_2 - E_{\min}$, where $E_{\min} = \mathbb{E}[\min\{N_1, N_2\}] = 1/(1 - (1 - p_1)(1 - p_2)) = 1/(p_1 + p_2 - p_1p_2)$. Moreover, we have

$$\Pr(T_{P+1,2} \leq T_{P,1}) + \Pr(T_{P+1,1} > T_{P,2}, T_{P+1,2} > T_{P,1}) = \Pr(T_{P+1,1} > T_{P,2}),$$

$$\Pr(T_{P+1,1} \leq T_{P,2}) + \Pr(T_{P+1,1} > T_{P,2}, T_{P+1,2} > T_{P,1}) = \Pr(T_{P+1,2} > T_{P,1}),$$

and taking a summation on each side of the above two equations yields

$$1 + \Pr(T_{P+1,1} > T_{P,2}, T_{P+1,2} > T_{P,1}) = \Pr(T_{P+1,1} > T_{P,2}) + \Pr(T_{P+1,2} > T_{P,1}). \quad (50)$$

As a result, Eq. (21) in Lemma 5 and (24) can be respectively rewritten as

$$\begin{aligned} \mathbb{E}[D_{P+1}] - \mathbb{E}[D_P] &= \Pr(T_{P+1,1} > T_{P,2})\left(\frac{1}{p_1} - E_{\min}\right) + \Pr(T_{P+1,2} > T_{P,1})\left(\frac{1}{p_2} - E_{\min}\right) + E_{\min} + \\ &\quad \Pr(S_{P+1} > \max\{T_{P,1}, T_{P,2}\})\left(\frac{1}{p_0} - 1\right), \end{aligned}$$

$$\mathbb{E}[\hat{D}_{P+1}] - \mathbb{E}[\hat{D}_P] = \Pr(\hat{T}_{P+1,1} > \hat{T}_{P,2})\left(\frac{1}{p_1} - E_{\min}\right) + \Pr(\hat{T}_{P+1,2} > \hat{T}_{P,1})\left(\frac{1}{p_2} - E_{\min}\right) + E_{\min}.$$

By the above two equations and (25), in order to prove (26), it suffices to show

$$\begin{aligned} \varepsilon_{P+1} &= (\Pr(T_{P+1,1} > T_{P,2}) - \Pr(\hat{T}_{P+1,1} > \hat{T}_{P,2}))\left(\frac{1}{p_1} - E_{\min}\right) + \\ &\quad (\Pr(T_{P+1,2} > T_{P,1}) - \Pr(\hat{T}_{P+1,2} > \hat{T}_{P,1}))\left(\frac{1}{p_2} - E_{\min}\right) \end{aligned} \quad (51)$$

Observe that

$$\begin{aligned} &\Pr(T_{P+1,1} > T_{P,2}) \\ &= 1 - \Pr(T_{P,2} \geq T_{P+1,1}) \\ &= 1 - \Pr(T_{P+1,2} > T_{P+1,1}) + \Pr(T_{P+1,2} > T_{P+1,1} > T_{P,2}) \end{aligned} \quad (52)$$

Due to the memoryless property of geometric distribution, under the condition $T_{P+1,2} > T_{P,1}$ and $T_{P+1,1} > T_{P,2}$, the events $T_{P+1,2} > T_{P+1,1}$ and $T_{P+1,2} = T_{P+1,1}$ are independent of the arrival timeslot S_{P+1} of packet $P + 1$ at the RS, and they have respective probability $\frac{p_1(1-p_2)}{p_1+p_2-p_1p_2}$ and $\frac{p_1p_2}{p_1+p_2-p_1p_2}$ to occur. Hence,

$$\begin{aligned} &\Pr(T_{P+1,2} > T_{P+1,1} > T_{P,2}) \\ &= \Pr(T_{P+1,2} > T_{P+1,1} | T_{P+1,2} > T_{P,1}, T_{P+1,1} > T_{P,2}) \Pr(T_{P+1,2} > T_{P,1}, T_{P+1,1} > T_{P,2}) \\ &= \Pr(T_{P+1,2} > T_{P,1}, T_{P+1,1} > T_{P,2}) \frac{p_1(1-p_2)}{p_1+p_2-p_1p_2}, \end{aligned}$$

$$\Pr(T_{P+1,2} = T_{P+1,1}) = \Pr(T_{P+1,2} > T_{P,1}, T_{P+1,1} > T_{P,2}) \frac{p_1 p_2}{p_1 + p_2 - p_1 p_2}.$$

It turns out that

$$\Pr(T_{P+1,2} > T_{P+1,1} > T_{P,2}) = \Pr(T_{P+1,2} = T_{P+1,1}) \frac{1 - p_2}{p_2}.$$

By plugging the above expression back to (52), we obtain

$$\Pr(T_{P+1,1} > T_{P,2}) = 1 - \Pr(T_{P+1,2} > T_{P+1,1}) + \Pr(T_{P+1,2} = T_{P+1,1}) \frac{1 - p_2}{p_2},$$

and similarly

$$\Pr(T_{P+1,2} > T_{P,1}) = 1 - \Pr(T_{P+1,1} > T_{P+1,2}) + \Pr(T_{P+1,1} = T_{P+1,2}) \frac{1 - p_1}{p_1}.$$

Based on the above two equations and $E_{\min} = 1/(p_1 + p_2 - p_1 p_2)$, the correctness of (51) can be verified.

C. Proof of Theorem 7

It remains to prove $\sum_{j=2}^P \varepsilon_j \geq 0$. To ease the analysis, we make use of the following Markov chain \mathcal{M} consisting of $(P + 1)^2$ states, in which (i) state (i, j) , $0 \leq i, j \leq P$, represents the scenario that receivers 1 and 2 have respectively obtained i and j packets; (ii) there is a 1-step transition once at least one receiver obtains a new packet. In the Markov chain, let $p_{ij,i'j'}$ represent the 1-step transition probability from state (i, j) to (i', j') , and q_{ij} denote the total probability to visit state (i, j) among all paths from $(0, 0)$ to (P, P) . Notice that the Markov chain \mathcal{M} defined herein is different from the one modeled at the beginning of Sec. III-C and illustrated in Fig. 2, because it does not involve the number of received packets at the RS in the state description. Observe that for $1 \leq i < P$,

$$q_{ii} = \Pr(T_{i+1,1} > T_{i,2}, T_{i+1,2} > T_{i,1}). \quad (53)$$

For brevity, write

$$Q_0^i = q_{(i-1)(i-1)p_{(i-1)(i-1),ii}}, \quad Q_1^i = \sum_{j=0}^{i-1} q_{ij}, \quad Q_2^i = \sum_{j=0}^{i-1} q_{ji}$$

for $1 \leq i \leq P$ and write

$$\Delta_{ij} = 1 - (1 - p_i)(1 - p_j) = p_i + p_j - p_i p_j$$

for $0 \leq i < j \leq 2$. In this way, for $1 \leq i \leq P$,

$$Q_0^i = \Pr(T_{i,1} = T_{i,2}), \quad Q_1^i = \Pr(T_{i,2} > T_{i,1}), \quad Q_2^i = \Pr(T_{i,1} > T_{i,2}), \quad Q_0^i + Q_1^i + Q_2^i = 1, \quad (54)$$

$$\varepsilon_i = (Q_0^i - \hat{Q}_0^i) \frac{(1-p_1)(1-p_2)(p_1+p_2)}{p_1 p_2 \Delta_{12}} + (\hat{Q}_2^i - Q_2^i) \frac{p_1(1-p_2)}{p_2 \Delta_{12}} + (\hat{Q}_1^i - Q_1^i) \frac{(1-p_1)p_2}{p_1 \Delta_{12}} \quad (55)$$

We next characterize the 1-step transition probability in \mathcal{M} .

For $0 \leq i < P$, by the memoryless property of a geometric distribution, the 1-step transition probability starting from state (i, i) is not affected by the arrival time S_{i+1} of the $(i+1)^{st}$ packet at the RS and thus is invariant of i . Specifically,

$$\begin{aligned} p_{ii,(i+1)(i+1)} &= \frac{p_1 p_2}{\Delta_{12}}, \\ p_{ii,(i+1)i} &= \frac{p_1(1-p_2)}{\Delta_{12}}, \\ p_{ii,i(i+1)} &= \frac{(1-p_1)p_2}{\Delta_{12}}. \end{aligned} \quad (56)$$

For $0 \leq j < i < P$, the 1-step transition probability starting from state (i, j) is affected by the arrival time S_{i+1} of the $(i+1)^{st}$ packet at the RS. Notice that when \mathcal{M} is in state (i, j) , it implies the occurrence of the joint event of $T_{i+1,1} > T_{j,2}$ and $T_{j+1,2} > T_{i,1}$, which will be denoted by A_{ij} . Thus,

$$\begin{aligned} & p_{ij,i(j+1)} \\ &= \Pr(T_{j+1,2} < T_{i+1,1} | A_{ij}) \\ &= \Pr(T_{j+1,2} < T_{i+1,1} | S_{i+1} > T_{i,1}, A_{ij}) \Pr(S_{i+1} > T_{i,1} | A_{ij}) + \\ & \quad \Pr(T_{j+1,2} < T_{i+1,1} | S_{i+1} \leq T_{i,1}, A_{ij}) \Pr(S_{i+1} \leq T_{i,1} | A_{ij}) \\ &= \Pr(T_{j+1,2} < S_{i+1} | S_{i+1} > T_{i,1}, A_{ij}) \Pr(S_{i+1} > T_{i,1} | A_{ij}) + \\ & \quad \Pr(S_{i+1} \leq T_{j+1,2} < T_{i+1,1} | S_{i+1} > T_{i,1}, A_{ij}) \Pr(S_{i+1} > T_{i,1} | A_{ij}) + \\ & \quad \Pr(T_{j+1,2} < T_{i+1,1} | S_{i+1} \leq T_{i,1}, A_{ij}) \Pr(S_{i+1} \leq T_{i,1} | A_{ij}) \\ &= \left(\frac{(1-p_0)p_2}{\Delta_{02}} + \frac{p_0}{\Delta_{02}} \frac{(1-p_1)p_2}{\Delta_{12}} \right) \Pr(S_{i+1} > T_{i,1} | A_{ij}) + \\ & \quad \frac{(1-p_1)p_2}{\Delta_{12}} \Pr(S_{i+1} \leq T_{i,1} | A_{ij}) \\ &= \frac{(1-p_1)p_2}{\Delta_{12}} + \frac{(1-p_0)p_1 p_2}{\Delta_{02} \Delta_{12}} \Pr(S_{i+1} > T_{i,1} | A_{ij}) \\ &= \frac{(1-p_1)p_2}{\Delta_{12}} \left(1 + \frac{p_1}{1-p_1} \alpha_{ij} \right), \end{aligned} \quad (57)$$

$$\begin{aligned}
& p_{ij,(i+1)(j+1)} \\
&= \Pr(T_{j+1,2} = T_{i+1,1} | A_{ij}) \\
&= \Pr(T_{j+1,2} = T_{i+1,1} | S_{i+1} > T_{i,1}, A_{ij}) \Pr(S_{i+1} > T_{i,1} | A_{ij}) + \\
&\quad \Pr(T_{j+1,2} = T_{i+1,1} | S_{i+1} \leq T_{i,1}, A_{ij}) \Pr(S_{i+1} \leq T_{i,1} | A_{ij}) \\
&= \Pr(S_{i+1} \leq T_{j+1,2} = T_{i+1,1} | S_{i+1} > T_{i,1}, A_{ij}) \Pr(S_{i+1} > T_{i,1} | A_{ij}) + \\
&\quad \Pr(T_{j+1,2} = T_{i+1,1} | S_{i+1} \leq T_{i,1}, A_{ij}) \Pr(S_{i+1} \leq T_{i,1} | A_{ij}) \\
&= \frac{p_0}{\Delta_{02}} \frac{p_1 p_2}{\Delta_{12}} \Pr(S_{i+1} > T_{i,1} | A_{ij}) + \frac{p_1 p_2}{\Delta_{12}} \Pr(S_{i+1} \leq T_{i,1} | A_{ij}) \\
&= \frac{p_1 p_2}{\Delta_{12}} - \frac{(1-p_0) p_1 p_2^2}{\Delta_{02} \Delta_{12}} \Pr(S_{i+1} > T_{i,1} | A_{ij}) \\
&= \frac{p_1 p_2}{\Delta_{12}} (1 - p_2 \alpha_{ij}), \tag{58}
\end{aligned}$$

$$\begin{aligned}
& p_{ij,(i+1)j} \\
&= \Pr(T_{j+1,2} > T_{i+1,1} | A_{ij}) \\
&= \Pr(T_{j+1,2} > T_{i+1,1} | S_{i+1} > T_{i,1}, A_{ij}) \Pr(S_{i+1} > T_{i,1} | A_{ij}) + \\
&\quad \Pr(T_{j+1,2} > T_{i+1,1} | S_{i+1} \leq T_{i,1}, A) \Pr(S_{i+1} \leq T_{i,1} | A_{ij}) \\
&= \Pr(S_{i+1} \leq T_{i+1,1} < T_{j+1,2} | S_{i+1} > T_{i,1}, A_{ij}) \Pr(S_{i+1} > T_{i,1} | A_{ij}) + \\
&\quad \Pr(T_{j+1,2} > T_{i+1,1} | S_{i+1} \leq T_{i,1}, A_{ij}) \Pr(S_{i+1} \leq T_{i,1} | A_{ij}) \\
&= \frac{p_0}{\Delta_{02}} \frac{p_1(1-p_2)}{\Delta_{12}} \Pr(S_{i+1} > T_{i,1} | A_{ij}) + \frac{p_1(1-p_2)}{\Delta_{12}} \Pr(S_{i+1} \leq T_{i,1} | A_{ij}) \\
&= \frac{p_1(1-p_2)}{\Delta_{12}} - \frac{(1-p_0) p_1 p_2 (1-p_2)}{\Delta_{02} \Delta_{12}} \Pr(S_{i+1} > T_{i,1} | A_{ij}) \\
&= \frac{p_1(1-p_2)}{\Delta_{12}} (1 - p_2 \alpha_{ij}), \tag{59}
\end{aligned}$$

where α_{ij} is defined as

$$\alpha_{ij} = \begin{cases} \frac{1-p_0}{\Delta_{02}} \Pr(S_{i+1} > T_{i,1} | A_{ij}) & \text{if } i > j \\ \frac{1-p_0}{\Delta_{01}} \Pr(S_{j+1} > T_{j,2} | A_{ij}) & \text{if } i < j \end{cases} \tag{60}$$

Similarly, for $0 \leq i < j \leq P$,

$$\begin{aligned}
p_{ij,(i+1)j} &= \frac{p_1(1-p_2)}{\Delta_{12}} \left(1 + \frac{p_2}{1-p_2} \alpha_{ij}\right), \\
p_{ij,(i+1)(j+1)} &= \frac{p_1 p_2}{\Delta_{12}} (1 - p_1 \alpha_{ij}), \\
p_{ij,i(j+1)} &= \frac{(1-p_1)p_2}{\Delta_{12}} (1 - p_1 \alpha_{ij}).
\end{aligned} \tag{61}$$

For the special case $p_0 = 1$, let $\hat{p}_{ij,i'j'}$, \hat{q}_{ij} and \hat{Q}_j^i respectively represent $p_{ij,i'j'}$, q_{ij} and Q_j^i . Based on the above derivation of 1-step transition probabilities in \mathcal{M} , we obtain the following comparisons. For $0 \leq i < P$,

$$\begin{aligned}
p_{ii,(i+1)i} &= \hat{p}_{ii,(i+1)i}, \\
p_{ii,i(i+1)} &= \hat{p}_{ii,i(i+1)}, \\
p_{ii,(i+1)(i+1)} &= \hat{p}_{ii,(i+1)(i+1)}.
\end{aligned} \tag{62}$$

For $0 \leq j < i < P$,

$$\begin{aligned}
p_{ij,i(j+1)} - \hat{p}_{ij,i(j+1)} &\geq 0, \\
p_{ij,(i+1)(j+1)} - \hat{p}_{ij,(i+1)(j+1)} &\leq 0, \\
p_{ij,(i+1)j} - \hat{p}_{ij,(i+1)j} &\leq 0.
\end{aligned} \tag{63}$$

For $0 \leq i < j < P$,

$$\begin{aligned}
p_{ij,(i+1)j} - \hat{p}_{ij,(i+1)j} &\geq 0, \\
p_{ij,(i+1)(j+1)} - \hat{p}_{ij,(i+1)(j+1)} &\leq 0, \\
p_{ij,i(j+1)} - \hat{p}_{ij,i(j+1)} &\leq 0.
\end{aligned} \tag{64}$$

Assume $2 \leq i \leq P$ and $p_0 < 1$. Eqs. (62)-(64) together imply that there are higher probabilities to visit state (i, i) along the paths from $(0, 0)$ to (P, P) compared with the case $p_0 = 1$, that is,

$$q_{(i-1)(i-1)} > \hat{q}_{(i-1)(i-1)}. \tag{65}$$

Since $p_{(i-1)(i-1),ii} = \hat{p}_{(i-1)(i-1),ii}$,

$$Q_0^i > \hat{Q}_0^i. \tag{66}$$

Since $Q_0^i + Q_1^i + Q_2^i = 1$,

$$\hat{Q}_1^i + \hat{Q}_2^i > Q_1^i + Q_2^i. \tag{67}$$

When $p_1 = p_2$, we have $Q_1^i = Q_2^i$, so (67) implies $\hat{Q}_1^i > Q_1^i$ and $\hat{Q}_2^i > Q_2^i$. Therefore, $\varepsilon_i > 0$ and $\sum_{2 \leq i \leq P} \varepsilon_i > 0$.

Assume $p_1 < p_2$. In this case, $Q_0^i > \hat{Q}_0^i$, $\hat{Q}_2^i > Q_2^i > Q_1^i$, and \hat{Q}_2^i converges to 1 while \hat{Q}_0^i and \hat{Q}_1^i converge to 0 with increasing i (assume P is sufficiently large). For relatively small i , \hat{Q}_1^i is still larger than Q_1^i due to the effect of (63), so we have $\varepsilon_i > 0$. However, with increasing i , $\hat{Q}_1^i < Q_1^i$ will occur because \hat{Q}_1^i decreases faster than Q_1^i , (Q_1^i may or may not converge to 0 depending on whether p_0 is larger than p_1). As a result, for large P , (67) is insufficient to imply $\varepsilon_i > 0$ so that we need further manipulation on the expression of ε_i .

For $1 \leq i < P$, write

$$Q_{10}^i = q_{i(i-1)}p_{i(i-1),ii}, Q_{20}^i = q_{(i-1)i}p_{(i-1)i,ii},$$

and let $\hat{Q}_{10}^i, \hat{Q}_{20}^i$ respectively represent Q_{10}^i, Q_{20}^i for the special case $p_0 = 1$. In terms of Q_{10}^i , we can express Q_1^{i+1} , $1 \leq i < P$, recursively as

$$\begin{aligned} Q_1^{i+1} &= Q_1^i - Q_{10}^i + q_{ii}p_{ii,(i+1)i} \\ &= Q_1^i - Q_{10}^i + q_{ii} \frac{p_1(1-p_2)}{\Delta_{12}} \\ &= Q_1^i - Q_{10}^i + Q_0^{i+1} \frac{1-p_2}{p_2}, \end{aligned} \quad (68)$$

where the last equality holds by (56) and the definition of Q_0^i . Similarly,

$$\begin{aligned} Q_2^{i+1} &= Q_2^i - Q_{20}^i + q_{ii} \frac{(1-p_1)p_2}{\Delta_{12}} \\ &= Q_2^i - Q_{20}^i + Q_0^{i+1} \frac{1-p_1}{p_1}. \end{aligned} \quad (69)$$

By plugging (68) and (69) back to (55), we can deduce the following recursive expression of ε_{i+1} ,

$$\begin{aligned} \varepsilon_{i+1} &= (\hat{Q}_2^i - Q_2^i + Q_{20}^i - \hat{Q}_{20}^i) \frac{p_1(1-p_2)}{p_2\Delta_{12}} + (\hat{Q}_1^i - Q_1^i + Q_{10}^i - \hat{Q}_{10}^i) \frac{(1-p_1)p_2}{p_1\Delta_{12}} \\ &= \varepsilon_i + (Q_{20}^i - \hat{Q}_{20}^i) \frac{p_1(1-p_2)}{p_2\Delta_{12}} + (Q_{10}^i - \hat{Q}_{10}^i) \frac{(1-p_1)p_2}{p_1\Delta_{12}} - (Q_0^i - \hat{Q}_0^i) \frac{(1-p_1)(1-p_2)(p_1+p_2)}{p_1p_2\Delta_{12}}, \end{aligned}$$

where C_1^i, C_2^i respectively denote

$$\begin{aligned} C_1^i &= Q_{10}^i - Q_0^i \frac{1-p_2}{p_2} = Q_{10}^i - q_{(i-1)(i-1)} \frac{p_1(1-p_2)}{\Delta_{12}}, \\ C_2^i &= Q_{20}^i - Q_0^i \frac{1-p_1}{p_1} = Q_{20}^i - q_{(i-1)(i-1)} \frac{(1-p_1)p_2}{\Delta_{12}}. \end{aligned}$$

In this way, for $1 \leq i < P$, we have

$$\varepsilon_{i+1} = \varepsilon_i + (C_1^i - \hat{C}_1^i) \frac{(1-p_1)p_2}{p_1\Delta_{12}} + (C_2^i - \hat{C}_2^i) \frac{p_1(1-p_2)}{p_2\Delta_{12}}, \quad (70)$$

where \hat{C}_1^i and \hat{C}_2^i respectively refer to C_1^i and C_2^i in the case of $p_0 = 1$. Because

$$C_1^i + C_2^i = Q_{10}^i + Q_{20}^i - q_{(i-1)(i-1)} \frac{p_1 + p_2 - 2p_1p_2}{\Delta_{12}} = q_{ii} - q_{(i-1)(i-1)}, \quad (71)$$

$$\varepsilon_{i+1} = (q_{ii} - \hat{q}_{ii}) \frac{p_1(1-p_2)}{p_2\Delta_{12}} + \sum_{j=1}^i (C_1^j - \hat{C}_1^j) \left(\frac{1}{p_1} - \frac{1}{p_2} \right).$$

When $p_0 = 1$ or $p_1 = p_2 = 1$, $q_{ii} = \hat{q}_{ii}$ and $C_1^j = \hat{C}_1^j$, so that $\varepsilon_{i+1} = 0$ for all $1 \leq i < P$.

Assume $p_0, p_1, p_2 \neq 1$. Based on (57) and (61), we have

$$q_{11} - \hat{q}_{11} = \frac{p_1p_2(1-p_1)(1-p_2)}{\Delta_{12}^2} \left(\frac{p_1}{1-p_1} \alpha_{01} + \frac{p_2}{1-p_2} \alpha_{10} \right) > 0,$$

$$C_1^1 - \hat{C}_1^1 = Q_{10}^1 - \hat{Q}_{10}^1 = \frac{p_1p_2(1-p_1)(1-p_2)}{\Delta_{12}^2} \frac{p_2}{1-p_2} \alpha_{10} > 0,$$

so that $\varepsilon_2 > 0$. With increasing i , both q_{ii} and \hat{q}_{ii} decrease and $q_{ii} - \hat{q}_{ii}$ converges to a nonnegative constant value (assume P is sufficiently large). We can then deduce, based on (71), that both C_1^j and C_2^j converge to zero with increasing i too. As a result, even if $C_1^i - \hat{C}_1^i < 0$ is possible to occur, $|C_1^i - \hat{C}_1^i|$ is negligible compared with $\sum_{j=1}^i (q_{jj} - \hat{q}_{jj}) > 0$. We can now assert $\sum_{j=2}^P \varepsilon_j > 0$.

REFERENCES

- [1] R. Su, Q. T. Sun and Z. Zhang, "On the delay of random linear network coding in full-duplex relay networks," *IEEE ISIT*, 2021.
- [2] Z. Zhang, X. Chai, K. Long, A. V. Vasilakos and L. Hanzo, "Full duplex techniques for 5G networks: self-interference cancellation, protocol design, and relay selection," *IEEE Commun. Mag.*, vol. 53, no. 5, 2015.
- [3] Z. Zhang, K. Long, A. V. Vasilakos and L. Hanzo, "Full-duplex wireless communications: challenges, solutions, and future research directions," *Proc. IEEE*, vol. 104, no. 7, 2016.
- [4] G. Liu, F. R. Yu, H. Ji, V. C. M. Leung and X. Li, "In-band full-duplex relaying: a survey, research issues and challenges," *IEEE Commun. Surv.*, vol. 17, no. 2, 2015.
- [5] T. Ho, M. Médard, R. Koetter, D. R. Karger, M. Effros, J. Shi and B. Leong, "A random linear network coding approach to multicast," *IEEE Trans. Inf. Theory*, vol. 52, no. 10, 2006.
- [6] B. Nazer and M. Gastpar, "Reliable physical layer network coding," *Proc. IEEE*, vol. 99, no. 3, 2011.
- [7] A. Eryilmaz, A. Ozdaglar, M. Medard and E. Ahmed, "On the delay and throughput gains of coding in unreliable networks," *IEEE Trans. Inf. Theory*, vol. 54, no. 12, 2008.
- [8] E. Tsimbaló, A. Tassi and R. J. Piechocki, "Reliability of multicast under random linear network coding," *IEEE Trans. Commu.*, vol. 66, no. 6, 2018.

- [9] R. Su, Q. T. Sun and Z. Zhang, "Delay-complexity trade-off of random linear network coding in wireless broadcast," *IEEE Trans. Commun.*, vol. 68, no. 9, 2020.
- [10] M. Yu and P. Sadeghi, "Approximating throughput and packet decoding delay in linear network coded wireless broadcast," *IEEE ITW*, 2018.
- [11] I. Chatzigeorgious and A. Tassi, "Decoding delay performance of random linear network coding for broadcast," *IEEE Trans. Veh. Technol.*, vol. 66, no. 8, 2017.
- [12] B. T. Swapna, A. Eryilmaz, and N. B. Shroff, "Throughput-delay analysis of random linear network coding for wireless broadcasting," *IEEE Trans. Inf. Theory*, vol. 59, no. 10, 2013.
- [13] E. Skevakis and I. Lambadaris, "Decoding and file transfer delay balancing in network coding broadcast," *IEEE ICC*, 2016.
- [14] D. E. Lucani, M. Medard and M. Stojanovic, "On coding for delay — network coding for time-division duplexing," *IEEE Trans. Inf. Theory*, vol. 58, no. 4, 2012.
- [15] L. Wang, Y. Yang and W. Zhao, "Network coding-based multipath routing for energy efficiency in wireless sensor networks," *EURASIP J. WIREL. COMM.*, vol. 2012, 2012.
- [16] J. Huang, H. Gharavi, H. Yan and C. Xing, "Network coding in relay-based device-to-device communications," *IEEE Netw.*, vol. 31, no. 4, 2017.
- [17] S. Chiochan and E. Hossain, "Wireless fountain coding with IEEE 802.11E block ACK for media streaming in wireline-cum-Wifi networks: a performance study," *IEEE Trans. on Mob. Comput.*, vol. 10, no. 10, 2011.
- [18] Y. Zhang, M. Xiao, S. Han, M. Skoglund and W. Meng, "On precoding and energy efficiency of full-duplex millimeter-wave relays," *IEEE Trans. Wirel. Commun.*, vol. 18, no. 3, 2019.
- [19] S. Han, Y. Zhang, W. Meng and H. Chen, "Self-interference-cancellation-based SLNR precoding design for full-duplex relay-assisted system," *IEEE Trans. Veh. Technol.*, vol. 67, no. 9, 2018.
- [20] H. Zhu, B. Smida and D. J. Love, "An efficient network-coded ARQ scheme for two-way wireless communication with full-duplex relaying," *IEEE Access*, vol. 7, 2019.
- [21] C. Chen, Z. Meng, S. J. Baek, X. Yu, C. Li and R. Yin, "Low-complexity coded transmission without CSI for full-duplex relay networks," *IEEE GLOBECOM*, 2020.
- [22] P. Sadeghi, R. Shams and Danail Traskov, "An optimal adaptive network coding scheme for minimizing decoding delay in broadcast erasure channels," *EURASIP J. Wireless Commun. and Netw.*, vol. 2010, 2010.
- [23] S. Sorour and S. Valaee, "Completion delay minimization for instantly decodable network codes," *IEEE/ACM Trans. Netw.*, vol. 23, no. 5, 2015.
- [24] S. M. Ross, *Introduction to Probability Models*, Academic Press, 11th ed., 2014.
- [25] J. Heide, M. V. Pedersen, F. H. P. Fitzek and M. Medard, "On code parameters and coding vector representation for practical RLNC," *IEEE ICC*, 2011.
- [26] J. Heide and D. Lucani, "Composite extension finite fields for low overhead network coding: telescopic codes," *IEEE ICC*, 2015.
- [27] D. E. Lucani, M. V. Pedersen, D. Ruano, C. W. Sørensen, F. H. P. Fitzek, J. Heide, O. Geil, V. Nguyen and M. Reisslein, "Fulcrum: flexible network coding for heterogeneous devices," *IEEE Access*, vol. 6, 2018.
- [28] N. J. A. Sloane. *The On-Line Encyclopedia of Integer Sequence*. Accessed: 22nd, Jan. 2021[Online]. Available: <https://oeis.org/A088617>.
- [29] T. K. Petersen, *Eulerian Numbers*, Birkhäuser Basel, 1st ed., 2015.
- [30] H. Tang, Q. T. Sun, Z. Li, X. Yang and K. Long, "Circular-shift linear network coding," *IEEE Trans. Inf. Theory*, vol. 65, no. 1, 2019.