

RF Signal Transformation and Classification using Deep Neural Networks

Umar Khalid, Nazmul Karim, and Nazanin Rahnavard

Department of Electrical and Computer Engineering, University of Central Florida, Orlando, USA

ABSTRACT

Deep neural networks (DNNs) designed for computer vision and natural language processing tasks cannot be directly applied to the radio frequency (RF) datasets. To address this challenge, we propose to convert the raw RF data to data types that are suitable for off-the-shelf DNNs by introducing a convolutional transform technique. In addition, we propose a simple 5-layer convolutional neural network architecture (CONV-5) that can operate with raw RF I/Q data without any transformation. Further, we put forward an RF dataset, referred to as RF1024, to facilitate the future RF research. RF1024 consists of 8 different RF modulation classes with each class having 1000/200 training/test samples. Each sample of the RF1024 dataset contains 1024 complex I/Q values. Lastly, the experiments are performed on the RadioML2016 and RF1024 datasets to demonstrate the improved classification performance.

Keywords: Modulation Recognition, RF-Signal Classification, Convolutional Transform, Short-time Fourier Transform (STFT)

1. INTRODUCTION

Traditionally, modulation recognition and radio signal classification have been accomplished by specialized signal processing based feature extractors, which employ either statistical-learned or analytically-derived decision boundaries.^{1,2} In recent years, however, deep learning has emerged as a robust feature extraction technique with wide-ranging applications from computer vision to natural language processing and has replaced the previously popular feature extraction methods such as scale-invariant feature transform (SIFT).³⁻⁵

Researchers have also studied the feasibility of the deep neural networks (DNNs) in the realm of modulation recognition.⁶⁻¹⁰ It has been reported that deep learning models can be applied to the radio frequency (RF) modulation classification task similar to their applications for image or action classification. It has been further studied that DNNs are more accurate and sensitive when used as signal identifiers as compared to the established conventional signal processing approaches. Therefore, DNNs, especially convolutional neural networks (CNNs), are being widely explored for the RF modulation classification, which is a critical task in the field of wireless communication.

However, CNNs are generally proposed for image and computer vision tasks. For example, CNNs designed for ImageNet¹¹ or CIFAR¹² datasets cannot be directly applied to the RF dataset. To address this issue, we propose a *convolutional transform* method that converts the I/Q signal into an output of size $2 \times W \times W$, where $W \in \{128, 256, 1024\}$, depending on the data used for experimentation. This paper further investigates the Short-Time Fourier Transform (STFT)^{13,14} to obtain the time-frequency image of the RF signal of size $2 \times W \times W$, where $W \in \{28, 224\}$. Another contribution of this work is the collection of a real dataset, referred to as RF1024, for 8 RF modulation classes. Lastly, this work also proposes a simple 5-layer CNN (CONV-5) architecture for the I/Q data input by substantially reducing the number of parameters as compared to the more deeper and sophisticated models. To compare the effectiveness of the proposed method, experiments are performed on the RF1024 dataset and the publicly available synthetic RadioML2016 dataset.¹⁵

Further author information: (Send correspondence to Umar Khalid)

Umar Khalid.: E-mail: umarkhalid@knights.ucf.edu

Code and RF1024 Dataset are available at https://github.com/UmarKhalidcs/RF_Classification

In our experiments, we have shown that by using the proposed transformations, the RF modulation recognition performance can be significantly improved. We show that the classification accuracy for the RF1024 dataset is nearly 99 % provided that SOTA CNN models such as ResNet18¹⁶ and VGG16¹⁷ are used.

Furthermore, the performance of the proposed 5-layer CNN (CONV-5) architecture for the raw I/Q input is shown to be comparable to the other proposed models in the literature. To compare the effectiveness of the proposed method, experiments are performed on both RF1024 and RadioML2016 datasets.

The rest of the paper is organized as follows. Section 2 discusses the related work. Section 3 presents the proposed deep learning architecture and transformation techniques. Experimental results are presented in Section 4 and Section 5 concludes the paper.

2. RELATED WORK

As the security and safety of wireless communication systems have gained paramount importance in recent years,^{18–20} researchers have started exploring DNNs to design robust RF recognition systems.^{7–10} Traditionally, RF identification methods are mainly based on RF fingerprint extraction and signal sampling.^{21,22} Such traditional methods first employ a feature extraction method. Next, those extracted features are used as standard impressions to identify the type of the signal.^{1,2} However, recent studies have suggested that traditional modulation recognition methods are not robust and tend to fail in low signal-to-noise (SNR) scenarios.¹⁹

Moreover, such conventional techniques require preset computational formulation. Provided that such methods are based on preset specific formulas, the recognition is biased based on the pre-defined strategy. Machine learning has addressed the shortcomings of such orthodox methods and has found wide ranging applications in the domain of wireless communication.^{19,23} Inspired by their success in computer vision and natural language processing (NLP),^{24,25} DNNs are recently being extensively studied in the realm of RF signal processing.

Contrary to traditional RF recognition systems, DNN-based modulation recognition models have proven to improve the RF signal identification in dynamic spectrum environment.^{6,8,9,19}

Therefore, more recently, DNNs have also been employed in complex spectrum settings by applying the sophisticated computer vision techniques on the RF data. Authors in²⁶ studied the spectrum data augmentation by generative adversarial networks (GANs).^{27,28} explored the channel estimation using feed forward neural networks (FNNs) and¹⁹ studied the RF signal classification in dynamic spectrum environments using CNNs. RF modulation classification and RF fingerprint recognition have been recently explored^{29,30} as well. The goal of modulation classification is to identify and classify a given RF signal to a known modulation type whereas RF fingerprint recognition is a method to identify the annunciator or the transmitting circuit. Authors in^{23,31} further evaluated the performance of modulation classification with over-the-air measurements of RF signals. Moreover,¹⁹ demonstrates how the performance in real-world systems varies by introducing a variety of interference in the real-world RF settings. Inspired by these studies, we have proposed a CNN-based RF signal classifier that incorporates raw I/Q signal input. We have further introduced a convolutional transform approach to modify the input in a form that could help train the SOTA DNN models such as ResNet¹⁶ and VGG-16.¹⁷

3. CONVOLUTIONAL TRANSFORM AND CNN ARCHITECTURE

Suppose that signals are transmitted from a transmitter and our aim is to determine the modulation type of the transmitted signals using a receiver with N_r antennas. If \mathbf{X} is the transmitted signal, the received baseband signal \mathbf{S} is given as:

$$\mathbf{S} = \mathbf{Z}\mathbf{X} + \mathbf{n}, \quad (1)$$

where \mathbf{Z} is a complex vector with dimension $N_r \times 1$ and \mathbf{n} denotes the Gaussian noise. In one observation interval, each antenna yields N signal samples. Hence, $1 \times N$ vector is formed with complex values that can be decomposed into matrix M with dimensions $2 \times N$. The first row of M corresponds to the in-phase (\mathbf{I}) component, while the second row of M contains the quadrature (\mathbf{Q}) component. The matrix M , and its corresponding label which identifies the modulation type forms one training sample.

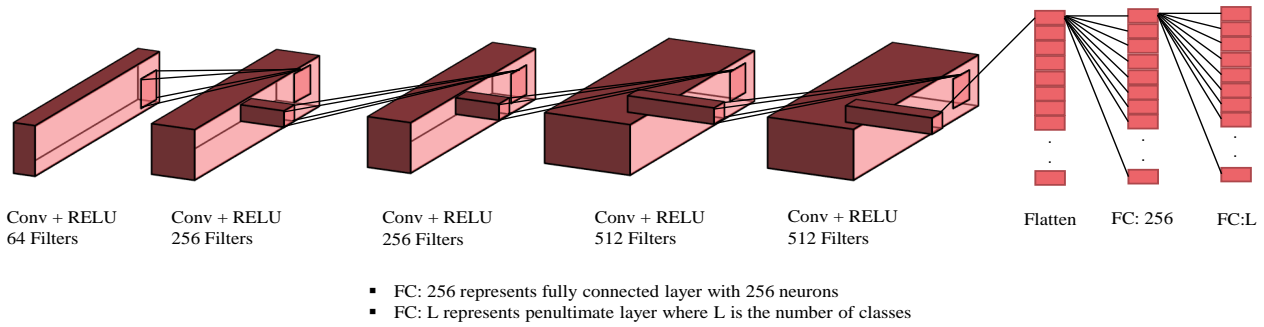


Figure 1. Proposed CONV-5 architecture. Here, Kernel Size =3, Stride=1 and Padding=1 for all 5 convolution layers.

Next, we will formulate the optimization problem for supervised training of a DNN network. The supervised optimization of the parameters θ of a neural network can be achieved by reducing the cost function $J(\theta)$ using the training samples. The cost function for CNN training can be written as:

$$J(\theta) = \mathbb{E}_{(x_i, y_i)} L(f(x_i; \theta), y_i), \quad (2)$$

where x_i is the i^{th} training sample and y_i is the corresponding label of the i^{th} training sample. f represents the DNN, L is the cross-entropy loss, and \mathbb{E} is the expectation over the training data distribution.

Next, we propose a simpler CNN architecture (CONV-5) as shown in Fig. 1, which is custom-made for RF data with raw I/Q values. The proposed model has been carefully designed to take I/Q data as input, as opposed to vanilla ResNet or VGG models that cannot support such raw RF data. This is because the dimensions of the RF signals is not the same as those of the images. As compared to other studies in RF signal classification, our model is much simpler with less number of parameters and gives comparable performance. The CONV-5 shown in Fig. 1 can be trained similar to any other CNN architecture using cross-entropy loss function for signal classification.

Alternatively, to enhance the classification performance by using well-known off-the-shelf CNN models, mainly designed for computer vision tasks, we need to first apply some transformation on the raw I/Q data before feeding it to the CNN. We have proposed two transformation techniques that can be used to convert I/Q signal dimensions such that the dimensions of the transformed data matches that of images.

First, the steps involved in the convolutional transform (CT) are listed below:

- Input shape: (1,2,1024)
- Convolutional layer with 256 filters with kernel size of (3,3), padding=1 and stride =1
- Axis swipe 1 \Rightarrow 2
- 2D MaxPooling layer with size (1,4)

Dimensions used above are based on RF1024 dataset, where the input size is 2×1024 and the transformed output generated will be of size $2 \times 256 \times 256$. In the case of RadioML2016 dataset, the input dimension is 2×128 . So, the convolutional layer in the convolutional transform above will have 32 filters and the final transformed output will be $2 \times 32 \times 32$, similar to the CIFAR dataset in computer vision.

Second, we have also explored the signal-processing-based transformation technique which is short-time Fourier transform (STFT). STFT can also help to fully expose the time-frequency properties of the RF signal. To implement STFT, the given RF signal is converted from a time-domain format to the time-frequency format to obtain the signal spectrum of the given RF sample. STFT not only reflects the features of the signal in the frequency domain, but also highlights the frequency domain variations over time that can help the CNN to do better feature learning in the supervised setting. STFT of a given signal is given as:

$$\text{STFT}\{x(t)\}(\tau, f) = X(\tau, f) = \int_{-\infty}^{\infty} x(t)w(t - \tau)e^{-j2\pi ft} dt \quad (3)$$

where $w(\tau)$ is the window function which in our study is Hann window, $x(t)$ is the signal to be transformed, and f represents the frequency. For RF1024, using the window size of 128 and overlap of 112, STFT module gives a transformed output of size $2 \times 256 \times 256$.

As mentioned in the above section, one of the contributions of this work is the preparation of RF1024 dataset comprising of 8 modulation classes including QAM, FSK, FM, GSMK, OFDM, 4-FSK, 4-PSK and QPSK. An I/Q constellation diagram belonging to the modulation class FM is shown in Fig. 2. Next, we will evaluate the performance of the proposed architecture and transformation techniques on the prepared dataset, RF1024, and publicly available dataset, RadioML2016.

4. EXPERIMENTS

In this section, we evaluate our proposed method through extensive experimentation on different datasets and multiple architectures. Next, we will discuss the datasets, CNN architectures and experimental details in details.

4.1 Datasets

To conduct our experiments, we use RF1024 and RadioML2016 datasets.¹⁵ In RadioML dataset, each sample consists of 128 complex valued data points, while in RF1024, each sample contains 1024 complex valued data points. Each data point has a real and an imaginary component. RadioML dataset contains 11 modulation classes which are: QPSK, 8PSK, QAM16, QAM64, CPFSK, GFSK, PAM4, WBFM, AM-SSB, BPSK and AM-DSB. To prepare RadioML2016 dataset, the data has been collected over a wide range of SNRs ranging from -20 dB to 18 dB. The introduced RF1024 consists of 8 modulations categories listed as: QAM, FSK, FM, GSMK, OFDM, 4-FSK, 4-PSK and QPSK with each class having 1000/200 training/test samples. Each sample of the RF1024 dataset contains 1024 complex I/Q values.

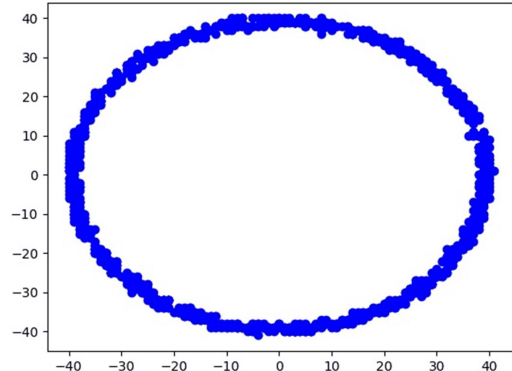


Figure 2. The constellations of raw I/Q values of the FM signal sample.

Table 1. CNN classifier accuracy (averaged over all signal types). Here, C5 represent CONV-5, RN18-ST represents ResNet-18 with STFT and RN18-CT represents ResNet-18 with convolutional transform.

SNR (dB)	Accuracy (%)				SNR (dB)	Accuracy (%)					
	VT ⁹	CLD ⁸	C5	RN18-ST/RN18-CT		VT ⁹	CLD ⁸	C5	RN18-ST/RN18-CT		
-20	9.5	9.6	10.3	11.2	10.5	0	70.4	81.2	82.5	83.4	88.4
-18	9.1	10.8	11.1	11.3	10.3	2	70.8	83.9	85.0	84.2	89.6
-16	10.0	10.6	11.9	12.3	11.2	4	72.2	84.2	85.8	84.9	89.4
-14	10.4	14.0	15.1	15.5	14.9	6	72.7	84.5	86.3	84.8	90.0
-12	15.0	21.5	18.2	22.2	19.8	8	71.7	84.7	85.9	85.1	89.7
-10	22.7	31.5	28.8	32.5	28.1	10	73.2	85.0	87.1	85.2	90.6
-8	34.8	45.3	43.5	47.0	42.4	12	72.3	85.0	85.5	85.5	90.9
-6	49.3	63.4	58.3	63.5	62.1	14	72.9	85.1	84.7	85.5	90.2
-4	58.9	71.2	72.1	72.5	75.7	16	72.5	85.2	84.8	85.5	90.5
-2	64.9	78.1	78.9	81.3	84.7	18	72.3	85.2	84.8	85.6	90.2

4.2 Architecture

The results reported are based on the proposed CONV-5 architecture. Moreover, ResNet-18 is used to evaluate performance with the proposed transformation techniques.

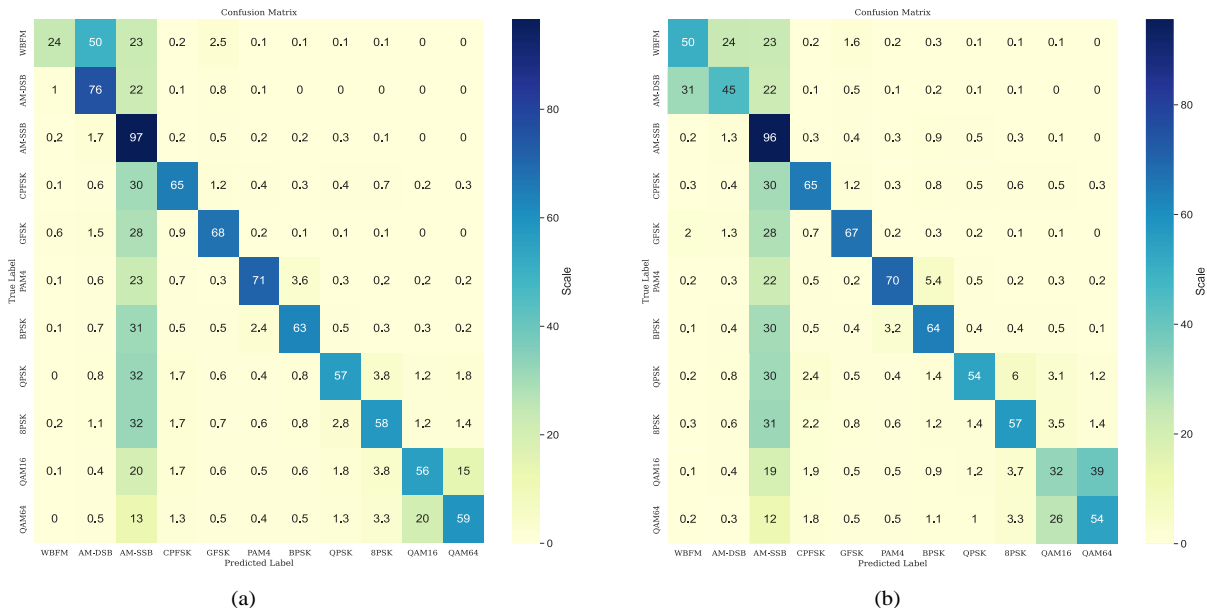


Figure 3. Confusion matrices on test set of RadioML2016 dataset. All values are rounded off to display two digits. (a) Confusion matrix obtained by evaluating ResNet-18 on RadioML-2016 test dataset. (b) Confusion matrix obtained by evaluating CONV-5 on RadioML2016 test dataset.

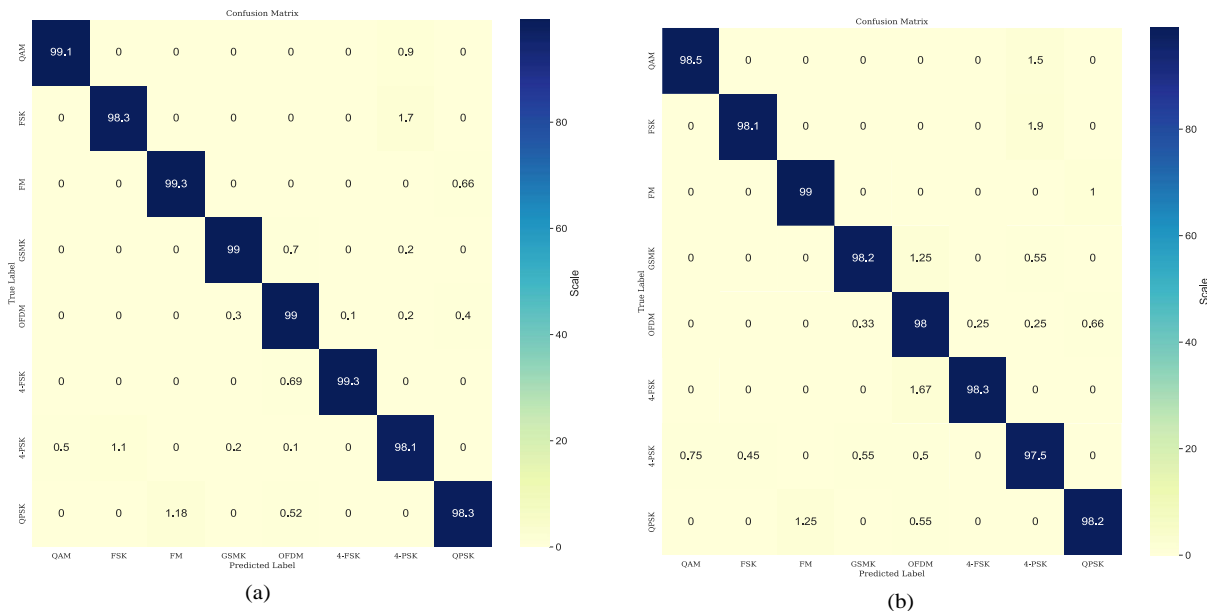


Figure 4. Confusion matrices on test set of RF1024 dataset. All values are rounded off to display three digits. (a) Confusion matrix obtained by evaluating ResNet-18 on RF1024 test dataset. (b) Confusion matrix obtained by evaluating CONV-5 on RF1024 test dataset.

4.3 Results

To evaluate the proposed architecture and transformations, we train the model for 10 epochs with learning rate 0.1 in all our experiments and the model with the minimum loss on the test set is then used for inference.

First, CONV-5 is evaluated on RadioML2016. The comparison with other proposed modulation classification architectures has been provided in Table 1. CONV-5 achieves similar performance as compared to the methods 8,9 designed for raw I/Q input with less number of model parameters. Trainable parameters of Conv-5 are

5067019. Moreover, the results of ResNet-18 with STFT and convolutional transform has also been shown in Table 1. In case of RadioML2016 dataset, the performance of CT is better in high SNR settings while STFT has slightly better performance in low SNR scenarios.

The confusion matrix for ResNet-18 while testing on the test set by incorporating all 11 classes of the RadioML2016 and 8 classes of RF1024 dataset has been shown in Fig. 3. In addition, the confusion matrix generated by evaluating CONV-5 on test set has been shown in Fig. 4.

5. CONCLUSION

This paper investigates the utility of transformations such as convolutional transform and short-time Fourier transform on the RF data. This work establishes that convolutional transform is an effective technique to utilize the architectural design of SOTA vanilla CNN model on RF modulation recognition task. ResNet-18 with convolutional transform outperforms the CNN based architectures proposed in earlier study for RF signal identification. Hence, this work established the off-the-shelf CNN models yield better modulation recognition performance provided that RF data is appropriately transformed.

6. ACKNOWLEDGMENTS

This work is supported by Leonardo DRS.

REFERENCES

- [1] Headley, W. C. and da Silva, C. R., “Asynchronous classification of digital amplitude-phase modulated signals in flat-fading channels,” *IEEE Transactions on Communications* **59**(1), 7–12 (2010).
- [2] Dobre, O. A., Abdi, A., Bar-Ness, Y., and Su, W., “Survey of automatic modulation classification techniques: classical approaches and new trends,” *IET communications* **1**(2), 137–156 (2007).
- [3] Hertel, L., Barth, E., Käster, T., and Martinetz, T., “Deep convolutional neural networks as generic feature extractors,” in [2015 *International Joint Conference on Neural Networks (IJCNN)*], 1–4, IEEE (2015).
- [4] Kamper, H., Elsner, M., Jansen, A., and Goldwater, S., “Unsupervised neural network based feature extraction using weak top-down constraints,” in [2015 *IEEE International Conference on Acoustics, Speech and Signal Processing (ICASSP)*], 5818–5822, IEEE (2015).
- [5] Iqbal, M. Z., Ghafoor, A., Siddiqui, A. M., Riaz, M. M., and Khalid, U., “Dual-tree complex wavelet transform and svd based medical image resolution enhancement,” *Signal Processing* **105**, 430–437 (2014).
- [6] Zhou, R., Liu, F., and Gravelle, C. W., “Deep learning for modulation recognition: A survey with a demonstration,” *IEEE Access* **8**, 67366–67376 (2020).
- [7] Li, R., Li, L., Yang, S., and Li, S., “Robust automated vhf modulation recognition based on deep convolutional neural networks,” *IEEE Communications Letters* **22**(5), 946–949 (2018).
- [8] West, N. E. and O’Shea, T., “Deep architectures for modulation recognition,” in [2017 *IEEE International Symposium on Dynamic Spectrum Access Networks (DySPAN)*], 1–6, IEEE (2017).
- [9] O’Shea, T. J., Corgan, J., and Clancy, T. C., “Convolutional radio modulation recognition networks,” in [2016 *International conference on engineering applications of neural networks*], 213–226, Springer (2016).
- [10] Zeng, Y., Zhang, M., Han, F., Gong, Y., and Zhang, J., “Spectrum analysis and convolutional neural network for automatic modulation recognition,” *IEEE Wireless Communications Letters* **8**(3), 929–932 (2019).
- [11] Deng, J., Dong, W., Socher, R., Li, L.-J., Li, K., and Fei-Fei, L., “Imagenet: A large-scale hierarchical image database,” in [2009 *IEEE conference on computer vision and pattern recognition*], 248–255, Ieee (2009).
- [12] Krizhevsky, A., Hinton, G., et al., “Learning multiple layers of features from tiny images,” (2009).
- [13] Nawab, S., Quatieri, T., and Lim, J., “Signal reconstruction from short-time fourier transform magnitude,” *IEEE Transactions on Acoustics, Speech, and Signal Processing* **31**(4), 986–998 (1983).
- [14] Durak, L. and Arikan, O., “Short-time fourier transform: two fundamental properties and an optimal implementation,” *IEEE Transactions on Signal Processing* **51**(5), 1231–1242 (2003).
- [15] O’Shea, T. J. and West, N., “Radio machine learning dataset generation with gnu radio,” *Proceedings of the 6th GNU Radio Conference* (2016).

- [16] He, K., Zhang, X., Ren, S., and Sun, J., “Identity mappings in deep residual networks,” in [*European conference on computer vision*], 630–645, Springer (2016).
- [17] Simonyan, K. and Zisserman, A., “Very deep convolutional networks for large-scale image recognition,” in [*International Conference on Learning Representations*], (2015).
- [18] Lin, Y., Zhao, H., Tu, Y., Mao, S., and Dou, Z., “Threats of adversarial attacks in dnn-based modulation recognition,” in [*IEEE INFOCOM 2020-IEEE Conference on Computer Communications*], 2469–2478, IEEE (2020).
- [19] Shi, Y., Davaslioglu, K., Sagduyu, Y. E., Headley, W. C., Fowler, M., and Green, G., “Deep learning for rf signal classification in unknown and dynamic spectrum environments,” in [*2019 IEEE International Symposium on Dynamic Spectrum Access Networks (DySPAN)*], 1–10, IEEE (2019).
- [20] Shi, Y., Davaslioglu, K., and Sagduyu, Y. E., “Generative adversarial network for wireless signal spoofing,” in [*Proceedings of the ACM Workshop on Wireless Security and Machine Learning*], 55–60 (2019).
- [21] Xu, J. L., Su, W., and Zhou, M., “Likelihood-ratio approaches to automatic modulation classification,” *IEEE Transactions on Systems, Man, and Cybernetics, Part C (Applications and Reviews)* **41**(4), 455–469 (2010).
- [22] Grimaldi, D., Rapuano, S., and De Vito, L., “An automatic digital modulation classifier for measurement on telecommunication networks,” *IEEE Transactions on Instrumentation and Measurement* **56**(5), 1711–1720 (2007).
- [23] Kim, B., Sagduyu, Y. E., Davaslioglu, K., Erpek, T., and Ulukus, S., “Over-the-air adversarial attacks on deep learning based modulation classifier over wireless channels,” in [*2020 54th Annual Conference on Information Sciences and Systems (CISS)*], 1–6, IEEE (2020).
- [24] Esmaeili, A., Joneidi, M., Salimitari, M., Khalid, U., and Rahnavard, N., “Two-way spectrum pursuit for cur decomposition and its application in joint column/row subset selection,” in [*2021 IEEE 31st International Workshop on Machine Learning for Signal Processing (MLSP)*], 1–6 (2021).
- [25] Zafar, A. and Khalid, U., “Detect-and-describe: Joint learning framework for detection and description of objects,” in [*MATEC Web of Conferences*], **277**, 02028, EDP Sciences (2019).
- [26] Patel, M., Wang, X., and Mao, S., “Data augmentation with conditional gan for automatic modulation classification,” in [*Proceedings of the 2nd ACM Workshop on Wireless Security and Machine Learning*], 31–36 (2020).
- [27] Vashist, H., Pathak, A., Kaur, A., Sharma, S., Sharma, A., and Jangir, M., “Simulation and modeling of fading channel and improvement of channel estimation using artificial neural network,” *International Journal of Innovative Technology and Exploring Engineering* **1** (2012).
- [28] Seyman, M. N. and Taspinar, N., “Channel estimation based on neural network in space time block coded mimo-ofdm system,” *Digital Signal Processing* **23**(1), 275–280 (2013).
- [29] Zong, L., Xu, C., and Yuan, H., “A rf fingerprint recognition method based on deeply convolutional neural network,” in [*2020 IEEE 5th Information Technology and Mechatronics Engineering Conference (ITOEC)*], 1778–1781, IEEE (2020).
- [30] Tang, C., Yan, T., and An, Y., “Radio frequency fingerprint recognition based on deep learning,” in [*2021 International Conference on Intelligent Transportation, Big Data & Smart City (ICITBS)*], 708–711, IEEE (2021).
- [31] Xu, T. and Darwazeh, I., “Deep learning for over-the-air non-orthogonal signal classification,” in [*2020 IEEE 91st Vehicular Technology Conference (VTC2020-Spring)*], 1–5, IEEE (2020).