

Angular momentum transfer via relativistic spin-lattice coupling from first principles.

Sergiy Mankovsky,¹ Svitlana Polesya,¹ Hannah Lange,¹ Markus Weißenhofer,² Ulrich Nowak,² and Hubert Ebert¹

¹*Department of Chemistry/Phys. Chemistry, LMU Munich,
Butenandtstrasse 11, D-81377 Munich, Germany*

²*Department of Physics, University of Konstanz, DE-78457 Konstanz, Germany*

(Dated: March 31, 2022)

The transfer and control of angular momentum is a key aspect for spintronic applications. Only recently, it was shown that it is possible to transfer angular momentum from the spin system to the lattice on ultrashort time scales. In an attempt to contribute to the understanding of angular momentum transfer between spin and lattice degrees of freedom we present a scheme to calculate fully-relativistic spin-lattice coupling parameters from first-principles. By treating changes in the spin configuration and atomic positions at the same level, closed expressions for the atomic spin-lattice coupling parameters can be derived in a coherent manner up to any order. Analyzing the properties of these parameters, in particular their dependence on spin-orbit coupling, we find that even in bcc Fe the leading term for the angular momentum exchange between the spin system and the lattice is a Dzyaloshinskii-Moriya-type interaction, which is due to the symmetry breaking distortion of the lattice.

PACS numbers: 71.15.-m, 71.55.Ak, 75.30.Ds

Spintronics is an emerging field aiming for the development of future nanoelectronic devices. A key aspect is the transport and control of angular momentum [1]. While the focus has long been on spin-polarized electrons to carry the angular momentum, newer lines of research include the magnonic spin as angular momentum carrier, opening perspectives for insulator spintronics. Understanding the flow of angular momentum is also vital for the progress of ultrafast magnetization switching. In certain ferrimagnets, a single laser pulse can switch the magnetization orientation on a sub-picosecond time scale [2], due to the exchange of spin angular momentum between the two magnetic sublattices [3, 4]. However, recent work on ultrafast demagnetization in ferromagnets has demonstrated that angular momentum can also be transferred from the spin system to the lattice on similar time scales [5]. In the lattice, the spin angular momentum is absorbed in terms of phonons carrying the angular momentum till — on larger times scales — the macroscopic Einstein-deHaas effect sets in [6]. These findings add another piece to the mysteries of spintronics and ultrafast phenomena, namely the understanding of the microscopic mechanisms that transfer angular momentum between the spin system and the lattice.

The calculation of spin-lattice coupling terms, including the exchange of angular momentum between spins and lattice degrees of freedom, is only at its beginning [7–10]. The development of new tools for the quantitative calculation of spin lattice dynamics — so-called molecular-spin dynamics simulations [11–15] — is delayed by the fact that a systematic derivation of proper spin-lattice parameters is still missing. For a pure spin model the calculation of exchange coupling parameters J_{ij} of the Heisenberg Hamiltonian on a first-principles level by means of the so-called Lichtenstein formula [16] is now a well established approach to supply the necessary

input for Monte Carlo [17] as well as spin-dynamics simulations [18, 19]. Corresponding extensions of this computational scheme are now available to account for the full tensorial form of the interaction parameters [20, 21] as well as their extension to a multi-site formulation [22].

Including the lattice degrees of freedom is much more challenging. A practical scheme to calculate microscopic spin-lattice coupling (SLC) parameters quantitatively and on the basis of electronic structure calculations has been suggested so far only by Hellsvik et al. [14] by applying the Lichtenstein formula as well as its relativistic generalization [23] for a system with one atom moved gradually from its equilibrium position.

In this letter we present and exploit an improved, fully-relativistic scheme that treats changes to the spin configuration and atomic positions on the same level. This allows to derive closed expressions for the atomic SLC parameters in a coherent way up to any order. First numerical results are presented for the three-site terms of bcc Fe. Surprisingly, even in a bcc crystal the leading term for the exchange of spin angular momentum with the lattice is a Dzyaloshinskii-Moriya-type interaction emerging due to the symmetry breaking distortion of the lattice.

To describe the coupling of spin and spatial degrees of freedom we adopt an atomistic approach and start with the expansion of a phenomenological spin-lattice Hamiltonian

$$\mathcal{H}_{sl} = - \sum_{i,j,\alpha,\beta} J_{ij}^{\alpha\beta} e_i^\alpha e_j^\beta - \sum_{i,j,\alpha,\beta} \sum_{k,\mu} J_{ij,k}^{\alpha\beta,\mu} e_i^\alpha e_j^\beta u_k^\mu - \sum_{i,j} \sum_{k,l} J_{ij,kl}^{\alpha\beta,\mu\nu} e_i^\alpha e_j^\beta u_k^\mu u_l^\nu, \quad (1)$$

that can be seen as a lattice extension of a Heisenberg spin Hamiltonian. Accordingly, the spin and lattice degrees of freedom are represented by the orientation vec-

tors \hat{e}_i of the magnetic moments \vec{m}_i and displacement vectors \vec{u}_i for each atomic site i . In Eq. (1) we omit pure lattice terms that involve the force constants [14] as we focus here on the magnetic part of the Hamiltonian. The pure spin part (term 1) has been restricted to its two-site contributions with the corresponding coupling parameters denoted two-site SSC below. An extension of this term to higher order can be done in a straight forward manner [22]. Also, the spin-lattice coupling has been restricted to three and four-site terms (terms 2 and 3). As relativistic effects are taken into account, the exchange interactions are described in tensorial form, $J_{ij}^{\alpha\beta}$, instead of the simpler isotropic form J_{ij} of the standard Heisenberg spin Hamiltonian. The Hamiltonian in Eq. (1) is similar in form to the one discussed by Hellsvik et al. [14], potentially providing a suitable basis for advanced molecular-spin dynamics simulations.

In previous works expressions for the exchange coupling parameters J_{ij} [16] or $J_{ij}^{\alpha\beta}$ [20, 21], respectively, have been derived by mapping the free energy landscape $\mathcal{F}(\{\hat{e}_i\})$ obtained from first-principles electronic structure calculations on the Heisenberg spin Hamiltonian. Here, we follow the same strategy by mapping the free energy landscape $\mathcal{F}(\{\hat{e}_i\}, \{\vec{u}_i\})$ accounting for its dependence on the spin configuration $\{\hat{e}_i\}$ as well as atomic displacements $\{\vec{u}_i\}$ on the same footing. Making use of the magnetic force theorem the change in free energy $\Delta\mathcal{F}$ induced by changes of the spin configuration $\{\hat{e}_i\}$ with respect to a suitable reference system and simultaneous finite atomic displacements $\{\vec{u}_i\}$ can be written in terms of corresponding changes to the single-particle energies,

$$\Delta\mathcal{F} = \int^{E_F} dE (E - E_F) \Delta n(E) = - \int^{E_F} dE \Delta N(E), \quad (2)$$

where E_F is the Fermi energy and $\Delta n(E)$ and $\Delta N(E)$ are corresponding changes to the density of states (DOS) $n(E)$ and integrated density of states (NOS) $N(E)$, respectively.

$\Delta N(E)$ can be evaluated efficiently [16, 20, 21] via the so-called Lloyd formula when the underlying electronic structure is described by means of the multiple scattering or Korringa-Kohn-Rostoker (KKR) formalism [24]. Adopting this approach we find

$$\Delta\mathcal{F} = -\frac{1}{\pi} \text{Im} \text{Tr} \int^{E_F} dE (\ln \underline{\underline{\tau}}(E) - \ln \underline{\underline{\tau}}^0(E)), \quad (3)$$

with the so-called scattering path operator $\underline{\underline{\tau}}^{(0)}(E)$, where the double underlinement indicates matrices with respect to site and spin-angular momentum indices [24]. Within the KKR formalism these super matrices, characterizing the reference $\underline{\underline{\tau}}^{(0)}(E)$ and perturbed $\underline{\underline{\tau}}(E)$ systems, respectively, are given by

$$\underline{\underline{\tau}}^{(0)}(E) = \left[\underline{\underline{m}}^{(0)}(E) - \underline{\underline{G}}(E) \right]^{-1}, \quad (4)$$

with $\underline{\underline{G}}(E)$ the structure Green function and $\underline{\underline{m}}^{(0)}(E) = [\underline{\underline{t}}^{(0)}(E)]^{-1}$ the inverse of the corresponding site-diagonal scattering matrix that carries all site-specific information depending on $\{\hat{e}_i\}$ and $\{\vec{u}_i\}$ [24].

Considering a ferromagnetic reference state ($\hat{e}_i = \hat{z}$) with all atoms in their equilibrium positions ($\vec{u}_i = 0$) the perturbed state is characterized by finite spin tiltings $\delta\hat{e}_i$ and finite atomic displacements of the atoms \vec{u}_i for the sites i . Writing for site i the resulting changes in the inverse t -matrix as $\Delta_\mu^s \underline{\underline{m}}_i = \underline{\underline{m}}_i(\delta\hat{e}_i^\mu) - \underline{\underline{m}}_i^0$ and $\Delta_\nu^u \underline{\underline{m}}_i = \underline{\underline{m}}_i(u_i^\nu) - \underline{\underline{m}}_i^0$ allows to replace the integrand in Eq. (3) by

$$\ln \underline{\underline{\tau}} - \ln \underline{\underline{\tau}}^0 = - \ln \left(1 + \underline{\underline{\tau}} [\Delta_\mu^s \underline{\underline{m}}_i + \Delta_\nu^u \underline{\underline{m}}_i + \dots] \right), \quad (5)$$

where all site-dependent changes in the spin configuration $\{\hat{e}_i\}$ and atomic positions $\{\vec{u}_i\}$ are accounted for in a one-to-one manner by the various terms on the right hand side. This implies in particular that the matrices $\Delta_{\mu(\nu)}^{s(u)} \underline{\underline{m}}_i$ in Eq. (5) are site-diagonal and have non-zero blocks only for site i . Due to the use of the magnetic force theorem these blocks may be written in terms of the spin tiltings $\delta\hat{e}_i^\mu$ and atomic displacements of the atoms u_i^ν together with the corresponding auxiliary matrices $\underline{\underline{T}}_i^\mu$ and $\underline{\underline{U}}_i^\nu$, respectively, as

$$\Delta_\mu^s \underline{\underline{m}}_i = \delta\hat{e}_i^\mu \underline{\underline{T}}_i^\mu, \quad (6)$$

$$\Delta_\nu^u \underline{\underline{m}}_i = u_i^\nu \underline{\underline{U}}_i^\nu. \quad (7)$$

Inserting these expressions into Eq. (5) and the result in turn into Eq. (3) allows us, in a straight forward way, to calculate the parameters of the spin-lattice Hamiltonian as the derivatives of the free energy with respect to tilting angles and displacements. With this we derived a new scheme to obtain systematically SLC terms up to any order.

In the following we will restrict ourselves to the third-order SLC parameters, which are linear with respect to the displacements (for more details including the fourth-order SLC parameters see the Supplemental Materials (SM) [25]). One can write the three-site expression as:

$$\begin{aligned} \mathcal{J}_{ij,k}^{\alpha\beta,\mu} &= \frac{\partial^3 \mathcal{F}}{\partial e_i^\alpha \partial e_j^\beta \partial u_k^\mu} = \frac{1}{2\pi} \text{Im} \text{Tr} \int^{E_F} dE \\ &\times \left[\underline{\underline{T}}_i^\alpha \underline{\underline{T}}_{ij} \underline{\underline{T}}_j^\beta \underline{\underline{T}}_{jk} \underline{\underline{U}}_k^\mu \underline{\underline{T}}_{ki} + \underline{\underline{T}}_i^\alpha \underline{\underline{T}}_{ik} \underline{\underline{U}}_k^\mu \underline{\underline{T}}_{kj} \underline{\underline{T}}_j^\beta \underline{\underline{T}}_{ji} \right] \end{aligned} \quad (8)$$

We will call all these terms three-site SLC terms in the following, even if site indices are identical. The prefactor 1/2 occurs to avoid double counting of the identical terms upon summations in Eq. (1) over indices i and j .

Below, we present our first results for the SLC parameters for bcc Fe based on a ferromagnetic reference system with its magnetization \vec{M} in z -direction. Furthermore, to check the validity of our new approach for the calculation of $\mathcal{J}_{ij,k}^{\alpha\beta,\mu}$ we performed also conventional super-cell calculations for the two-site SSC parameters $J_{ij}^{\alpha\beta}(u_k^\mu)$ as

a function of displacement u_k^μ of atom k . These calculations have been done for a $2 \times 2 \times 2$ super cell implying a periodic displacement u_k^μ . For the comparison, we multiply our SLC parameters $\mathcal{J}_{ij,k}^{\alpha\beta,\mu}$ with u_k^μ and compare with the SSC parameters $J_{ij}^{\alpha\beta}(u_k^\mu)$ for varying u_k^μ , see Fig. 1 and for a further comparison our SM [25]. If not otherwise noted, we restrict ourselves to displacements of atom k along the x -axis, $\vec{u}_k || \hat{x}$.

Since we are especially interested in the exchange of angular momentum between the spin and lattice degrees of freedom we focus on the SOC-driven elements of the three-site SLC tensor $\mathcal{J}_{ij,k}^{\alpha\beta,\mu}$, which give rise to magneto-crystalline anisotropies (MCA) and Dzyaloshinskii-Moriya interactions (DMI). The interatomic three-site SLC parameters represent a 'non-local' contribution to the MCA [20] as well as DMI induced by a displacement of atom k . Fig. 1 shows, as an example, the nearest-neighbor SLC products $\mathcal{J}_{ij,i}^{xy,x} \cdot u_i^x$ compared with the two-site SSC interaction parameters for four groups of atoms as sketched in the inset of Fig. 1. Obviously, one finds good agreement between the different approaches for small amplitudes of the displacement u_i^x . Here one should stress that the present approach gives direct access to the SLC parameters of any order with respect to the atomic displacement or spin tilting in an extremely efficient way.

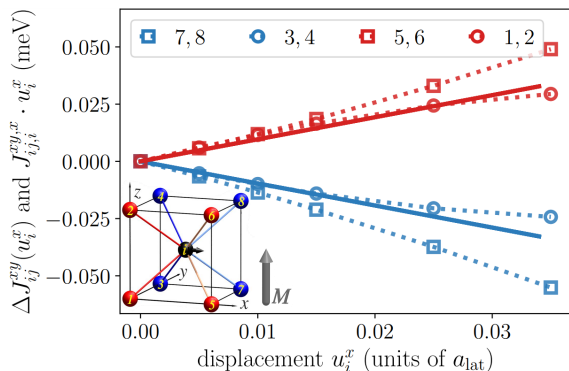


FIG. 1. SLC parameters versus distortion for bcc Fe: Comparison of the products $\mathcal{J}_{ij,i}^{xy,x} \cdot u_i^x$ (solid lines) with the corresponding SLC terms $\Delta J_{ij}^{xy,x}(u_i^x) = J_{ij}^{xy,x}(u_i^x) - J_{ij}^{xy,x}(0)$ calculated for a distorted system with the super cell technique (dotted lines) for one atom i displaced by u_i^x along the x -axis. The inset shows the labeling of the nearest neighbor atoms used in the figure.

The anti-symmetric part of the off-diagonal SLC parameters, $\mathcal{J}_{ij,k}^{\text{off-a},\mu} = \frac{1}{2}(\mathcal{J}_{ij,k}^{x,\mu} - \mathcal{J}_{ij,k}^{y,\mu})$, can be interpreted [20] as the DMI, $D_{ij}^{z,\mu}$, induced by the symmetry-breaking displacement of atom k and one can define a Dzyaloshinskii-Moriya-like spin lattice coupling (DSLCL), $\mathcal{D}_{ij,k}^{z,\mu} = \mathcal{J}_{ij,k}^{\text{off-a},\mu}$. Note that the conventional DMI vanishes for the non-distorted bcc Fe lattice due to inversion symmetry. Furthermore, for symmetry reasons, all anti-

symmetric off-diagonal elements of the three-site SLC are equal to zero in the case of a displacement of atom k , positioned at the same distance from atoms i and j , along \hat{z} , implying $\mathcal{D}_{ij,k}^{z,z} = 0$. This does not apply for the other components, $\mathcal{D}_{ij,k}^{x,z}$ and $\mathcal{D}_{ij,k}^{y,z}$.

A further analysis of our SLC parameters in this context is shown in Fig. 2, again for $i = k$ which implies that the displacement along x direction is applied to one of the interacting atoms. Results for $k \neq j(i)$ are shown in the SM [25]. Different components of the SCL parameters are plotted as a function of the distance r_{ij} . The absolute values of the DSLCL parameters $|\vec{\mathcal{D}}_{ij,k}^{\mu=x}|$ show a rather slow decay with the distance r_{ij} . These parameters can take different values for the same distance, which is a result of the symmetry imposed vanishing of certain components of the DMI-like SLC for some \vec{r}_{ij} directions, which depend in turn also on the direction of the displacement \vec{u} . The isotropic SLC parameters $\mathcal{J}_{ij,j}^{\text{iso},\mu=x}$, which have only a weak dependence on the SOC, are about one order of magnitude larger than the DSLCL. All other SOC-driven parameters shown in Fig. 2, characterizing the displacement-induced contributions to MCA, are much smaller than the DSLCL.

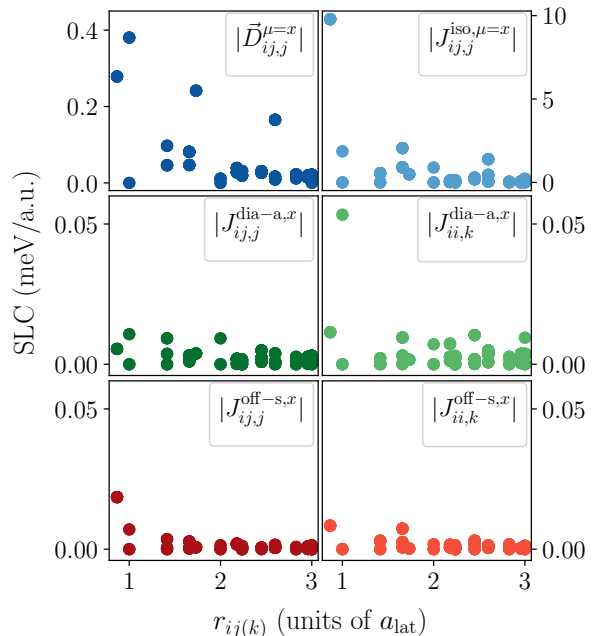


FIG. 2. Magnitude of site-off-diagonal and site-diagonal SLC parameters: DMI $|\vec{\mathcal{D}}_{ij,j}^x|$ and isotropic SLC $\mathcal{J}_{ij,j}^{\text{iso},x}$ (top), anti-symmetric diagonal components $\mathcal{J}_{ij,j}^{\text{dia-a},x}$ and $\mathcal{J}_{ii,k}^{\text{dia-a},x}$ (middle), and symmetric off-diagonal components $\mathcal{J}_{ij,j}^{\text{off-s},x}$ and $\mathcal{J}_{ii,k}^{\text{off-s},x}$ (bottom).

Calculating the $\mathcal{D}_{ij,k}^{\nu,\mu}$ parameters for ordered FePt in the CuAu structure, with Fe atoms on sites i and j , we demonstrate in the SM [25] a key role of the SOC on the atoms mediating these interactions. It follows that

the DSLC parameters $\mathcal{D}_{ij,k}^{\nu,\mu}$ (both, for $k = j$ and $k \neq j$) exhibit only weak dependence on SOC strength of Fe sites, while they decrease by about an order of magnitude when the SOC on Pt sites goes to zero, indicating the key role of the atoms mediating the coupling between the atoms i and j for the DSLC magnitude. A more detailed analysis of the properties of three-site SLC parameters is given in the SM [25]. The role of the dipolar contribution to the SLC is not discussed here as it is expected to play a minor role for bcc Fe.

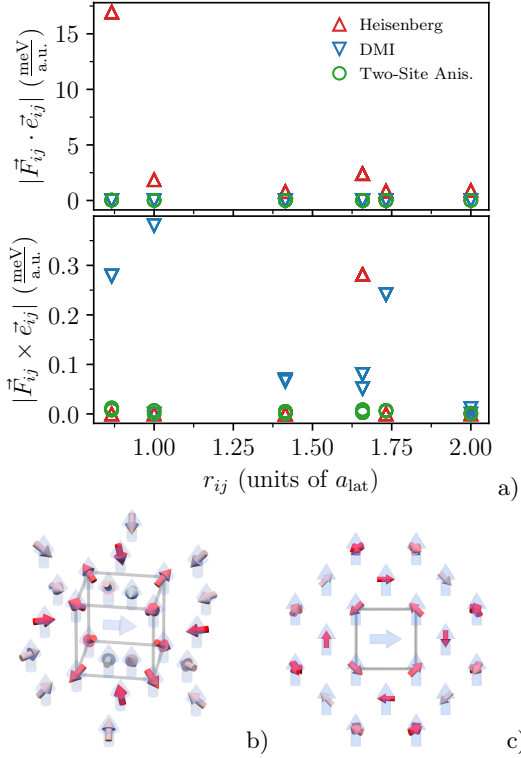


FIG. 3. a) Longitudinal (top) and perpendicular (bottom) forces (with respect to \vec{r}_{ij}) emerging from the isotropic, DMI-type and MCA-type contributions to the SLC parameters. The central spin at $\vec{r} = (0, 0, 0)$ is tilted in y -direction while all the others point in z -direction (transparent arrows in b) and c)). b) Directions of the forces with color coding indicating their perpendicular components with red being high and grey being low. c) Directions of the perpendicular forces with the same color coding as in b).

In an attempt to estimate the forces that act on the atoms for a non-collinear spin configuration we assume naively that these are given via the gradient of our spin-lattice Hamiltonian, Eq. (1), with respect to the displacements, $\vec{F} = -\frac{\partial \mathcal{H}_{\text{sl}}}{\partial \vec{u}_k}$, see also [19]. We note, however, that this spin-lattice Hamiltonian does not conserve the total (spin plus lattice) angular momentum which questions this approach. However, within this approach we are able to calculate the forces acting on neighboring atoms of a central spin which is tilted in y -direction while all the other spins are aligned in x -direction. Be-

cause of this non-collinear spin configuration forces act on the neighboring atoms which are shown in Fig. 3. These forces are decomposed into their longitudinal and perpendicular parts (with respect to the distance vector \vec{r}_{ij}) and whether they come from isotropic, DMI-type or MCA-type contributions to the SLC parameters. The main contribution to the longitudinal forces, which do not transfer angular momentum, comes once again from the isotropic Heisenberg interaction. However, the largest perpendicular — and with that angular momentum transferring — component is once again due to the DMI-type interaction. Plugging in numbers for the mass of an Fe atom we note that the latter is sufficient to accelerate a free Fe atom within 100 fs to a velocity of about 1 m/s.

The role of the DMI-like SLC parameters for the spin-lattice angular momentum transfer can also be discussed in terms of magnon-phonon interactions [7, 9, 10, 26]. With this in mind, we represent the second term of the Hamiltonian in Eq. (1), which is linear with respect to displacement \vec{u}_k , in terms of isotropic and anisotropic interactions focusing on the DSLC contribution

$$\mathcal{H}_{\text{me-DMI}} = \frac{1}{S^2} \sum_{i,j} \sum_{k,\mu} \bar{\mathcal{D}}_{ij,k}^{\mu} \cdot (\hat{s}_i \times \hat{s}_j) u_k^{\mu}. \quad (9)$$

$\mathcal{H}_{\text{me-DMI}}$ is now given in a form using spin operators \hat{s}_i^{α} instead of spin orientation vectors \hat{e}_i^{α} , where S is the maximal value for spin moment per atom. For the sake of simplicity, we consider again a ferromagnetic system with one atom per unit cell as, e.g., bcc Fe, and with the magnetization M along z direction. To describe the magnon-phonon interactions, it is customary to introduce spin raising and lowering operators $\hat{s}_i^{\pm} = \hat{s}_i^x \pm i \hat{s}_i^y$. Using the Holstein-Primakoff transformation [25, 27], local spin fluctuations can be represented in terms of canonical boson operators, \hat{b}_i^{\dagger} and \hat{b}_i . Performing Fourier transformations for the spin operators and the atomic displacements the Hamiltonian $\mathcal{H}_{\text{me-DMI}}$ can be reduced to the momentum representation form [25]

$$\mathcal{H}_{\text{me-DMI}} = \frac{2i}{\sqrt{2S}} \sum_{\vec{q},\mu} \left[\mathcal{D}_{\vec{q}}^{-,\mu} \hat{b}_{\vec{q}} - \mathcal{D}_{-\vec{q}}^{+,\mu} \hat{b}_{-\vec{q}}^{\dagger} \right] u_{\vec{q}}^{\mu} - \frac{2i}{\sqrt{N}S} \sum_{\vec{k},\vec{k}',\mu} \mathcal{D}_{\vec{k},\vec{k}'}^{z,\mu} \hat{b}_{\vec{k}}^{\dagger} \hat{b}_{\vec{k}'} u_{(\vec{k}-\vec{k}')}^{\mu}, \quad (10)$$

where $u_{\vec{q}}^{\mu} = \sum_{\lambda} \epsilon_{\lambda,\vec{q}}^{\mu} X_{\lambda,\vec{q}}$ is the eigenvector corresponding to the phonon mode (λ, \vec{q}) with the polarization $\epsilon_{\lambda,\vec{q}}^{\mu}$. In the second quantization form for the phonon modes $X_{\lambda,\vec{q}}$ can be given in terms of the phonon creation and annihilation operators, respectively [25, 28]. Following the conclusions in Ref. [10], the first term in Eq. (10), which is determined by the DSLC components $\mathcal{D}_{ij,k}^{x,\mu}$ and $\mathcal{D}_{ij,k}^{y,\mu}$, describes the magnon-phonon scattering that allows for an exchange of angular momentum. On the other hand, the DSLC component $\mathcal{D}_{ij,k}^{z,\mu}$ (with z the magnetization

direction) contributes to the magnon-number conserving scattering characterized by the energy transfer only (see Ref. 10).

The upper part of Fig. 4 shows the Fourier transforms $\mathcal{D}_{\vec{q}}^{x,\mu}$ of the SLC parameters for bcc Fe, given by the expression:

$$\mathcal{D}_{\vec{q}}^{\nu,\mu} = \sum_{j,k} \mathcal{D}_{ij,k}^{\nu,\mu} e^{i\vec{q}\cdot(\vec{R}_j-\vec{R}_i)} e^{-i\vec{q}\cdot(\vec{R}_k-\vec{R}_i)}, \quad (11)$$

which are plotted for \vec{q} along the high-symmetry lines in the Brillouin zone (see also SM [25]). One finds a strong dependence on the direction and absolute value of wave vector \vec{q} . Moreover, this dependence is different for different components of the atomic displacements, which reflects in turn the difference of the magnon-phonon interactions for the transverse and longitudinal phonon modes. In addition, the lower part of Fig. 4 shows the

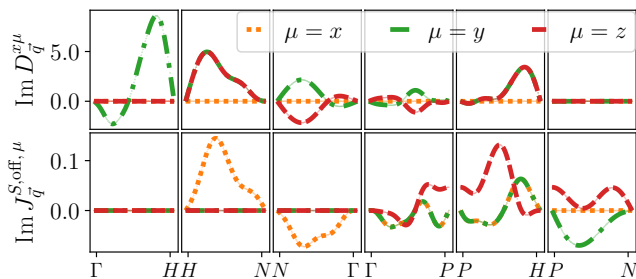


FIG. 4. Imaginary part $\text{Im} \mathcal{D}_{\vec{q}}^{x,\mu}$ (top) and $\text{Im}(J_{\vec{q}}^{xy,\mu} + J_{\vec{q}}^{yx,\mu})/2$ (bottom) of the SLC parameters for bcc Fe, with $\mu = x, y, z$, plotted for \vec{q} along high-symmetry lines of the Brillouin zone. The real part is zero in all cases.

Fourier transforms of the cite-diagonal SLC parameters $\text{Im}(J_{\vec{q}}^{xy,\mu} + J_{\vec{q}}^{yx,\mu})/2$, with $\mu = x, y, z$, which can be seen as a local contribution to the magnetic anisotropy induced by atomic displacements. Comparing the results confirm the dominating role of the DSLC for the magnon-phonon hybridization.

The contribution of the first term in the DSLC Hamiltonian $\mathcal{H}_{\text{me-DMI}}$ in Eq. (10) to the phonon angular momentum dynamics can also be characterized by the corresponding torque on the lattice produced by the spin system [10]. In particular, the torque on the phonon spin entering the equation of motion for the phonon angular momentum $\vec{\mathcal{L}}_{ph} = \sum_k \vec{u}_k \times \vec{\pi}_k$ is given by the expression [10]

$$\vec{\mathcal{T}}_{\text{me}} = - \sum_k \vec{u}_k \times \frac{\partial \mathcal{H}_{\text{me}}}{\partial \vec{u}_k} \quad (12)$$

with the \vec{u}_i and $\vec{\pi}_i$ the displacement and linear momentum operators, respectively.

Thus, the one magnon - one phonon contribution to the torque, $\vec{\mathcal{T}}_{\text{me}}$, originating from the first term of the

DSL Hamiltonian $\mathcal{H}_{\text{me-DMI}}$ in Eq. (10), is given by the expression (see SM [25])

$$\mathcal{T}_{\text{me-DMI}}^{\gamma} = \frac{2i}{\sqrt{2S}} \sum_{\vec{q},\lambda} \left[\Gamma_{\lambda,\vec{q}}^{-,\gamma} \hat{b}_{\vec{q}} - \Gamma_{\lambda,-\vec{q}}^{+,\gamma} \hat{b}_{-\vec{q}}^{\dagger} \right] X_{\lambda,\vec{q}}, \quad (13)$$

Here, the interaction vertices $\Gamma_{\lambda,\vec{q}}^{\pm,\gamma}$ are defined as

$$\Gamma_{\lambda,\vec{q}}^{\pm,\gamma} = \epsilon_{\alpha\beta\gamma} \left[\epsilon_{\lambda,\vec{q}}^{\alpha} \mathcal{D}_{\vec{q}}^{\pm,\beta} - \epsilon_{\lambda,\vec{q}}^{\beta} \mathcal{D}_{\vec{q}}^{\pm,\alpha} \right]. \quad (14)$$

with $\epsilon_{\alpha\beta\gamma}$ the Levi-Civita symbol. As one can see they are fully determined by the DSLC parameters discussed above.

In summary, we present a scheme to calculate microscopic and relativistic spin-lattice coupling parameters from first-principles. The perturbation due to a lattice distortion is treated on the same footing as the distortion due to spin tilting, giving access to SLC parameters up to any order for these perturbations. In linear order of the displacements our parameters can be compared with spin-spin coupling parameters obtained via super-cell calculations with an applied distortion [14] and good agreement is found. Analyzing the properties of these parameters, in particular their dependence on spin-orbit coupling, we find that even in bcc Fe the leading term which is responsible for the exchange of angular momentum between the spin system and the lattice is a Dzyaloshinskii-Moriya-type interaction, which emerges due to the symmetry breaking distortion of the lattice. Our findings, hence, stress the importance of relativistic effects for the transfer of angular momentum from magnonic excitations to circularly polarized phonons [5, 7–10]

ACKNOWLEDGEMENTS

The work in Konstanz was supported by the DFG via SFB 1432 and Project No. NO 290/5-1.

-
- [1] A. Hirohata, K. Yamada, Y. Nakatani, I.-L. Prejbeanu, B. Diény, P. Pirro, and B. Hillebrands, *Journal of Magnetism and Magnetic Materials* **509**, 166711 (2020).
 - [2] I. Radu, K. Vahaplar, C. Stamm, T. Kachel, N. Pontius, H. A. Dürr, J. Ostler, T. A. Abd Barker, R. F. L. Evans, R. W. Chantrell, A. Tsukamoto, A. Itoh, A. Kirilyuk, T. Rasing, and A. V. Kimel, *Nature* **472**, 205 (2011).
 - [3] J. H. Mentink, J. Hellsvik, D. V. Afanasiev, B. A. Ivanov, A. Kirilyuk, A. V. Kimel, O. Eriksson, M. I. Katsnelson, and T. Rasing, *Phys. Rev. Lett.* **108**, 057202 (2012).
 - [4] S. Wienholdt, D. Hinzke, K. Carva, P. M. Oppeneer, and U. Nowak, *Phys. Rev. B* **88**, 020406 (2013).
 - [5] S. R. Tauchert, M. Volkov, D. Ehberger, D. Kazenwadel, M. Evers, H. Lange, A. Donges, A. Book, W. Kreuzpaintner, U. Nowak, and P. Baum, *Nature* **602**, 73 (2022).

- [6] C. Dornes, Y. Acremann, M. Savoini, M. Kubli, M. J. Neugebauer, E. Abreu, L. Huber, G. Lantz, C. A. F. Vaz, H. Lemke, E. M. Bothschafter, M. Porer, V. Esposito, L. Rettig, M. Buzzi, A. Alberca, Y. W. Windsor, P. Beaud, U. Staub, D. Zhu, S. Song, J. M. Glowina, and S. L. Johnson, *Nature* **565**, 209 (2019).
- [7] D. A. Garanin and E. M. Chudnovsky, *Phys. Rev. B* **92**, 024421 (2015).
- [8] J. H. Mentink, M. I. Katsnelson, and M. Lemeshko, *Phys. Rev. B* **99**, 064428 (2019).
- [9] S. Streib, N. Vidal-Silva, K. Shen, and G. E. W. Bauer, *Phys. Rev. B* **99**, 184442 (2019).
- [10] A. Rückriegel, S. Streib, G. E. W. Bauer, and R. A. Duine, *Phys. Rev. B* **101**, 104402 (2020).
- [11] P.-W. Ma, C. H. Woo, and S. L. Dudarev, *Phys. Rev. B* **78**, 024434 (2008).
- [12] D. Perera, M. Eisenbach, D. M. Nicholson, G. M. Stocks, and D. P. Landau, *Phys. Rev. B* **93**, 060402 (2016).
- [13] M. Aßmann and U. Nowak, *Journal of Magnetism and Magnetic Materials* **469**, 217 (2019).
- [14] J. Hellsvik, D. Thonig, K. Modin, D. Iuşan, A. Bergman, O. Eriksson, L. Bergqvist, and A. Delin, *Phys. Rev. B* **99**, 104302 (2019).
- [15] M. Strungaru, M. O. A. Ellis, S. Ruta, O. Chubykalo-Fesenko, R. F. L. Evans, and R. W. Chantrell, *Phys. Rev. B* **103**, 024429 (2021).
- [16] A. I. Liechtenstein, M. I. Katsnelson, V. P. Antropov, and V. A. Gubanov, *J. Magn. Magn. Materials* **67**, 65 (1987).
- [17] S. Polesya, S. Mankovsky, O. Šipr, W. Meindl, C. Strunk, and H. Ebert, *Phys. Rev. B* **82**, 214409 (2010).
- [18] O. N. Mryasov, *Phase Transitions* **78**, 197 (2005).
- [19] B. Skubic, J. Hellsvik, L. Nordström, and O. Eriksson, *J. Phys.: Cond. Mat.* **20**, 315203 (2008).
- [20] L. Udvardi, L. Szunyogh, K. Palotás, and P. Weinberger, *Phys. Rev. B* **68**, 104436 (2003).
- [21] H. Ebert and S. Mankovsky, *Phys. Rev. B* **79**, 045209 (2009).
- [22] S. Mankovsky, S. Polesya, and H. Ebert, *Phys. Rev. B* **101**, 174401 (2020).
- [23] B. Sadhukhan, A. Bergman, Y. O. Kvashnin, J. Hellsvik, and A. Delin, *Phys. Rev. B* **105**, 104418 (2022).
- [24] H. Ebert, D. Ködderitzsch, and J. Minár, *Rep. Prog. Phys.* **74**, 096501 (2011).
- [25] See Supplemental Material for additional details on the change of the inverse scattering matrix due to a spin tilting and due to a shift of the atom from the equilibrium position, as well as the results on three-site spin-lattice interaction parameters calculated in a scalar-relativistic way.
- [26] A. Rückriegel, P. Kopietz, D. A. Bozhko, A. A. Serga, and B. Hillebrands, *Phys. Rev. B* **89**, 184413 (2014).
- [27] T. Holstein and H. Primakoff, *Phys. Rev.* **58**, 1098 (1940).
- [28] H. Böttger, “Principles of the theory of lattice dynamics,” (Akademie-Verlag, Berlin, 1983).