

# Clusters in an epidemic model with long-range dispersal

Xiangyu Cao,<sup>1,\*</sup> Pierre Le Doussal,<sup>1</sup> and Alberto Rosso<sup>2</sup>

<sup>1</sup>Laboratoire de Physique de l'École Normale Supérieure, ENS, Université PSL, CNRS, Sorbonne Université, Université de Paris, 75005 Paris, France

<sup>2</sup>Université Paris-Saclay, CNRS, LPTMS, 91405, Orsay, France

In presence of long range dispersal, epidemics spread in spatially disconnected regions known as clusters. Here, we characterize exactly their statistical properties in a solvable model, in both the supercritical (outbreak) and critical regimes. We identify two diverging length scales, corresponding to the bulk and the outskirts of the epidemic. We reveal a nontrivial critical exponent that governs the cluster number, the distribution of their sizes and of the distances between them. We also discuss applications to depinning avalanches with long range elasticity.

Catastrophic events such as epidemic outbreaks, material failure, and avalanches often occur as a chain reaction. Their simplest model was conceived in the 19th century by Bienaymé and Galton-Watson (BGW)[1, 2]. In a continuous time version one starts with a single infected individual. During a short time lapse  $dt$  each infected individual recovers with probability  $\gamma dt$ , and causes a new infection with probability  $\beta dt$ . On average, each infection generates  $R_0 = \beta/\gamma$  new ones:  $R_0$  determines the fate of the epidemic. When  $R_0 < 1$ , it goes to extinction rapidly. When  $R_0 > 1$ , the size of the population that has been infected up to time  $t$  grows exponentially,  $S \sim e^{(\beta-\gamma)t}$ , as in the outbreak stage of a real epidemic. At the critical point,  $R_0 = 1$ , the probability that the epidemic has survived up to time  $t$  decreases as  $\sim 1/t$ , and in that case it will have infected  $\sim t^2$  individuals. As a result,  $S$  has strong fluctuations and it displays by a power law distribution  $P(S) \sim S^{-3/2}$  with a cutoff at  $S_{\max} \sim t^2$ . The critical case mimics the scale free behaviour displayed by avalanches in disordered materials, i.e. the propagation of an instability which triggers further instabilities via elastic interaction [3].

The BGW model ignores the spatial spreading of the epidemic. Branching diffusion models consider that infected individuals also perform some random walk in a  $d$  dimensional space, independently of recovery and infection. Often, one specifies the random walk to be a short-range Brownian motion. Then the region affected by the epidemic is a connected set, whose geometric properties have been characterized [4–8]. For instance, at criticality, the radius  $\xi$  of this set grows with the infected population as  $\xi \sim S^{1/4}$ .

However, Brownian diffusion models cannot capture the *long range* dispersal that ubiquitously occurs in nature, due to e.g. wind, ocean currents, and air traffic [9–14], spreading an epidemic far from its origin. A similar situation is observed in disordered materials where long range interactions can trigger disconnected avalanches, e.g., in the propagation of crack fronts [15–18], wetting lines [19–21] or plasticity [22, 23]. We consider that infected individuals displace by long-range jumps: dur-

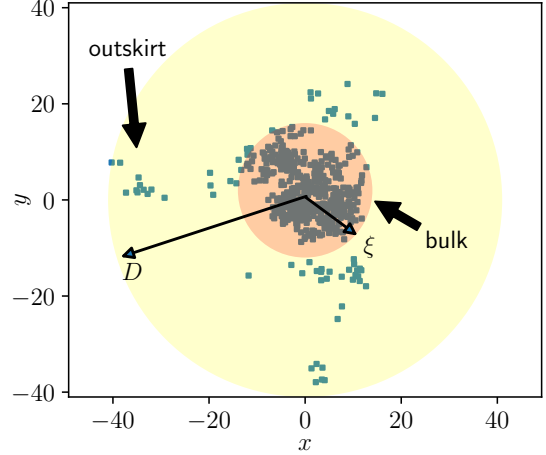


FIG. 1. Spatial distribution of an critical epidemic outbreak started at the origin, with 1000 infections in total. Due to the long-range dispersal [ $p(x \rightarrow x') \sim |x - x'|^{-2-\alpha}$  with  $\alpha = 1.5$ ] of infected individuals, the points ever visited (blue square dots) form disconnected clusters. The bulk of radius  $\xi$ , concentrating a majority of infections, is surrounded by a sparse outskirts, containing *all* infections.

ing  $dt$ , they can jump from  $x$  to  $x'$  with probability  $p(|x' - x|)d^d x' dt$ , where  $p(r)$  decays as a power law at large distances:

$$p(r) = \frac{\theta(r - \epsilon)}{r^{\alpha+d}}, \quad \alpha > 0. \quad (1)$$

Here  $\theta$  is the Heaviside step function and  $\epsilon$  is a short-distance cutoff. Similar long range models have been studied on a lattice, where the outbreak always displays a sub-exponential growth [24–30]. Here, we assume an infinite pool of susceptible individuals everywhere, which ensures an exponential outbreak when  $R_0 > 1$ .

A typical realization of an epidemic obtained from a numerical simulation of our model is shown in Fig. 1. One may distinguish two regions characterized by distinct length scales. The *bulk* of radius  $\xi$ , which contains most of the infections. Farther away, a sparser *outskirt* of radius  $D$  contains the all the remaining infections. The existence of the outskirts is a consequence of the long range jumps. One aim of this work is to obtain how

\* xiangyu.cao@ens.fr

$\xi$  and  $D$  scale with the infected population  $S$ . Another fundamental consequence of long range dispersal, is the presence of *clusters*, i.e. spatially disconnected regions affected by the epidemic. As is apparent from Fig. 1, the clusters vary in sizes and their spatial distribution is not uniform. The second goal of this Letter is to introduce a method — applicable to real-world data — to properly define the clusters. We then characterize their random geometry: how the number of clusters grows with  $S$ , how their sizes are distributed, what are the distances separating them, etc. Our exact results are obtained by the analysis of a non-linear "instanton" equation.

The epidemic model introduced above provides a discrete realization, equivalent, near criticality [31], to the mean-field theory [32, 33] describing the spatial structure of the avalanches of slowly driven elastic interfaces in a disordered medium. In crack experiments, clusters has been directly observed [34], and their number and size distribution have been characterized [35, 36]. These works proposed that these properties are fully encoded in the global properties of the crack front, e.g., in its roughness exponent [37–39]. Here, we make a first step of examining this issue analytically; our results indicate that the cluster statistics probably involve a new independent exponent. In what follows, we report our main results, and sketch the main points of their derivation, see [40] for details.

*Bulk and outskirts.* We first determine the length scales of the bulk,  $\xi$ , and outskirts,  $D$ , by simple arguments. We consider our model with a single infected individual at the origin initially ( $t = 0$ ). At criticality ( $R_0 = 1$ ), the bulk length  $\xi$  can be estimated as the *typical* displacement of a random walk with jump distribution (1), which when  $\alpha < 2$ , leads to a Lévy flight, and

$$\xi \sim t^{\frac{1}{\alpha}} \sim S^{\frac{1}{2\alpha}}, \quad \alpha < 2, \quad (2)$$

where the last estimate comes from the scaling  $S \sim t^2$ . When  $\alpha > 2$ , we recover the short-range behavior  $\xi \sim \sqrt{t} \sim S^{\frac{1}{4}}$  [33, 41]. On the other hand, the outskirts diameter  $D$  is estimated as the *farthest* jump among  $\sim S$  independent attempts:

$$D \sim S^{\frac{1}{\alpha}}. \quad (3)$$

Hence, the outskirts is much larger than the bulk if  $\alpha < 4$ : only for  $\alpha > 4$  do we completely recover a short-range behavior, with  $D \sim \xi \sim S^{1/4}$ . This is already a surprise, as naively one would expect a short-range takeover at  $\alpha = 2$ .

In the supercritical regime, the argument for the outskirts diameter  $D$  and the result (3) still hold. For the bulk, the scaling of  $\xi$  is different. Indeed, the size of the infected population grows exponentially,  $S \sim e^{(\beta-\gamma)t}$ . As a consequence, the density of infected individuals is exponentially large at the epicenter,  $x = 0$ , with a decay as  $S|x|^{-\alpha-d}$  (1). The bulk extent is then determined by the distance,  $|x| = \xi$ , at which the density reaches unity:

$$\xi \sim S^{\frac{1}{\alpha+d}} \sim e^{\frac{\beta-\gamma}{\alpha+d}t} \quad (4)$$

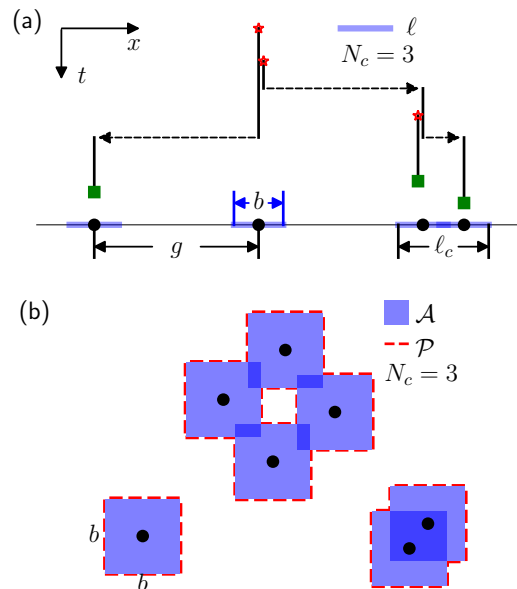


FIG. 2. (a) An illustration of a mini epidemic in 1D. An infection (recovery, jumps) is indicated by a red star (green square, dashed line, resp.). The points visited (black dots), are coarse-grained by an interval of length  $b$ . They then form  $N_c = 3$  clusters, with total extension  $\ell$ . In general the cluster lengths  $\ell_c \geq b$ , so  $\ell > N_c b$ . The gaps  $g$  are defined independently of  $b$ . (b) Analogue in 2D. Each points is coarse-grained by a square of side  $b$ , in order to define the cluster number  $N_c (= 3)$ , the area  $\mathcal{A}$ , and the perimeter  $\mathcal{P}$ .

Note that, when  $R_0 > 1$ , the separation of scales  $D \gg \xi$  remains for any  $\alpha$  and the short-range behavior with a linear growth  $\xi \propto t$  is never recovered. This is in contrast with lattice models [24, 25], where a reduction to short-range does happen at  $\alpha = d + 1$ .

*Defining clusters.* In our model, the ensemble of positions ever occupied by an infected individual up to time  $t$  is a finite set, as only a finite number of jumps have occurred. How do we define its clusters? For simplicity we focus on one and two dimensions. We introduce a coarse-graining scale  $b \gg \epsilon$ , and thicken each point by a patch of size  $b$  — an interval of length  $b$  in 1D, and a square [42] of size  $b$  in 2D — centered at that point, see Fig. 2. The patches attached to different points can then overlap and form  $N_c$  clusters. In one dimension, each cluster is an interval with some (random) length  $\ell_c$ . The sum of all  $\ell_c$ 's is the epidemic's *extension*,  $\ell$ . In two dimensions, a cluster is a polygon that can be non-convex and have holes. Similarly, we denote the cluster's area as  $\mathcal{A}_c$  and the total area as  $\mathcal{A}$ . These quantities all depend on  $b$ . In what follows, unless otherwise stated, we will fix its value to  $b = 1 \gg \epsilon$ . We also consider the gaps  $g$  between consecutive points in one dimension: from Fig. 2, we see that they are defined independently of  $b$ .

*Clusters at criticality.* We have seen that when  $\alpha < 4$ , the outskirts is much larger than the bulk, and we expect many clusters. Interestingly, the interval  $\alpha \in (0, 4)$  is

divided into several regions with different behaviors of  $\ell$ ,  $\mathcal{A}$  and  $N_c$  (see Table I). Let us start with the most nontrivial case  $\alpha \in (d/2, d)$ . There, the bulk is relatively compact, and dominates the extension/area of the epidemic. More precisely, their averages have the following asymptotic (here and below,  $\langle [\dots] \rangle_S$  denotes an average conditioned on a given value of  $S$ ):

$$\langle \ell \rangle_S \sim \xi, \quad \langle \mathcal{A} \rangle_S \sim \xi^2 \quad (d/2 < \alpha < d) \quad (5)$$

Eq. (5) may appear trivial, and suggest that the bulk is a single large cluster. The opposite is true: the bulk contains most of the clusters of the epidemic. The average number of clusters scales with  $\xi$  via a new and nontrivial exponent

$$\langle N_c \rangle_S \sim \xi^\chi \quad (d/2 < \alpha < d). \quad (6)$$

The exponent  $\chi$ , function of  $\alpha$  and  $d$ , is determined as the solution of a transcendental equation given in [40] together with a plot. The value of  $\chi$  satisfies the bounds  $\alpha < \chi < d$ . As a consequence the number of clusters grows with  $S$  but remains much lower than the area  $\mathcal{A}$  (or the extension  $\ell$ ). Thus, the cluster areas  $\mathcal{A}_c$  and extensions  $\ell_c$  must have broad distributions (with divergent mean as  $S \rightarrow \infty$ ). Computing them are beyond the reach of the present techniques. However if we assume that they follow a single power law in the interval  $[1, \xi^d]$ , we can surmise their exponent [36]:

$$P(\ell_c) \sim \ell_c^{-\chi-1}, \quad P(\mathcal{A}_c) \sim \mathcal{A}_c^{-\chi/2-1}. \quad (7)$$

To describe the geometry of the sparse outskirts we need another observable. In 1D, a natural choice is the distribution of gaps. It informs of the vast empty space between rare clusters in the outskirts. Now, a little thought (see Fig. 2) shows that the number of gaps  $\geq g$  is equal to the number of clusters with the coarse-graining scale set to  $g$ ,  $\langle N_c(b=g) \rangle_S$ , minus one. The latter quantity generalizes to two dimensions, and provides a good probe of the distances between clusters: as  $g$  increases, clusters with distances  $\leq g$  merge. In both dimensions, we find that the  $g$  dependence of cluster number has two regimes with distinct power laws:

$$\frac{\langle N_c(b=g) \rangle_S}{\sqrt{S}} \sim \begin{cases} (g/g_c)^{-\frac{d(\chi-\alpha)}{d-\alpha}} & 1 \ll g \ll g_c \\ (g/g_c)^{-\frac{\alpha d}{d+\alpha}} & g_c \ll g \ll D \end{cases}, \quad (8)$$

where  $g_c = \xi^{1-\alpha/d}$  is the crossover gap length, and the outskirts diameter  $D$  (3) is also the magnitude of the largest gap,  $\langle N_c(b=D) \rangle_S \sim 1$ . The two gap regimes  $g \ll g_c$  and  $g \gg g_c$  correspond to gaps in the bulk and in the outskirts, respectively. The crossover gap scale  $g_c$  is such that, in one dimension, the total length of the gaps of size of order  $g_c$  (e.g., in the interval  $[g_c, 2g_c]$ ), is  $\xi$  [43]:

$$g_c \langle N_c(b=g_c) \rangle_S \sim g_c \sqrt{S} = \xi, \quad (d=1). \quad (9)$$

The smaller gaps are far more numerous, but occupy a negligible fraction of the bulk. Meanwhile, the larger

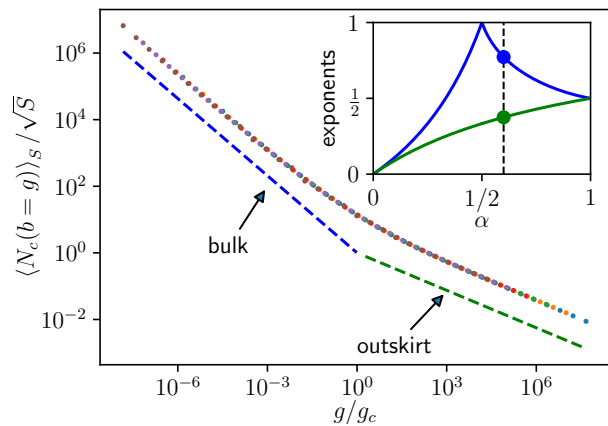


FIG. 3. Gap distribution with  $\alpha = 0.6$ , obtained by numerical solution of (12)[40]. Data points with various sizes  $S = 10^{20}, \dots, 10^{28}$  are collapsed using the Ansatz (8). The dashed lines indicate the predicted exponents in two regimes,  $\approx 0.77$  and  $0.375$  respectively. Inset: The dependence of the two exponents on  $\alpha$ , with  $\alpha = 0.6$  highlighted.

gaps are a minority in number, yet dominate the sparse outskirts. Of course, there is no sharp transition between bulk and outskirts, but rather a smooth crossover. Indeed, in Fig. 3, we show that to clearly demarcate the two power laws requires several orders of magnitudes. Monte Carlo studies of this long range model must thus be executed with great care.

We now briefly describe the other regimes of  $\alpha$ . For strong long-range dispersion,  $\alpha < d/2$ , the bulk becomes sparser: it is made of  $\propto S$  atomic clusters, whose total areal/extension is  $\propto S$ , much smaller than the bulk size  $\xi^d$  (2). Yet, it is still distinguished from the outskirts, as the gap distribution has two regimes: (8) remains true upon setting  $\chi \rightarrow 2\alpha$ . The situation of  $\alpha \in (d, 4)$  is more complex, due to the competition between the short-range bulk (with  $\xi \sim S^{1/4}$ ) and the outskirts. In 2D, there is a single regime  $\alpha \in (2, 4)$ , where the area is dominated by the short-range bulk  $\langle \mathcal{A} \rangle_S \sim \xi^2 \sim S^{1/2}$ . Yet the number of clusters, dominated by the outskirts, is still large and has a different scaling  $\langle N_c \rangle \sim \xi^{4-\alpha} \sim S^{1-\alpha/4}$ . The same behavior is recovered in 1D for  $\alpha \in (3, 4)$ . When  $\alpha \in (1, 3)$  in 1D, a different regime is observed, where both the extension and the number of clusters are dominated by the outskirts, and scale differently  $\langle \ell \rangle \sim \langle N_c \rangle \sim S^{1/(1+\alpha)}$ . For all  $\alpha > d$ , the gaps of the bulk are very small or nonexistent ( $g_c \ll 1$ ), and the power law distribution of the gaps is observed only in the outskirts, and follows (8):  $\langle N_c(b=g) \rangle_S \sim \sqrt{S}(g/g_c)^{-\alpha d/(d+\alpha)}$ .

We can readily translate the results above to a non-conditioned average at time  $t$ , using

$$\langle \mathcal{O}(t) \rangle \sim \int^{S_{\max}} P(S) \langle \mathcal{O} \rangle_S dS, \quad S_{\max} \sim t^2. \quad (10)$$

Thus, if  $\langle \mathcal{O} \rangle_S \sim S^a$ ,  $\langle \mathcal{O}(t) \rangle \sim t^{\max(2a-1, 0)}$ . As a result,  $\langle \ell(t) \rangle$ ,  $\langle \mathcal{A}(t) \rangle$ ,  $\langle N_c(t) \rangle$  all grow as some power of  $t$  at criti-

cality when  $\alpha < d$ , and remain of order unity when  $\alpha > d$  (see Table I). The dynamics away from criticality is indistinguishable from the critical one until a crossover time  $t_* \sim |1 - R_0|^{-1}$ . Beyond that, the growth of all averages saturates in the sub-critical regime ( $R_0 < 1$ ).

*Clusters of an outbreak.* When  $R_0 > 1$ , and  $t > t_*$ , we observe an exponential growth characteristic of the super-critical regime. At variance with the critical case, the statistical fluctuations are weak and the typical behavior coincides with the average one. We recall that the bulk and diameter grow exponentially (for any  $\alpha > 0$ ) as (3) and (4). The epidemic is omnipresent in the bulk, so that  $\langle \ell \rangle \sim \xi$ ,  $\langle \mathcal{A} \rangle \sim \xi^2$ , where  $\xi \sim S^{1/(d+\alpha)} \sim e^{(\beta-\gamma)t/(d+\alpha)}$  (4). Meanwhile, the outskirts are sparser. There are many clusters,  $\langle N_c \rangle \sim \xi^d$ , at a distance between  $\xi$  and  $D \gg \xi$ . Although the outskirts region is growing exponentially, its structure is time-independent: the gap distribution is stationary up to a normalization and a cutoff,

$$\langle N_c(b = g) \rangle \sim \xi^d g^{-\frac{d\alpha}{\alpha+d}}, \quad g \ll D. \quad (11)$$

*Method.* We highlight some key points of our analytical approach. The main object is a function  $F(x, t|b)$ , which is the probability that  $x$  belongs to the patch of some point visited before  $t$ . Then, a standard backward recursion argument shows that  $F$  satisfies a nonlinear “instanton” equation [44]

$$\partial_t F = \mathcal{D}^\alpha F + (\beta - \gamma)F - \beta F^2, \quad F|_{t=0} = 0, \quad (12)$$

for any  $x$  outside the patch of the origin; inside that,  $F = 1$ . Here  $(\mathcal{D}^\alpha f)(x) := \int p(x-y)(f(y) - f(x))d^d y$  is the “fractional diffusion” term. From the solution  $F$ , we can obtain the area (extension) by integrating it over the plane (line). The cluster number is obtained by differentiating with respect to  $b$ . In 1D, we have

$$N_c(b) = \partial_b \ell(b). \quad (13)$$

In 2D, deriving once gives the *perimeter*  $\mathcal{P}$ ; deriving twice, we obtain the difference between cluster and hole numbers:

$$\mathcal{P}(b) = 2\partial_b \mathcal{A}(b), \quad \partial_b \mathcal{P}(b) = 4(N_c - N_h). \quad (14)$$

Yet, we are able to constrain the asymptotics of  $N_c$  using the bounds  $\mathcal{P}/(4b) \geq N_c \geq N_c - N_h$ .

Therefore, the problem boils down to the asymptotic analysis of (12). In the super-critical regime, the exponential spreading of its traveling wave solution follows from existing rigorous results [45]; for a self-contained derivation and our results on clusters, see [40]. In Fig. 4, we plot the front profile (in 1D). Note that it decays as a power law, and does not have a characteristic width. In contrast, in traveling wave equations with short-range diffusion, the wavefront position has linear growth in time and its width is of order unity.

The analysis at criticality and in the regime  $\alpha \in (d/2, d)$  involves a noteworthy point. To discuss that

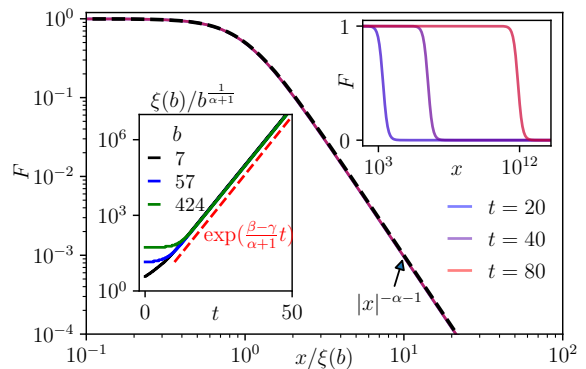


FIG. 4. Traveling wave solution to (12) in the supercritical regime, ( $\alpha = 2, \beta = 1, \gamma = 0, b = 7$ ). The solution at  $t = 20, 40, 80$  (upper inset) collapsed onto the front profile  $F(x, t) = f(x/\xi(b))$ ,  $f(y) = 1/(1 + y^{1+\alpha})$  (black dashed curve). The front position  $\xi(b)$  is defined by  $F(\xi(b)) = 1/2$ . Its time dependence is plotted in the lower inset for 3 values of  $b$ . The collapse confirms the  $b$  dependence of the front position [40].

without going into technical details, consider the following puzzle, say in 1D. Recall that the cluster number and the extension are related by a  $b$ -derivative (13). Then, how can they scale differently:  $\ell \sim \xi, N_c \sim \xi^x \ll \xi$ ? The crux is that, the leading asymptotics of  $\ell$  is  $b$ -independent, while  $N_c$  derives from a subleading term:

$$\langle \ell(b) \rangle_S = c_0 \xi + c_1(b) \xi^x, \quad (b \ll g_c) \quad (15)$$

where  $c_0$  is  $b$ -independent. To extract the cluster statistics from the solution of (12), it is necessary to identify its *subleading* asymptotics, in addition to the previously known leading one [46]. This mathematical detail has a physical interpretation: cluster statistics are associated with irrelevant perturbations in the sense of the renormalization group. During the coarse-graining process, the clusters merge and information about them is gradually erased.

*Conclusion.* We have characterized the clusters of an epidemic model with long range dispersal, which is equivalent near criticality to a discretized version of the mean-field theory of depinning avalanches with long range elasticity. We found that two diverging length scales — the bulk and the outskirts — emerge in both super-critical and critical regimes. In the latter, the bulk can have a rich structure with broadly distributed cluster sizes as well as gap sizes. Our analytical approach based on the instanton equation can be extended to study the effect of an inhomogeneous network [12], or the clusters of activities *at* (not up to) a given time. It will be also interesting to see how much the qualitative features revealed here appear in other epidemic models, e.g., contact point processes [47]. Finally, concerning depinning avalanches, our model provides a mean-field description which should be quantitatively correct for realistic long range systems when  $d \geq 2\alpha$ . To describe these systems for  $d < 2\alpha$ ,

$d = 1$	$\alpha < 1/2$	$1/2 < \alpha < 1$	$1 < \alpha < 3$	$3 < \alpha < 4$	$\alpha > 4$	$d = 2$	$\alpha < 1$	$1 < \alpha < 2$	$2 < \alpha < 4$	$\alpha > 4$
$\langle \ell \rangle_S \sim S^?$	1	$1/(2\alpha)$	$1/(1+\alpha)$	1/4		$\langle \mathcal{A} \rangle_S \sim S^?$	1	$1/\alpha$	1/2	
$\langle N_c \rangle_S \sim S^?$	1	$\chi/(2\alpha)$	$1/(1+\alpha)$	$1 - \alpha/4$	0	$\langle N_c \rangle_S \sim S^?$	1	$\chi/(2\alpha)$	$1 - \alpha/4$	1
$\langle \ell(t) \rangle \sim t^?$	1	$(1 - \alpha)/\alpha$	0			$\langle \mathcal{A}(t) \rangle \sim t^?$	1	$(2 - \alpha)/\alpha$	0	
$\langle N_c(t) \rangle \sim t^?$	1	$(\chi - \alpha)/\alpha$	0			$\langle N_c(t) \rangle \sim t^?$	1	$(\chi - \alpha)/\alpha$	0	

TABLE I. Summary of the main asymptotic results in the critical regime. Scaling exponents are displayed for both the time average and conditioned average on a large infection number  $S$ . In two dimensions, the perimeter’s scaling is identical to the cluster number.

loop corrections to mean field theory should be taken into account. In particular, our results imply a cluster number distribution  $P(N_c) \sim N_c^{-\mu}$  where  $\mu = \alpha/\chi + 1$  for  $\alpha \in (d/2, d)$ . At the critical dimension  $d = 2\alpha$ , we recover the BGW value  $\mu = 3/2$ , but in our model  $\mu > 3/2$  is a new exponent when  $d < 2\alpha$ . Meanwhile, numerical studies [36] of realistic models suggest that  $\mu \approx 3/2$  for

all  $d < 2\alpha$ . It will be interesting to see how to retain the “dangerously irrelevant” cluster statistics in the field theory and whether the loop corrections can account for this numerical observation.

We thank Jean-Philippe Bouchaud for useful discussions, and William Terrot for preliminary work on the project. PLD acknowledges support from ANR under the grant ANR-17-CE30-0027-01 RaMaTraF.

- 
- [1] I.J. Bienaymé, *De la loi de multiplication et de la durée des familles*, Soc. Philomat. Paris Extraits, Sér 5, 37-39 (1845). L’institut 589, 13:131-132. Reprinted in D.G. Kendall, *The genealogy of genealogy: Branching processes before (and after) 1873*, Bull. London. Math. Soc. 7:225-253 (1975).
- [2] H. Watson and F. Galton, *On the probability of the extinction of families*, J. Anthropol. Inst. G. B. Irel. 4, 138 (1875).
- [3] Bruno Alessandro, Cinzia Beatrice, Giorgio Bertotti, and Arianna Montorsi, “Domain-wall dynamics and barkhausen effect in metallic ferromagnetic materials. i. theory,” *Journal of Applied Physics* **68**, 2901-2907 (1990).
- [4] Maury D. Bramson, “Maximal displacement of branching brownian motion,” *Communications on Pure and Applied Mathematics* **31**, 531-581 (1978).
- [5] Gordon Slade, “Scaling limits and super-brownian motion,” *Notices AMS* **49**, 1056-1067 (2002).
- [6] Louis-Pierre Arguin, Anton Bovier, and Nicola Kistler, “The extremal process of branching brownian motion,” *Probability Theory and Related Fields* **157**, 535-574 (2013).
- [7] Eric Dumonteil, Satya N. Majumdar, Alberto Rosso, and Andrea Zoia, “Spatial extent of an outbreak in animal epidemics,” *Proceedings of the National Academy of Sciences* **110**, 4239-4244 (2013).
- [8] Kabir Ramola, Satya N. Majumdar, and Grégory Schehr, “Spatial extent of branching brownian motion,” *Phys. Rev. E* **91**, 042131 (2015).
- [9] Andrew V. Suarez, David A. Holway, and Ted J. Case, “Patterns of spread in biological invasions dominated by long-distance jump dispersal: Insights from argentine ants,” *Proceedings of the National Academy of Sciences* **98**, 1095-1100 (2001).
- [10] James K. M. Brown and Mogens S. Hovmøller, “Aerial dispersal of pathogens on the global and continental scales and its impact on plant disease,” *Science* **297**, 537-541 (2002).
- [11] Ran Nathan, “Long-distance dispersal of plants,” *Science* **313**, 786-788 (2006).
- [12] Dirk Brockmann, “Human mobility and spatial disease dynamics,” in *Reviews of Nonlinear Dynamics and Complexity* (John Wiley & Sons, Ltd, 2009) Chap. 1, pp. 1-24.
- [13] Marta C. González, César A. Hidalgo, and Albert-László Barabási, “Understanding individual human mobility patterns,” *Nature* **453**, 779-782 (2008).
- [14] Prasad Perlekar, Roberto Benzi, David R. Nelson, and Federico Toschi, “Population dynamics at high reynolds number,” *Phys. Rev. Lett.* **105**, 144501 (2010).
- [15] J. R. Rice, “First-Order Variation in Elastic Fields Due to Variation in Location of a Planar Crack Front,” *Journal of Applied Mechanics* **52**, 571-579 (1985).
- [16] Huajian Gao and James R. Rice, “A First-Order Perturbation Analysis of Crack Trapping by Arrays of Obstacles,” *Journal of Applied Mechanics* **56**, 828-836 (1989).
- [17] Anne Tanguy, Matthieu Gouneille, and Stéphane Roux, “From individual to collective pinning: Effect of long-range elastic interactions,” *Phys. Rev. E* **58**, 1577-1590 (1998).
- [18] D. Bonamy, S. Santucci, and L. Ponsou, “Crackling dynamics in material failure as the signature of a self-organized dynamic phase transition,” *Phys. Rev. Lett.* **101**, 045501 (2008).
- [19] J. F. Joanny and P. G. de Gennes, “A model for contact angle hysteresis,” *The Journal of Chemical Physics* **81**, 552-562 (1984).
- [20] Sébastien Moulinet, Alberto Rosso, Werner Krauth, and Etienne Rolley, “Width distribution of contact lines on a disordered substrate,” *Phys. Rev. E* **69**, 035103 (2004).
- [21] P. Le Doussal, K. J. Wiese, S. Moulinet, and E. Rolley, “Height fluctuations of a contact line: A direct measurement of the renormalized disorder correlator,” *EPL (Europhysics Letters)* **87**, 56001 (2009).
- [22] Jean-Christophe Baret, Damien Vandembroucq, and Stéphane Roux, “Extremal model for amorphous media plasticity,” *Phys. Rev. Lett.* **89**, 195506 (2002).
- [23] Jie Lin, Edan Lerner, Alberto Rosso, and Matthieu Wyart, “Scaling description of the yielding transition in

- soft amorphous solids at zero temperature,” Proceedings of the National Academy of Sciences **111**, 14382–14387 (2014).
- [24] Oskar Hallatschek and Daniel S. Fisher, “Acceleration of evolutionary spread by long-range dispersal,” Proceedings of the National Academy of Sciences **111**, E4911–E4919 (2014).
- [25] Shirshendu Chatterjee and Partha S. Dey, “Multiple phase transitions in long-range first-passage percolation on square lattices,” Communications on Pure and Applied Mathematics **69**, 203–256 (2016).
- [26] Xiangyu Cao, Alberto Rosso, Jean-Philippe Bouchaud, and Pierre Le Doussal, “Genuine localization transition in a long-range hopping model,” Phys. Rev. E **95**, 062118 (2017).
- [27] Haye Hinrichsen, “Non-equilibrium critical phenomena and phase transitions into absorbing states,” Advances in Physics **49**, 815–958 (2000).
- [28] Hans-Karl Janssen and Olaf Stenull, “Field theory of directed percolation with long-range spreading,” Phys. Rev. E **78**, 061117 (2008).
- [29] Peter Grassberger, “SIR epidemics with long-range infection in one dimension,” Journal of Statistical Mechanics: Theory and Experiment **2013**, P04004 (2013).
- [30] Peter Grassberger, “Two-dimensional sir epidemics with long range infection,” Journal of Statistical Physics **153**, 289–311 (2013).
- [31] For a recent review see Pierre Le Doussal, *Equivalence of mean-field avalanches and branching diffusions: From the Brownian force model to the super-Brownian motion*, ArXiv:2203.10512 (2022).
- [32] P. Le Doussal and K. J. Wiese, “Distribution of velocities in an avalanche,” EPL (Europhysics Letters) **97**, 46004 (2012).
- [33] Pierre Le Doussal and Kay Jörg Wiese, “Avalanche dynamics of elastic interfaces,” Phys. Rev. E **88**, 022106 (2013).
- [34] Knut Jørgen Måløy, Stéphane Santucci, Jean Schmittbuhl, and Renaud Toussaint, “Local waiting time fluctuations along a randomly pinned crack front,” Phys. Rev. Lett. **96**, 045501 (2006).
- [35] Lasse Laurson, Stéphane Santucci, and Stefano Zapperi, “Avalanches and clusters in planar crack front propagation,” Phys. Rev. E **81**, 046116 (2010).
- [36] Clément Le Priol, Pierre Le Doussal, and Alberto Rosso, “Spatial clustering of depinning avalanches in presence of long-range interactions,” Phys. Rev. Lett. **126**, 025702 (2021).
- [37] Deniz Ertas and Mehran Kardar, “Critical dynamics of contact line depinning,” Phys. Rev. E **49**, R2532–R2535 (1994).
- [38] Pierre Le Doussal, Kay Jörg Wiese, and Pascal Chauve, “Two-loop functional renormalization group theory of the depinning transition,” Phys. Rev. B **66**, 174201 (2002).
- [39] Alberto Rosso and Werner Krauth, “Roughness at the depinning threshold for a long-range elastic string,” Phys. Rev. E **65**, 025101 (2002).
- [40] See Supplemental Material.
- [41] Thimothée Thiery, Pierre Le Doussal, and Kay Jörg Wiese, “Spatial shape of avalanches in the brownian force model,” Journal of Statistical Mechanics: Theory and Experiment **2015**, P08019 (2015).
- [42] Our results apply equally if we use disks in 2D.
- [43] A similar but less precise description applies to 2D if we replace a gap of length  $g$  by an “empty space” of area  $g^2$ .
- [44] Similar equations have appeared in several contexts under various names, e.g., traveling wave [48, 49], instanton [33], Dawson-Wanatabe duality [50, 51], see [31] for a review.
- [45] Xavier Cabré and Jean-Michel Roquejoffre, “The Influence of Fractional Diffusion in Fisher-KPP Equations,” Communications in Mathematical Physics **320**, 679–722 (2013).
- [46] Clément Le Priol, *Long-range interactions in the avalanches of elastic interfaces*, Theses, Université Paris sciences et lettres (2020).
- [47] Joaquin Marro and Ronald Dickman, *Nonequilibrium Phase Transitions in Lattice Models*, Collection Alea-Saclay: Monographs and Texts in Statistical Physics (Cambridge University Press, 1999).
- [48] R. A. Fisher, “The wave of advance of advantageous genes,” Annals of Eugenics **7**, 355–369 (1937).
- [49] A. Kolmogorov, I. Petrovsky, and N. Piscounov, “Etude de l’équation de la diffusion avec croissance de la quantité de matière et son application à un problème biologique,” Bull. Univ. Etat Moscou A **1**, 1 (1937).
- [50] D. A. Dawson, “Stochastic evolution equations and related measure processes,” Journal of Multivariate Analysis **5**, 1–52 (1975).
- [51] Shinzo Watanabe, “A limit theorem of branching processes and continuous state branching processes,” Journal of Mathematics of Kyoto University **8**, 141 – 167 (1968).
- [52] Pierre Le Doussal, *More on the Brownian force model: avalanche shapes, tip driven, higher d*, ArXiv:2203.10544 (2022).
- [53] Leonid Mytnik and Edwin Perkins, “The dimension of the boundary of super-brownian motion,” Probability Theory and Related Fields **174**, 821–885 (2019).
- [54] Onuttom Narayan and Daniel S. Fisher, “Threshold critical dynamics of driven interfaces in random media,” Phys. Rev. B **48**, 7030–7042 (1993).
- [55] Stefano Zapperi, Pierre Cizeau, Gianfranco Durin, and H. Eugene Stanley, “Dynamics of a ferromagnetic domain wall: Avalanches, depinning transition, and the barkhausen effect,” Phys. Rev. B **58**, 6353–6366 (1998).
- [56] Alexander Dobrinevski, Pierre Le Doussal, and Kay Jörg Wiese, “Avalanche shape and exponents beyond mean-field theory,” EPL (Europhysics Letters) **108**, 66002 (2014).

## SUPPLEMENTAL MATERIAL

### A. Derivation of the instanton equation

We recall the standard backward recursion argument used to derive the instanton equation. Let the positions of the infected individuals at time  $t$  be  $x_1, \dots, x_{I(t)}$  where  $I(t)$  is the number of infected. Note that at  $t = 0$  we have one infected individual at  $x_1 = 0$ . Consider the probability that the  $b$ -neighborhood (called a patch in the main text) around  $x$  has not been infected until  $t$ :

$$E(x, t|b) = 1 - F(x, t|b) = \text{Prob}(\|x_i(s) - x\| > b/2, \forall i = 1, \dots, I(s), s \leq t) \quad (16)$$

where

$$\|x\| = \max_{a=1}^d |x_a|. \quad (17)$$

Since the spatial diffusion is symmetric (the probability of going from  $x \rightarrow y$  and  $y \rightarrow x$  are the same), it is not hard to see that  $E$  is equal to the probability that the  $b$ -neighborhood of the origin has not been visited, if the epidemic starts at  $x$ :

$$E(x, t|b) = \text{Prob}(\|x_i(s)\| > b/2 | x_0(0) = x). \quad (18)$$

Note that if  $\|x\| \leq b/2$ ,  $E = 0$  by definition. For  $\|x\| > b/2$ , we can apply a backward recursion of  $E$  by considering what can happen during  $t \in (0, dt)$ .

1. Another individual is infected, with probability  $\beta dt$ . In that case  $E(x) \rightarrow E(x)^2$  (because the two individuals will act independently from now on with the same law).
2. The patient 0 recovers with probability  $\gamma dt$ . Then  $E(x) \rightarrow 1$  (note that we assumed  $\|x\| > b/2$ ).
3. The patient performs a jump to  $y$  with probability  $p(|y - x|)d^d y dt$ . In that case  $E(x) \rightarrow E(y)$ .

Gathering all the possibilities, we have

$$E(x, t + dt) - E(x, t) = \beta(E(x)^2 - E(x))dt + \gamma(1 - E(x))dt + \int p(x - y)(E(y) - E(x))d^d y dt, \quad \|x\| > b/2. \quad (19)$$

Now noting that  $F = 1 - E$  and the definition of the fractional diffusion operator

$$(\mathcal{D}^\alpha f)(x) = \int p(|x - y|)(f(y) - f(x))d^d y, \quad p(r) = |r|^{-d-\alpha}\theta(r - \epsilon), \quad (20)$$

we obtain the instanton equation, (21) below.

### B. Super-critical regime: traveling wave solution

We consider the instanton equation for  $F(x, t|b)$ , which is the probability that the  $b$ -neighborhood of  $x$  has been visited by an infected individual by time  $t$  (the epidemic starts with a single infected individual at  $x = 0, t = 0$ )

$$\partial_t F = \mathcal{D}^\alpha F + (\beta - \gamma)F - \beta F^2, \quad \|x\| > b/2 \quad (21)$$

$$F(\|x\| < b/2) = 1, \quad F|_{t=0} = \theta(b/2 - \|x\|), \quad (22)$$

in the super-critical regime ( $\beta > \gamma$ ). We will provide a simple self-contained derivation of the traveling wavefront position (including  $b$  dependence) and of front profile. The result applies to any  $d$  and  $\alpha$ .

Very initially, we can neglect the last two terms and solve the approximate equation  $\partial_t F = \mathcal{D}^\alpha F|_{t=0}$ . We get

$$F \approx t \mathcal{D}^\alpha [\theta(b/2 - \|x\|)], \quad (23)$$

$$\mathcal{D}^\alpha [\theta(b/2 - \|x\|)] \approx \begin{cases} (\|x\| - b/2)^{-\alpha} & 0 < \|x\| - b/2 \ll b \\ b^d |x|^{-\alpha-d} & |x| \gg b. \end{cases} \quad (24)$$

The first regime corresponds to points outside the  $b$ -neighborhood but very close to it (such that the neighborhood appears semi-infinite). In that case there can be prefactors in the above formula depending on  $x/b$ , but they are unimportant for what follows. The second regime corresponds to points far away from the neighborhood; the formula we gave is asymptotically exact.

At  $t = \mathcal{O}(1)$  (uniformly for all  $x$ ), the linear in  $t$  growth will be taken by the exponential growth generated by the  $(\beta - \gamma)F$  term. In fact that term will dominate the RHS of (21), so that

$$F \sim S \mathcal{D}^\alpha [\theta(b/2 - \|x\|)], \text{ where } S = e^{(\beta-\gamma)t}, \quad (25)$$

until  $F \sim 1$  and the nonlinear term  $-\beta F^2$  stops the growth. If  $S \gg b^\alpha$ , e.g. if the scale  $b$  is smaller than outskirts scale  $D = S^{1/\alpha}$ , we can obtain an equation for the wave front position  $\xi(b)$

$$S \sim b^{-d} |\xi(b)|^{\alpha+d} \implies \xi(b) = S^{\frac{1}{\alpha+d}} b^{\frac{d}{\alpha+d}}, \text{ if } D \gg b. \quad (26)$$

We remark that  $\xi(b)$  is related to the bulk extent  $\xi$  by the relation  $\xi = \xi(b = 1)$ , but they are different quantities. Recall that in the super-critical regime, we define the bulk extent as the distance from origin at which the density of the infected population becomes of order one.  $\xi$  is thus independent of  $b$ , and can be done by a simple argument, as given in the main text, and does not require analyzing the nonlinear instanton equation. In contrast,  $\xi(b)$  is the  $b$ -dependent wavefront position of the instanton equation.

Now, we can plug the traveling wave Ansatz

$$F(x, t) = f(|x|/\xi(b)) \quad (27)$$

into (21) to find the front profile. As a result, at large  $\xi$ , we find

$$-\frac{(\beta - \gamma)y f'(y)}{\alpha + d} = (\beta - \gamma)f(y) - \beta f(y)^2. \quad (28)$$

Note that the  $\mathcal{D}^\alpha F$  term gives a negligible contribution. We can explicitly solve for  $f(y)$ :

$$f(y) = \frac{\beta - \gamma}{\beta + (y/y_0)^{d+\alpha}} \quad (29)$$

where  $y_0$  is an unknown constant. Note that  $f(y \rightarrow 0) \rightarrow 1 - \gamma/\beta = 1 - R_0^{-1}$  and  $f(y \rightarrow \infty) \sim 1/y^{d+\alpha}$ . These predictions are verified in Fig. 4 of the main text.

In summary we have shown that for any  $b$  fixed, as  $t \rightarrow \infty$ ,

$$F(x, t) \rightarrow f(|x|/\xi(b)), \quad \xi(b) = e^{\frac{\beta-\gamma}{\alpha+d}t} b^{\frac{d}{\alpha+d}} \quad (30)$$

with  $f$  given by (29). The bulk extent is given by  $\xi$  with  $b = 1$ . Integrating over  $x$  in 1D and 2D, we have

$$\langle \ell \rangle = \int F dx \sim \xi(b), \quad \langle \mathcal{A} \rangle = \int F d^2x \sim \xi(b)^2. \quad (31)$$

Both terms have a nontrivial  $b$  dependence. So in 1D, the cluster number is

$$\langle N_c \rangle = \partial_b \langle \ell \rangle \sim \xi(b)/b, \quad (d = 1). \quad (32)$$

In 2D, we have

$$\langle \mathcal{P} \rangle = 2\partial_b \langle \mathcal{A} \rangle \sim \xi(b)^2/b, \quad \langle N_c - N_h \rangle = \frac{1}{4}\partial_b \langle \mathcal{P} \rangle \sim \xi(b)^2/b^2, \quad (d = 2). \quad (33)$$

Now since  $\mathcal{P}/(4b) \geq N_c \geq N_c - N_h$ , the above results sandwich the asymptotics of  $\langle N_c \rangle$ :

$$\langle N_c \rangle \sim \xi(b)^2/b^2, \quad (d = 2). \quad (34)$$

This sandwiching argument will be systematically repeated below to obtain the cluster number asymptotics in 2D, see (68), (69), (75), (81) below.



### C. Critical regime

#### 1. General strategy

We approach criticality from the sub-critical side, where the epidemic always goes to extinction. Thus we shall always consider the  $t \rightarrow \infty$  limit. For simplicity, we may let

$$\beta = 1, \gamma = 1 - m^2 \Rightarrow R_0 = 1 - m^2, \quad (35)$$

where  $m^2 = 1 - R_0$  is a small positive number (“mass squared” in the avalanche context) that controls the distance to criticality.

We can obtain averages conditioned on the total infection number  $S$  by deriving with respect to  $m^2$ . Indeed, this is because the distribution of the total infection number,  $S$ , follows a power law  $P(S) \sim S^{-3/2}$  with a cutoff at  $S_m = m^{-4}$ . Therefore, for any observable  $\mathcal{O}$ , we have

$$\langle \mathcal{O} \rangle \sim \int^{S_m} S^{-3/2} \langle \mathcal{O} \rangle_S dS \quad (36)$$

where  $\langle \mathcal{O} \rangle_S$  is the average at criticality and conditioned on  $S$ , while  $\langle \mathcal{O} \rangle$  is the (non-conditioned) average over the near-critical ensemble (35). Differentiating both sides with respect to  $m^2$ , we obtain

$$\langle \mathcal{O} \rangle_S \sim - \left. \frac{\partial \langle \mathcal{O} \rangle}{\partial m^2} \right|_{m^2 \rightarrow S^{-\frac{1}{2}}}. \quad (37)$$

Most often,  $\langle \mathcal{O} \rangle$  will contain a term that is proportional to a power of  $m^2$ . Then,  $\langle \mathcal{O} \rangle_S$  will be proportional to that term, multiplied by  $m^{-2} \sim \sqrt{S}$ .

We can also directly obtain finite time averages at criticality from the  $t = \infty$ , sub-critical one, by simply substituting  $m^2 \rightarrow 1/t$ . This is because the critical and near-critical dynamics are indistinguishable until  $t \sim m^{-2}$ , after which the sub-critical one saturates.

In view of the above considerations, we shall concentrate on the stationary instanton equation in  $d$  dimensions,  $d = 1, 2$ :

$$\mathcal{D}^\alpha F = F^2 + m^2 F, \quad \|x\| > b/2, \quad F(\|x\| < b/2) = 1. \quad (38)$$

The integral of  $F$ , and its  $b$ -derivative will provide the sub-critical averages. To analyze the asymptotic behavior of the solution, we will consider a few approximate solutions to it. Each of them is dominant in some range of parameters. Then we will show how to assemble them in various regimes. In what follows, we shall assume  $\alpha < 2$ , until Section C 8, where the competition with short-range physics will be discussed.

#### 2. Extent of the bulk

Before proceeding with the analysis of the instanton equation, we recall the simpler calculation, of the average density  $S(x)$  of infected individuals at distance  $x$  from the origin [the size of the infected population is the integral of  $S(x)$ ]. By a similar backward recursion argument as above, we can show that it satisfies a linear equation

$$\mathcal{D}^\alpha S(x) = m^2 S(x) - \delta(x). \quad (39)$$

Therefore,  $S(x)$  is nothing but the Green function of a fractional Gaussian free field with mass  $m^2$  and a kinetic term  $\propto |k|^\alpha$  when  $\alpha < 2$  (and  $|k|^2$  when  $\alpha > 2$ , see (77) below) in the momentum space. The bulk extent is the correlation length of this field:

$$\begin{cases} \xi = m^{-\frac{2}{\alpha}} & \alpha < 2 \\ \xi_{\text{SR}} = m^{-1} & \alpha > 2 \end{cases}. \quad (40)$$

(Here, in the Supplemental Material, to avoid confusion, we will use the subscript SR to denote the short-range bulk extent. The symbol  $\xi$  without subscript is always equal to  $m^{-2/\alpha}$  even when  $\alpha > 2$ .) Beyond the correlation length,  $S(x) \sim |x|^{-\alpha-d}$  has a fast-decaying tail. Therefore most of the infections happen inside the bulk. Identifying  $m^2 = S^{-1/2}$  according to (37) gives the expressions in the main text:  $\xi = S^{1/(2\alpha)}$  for  $\alpha < 2$  and  $\xi_{\text{SR}} = S^{1/4}$  for  $\alpha > 2$ .

### 3. Scale invariant solution and subleading term

We now come back to the analysis of the time-independent instanton equation (38) and consider its first approximate solution. The ‘‘scale invariant’’ approximation ignores the mass term and the boundary condition at  $\|x\| < b/2$ , and focuses on power law type solutions of the equation

$$F^2 = \mathcal{D}^\alpha F. \quad (41)$$

The mass will introduce a cutoff of this equation when  $F \sim m^2$  (since that is where  $m^2 F \sim F^2$  in (38)).

To solve this equation we recall the classic formula on the Fourier transform of power laws:

$$\mathcal{F}[|x|^{-a}] := \int |x|^{-a} e^{ix \cdot k} d^d x = B(a) |k|^{a-d}, \text{ where } B(a) = \frac{\pi^{d/2} 2^{d-a} \Gamma(\frac{d-a}{2})}{\Gamma(\frac{a}{2})}. \quad (42)$$

Note that  $B$  also depends on  $d$  but we omitted this argument to keep notations concise. Then, for  $\alpha < 2$ , the fractional diffusion term  $\mathcal{D}^\alpha$  acts on a power law in the following way:

$$\mathcal{D}^\alpha(|x|^{-h}) = |x|^{-h-\alpha} D(h, \alpha), \quad (43)$$

$$D(h, \alpha) := \frac{1}{(2\pi)^d} B(h) B(d-h-\alpha) B(d+\alpha). \quad (44)$$

This can be shown by performing the convolution by Fourier transform:  $\mathcal{D}^\alpha f = \mathcal{F}^{-1}(\mathcal{F}[p]\mathcal{F}[f])$ .

From (43), it follows immediately that (41) admits a power law solution, which we shall call the scale-invariant approximation:

$$F_{\text{sc}} = D(\alpha, \alpha) |x|^{-\alpha}. \quad (45)$$

Comparing this to  $m^2$ , we find the mass cutoff

$$\xi = m^{-2/\alpha}, \quad (46)$$

which is the same as the bulk extent. When  $|x| \gg \xi$ ,  $F_{\text{sc}} \sim |x|^{-\alpha-d}$  decays fast and its contribution can be ignored for all purposes. Plotting  $D(\alpha, \alpha)$ , one may find that it is positive when  $\alpha \in (d/2, d)$ . It has a zero at  $\alpha = d/2$  and a pole at  $\alpha = d$ . Therefore the scale invariant solution is valid as a dominant asymptotic behavior *only* in the interval  $\alpha \in (d/2, d)$ . A similar solution was found in 1D in [46].

*Remark.* We have swept some (well-known) technical details under the rug. Indeed,  $\mathcal{F}[p]$  is the regularized Fourier transform, with an  $\epsilon$ -dependent constant removed, and to which the formula (42) applies. Also, the RHS of (43) also misses  $\delta$  terms at the origin, which are unimportant since our analysis concerns large  $x$ .

### 4. Correction to scale invariant solution

It will be important to consider admissible perturbations of the scale invariant solution  $F_{\text{sc}}$ . That is, we consider

$$F = F_{\text{sc}} + \delta F, \quad \delta F \ll F_{\text{sc}}. \quad (47)$$

Such an  $F$  satisfies (41) if  $\delta F$  satisfies its linearized version

$$\mathcal{D}^\alpha(\delta F) = 2F_{\text{sc}}\delta F. \quad (48)$$

This also admits a power-law solution at large distances

$$\delta F \propto |x|^{-\eta}, \text{ where } \eta \text{ satisfies } 2D(\alpha, \alpha) = D(\eta, \alpha). \quad (49)$$

Anticipating what follows, we note that the exponent  $\eta$  is related to  $\chi$  in the main text by

$$\chi = d + \alpha - \eta. \quad (50)$$

See Fig. 5 for a plot of  $\chi$ . The explicit form of the transcendental equation  $2D(\alpha, \alpha) = D(\eta, \alpha)$  (49), in terms of  $\chi$ , is the following:

$$\frac{D(\eta, \alpha)}{2D(\alpha, \alpha)} = \frac{\Gamma(\frac{\alpha}{2}) \Gamma(\frac{\chi-\alpha}{2}) \Gamma(\frac{1}{2}(d-2\alpha)) \Gamma(\frac{1}{2}(d+2\alpha-\chi))}{2\Gamma(\alpha) \Gamma(\frac{1}{2}(\chi-2\alpha)) \Gamma(\frac{d-\alpha}{2}) \Gamma(\frac{1}{2}(d+\alpha-\chi))} = 1. \quad (51)$$

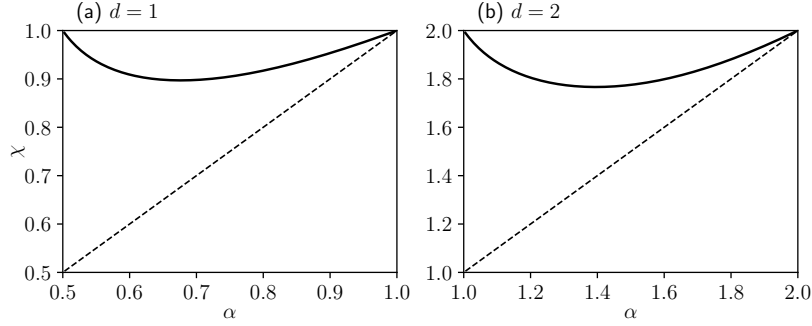


FIG. 5. Solid curve: The exponent  $\chi$  as a function of  $\alpha$  for  $d = 1$  and  $d = 2$ . The dashed line is  $\alpha$ .

This equation determines  $\chi$  as mentioned in the main text. Note that for each  $d, \alpha$  there are *several branches of solutions* to this equation (generically an infinity, but only two for  $\alpha = 2, 4, \dots$ ). The branch relevant to this study is the unique one such that  $\chi \in (\alpha, d)$  (or  $\eta \in (\alpha, d)$ ) as  $\alpha \in (d/2, d)$ . We justify this choice by observing that  $\chi \rightarrow d$  as  $\alpha \rightarrow d/2$ , which is expected from the continuity to the  $\alpha < d/2$  regime (see below).

*Remark.* A similar analysis of the linear perturbation of the instanton equation around the self-consistent solution  $F_{\text{SR}}(x) = 2(4-d)/x^2$  was performed for the short-range Brownian model (in the continuum setting of the Brownian force model) [52] (Section VIII) and led to two possible values for the exponent  $\eta = 3, -4$  in  $d = 1$ ,  $\eta = \pm 2\sqrt{2}$  in  $d = 2$  and  $\eta = \frac{1}{2} \pm \frac{\sqrt{17}}{2}$  in  $d = 3$ . Similar exponents also appeared in calculations of the fractal dimension of the boundary of the super-Brownian motion [53].

One can ask how the equation (51) recovers the SR case. This happens by setting  $\alpha = 2$ , while keeping  $d, \eta$  generic. In that case (51) simplifies and one obtains two branches of solutions:

$$\frac{D(\eta, 2)}{2D(2, 2)} = \frac{\eta(d - \eta - 2)}{4(d - 4)} \quad \Rightarrow \quad \eta = \frac{1}{2} \left( d \pm \sqrt{(d - 20)d + 68} - 2 \right), \quad (52)$$

which recover the above cited values.

It is interesting to note however that the  $\alpha \rightarrow 2$  limit of the transcendental equation (51) is quite subtle in 2D. First of all, the  $\alpha \rightarrow 2$  and  $d \rightarrow 2$  limits do not commute. We have the following series expansion of the LHS of (51):

$$\left. \frac{D(\eta, \alpha)}{2D(\alpha, \alpha)} \right|_{\substack{d=2-\epsilon \\ \alpha=2-r\epsilon}} = \frac{\eta^2(r-1)}{16r-8} + \mathcal{O}(1), \quad \epsilon \rightarrow 0. \quad (53)$$

The short-range model is obtained by taking  $r = 0$ , i.e., sending  $\alpha \rightarrow 2$  *before*  $d \rightarrow 2$  as noted above (indeed, equating the above equation to 1, we obtain  $\eta = \pm 2\sqrt{2}$  in agreement with above). On the other hand, taking  $r = \infty$ , i.e., sending  $d \rightarrow 2$  *before*  $\alpha \rightarrow 2$ , we obtain  $\eta \rightarrow \pm 4$  as  $\alpha \rightarrow 2$ . By tuning  $r$ , i.e. the angle of approach to  $(\alpha, d) = (2, 2)$ , we can obtain any other value of  $\eta$  as a limit. However, the solution that is useful for the cluster statistics in this work is a different branch, and invisible from the series expansion (53). This is because at  $d = 2$ , the limits  $\eta \rightarrow 2$  and  $\alpha \rightarrow 2$  do not commute either. We have

$$\left. \frac{D(\eta, \alpha)}{2D(\alpha, \alpha)} \right|_{\substack{d=2 \\ \alpha=2-\epsilon \\ \eta=2-r\epsilon}} = \frac{1+r}{4r} + \mathcal{O}(1), \quad \epsilon \rightarrow 0. \quad (54)$$

Equating the RHS to 1 gives  $r = 1/3$ , or  $2 - \eta = (2 - \alpha)/3 + \mathcal{O}((2 - \alpha)^2)$  at  $d = 2$ . We note in passing that in 1D,  $1 - \eta = (1 - \alpha)/2 + \mathcal{O}((1 - \alpha)^2)$ .

### 5. The plateau approximation

We now consider another approximate solution: the ‘‘plateau approximation’’. It consists in replacing the LHS of (38) by  $\mathcal{D}^\alpha F \approx \mathcal{D}^\alpha [\theta(b/2 - \|x\|)]$ , which is calculated in (24). Equating that to  $F^2$ , we obtain

$$F_{\text{pl}} = b^{\frac{d}{2}} |x|^{-\frac{\alpha+d}{2}}, \quad b \ll |x| \ll X_m \quad (55)$$

where the mass cutoff scale can be again determined by  $F_{\text{pl}}(X_m) = m^2$ :

$$X_m = b^{\frac{d}{\alpha+d}} m^{-\frac{4}{d+\alpha}}. \quad (56)$$

Beyond that  $F_{\text{pl}} \sim |x|^{-\alpha-d}$  decays fast and its contribution can be neglected.

Under the plateau approximation, the area or the extension is given by

$$\int F_{\text{pl}}(x) d^d x = \begin{cases} c_0(b) - c_1 X_m^d m^2 & \alpha > d \\ c_1 X_m^d m^2 & \alpha < d \end{cases} \quad (57)$$

where  $c_1$  is some positive constant independent of  $b$ , while  $c_0(b)$  depends on  $b$  but not on  $m^2$ . When  $\alpha < d$ , the above formula leads to the large gap power law of the gap distribution, see (69) below. When  $\alpha > d$ , the integral of  $F_{\text{pl}}$  remains of order one as  $m^2 \rightarrow 0$ . Yet, the subleading term  $c_1 X_m^d m^2$  is  $m^2$  dependent, and can be used to calculate the conditioned average on a large  $S$ , via (37):

$$\partial_{m^2} \int F_{\text{pl}}(x) d^d x \sim X_m^d, \quad \alpha > d. \quad (58)$$

*Remark.* When the point is near the  $b$ -neighborhood,  $\|x\| - b/2 \ll b$ , the plateau approximation have a slower decay:

$$F_{\text{pl}} \sim \|\|x\| - b/2\|^{-\frac{\alpha}{2}}, \quad 0 < \|x\| - b/2 \ll b \quad (59)$$

However, this regime will be important only if  $X_m \lesssim b$ , which is equivalent to  $b \gtrsim D = m^{-4/\alpha}$ . To make the following discussion less cumbersome, we shall always assume  $b \ll D$  and ignore the near-plateau regime (59), unless otherwise stated. (Larger values of  $b$  will no longer probe the gap distribution but rare instances of gaps greater than  $D$ .)

## 6. Solution for $d/2 < \alpha < d$

We are now ready to build the solution for the most interesting regime  $d/2 < \alpha < d$ , using the above pieces. Since  $\alpha < d$ ,  $(\alpha + d)/2 > \alpha$ , we expect that the solution is dominated by the plateau approximation (55) at small distances and by the scale invariant one (45) at large distances. Comparing them we obtain a crossover scale

$$F_{\text{pl}}(x_b) = F_{\text{sc}}(x_b) \Rightarrow x_b = b^{\frac{d}{d-\alpha}}. \quad (60)$$

However, recall that the scale-invariant solution has a cutoff at  $|x| \sim \xi$ , and can exist if and only if  $x_b \ll \xi$ . Otherwise, the plateau approximation will dominate everywhere, up to a larger mass cutoff  $X_m \gtrsim \xi$ . The crossover value of  $b$  is the crossover gap scale

$$x_b \sim \xi \Rightarrow b \sim g_c = \xi^{1-\alpha/d} \quad (61)$$

we referred to in the main text. In summary we have:

$$F = \begin{cases} F_{\text{pl}} & |x| \ll x_b \\ F_{\text{sc}} + \delta F & x_b \ll |x| \ll \xi \end{cases}, \quad \text{if } b \ll g_c \quad (62)$$

$$F = F_{\text{pl}}, \quad |x| \ll X_m, \quad \text{if } b \gg g_c. \quad (63)$$

Above,  $\delta F$  is the subleading correction to the scale invariant solution. We have seen that it must be proportional to  $|x|^{-\eta}$  (49). It remains to fix the prefactor, which will turn out to be  $b$ -dependent. To do this, we argue that a separation of the scales  $b \ll x_b \ll \xi$  imposes a single-parameter scaling of  $F$  near  $x_b$ :

$$F(x|b) = x_b^{-\alpha} \tilde{F}(x/x_b), \quad (64)$$

for some scaling function  $\tilde{F}(y)$  such that  $\tilde{F}(y \rightarrow \infty) \sim y^{-\alpha}$  and  $\tilde{F}(y \rightarrow 0) \sim y^{-(\alpha+d)/2}$ . This scaling form is fixed by the leading terms in (62). We verified this Ansatz with extensive numerical solution of the instanton equation, see Fig. 6. Imposing this scaling form to the subleading term fixes its prefactor

$$\delta F \sim |x/x_b|^{-\eta} x_b^{-\alpha} \sim b^{\frac{d(\eta-\alpha)}{d-\alpha}} |x|^{-\eta}. \quad (65)$$

It indeed has a nontrivial  $b$ -dependence, which will allow us to obtain the number of clusters and the bulk gaps distribution, see below.

We now have the complete solution in the regime  $\alpha \in (d/2, d)$  (we keep all the dependence on  $x$ ,  $m^2$  and  $b$ , but drop out all other prefactors):

$$\boxed{
 \begin{aligned}
 F &\sim \begin{cases} F_{\text{pl}} = b^{\frac{d}{2}} x^{-\frac{\alpha+d}{2}} & |x| \ll x_b = b^{\frac{d}{d-\alpha}} \\ F_{\text{sc}} + \delta F = |x|^{-\alpha} + x_b^{\eta-\alpha} |x|^{-\eta} & x_b \ll |x| \ll \xi = m^{-2/\alpha} \end{cases}, \text{ if } b \ll g_c = \xi^{1-\alpha/d} \\
 F &\sim F_{\text{pl}} = b^{\frac{d}{2}} x^{-\frac{\alpha+d}{2}}, |x| \ll X_m = b^{\frac{d}{\alpha+d}} m^{-\frac{4}{d+\alpha}}, \text{ if } b \gg g_c.
 \end{aligned}
 } \quad (66)$$

When  $|x| \gg \xi$  or  $|x| \gg X_m$ ,  $F$  decays as  $|x|^{-\alpha-d}$  and can be ignored.

To find the mean area and extension, we take  $b \ll g_c$ , and integrate over  $F$ . From (66) we can see that the integral will be dominated by  $F_{\text{sc}} + \delta F$  at its mass cutoff scale  $|x| \sim \xi$ , so that:

$$\langle \ell(b) \rangle, \langle \mathcal{A}(b) \rangle \sim \int_{|x| < \xi} F(x) d^d x \sim \xi^{d-\alpha} + x_b^{\eta-\alpha} \xi^{d-\eta}. \quad (67)$$

(Here and below, the RHS with  $d = 1$  applies to  $\ell$ , and  $d = 2$  applies to  $\mathcal{A}$ .) Note that the first term in the RHS is dominant but  $b$ -independent; only the subdominant one is  $b$ -dependent. Applying (37), setting  $b = 1$  and neglecting the subdominant term, we obtain the  $S$ -conditioned mean extension/area of the main text.

The mean cluster number and the bulk gap ( $b \ll g_c$ ) distribution is dominated by the subleading term of  $F$  involving  $\eta$ ,  $|x| \sim \xi$ , since the leading term is  $b$ -independent. The result can be written in a nice way using  $g_c$ :

$$\langle N_c(b = g) \rangle \sim \partial_b^d \int_{|x| < \xi} F d^d x \sim (g/g_c)^{-\frac{d(d-\eta)}{d-\alpha}} = (g/g_c)^{-\frac{d(\chi-\alpha)}{d-\alpha}}, \quad g \ll g_c. \quad (68)$$

Here we recall that  $\chi = \alpha + d - \eta$  by definition. Upon applying (37) we find the small-gap result and the cluster number (with  $b = 1$ ) result of the main text. We also recall that in 2D, we need to use the sandwiching argument  $\langle \mathcal{P} \rangle \gtrsim \langle N_c \rangle \geq \langle N_c - N_h \rangle$ , as discussed below (33).

Similarly, the outskirt gap distribution is dominated by the  $b \gg g_c$  case of (66). We have

$$\langle N_c(b = g) \rangle \sim \partial_b^d \int_{|x| < X_m} F d^d x \sim (g/g_c)^{\frac{\alpha d}{\alpha+d}}, \quad g \gg g_c. \quad (69)$$

The  $S$ -conditioned result in the main text is then found by applying (37). Note that, we can see clearly from the calculation above that these gaps are in the outskirt, by noticing that the integral of  $F$  is dominated by the scale  $X_m$ , which is larger than  $\xi$ .

In Fig. 3 of the main text, we verified the gap distribution prediction by extensive numerical solution of the instanton equation. The derivative with respect to  $b$  and  $m^2$  are evaluated numerically as finite differences.

### 7. $\alpha < d/2$ : The linear approximation

When  $\alpha < d/2$ , the scale invariant solution is no longer viable in the long distance because its prefactor would be negative. In fact, at large distances, the nonlinearity becomes irrelevant and the linear approximation applies,  $F \approx F_{\text{lin}}$  where  $F_{\text{lin}}$  is such that

$$(\mathcal{D}^\alpha - m^2) F_{\text{lin}} = \text{fast decaying term} \implies F_{\text{lin}} \sim c(b) |x|^{-(d-\alpha)}, \quad |x| \ll \xi = m^{-\frac{2}{\alpha}} \quad (70)$$

(Recall that we assume  $\alpha < 2$  here). Beyond  $\xi$ , the solution again decays as  $|x|^{-d-\alpha}$  and can be neglected. To fix the  $b$ -dependent prefactor, we can exploit the crossover to the plateau solution at the mass cutoff scale. A smooth crossover requires that  $F_{\text{lin}}(X_m) \sim F_{\text{pl}}(X_m)$  when  $X_m \sim \xi$ . This imposes:

$$c(b) \sim b^{\frac{d(d-2\alpha)}{d-\alpha}}, \quad (71)$$

and in turn fixes the crossover scale between the linear and plateau regimes: it is still  $x_b = b^{\frac{d}{d-\alpha}}$  as in the regime  $\alpha \in (d/2, d)$ . So the crossover with the plateau approximation works exactly as in the regime  $\alpha \in (d/2, d)$ . In

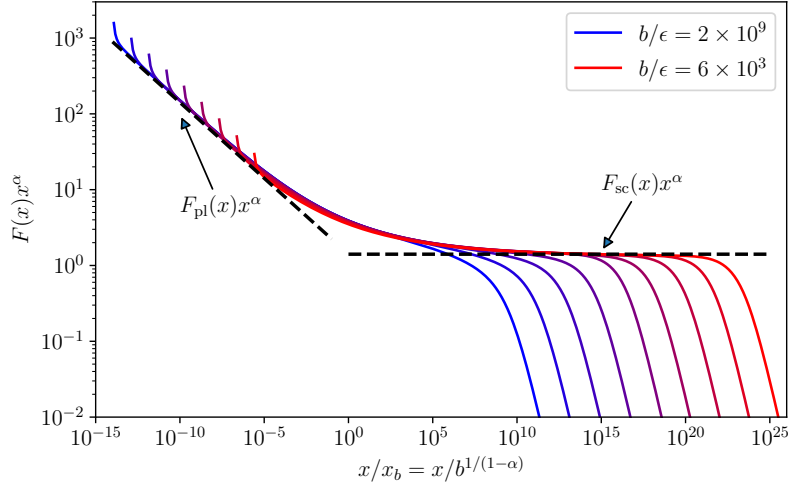


FIG. 6. Verification of the scaling Ansatz (64), which is equivalent to  $F(x|b) = \hat{F}(x/x_b)x^{-\alpha}$  such that  $\hat{F}(y \rightarrow \infty) = D(\alpha, \alpha)$  and  $\hat{F}(y \rightarrow 0) \sim y^{(\alpha-d)/2}$ . We solved the instanton equation numerically at  $m^2 = 10^{-19}$  and for  $b/\epsilon = 6 \times 10^3, \dots, 2 \times 10^9$  (from red to blue), and plotted  $Fx^\alpha$  against  $x/x_b$  (for  $x > b$ ); the data collapse near  $x \sim x_b$  confirms the scaling Ansatz. For  $x \gg x_b$  and  $x \ll x_b$  the solutions are in good agreement with the scale-invariant ( $F_{sc}$ ) and plateau ( $F_{pl}$ ) approximations, respectively. Note that the dashed lines have the exact prefactors; no fit is performed. The large distance and small distance deviations from the collapse are due to the mass cutoff and the near plateau behavior (59), respectively.

summary, the instanton solution for the  $\alpha < d/2$  is as follows:

$$\begin{aligned}
 F \sim \begin{cases} F_{pl} = b^{\frac{d}{2}} x^{-\frac{\alpha+d}{2}} & |x| \ll x_b = b^{\frac{d}{d-\alpha}} \\ F_{lin} = x_b^{-\alpha} |x/x_b|^{\alpha-d} & x_b \ll |x| \ll \xi \end{cases}, \text{ if } b \ll g_c = \xi^{1-\alpha/d} \\
 F \sim F_{pl} = b^{\frac{d}{2}} x^{-\frac{\alpha+d}{2}}, |x| \ll X_m = b^{\frac{d}{\alpha+d}} m^{-\frac{4}{d+\alpha}}, \text{ if } b \gg g_c.
 \end{aligned} \tag{72}$$

The extension and area (for  $b \ll g_c$ ) are obtained by integrating  $F$ , and are dominated by  $F_{lin}$ :

$$\langle \ell(b) \rangle, \langle \mathcal{A}(b) \rangle = \int F(x) d^d x \sim \xi^\alpha x_b^{d-2\alpha}, \quad b \ll g_c. \tag{73}$$

Note that these quantities have a nontrivial  $b$ -dependence already at leading order, at variance with the case of  $\alpha \in (d/2, d)$ . Applying (37) we obtain

$$\langle \ell(b) \rangle_S, \langle \mathcal{A}(b) \rangle_S \sim S x_b^{d-2\alpha}. \tag{74}$$

Apply the  $\partial_b^d$  derivative we obtain the gap distribution and the cluster number:

$$\langle N_c(b=g) \rangle \sim \begin{cases} (g/g_c)^{\frac{\alpha d}{d-\alpha}}, & g \gg g_c \\ (g/g_c)^{\frac{\alpha d}{d+\alpha}}, & g \ll g_c \end{cases} \tag{75}$$

Applying (37) gives us the  $S$ -conditioned average. In particular we find  $\langle N_c \rangle_S \sim \xi^{2\alpha} \sim S$ , which is the signature that the clusters become atomic.

*Remark.* We may understand the  $\alpha < d/2$  regime as a degeneration of the  $\alpha \in (d/2, d)$  one, in the following sense. The linear approximation is the continuation of the subleading term in the scale-invariant solution, whereas the leading term vanishes. Thereby, the gap distribution and cluster number in the regime  $\alpha < d/2$  can be expressed using the same formulas of the regime  $\alpha \in (d/2, d)$ , upon the following replacements of the exponents:

$$\eta \rightarrow d - \alpha, \quad \chi \rightarrow 2\alpha, \quad (\alpha < d/2). \tag{76}$$

8.  $\alpha > d$  and the reduction to short-range behavior

When  $\alpha > d$ , among the above approximate solutions, only the plateau one can survive. However, when  $\alpha > 2$ , the fractional diffusion term will generate normal diffusion term: more precisely, in the Fourier space

$$\mathcal{F}[p](k) = A_\epsilon |k|^2 + \dots + B(\alpha + d) |k|^\alpha, \quad (77)$$

where  $A_\epsilon$  is a constant depending on the short-distance cutoff of  $p(r)$ , and  $\dots$  denotes further even powers ( $\leq \alpha$ ) of  $|k|$  that may appear. This implies a new approximate solution: the short-range (SR) scale invariant solution,

$$F_{\text{SR}} = 2(4 - d)A_\epsilon |x|^{-2}, \quad |x| \ll \xi_{\text{SR}} = m^{-1}. \quad (78)$$

Comparing this with the plateau approximation both near the plateau  $\sim |x|^{-\alpha/2}$  (59), and faraway  $\sim |x|^{-(\alpha+d)/2}$  (55), we identify two threshold values:  $\alpha = 4 - d$ , and  $\alpha = 4$ . Hence, there are three cases:

1.  $\alpha \in (1, 3), d = 1$ . Here, the plateau approximation is valid everywhere up to the cutoff  $X_m$ :

$$F \sim F_{\text{pl}} = b^{\frac{d}{2}} x^{-\frac{\alpha+d}{2}}, \quad |x| \ll X_m = b^{\frac{d}{\alpha+d}} m^{-\frac{4}{d+\alpha}} \quad (79)$$

Then the extension for any  $b$  has  $b$  dependence, as follows:

$$\langle \ell(b) \rangle_S \sim \partial_{m^2} \int F(x) dx = b^{\frac{1}{1+\alpha}} S^{\frac{1}{1+\alpha}}. \quad (80)$$

We note that the above averages are always much greater than the bulk extent, which is  $S^{1/(2\alpha)}$  for  $\alpha < 2$ , and  $S^{1/4}$  for  $\alpha > 2$ . This transition from a long-range bulk to a short-range one is invisible from the asymptotic behavior of  $\langle \ell \rangle$ . The gap distribution has only the large-gap regime (again given by the plateau approximation):

$$\langle N_c(b = g) \rangle_S \sim \sqrt{S} (g/g_c)^{-\frac{\alpha d}{\alpha+d}}. \quad (81)$$

2.  $\alpha > 4$ . The short-range solution decays more slowly than the near-plateau approximation  $|x|^{-\alpha/2}$ . This implies that the plateau contribution cannot dominate at large distances for any value of  $b$ . The solution is always the short range scale invariant one up to the cutoff  $\xi_{\text{SR}}$ , with no significant dependence on  $b$  at long distances:

$$F = F_{\text{SR}} \sim |x|^{-2}, \quad |x| \ll \xi_{\text{SR}} \quad (82)$$

Therefore we have a short-range behavior for the extension and area

$$\langle \ell(b) \rangle_S, \langle \mathcal{A}(b) \rangle_S \sim \partial_{m^2} \int F(x) d^d x \sim \xi_{\text{SR}}^d. \quad (83)$$

Because there is no longer a  $b$  dependence, there are no longer a large number of clusters. In other words, the short-range physics completely takes over when  $\alpha > 4$ , confirming the simple argument of the main text.

3.  $\alpha \in (4 - d, 4)$ . This is a more tricky case, since there is again a crossover from plateau to short-range scale-invariant approximation [the crossover scales can be worked out in a similar way as in the regime  $\alpha \in (d/2, d)$ , but their values are different]:

$$F = \begin{cases} F_{\text{pl}} = b^{\frac{d}{2}} x^{-\frac{\alpha+d}{2}} & |x| \ll b^{\frac{d}{\alpha+d-4}} \\ F_{\text{SR}} \sim |x|^{-2} & b^{\frac{d}{\alpha+d-4}} \ll |x| \ll \xi_{\text{SR}} = m^{-1} \end{cases}, \quad \text{if } b \ll g'_c = \xi_{\text{SR}}^{\frac{\alpha-4+d}{d}} \quad (84)$$

$$F = F_{\text{pl}} = b^{\frac{d}{2}} x^{-\frac{\alpha+d}{2}}, \quad |x| \ll X_m = b^{\frac{d}{\alpha+d}} m^{-\frac{4}{d+\alpha}}, \quad \text{if } b \gg g'_c. \quad (85)$$

(We do not need to calculate any correction to  $F_{\text{SR}}$ , as we explain below.) As a result, the extension and area are dominated by the short-range bulk: (83) still holds, as in the regime  $\alpha > 4$ . However, in difference with the latter regime, there are many clusters and gaps in the outskirts. Indeed, for  $b \gg g'_c$ , we have the same gap distribution as (81) above. As  $b$  further decreases below  $g'_c$ , the short-range solution dominates the mass cutoff scale. So we expect that there are no more gaps in the bulk, and therefore the cluster number no longer grows:

$$\langle N_c(b \ll g'_c) \rangle_S \sim \langle N_c(b = g'_c) \rangle_S \sim \xi_{\text{SR}}^{4-\alpha} \sim S^{1-\alpha/4}, \quad (86)$$

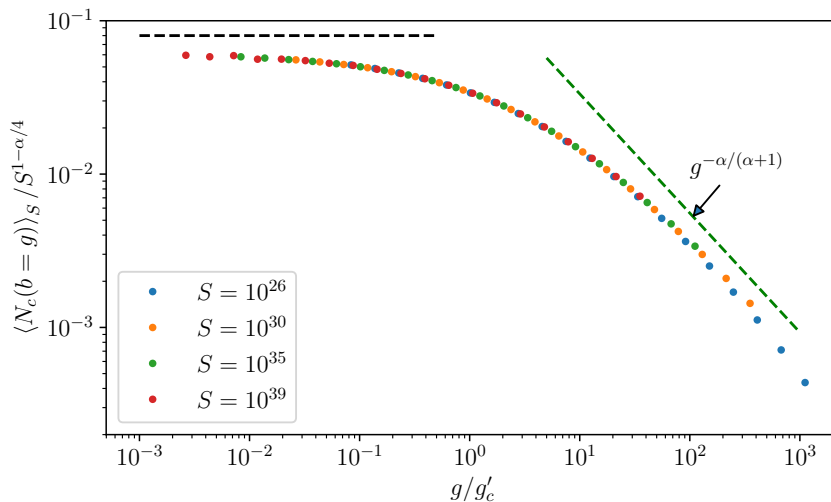


FIG. 7. Cluster number (gap distribution) with  $\alpha = 3.5, d = 1$ . We solved the instanton equation for  $b/\epsilon \in [60, 2 \times 10^6]$ , and  $m^2 = 10^{-13}, 10^{-15}, 10^{-17}, 10^{-19}$  as well as  $1.5m^2$ , in order to extract  $S$ -conditioned averages at  $S = m^{-4}$ , using (37). The data collapse confirms the prediction (86) as well as that of the gap distribution for  $g > g_c$ .

in both dimensions. This prediction is tested numerically in 1D, see (7). Setting  $b = 1$  we find the cluster number result in the main text.

We note that, in the numerical solution of the instanton equation, we did *not* observe the short-range subleading exponents (52), which is  $\propto |x|^{-3}$  in 1D. In fact a  $c(b)|x|^{-3}$  correction to  $F_{\text{SR}}$  would imply that  $\langle N_c(b=1) \rangle_S \sim \mathcal{O}(1)$  does not grow with  $S$ , which is inconsistent with the results at large gaps  $b \gg g'_c$ . This does not contradict our analysis of admissible perturbations of the scale invariant solutions: an admissible perturbation need not actually appear.

#### D. Relation and application to avalanches

In this section we discuss the above results from the perspective of depinning avalanches with long-range elasticity. We assume  $\alpha < 2$  unless otherwise stated.

We recall that an avalanche of an elastic interface is described by the following equation of motion governing the interface position  $u(x, t)$ :

$$\partial_t u = (\mathcal{D}^\alpha - m^2)u + f(x, u) + \delta(t - t_0)\delta(x - x_0)m^2 w. \quad (87)$$

Here  $\mathcal{D}^\alpha$  is the elastic interaction (plus a mass term),  $m^2$  is a mass (it will introduce a cut off to the avalanche size, in a similar way as does  $1 - R_0$ ),  $f$  is the quenched random force from the disordered medium, which for realistic models is usually short range in space. The last term is a localized kick in order to trigger an avalanche. The mean-field approximation, which can be justified in dimension  $d > 2\alpha$ , consists in replacing  $f$  by an independent Brownian motion in  $u$  for each  $x$ , such that:

$$\langle (f(x, u') - f(x, u))^2 \rangle = |u - u'|. \quad (88)$$

Then we obtain the Brownian force model, which is exactly solvable [32, 33]. If we place the interface at an equilibrium before the kick, the interface will move forward and eventually stop at a further equilibrium. The displacement is the avalanche. Its total size  $S = \int d^d x dt \partial_t u$  is defined as the integrated displacement.

It is known that the Brownian force model is equivalent to a continuum limit of the epidemic model discussed in this work [31]. We will comment on this below. Now, let us take this mapping for granted and discuss the results of this work from the perspective of mean-field avalanches.



### 1. Applications

**Roughness.** In the mapping to the Brownian force model the total number of infections  $S$  corresponds to the total size of the avalanche. Its distribution is fixed by the BGW law:  $P(S) \sim S^{-\tau}$ , with  $\tau = 3/2$ . Now, the Narayan-Fisher [34, 54, 55] scaling relation (see also extensions in [56]) relates  $\tau$  to the roughness exponent  $\zeta$  ( $u \sim x^\zeta$ ):

$$\tau = 2 - \frac{\alpha}{d + \zeta}, \quad \alpha > d/2. \quad (89)$$

Plugging in  $\tau = 3/2$ , we find  $\zeta = 2\alpha - d$ . When  $\alpha < d/2$ , the above relation does not apply, and  $\zeta = 0$  instead. How does this relate to our results?

- When  $\alpha < d/2$ ,  $\zeta = 0$  corresponds to our finding that  $\langle \ell \rangle_S, \langle \mathcal{A} \rangle_S \sim S$ : The avalanche is flat instead of rough, so that its extension/area is proportional to its size.
- When  $\alpha > d/2$ , the roughness exponent relates the bulk extent with the size in a standard way:

$$S \sim \xi^{2\alpha} \sim \xi^{d+\zeta}. \quad (90)$$

This relation is usually interpreted as attesting the self-affinity of the rough avalanche. However, the scaling relation between the extension/area and  $S$  is given by (90) (as one expects) only if  $d/2 < \alpha < d$ . In 1D, and when  $\alpha \in (1, 2)$ , the mean extension  $\langle \ell \rangle \sim S^{1/(1+\alpha)}$  is much larger than the bulk extent  $S^{1/(2\alpha)}$ , and is dominated by many small clusters in the outskirts ( $\langle N_c \rangle \sim S^{1/(1+\alpha)}$  as well). These clusters are not expected to be self-affine. Yet, we expect the largest clusters in the bulk to have size  $\sim \xi$  and be self-affine with roughness  $\zeta$ . Probing these clusters directly is beyond the reach of the present approach.

**A few more exponents.** The nontrivial cluster number exponent  $\chi$  gives rise to a few other predictions (conjectures), for  $\alpha \in (d/2, d)$ .

- By assuming self-affinity of the bulk clusters, we can relate the clusters' size  $S_c$  with their extension/area via  $S_c \sim \ell_c^{2\alpha}$ ,  $S_c \sim \mathcal{A}^\alpha$ . Combining this with the conjecture on the distribution of  $\ell_c$  and  $\mathcal{A}_c$  (given in the main text), we can conjecture the cluster size distribution:

$$P(S_c) \sim S_c^{-\frac{\chi}{2\alpha}-1}. \quad (91)$$

- Using the scaling relation  $N_c \sim \xi^\chi \sim S^{\frac{\chi}{2\alpha}}$  and the BGW law for  $S$ , we obtain a conjecture on the distribution of cluster number:

$$P(N_c) \sim N_c^{-\frac{\alpha}{\chi}-1}. \quad (92)$$

The exponent goes to  $3/2$  as  $\alpha \rightarrow d/2$  (since  $\chi \rightarrow d$ ). Away from that limit, the exponent is larger than  $3/2$ . Of course this is not in contradiction with the numerical observation of Ref. [36] that  $P(N_c) \sim N_c^{-3/2}$  for all  $\alpha$  in *non-mean-field* avalanches. The robustness of the exponent  $3/2$  is probably a result of loop corrections.

### 2. Remarks on the mapping and the continuum limit

We now briefly discuss the mapping between the epidemic model and the Brownian force model, focusing on the continuum limit involved [31]. From the point of view of the epidemic model, the first step of this continuum limit is to take the infection and recovery rate to be large:

$$\beta = N \gg 1, \quad \gamma = N + m^2. \quad (93)$$

Thereby, the instanton equation  $\partial_t F = \mathcal{D}^\alpha F - NF^2 - m^2 F$  acquires a large parameter. The second step is to remove the large parameter from the instanton equation, by changing the observable. Recall that in our approach,  $E = 1 - F$  is the probability that the  $b$ -neighborhood of the origin is *not* visited by an epidemic starting from  $x$  (16). We can soften this ‘‘hardcore repulsion’’ observable as follows:

$$G(x, t) := \left\langle \exp \left( - \int_{-t}^0 ds \sum_{i=1}^{I(s)} \frac{1}{N} \lambda(x_i(s), s) \right) \right\rangle, \quad (94)$$

where  $\lambda(x, t)$  is a function of space, and the epidemic starts at  $-t$  with a single infected individual at  $x$  (The choice of time coordinate looks awkward but necessary for a backward recursion to work.). In particular, taking  $\lambda(x, t) = CN\theta(b/2 - \|x\|)$ , with  $C \rightarrow \infty$ , we recover  $E$  (16). It is not hard to see that  $G$  satisfies a similar backward recursion as  $E$ :

$$\partial_t G = \mathcal{D}^\alpha G + N(1 - G)^2 + m^2(1 - G) - \frac{1}{N}\lambda G. \quad (95)$$

Finally, setting  $G = \exp(-\tilde{u}/N)$ , and keeping the leading order in  $N$ , we obtain

$$\partial_t \tilde{u} = \mathcal{D}^\alpha \tilde{u} - \tilde{u}^2 - m^2 \tilde{u} + \lambda. \quad (96)$$

This is the instanton equation in the Brownian force model [33] (often a different sign convention is used where  $\tilde{u} \rightarrow -\tilde{u}$  and  $\lambda \rightarrow -\lambda$ ). Note that it is very similar to our instanton equation for  $F$ . However the differences are important, in particular the physical interpretation is distinct. In the Brownian force model, the velocity of the interface corresponds to the (scaled) density of infected individuals

$$\partial_t u(x, t) = \sum_{i=1}^{I(t)} \frac{1}{N} \delta(x_i(t) - x). \quad (97)$$

In particular, if we set  $\lambda(x, t) \equiv \lambda$ ,

$$e^{-\tilde{u}m^2w} = G^{I(0)} = \left\langle \exp \left( -\lambda \int \partial_t u d^d x dt \right) \right\rangle, \quad I(0) = m^2 w N \quad (98)$$

is the generating function of the total avalanche size, usually called  $S$  in the avalanche literature. It corresponds to the (scaled) total lifetime of all infected individuals (until recovery), if we start with  $I(0)$  infected individuals. This is in turn proportional to the total number of infections. So it is reasonable to call the latter  $S$  as well, as we did in the main text.

We remark that, once the continuum limit is taken, it becomes not obvious to speak about clusters. Indeed, putting a source term in (96), for example  $\lambda = \lambda_0 \theta(b/2 - \|x\|)$ , amounts to imposing a finite penalty/fugacity for the time spent by infected individuals (or avalanche activities) in the  $b$ -neighborhood. To define the emptiness probability one needs to send  $\lambda_0 \rightarrow \infty$ . This has been done in the case of short-range elasticity to calculate, for example, the extension of the avalanche [33, 41, 52]. But such a limit would be ill-behaved with long-range elasticity, since  $\tilde{u}$  would diverge everywhere. By contrast in our model, the instanton equation for  $F$  does not have a source term but rather a ‘‘boundary condition’’,  $F|_{\|x\| < b/2} = 1$ . Similar boundary conditions for  $\tilde{u}$  (96) also appeared in the continuum limit, but the interpretation is different, see [31] Appendix D2, and references therein.

*Remark: reduction in dimension.* The 1D model can be obtained from the 2D one by a projection. Writing  $(x_i(t), y_i(t))$  the coordinates of the infected individuals in the 2D model, then the process  $x_i(t)$  is the 1D model with the same infection/recovery rates and the jump rate  $p(x - x') dx' dt$  where  $p(x - x') = \int dy' / ((x - x')^2 + (y - y')^2)^{\frac{2+\alpha}{2}} \sim |x - x'|^{-(1+\alpha)}$ , up to an irrelevant change in the precise cutoff function at scale  $\epsilon$ . A similar reduction in dimension holds for the Brownian force model, see e.g. [52] Sec. IA. This reduction implies a number of bounds between 2D and 1D quantities with the same  $\alpha$ . For example, the number of clusters increase with the dimension:  $\langle N_c(b) \rangle_{\alpha, 2D} \geq \langle N_c(b) \rangle_{\alpha, 1D}$ . We can check that our asymptotic results satisfy this bound. This bound is not tight: for instance when  $\alpha \in (1/2, 1)$ ,  $\langle N_c(b=1) \rangle \sim S$  in 2D but  $\langle N_c(b=1) \rangle \sim S^{\chi/(2\alpha)} \ll S$  in 1D.

## E. Numerical methods

In this section we describe the numerical techniques used in the extensive solution of the instanton equation. We restrict to  $d = 1$ .

### 1. Logarithmic discretisation

To solve the instanton equation numerically, we need to discretise space. The standard uniform mesh is not sufficient to attain the large length scale where the asymptotic behaviors predicted above can be clearly observed.

We take a logarithmic mesh

$$x_n = \epsilon \exp(n\delta), \quad n = 0, 1, 2, \dots, N. \quad (99)$$

Usually, we choose  $\epsilon = 1$ , the mesh size  $\delta = 0.1$  or  $\delta = 0.2$  is sufficient fine, and  $N = 200 \sim 400$  should be chosen appropriately to avoid finite size effects. For example, for the critical regime, one should see a clear mass cutoff. The value of  $b$  is chosen to be  $2x_n$  for some  $n$ .

Then, we approximate  $F$  to be piece-wise linear in the intervals  $|x| \in [-x_0, x_0]$  and  $|x| \in [x_n, x_{n+1}]$ . We will also assume  $F(x) = F(-x)$ . When calculating  $(\mathcal{D}^\alpha F)(x)$  in the interval  $|x| \in (x_n, x_{n+1})$ , we approximate  $x$  to be the middle point  $z_n = (x_n + x_{n+1})/2$  for the whole interval:

$$(\mathcal{D}^\alpha F)(x \in [x_n, x_{n+1}]) = \int p(|z_n - y|)(F(y) - F(x))dy = \sum_{m=-1}^N (F(z_m) - F(z_n))K_{nm}, \quad (100)$$

$$K_{nm} = \int_{|y| \in [x_m, x_{m+1}]} p(|z_n - y|)dy \quad (101)$$

where we have set  $z_{-1} = 0$  (it corresponds to the interval  $[-x_0, x_0]$ ). The matrix elements can be explicitly calculated using  $p(r) = r^{-1-\alpha}$ , for  $n \neq m$ . We do not need the ones for  $n = m$ .

It should be noted that the logarithmic mesh amounts to different way of cutting off  $p(r)$  at short distances: the cutoff effectively depends on the position. This has an undesired effect at  $\alpha > 2$ : we do not get the short distance term  $\propto |k|^2$  automatically, and have to add it by hand:  $K \rightarrow K + K_{\text{SR}}$ , where  $K_{\text{SR}}$  is the above matrix with  $\alpha = 2$ , from which we remove all the elements with distance  $> 1$  away from the diagonal (so that  $K_{\text{SR}}$  is tri-diagonal).

## 2. Iteration scheme for stationary solution

In critical regime, we need to find the stationary ( $t \rightarrow \infty$ ) solution to the instanton equation. We find this by iteration. For this, we can write the instanton equation as

$$\sum_m K_{nm} F(z_m) = (m^2 + \sum_m K_{nm}) F(z_n) + F(z_n)^2, \quad |z_n| > b/2. \quad (102)$$

Then the iteration scheme is as follows:

$$F_0(z_n) = \theta(b/2 - z_n), \quad (103)$$

$$(m^2 + \sum_m K_{nm}) F_{j+1}(z_n) + F_{j+1}(z_n)^2 = \sum_m K_{nm} F_j(z_m), \quad z_n > b/2. \quad (104)$$

that is, for each iteration, we compute the matrix multiplication of the RHS, and then solve the quadratic equation for  $F_{j+1}$  (we pick the positive solution). It is not hard to show that  $F_j(z)$  increases with  $j$ . Since  $F \leq 1$  is also bounded from above, the (point-wise) convergence of this procedure is guaranteed. In practice, a few hundred iterations provide a sufficient convergence for all the tests we presented. This corresponds to no more than to a couple of minutes of calculation on a consumer laptop in order to generate each plot of this paper from scratch.

In the supercritical regime, we solve the time-dependent instanton equation by the Euler scheme with  $\delta t = 0.01$ .

---