

# Loss of material trainability through an unusual transition

Daniel Hexner

*Faculty of Mechanical Engineering, Technion, 320000 Haifa, Israel\**

(Dated:)

Material training is a method to endow materials with specific responses through a self-organization process guided by external driving. We study the complexity of attainable responses, as expressed in the number of sites that are simultaneously controlled. We find that with increased complexity convergence to the desired response becomes very slow. The training error decays as power-law with an exponent that varies continuously and vanishes at a critical threshold, marking the limit of trainable responses. Since training aims at creating a low energy mode, we search for the a signature of this transition in the density of states. As approaching the critical threshold there is a proliferation of low frequency modes, that approach arbitrarily low frequencies near criticality. This suggests that training fails due to these spurious competing low frequency modes. Our work explains how the presence of an exotic critical point affects the convergence of training, and could be relevant for understanding learning in physical systems.

Networks are a common representation of natural and engineered systems that process high dimensional set of inputs[1]. These include, natural and synthetic neural networks[2–4] that perform computations or store memories[5], regulatory networks[6] and more recently, elastic and flow networks that encode complex responses[7–11]. A central challenge in these system is understanding the capacity of such networks, in terms of the complexity of the responses that can be attained. It is not surprising that as the difficulty of the response is increased, the system fails to yield the desired behavior. These limitation can be either attributed to the capacity of the network itself or the algorithm by which the parameters are adjusted[12].

In this paper we consider the capacity of mechanical networks that are trained through sequences of applied strains. We build on recent work that demonstrated that disordered networks, which model amorphous materials, can be trained with externally applied fields[11, 13]. During the training phase the external driving generates stresses which cause the network to remodel its structure through plastic deformations. Over a broad range of conditions the system ultimately converges to the desired response. Training can be considered a learning process, where the material itself learns without the use of a computer[14–17]. In contrast to designed structures, this approach does not require fabrication, nor manipulating directly the microscopic structure, and is therefore highly scalable.

We focus on the convergence of the response as a function of the number of target sites that are simultaneously controlled. We find that a large number of targets can be controlled simultaneously, though training becomes very sluggish. The training error decays approximately as a power-law with an exponent that varies continuously with the number of trained sites. At a critical threshold the exponent appears to vanish indicating a phase transition. Unlike conventional critical

points, here, power-laws are observed over a broad range of parameters. This scenario is reminiscent of the Griffiths phase found in absorbing state transitions[18, 19] in the presence of quenched disorder[20–24].

We also study the system size dependence of the capacity and the role of the network’s connectivity. It is well known that the properties of elastic networks depend on the coordination number,  $Z$ . Most notably, rigidity requires a threshold coordination number[25–28],  $Z \geq Z_c$ . We find that near the rigidity threshold, where the networks are nearly isostatic, the capacity grows in proportion to the system size, allowing to simultaneously control an extensive number of degrees of freedom. For a fixed ratio of number of targets per nodes the convergence exponent is nearly independent of system size. There is, however, an overall time scale that does grow with system size. For highly coordinated networks the capacity is nearly extensive.

We conclude by searching for a signature of this transition in the energy landscape by measuring the density of states. We find a substantial increase in the low frequency spectrum as complexity is increased. The trained response can be associated with a single low frequency mode that is separated from the remaining of the spectrum[29]. Here, failure is accompanied with a proliferation of low frequency modes that presumably compete with the desired response. Our results indicate that at criticality the density of states is non-vanishing up to arbitrary small frequencies.

**Model:** We employ the model and training protocol of Ref. [11], which is briefly summarized. We model an amorphous material as a network of springs. The force on each spring is given by  $k_i(\ell_i - \ell_{i,0})$ , where  $\ell_i$  is the length of the bond,  $\ell_{i,0}$  the rest length and  $k_i$  is the spring constant. The networks are derived from packing of repulsive spheres at zero temperature, by assigning nodes to the centers of the spheres and attaching overlapping spheres with a bond. This ensemble is convenient since it allows to tune the coordination number easily through the imposed pressure[30]. The excess coordination number is denoted by  $\Delta Z = Z - Z_c = \frac{2N_b}{N} - Z_c$ , where  $N_b$  is the number of bonds, and  $N$  is the

---

\* danielhe@me.technion.ac.il

number of nodes and  $Z_c = 2d$  for large systems[25–28].

Our goal is to train responses where a single input strain at a source site yields a prescribed strain on  $N_T$  randomly chosen target sites, as illustrated in Fig. 1. Each source and target sites are pairs of nearby nodes and the local strain is defined as the fractional change in their distance. We denote that strain on the source and target by  $\epsilon_S$  and  $\epsilon_T$ . For simplicity, the strain amplitude on both the source and targets are chosen to be the same, given by,  $\epsilon_{Age}$ . The response of each of the target sites is chosen with equal probability to be in or out phase with respect to the strain on the source.

Training relies on the plastic deformation driven by the internal forces. Plastic deformation may alter both  $k_i$ , and  $\ell_{i,0}$  [31]. Here, we consider only geometrical changes to the structure through alterations to the rest length. For simplicity, we assume that its change is proportional to the force on the bond, which is essentially the Maxwell model for viscoelasticity[32],

$$\partial_i \ell_{i,0} \propto k_i (\ell_i - \ell_{i,0}). \quad (1)$$

We focus on the quasistatic regime, which assumes that the time to reach force balance can be neglected with respect to the time scales associated with plasticity. In simulations time is discretized in to small steps, where at each step, we vary the strain, minimize the energy to reach force balance, and then evolve the rest length according to Eq. 1.

The response of an elastic network is dominated by the softest direction in the energy landscape, and therefore we aim at sculpting an energy “valley” that couples the input source site and an output target sites. The steepness of the valley with respect to the stiffness along the trained direction defines how closely the system follows the desired response [11].

To train a low energy valley we exploit the natural propensity of plastic deformations to reduce the internal stresses and the elastic energy. In our model, stresses are reduced through the evolution of the rest lengths. Since the stresses are a function of the imposed deformation we can tune the strains at which the energy is reduced. To reduce the energy along the desired response, defined by  $\epsilon_T$  ( $\epsilon_S$ ), we strain the system periodically along that trajectory. Training therefore is performed by cyclically straining the source and targets along the desired response, while allowing plastic deformation sculpt the energy landscape.

**Small  $\Delta Z$ :** We begin by presenting our results near the isostatic networks, where elasticity is anomalously long ranged [33, 34]. The long range response to pinching a bond has been shown to be useful in coupling distant sites during training [11].

We characterize the convergence of the response by measuring the error,  $\delta\epsilon$ , defined as the difference in absolute value from the desired response. We average the error over an entire cycle, where the strain is varied up to  $\epsilon_{Age}$ , and over the number of targets. Fig. 2(a) shows  $\delta\epsilon/\epsilon_{Age}$  as a function of the number of training cycles for different number of target sites,  $N_T$ , as conveniently

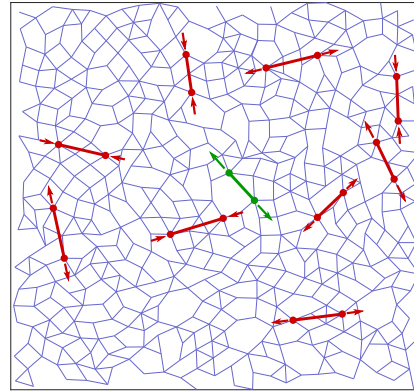


Figure 1. An example of a network with  $N = 500$  nodes. The source sites (green) and target sites (red) are each a pair of nodes, marked by a connecting line. The response of the targets can either be in-phase or out-of-phase with respect to the source, as indicated by the arrows.

indicated by  $\Delta \equiv \frac{N_T}{N}$ . As  $\Delta$  increases the convergence becomes slower and slower. At large times  $\delta\epsilon$  decays approximately as a power-law,

$$\delta\epsilon \propto \tau^{-\alpha}. \quad (2)$$

Fig. 2(c) shows that  $\alpha$  depends on  $\Delta$ ; it decreases with  $\Delta$  and appears to vanish at a finite value of  $\Delta = \Delta_c$ . Exploring the regime near  $\Delta_c$  is unavoidable difficult due to the slow convergence rate.

We interpret the point  $\Delta = \Delta_c$  as a critical point separating converging responses, from unattainable responses. This transition is unlike conventional continuous phase transitions where power-law scaling occurs only at the critical point. Here, over the entire range of  $\Delta < \Delta_c$  convergence scales as a power-law, which implies extremely slow convergence. Assuming we are satisfied with an error,  $\delta\epsilon_m$ , the time required scales as  $\tau \propto (\delta\epsilon_m)^{-1/\alpha}$ . Taking,  $\alpha \propto |\Delta - \Delta_c|^{\beta \approx 1}$  yields a Vogel-Fulcher-Tammann like law[35–37]  $\tau \propto e^{A|\Delta - \Delta_c|^{-\beta}}$ , where  $A = -\log\epsilon_m$ . This is far slower than the power-law divergence in conventional phase transitions  $\tau \propto |\Delta - \Delta_c|^{-\theta}$ .

We note that similar behavior has been observed in another class of non-equilibrium phase transitions, that separates a static absorbing phase from a chaotic phase. The directed percolation class has the characteristics of a critical transition with power-law scalings, however, when quenched disorder is added the nature of the transition changes and there is a regime where activity decays as a power-law with a continuously varying exponent [24]. The effect where disorder alters the pristine transition is known as a Griffiths phase. The origin of this behavior can be traced to a rare regions that have an overwhelming contribution.

In our system, there is also a convergence to absorbing states. Training reduces the energy along a prescribed path until the energy vanishes. At that point, when there are no longer any internal forces the system ceases

to evolve, thus, reaching an absorbing state. However, in contrast to the strong dependence of the error on  $\Delta$ , the decay of the elastic energy shown in 2(b) is nearly independent of  $\Delta$  and is relatively quick, scaling approximately as  $\tau^{-1}$ . This suggests that regardless of  $\Delta$  the evolution of the networks slows down and ultimately freezes.

Lastly, we remark, that similarly to the Griffiths phase, disorder appears to play an important role. Here, there is a large sample to sample variation which requires us to average over hundreds of realization in order to observe the power-law scaling. This suggests that disorder plays a crucial role.

Next, we consider the system size dependence. Fig 2(c) shows that the exponent  $\alpha$  is very weakly dependent on the value on the size of system. Since  $\Delta_c$  is approximately constant, the number of sites that can be simultaneously trained is extensive, proportional to  $N$ . This is different than the sub-extensive scaling found in tuning networks by bond removal and addition in Ref. [10]. We note that some finite size behavior is observed near the transition, as common in critical systems. Particularly, for smaller systems the error decays faster with a slightly larger exponent.

Lastly, we note that there is an additional system dependent time scale, which marks the crossover to the power-law regime. We find that this time scale scales approximately as  $N^{\approx 0.6}$ , implying that larger systems take longer to train. We rationalize this time scale by noting that training is only successful when the stiffness along the training path falls below the remaining transverse stiffnesses, which are defined by the frequencies of the normal modes. The lowest frequency in the system on average decreases with system size and therefore larger systems require more training to further reduce the stiffness along the trained path.

**Large  $\Delta Z$ :** We next consider networks with higher connectivity, where the elastic response is no longer anomalously long ranged. This, we believe, is a better representation of a generic disordered material. Unlike the near isostatic networks, coupling distant sites becomes difficult. The density of the targets defines a length scale  $\xi_\Delta \sim \Delta^{-1/d}$ . When  $\Delta \rightarrow 0$  sites are distant and we expect training to fail. At intermediate value of  $\Delta$ , when  $\xi_\Delta$  is comparable to a microscopic elastic length scale it was previously shown that training is successful [11]. In that regime, distant sites are able to couple through intermediate target sites.

Also here we measure  $\delta\epsilon$  as function of the number of training cycles and fit it with power-laws. Fig. 2(d) shows  $\alpha$  as a function of  $\Delta$  for different system sizes. Training is most successful at an intermediate value  $\Delta$ , marked by the maximum in  $\alpha(\Delta)$ . Near that maximum the exponent is weakly dependent on system size. We estimate  $\Delta_c(N)$  by extrapolating to the point where  $\alpha$  vanishes and find that it slight decreases. Over a four fold increase in system size,  $\Delta_c$  changes only by approximately %13. Thus, capacity is nearly extensive. Despite this slight decrease of capacity with system size,

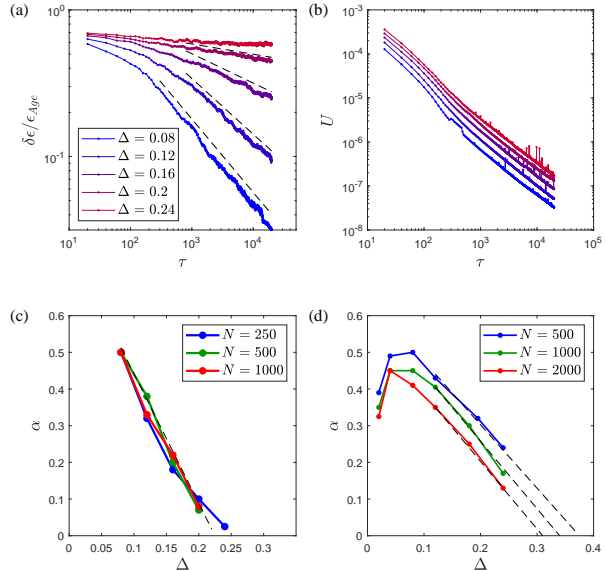


Figure 2. Characterizing convergence as a function of the number of targets per node,  $\Delta = N_T/N$ . (a) The training error as a function of the number of cycles. With increased  $\Delta$ , convergence becomes very slow, decaying approximately as a power-law. The dashed lines are a guide to the eye. (b) The decrease in energy along the training path is weakly dependent on  $N_T$ . (c) The exponent  $\alpha$  as a function of  $\Delta$  for small coordination number,  $\Delta Z \approx 0.03$ .  $\alpha$  appears to vanish at a critical threshold that is nearly independent of  $N$ . (d)  $\alpha$  as a function of  $\Delta$  for large coordination number,  $\Delta Z \approx 0.76$ . Here,  $\Delta_c$ , the value where  $\alpha$  vanishes weakly depends on  $N$ . In (a)(b)  $N = 500$   $\Delta Z \approx 0.03$ .

the large  $\Delta Z$  networks have a larger  $\Delta_c$  than of the small  $\Delta Z$  networks.

**Normal mode analysis:** As noted, the response depends on how the stiffness in the transverse directions compare to the stiffness along the trained path. Since the decay of energy in Fig. 2(b) weakly depends on  $\Delta$ , this suggests that transverse stiffness becomes small. Studying the high dimensional energy landscape is difficult task, and therefore we focus on the linear regime, that is characterized by the density of states. To this end, we compute the Hessian,  $H$ , defined by the matrix of second derivatives, and diagonalize it to find its spectrum. Previously it was found, that training creates a single low energy modes separated from the remaining of the spectrum [29].

Prior to training there are very few modes below a characteristic frequency,  $\omega^* \propto \Delta Z$  [30]. Fig. 3(a) shows the evolution of the density of states for two values of  $\Delta$ . For clarity, we exclude the lowest frequency mode associated with the trained response. We observe two behavior depending on the distance to  $\Delta_c$ . Near  $\Delta_c$  there is a continual shift towards lower frequencies with the number of cycles. Farther from  $\Delta_c$  the density of states is nearly stationary after about  $\sim 200$  cycles. The

probe the evolution of the density of states near the transition we collapse the curves by rescaling the axes with powers the number of cycles,  $\tau$ . Fig. 3(b) shows that shift to lower frequencies scales as approximately  $\tau^{-0.25}$ , suggesting a continual shift to zero frequency.

Fig. 3(c) and (d) shows the density of states for different values of  $\Delta$  and at a fixed  $\tau$ . In Fig. 3(c),  $D(\omega)$  is shown for networks with small  $\Delta Z$ , while in Fig. 3(d) with large  $\Delta Z$ . In both case, as  $\Delta$  increases there is a shift towards lower frequencies. The trend is suggestive that asymptotically, at  $\Delta_c$  the density of states extends to zero frequency, and it can be fitted by  $\omega^{-1/2}$ .

The enhanced low energy spectrum explains how training fails. As noted, the response is governed by the ratio of the stiffness along the trained direction and the transverse stiffnesses. The frequency ‘‘gap’’ separating the lowest frequency from the remaining of the spectrum is a measure of the difference between these two. The proliferation of low frequency modes indicates that there are many competing spurious modes. Therefore to realize a given response one must train the system until the stiffness along the valley falls below the stiffness of all remaining modes. A similar scenario has been suggested when a material is retrained over and over[29].

We consider the enhancement of the low frequency spectrum as degradation. Since, the frequencies shift to lower values there is an overall softening of the system, and the trend near  $\Delta_c$  suggests that the system at long times has a reduced rigidity. We therefore believe that this transition could of interest in studying aging under periodic drive (or material fatigue).

**Conclusions:** In summary, we have studied the effect of varying the complexity of the trained responses. The most prominent behavior is that convergence becomes very slow with increasing difficulty, manifested through power-law decay of the error. At a critical threshold the exponent vanishes, implying that the convergence time diverges with Vogel-Fulcher-Tammann like law. At small  $\Delta Z$  we find that the critical threshold  $\Delta_c$  is independent of system size, implying that responses with an extensive number of sites can be trained. At larger connectivity the capacity appears nearly extensive, with a weak system size dependence.

Its interesting to compare the transition we observe to that of Ref. [10] that studied the capacity of networks optimized for similar multi-target responses. There, the main focus was the probability distribution of successfully realizing a given response with  $N_T$  targets. Based on its scaling, the transition was interpreted as a satisfiability transition, similar to that found in Ref. [38–41]. Our study is different both in terms of the methods (training vs. optimization) and in terms of conclusions. The transition we find has different characteristics and is reminiscent of the Griffiths transition in absorbing state problems. Furthermore, here the capacity appears extensive, while in Ref. [10] it is sub-extensive.

To characterize the transition we also explored the energy landscape by measuring the density of states. With increased difficulty, the density of states creeps

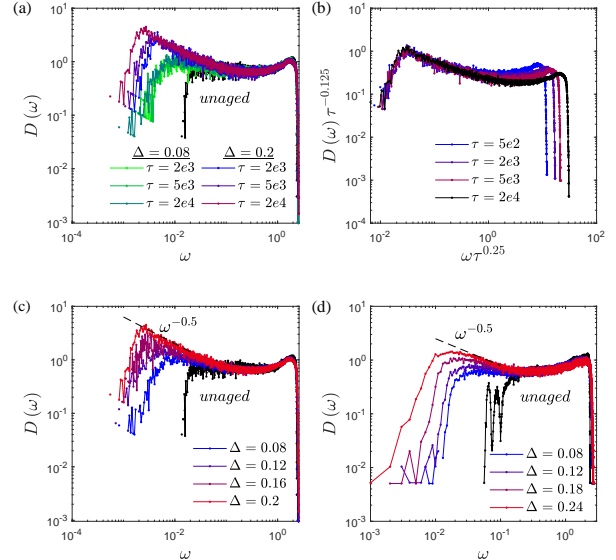


Figure 3. Characterization of the density of states. (a) The evolution of the density of states with the number of cycles. For small  $\Delta$  the density of states ceases to evolve after  $\tau \sim 200$  cycles, while for larger  $\Delta$  it continuously shifts to lower frequencies with additional training. (b) A collapse of the density of states near the transition ( $\Delta = 0.2$ ), suggests that the shift to lower frequencies scales as  $\omega_c \propto \tau^{-0.25}$ . (c) and (d) The density of state at a fixed number of cycles,  $\tau = 2 \times 10^4$  for different values of  $\Delta$ . In (c)  $\Delta Z \approx 0.03$ , while in (d)  $\Delta Z \approx 0.76$ . In both cases the shift to lower frequencies grows with  $\Delta$ . In (a), (b)  $\Delta Z \approx 0.03$ .

towards lower frequencies. Near the transition it appears that the low frequency modes reach arbitrarily small frequencies with sufficient training. This is suggestive, that the growing number of lower energy modes compete with the desired response. The system cannot distinguish between the trained response and the spurious low energy modes.

Our work demonstrates how an exotic critical point affects training. The nearness to the critical point defines a measure difficulty, and while, we have focused on the number of targets, the difficulty of the trained response could have other contributions, including, the non-linearity of the response[42] or its strain amplitude. With increased difficulty, there is also an increase in degradation, marked by the enhanced low frequency spectrum. This could affect robustness of the response as well as the number of times the system can be retrained[29]. It is interesting to ask how universal this type of transition is, and whether it applies to other forms of training. In particular, since training is intimately related to learning[14–17], perhaps a similar transition occur in other learning algorithms.

## ACKNOWLEDGMENTS

I would like to thank Dov Levine, Andrea J. Liu and Himangsu Bhaumik for enlightening discussions. This

work was supported by the Israel Science Foundation (grant 2385/20) and the Alon Fellowship.

- 
- [1] B. Barzel and A.-L. Barabási, *Nature physics* **9**, 673 (2013).
- [2] D. S. Bassett and O. Sporns, *Nature neuroscience* **20**, 353 (2017).
- [3] S. B. Kotsiantis, I. Zaharakis, P. Pintelas, *et al.*, *Emerging artificial intelligence applications in computer engineering* **160**, 3 (2007).
- [4] P. Mehta, M. Bukov, C.-H. Wang, A. G. Day, C. Richardson, C. K. Fisher, and D. J. Schwab, *Physics reports* **810**, 1 (2019).
- [5] J. J. Hopfield, *Proceedings of the national academy of sciences* **79**, 2554 (1982).
- [6] E. H. Davidson, *The regulatory genome: gene regulatory networks in development and evolution* (Elsevier, 2010).
- [7] M. R. Mitchell, T. Thursty, and S. Leibler, *Proceedings of the National Academy of Sciences* **113**, E5847 (2016).
- [8] J. W. Rocks, N. Pashine, I. Bischofberger, C. P. Goodrich, A. J. Liu, and S. R. Nagel, *Proceedings of the National Academy of Sciences* **114**, 2520 (2017).
- [9] L. Yan, R. Ravasio, C. Brito, and M. Wyart, *Proceedings of the National Academy of Sciences* **114**, 2526 (2017).
- [10] J. W. Rocks, H. Ronellenfitsch, A. J. Liu, S. R. Nagel, and E. Katifori, *Proceedings of the National Academy of Sciences* **116**, 2506 (2019).
- [11] D. Hexner, A. J. Liu, and S. R. Nagel, *Proceedings of the National Academy of Sciences* **117**, 31690 (2020).
- [12] T. Schoning, in *40th Annual Symposium on Foundations of Computer Science (Cat. No. 99CB37039)* (IEEE, 1999) pp. 410–414.
- [13] N. Pashine, D. Hexner, A. J. Liu, and S. R. Nagel, *Science advances* **5**, eaax4215 (2019).
- [14] B. Scellier and Y. Bengio, *Frontiers in computational neuroscience* **11**, 24 (2017).
- [15] M. Stern, C. Arinze, L. Perez, S. E. Palmer, and A. Murugan, *Proceedings of the National Academy of Sciences* **117**, 14843 (2020).
- [16] J. Kendall, R. Pantone, K. Manickavasagam, Y. Bengio, and B. Scellier, *arXiv preprint arXiv:2006.01981* (2020).
- [17] M. Stern, D. Hexner, J. W. Rocks, and A. J. Liu, *Physical Review X* **11**, 021045 (2021).
- [18] P. Grassberger and A. de la Torre, *Annals of Physics* **122**, 373 (1979).
- [19] H. Hinrichsen, *Advances in physics* **49**, 815 (2000).
- [20] A. J. Noest, *Physical review letters* **57**, 90 (1986).
- [21] A. G. Moreira and R. Dickman, *Physical Review E* **54**, R3090 (1996).
- [22] H. Janssen, *Physical Review E* **55**, 6253 (1997).
- [23] R. Dickman and A. G. Moreira, *Physical Review E* **57**, 1263 (1998).
- [24] T. Vojta, *Journal of Physics A: Mathematical and General* **39**, R143 (2006).
- [25] J. C. Maxwell, *The London, Edinburgh, and Dublin Philosophical Magazine and Journal of Science* **27**, 294 (1864).
- [26] C. Calladine, *International Journal of Solids and Structures* **14**, 161 (1978).
- [27] S. Pellegrino, *International Journal of Solids and Structures* **30**, 3025 (1993).
- [28] S. Alexander, *Physics reports* **296**, 65 (1998).
- [29] D. Hexner, *arXiv preprint arXiv:2103.08235* (2021).
- [30] C. S. O’Hern, L. E. Silbert, A. J. Liu, and S. R. Nagel, *Phys. Rev. E* **68**, 011306 (2003).
- [31] D. Hexner, N. Pashine, A. J. Liu, and S. R. Nagel, *Physical Review Research* **2**, 043231 (2020).
- [32] J. C. Maxwell, *Philosophical transactions of the Royal Society of London* , 49 (1867).
- [33] W. G. Ellenbroek, E. Somfai, M. van Hecke, and W. van Saarloos, *Physical review letters* **97**, 258001 (2006).
- [34] E. Lerner, E. DeGiuli, G. Düring, and M. Wyart, *Soft Matter* **10**, 5085 (2014).
- [35] H. Vogel, *Physikalische Zeitschrift* **22**, 645 (1921).
- [36] G. S. Fulcher, *Journal of the American Ceramic Society* **8**, 339 (1925).
- [37] G. Tammann and W. Hesse, *Zeitschrift für anorganische und allgemeine Chemie* **156**, 245 (1926).
- [38] Y. Fu and P. W. Anderson, *Journal of Physics A: Mathematical and General* **19**, 1605 (1986).
- [39] M. Mézard, G. Parisi, and M. A. Virasoro, *Spin glass theory and beyond: An Introduction to the Replica Method and Its Applications*, Vol. 9 (World Scientific Publishing Company, 1987).
- [40] M. Mézard, G. Parisi, and R. Zecchina, *Science* **297**, 812 (2002).
- [41] S. Franz, G. Parisi, M. Sevelev, P. Urbani, and F. Zamponi, *SciPost Physics* **2**, 019 (2017).
- [42] D. Hexner, *Soft Matter* **17**, 4407 (2021).