

Logarithmic Voronoi Cells for Gaussian Models

Yulia Alexandr¹ and Serkan Hoşten²

¹University of California, Berkeley

²San Francisco State University

DEDICATED TO BERND STURMFELS ON HIS 60TH BIRTHDAY

Abstract

We extend the theory of logarithmic Voronoi cells to Gaussian statistical models. In general, a logarithmic Voronoi cell at a point on a Gaussian model is a convex set contained in its log-normal spectrahedron. We show that for models of ML degree one and linear covariance models the two sets coincide. In particular, they are equal for both directed and undirected graphical models. We introduce decomposition theory of logarithmic Voronoi cells for the latter family. We also study covariance models, for which logarithmic Voronoi cells are, in general, strictly contained in log-normal spectrahedra. We give an explicit description of logarithmic Voronoi cells for the bivariate correlation model and show that they are semi-algebraic sets. Finally, we state a conjecture that logarithmic Voronoi cells for unrestricted correlation models are not semi-algebraic.

1 Introduction

This paper extends the study of logarithmic Voronoi cells, first introduced in [2] for statistical models of discrete random variables, to Gaussian models. For any point Σ on a Gaussian model, its logarithmic Voronoi cell is the fiber of the maximum likelihood estimator. In other words, it is the set of all sample covariance matrices which pick Σ as the maximum likelihood estimate. The logarithmic Voronoi cell at Σ is a convex set (Proposition 4) and is contained in another convex set, namely, the log-normal spectrahedron (Proposition 5). Compared to the logarithmic Voronoi cell, the log-normal spectrahedron at Σ is a nicer set, and we catalogue instances when the two sets coincide. This includes Gaussian models whose maximum likelihood degree is one (Corollary 8), such as Gaussian models on directed

acyclic graphs (Theorem 16), and all linear concentration models (Proposition 9). In the latter case, we prove a decomposition theorem for the logarithmic Voronoi cells when the model is based on an undirected decomposable graph (Theorem 14). Lastly, we study in detail the logarithmic Voronoi cells of the bivariate correlation model. In this case, we explicitly determine the logarithmic Voronoi cells and exhibit that, in general, they are semi-algebraic sets not equal to log-normal spectrahedra. Finally, we state Conjecture 27 which claims that the logarithmic Voronoi cells of the ellipsope are not semi-algebraic. Our work introduces interesting families of spectrahedra and other convex sets motivated by algebraic statistics that need to be studied further with the tools of real and convex algebraic geometry.

Before getting into details, we illustrate the main themes with an example.

Example 1 (Conditional independence model). Let X_1, X_2 , and X_3 be random variables that have a Gaussian joint distribution with zero mean and the positive definite covariance matrix

$$\Sigma = \begin{pmatrix} \sigma_{11} & \sigma_{12} & \sigma_{13} \\ \sigma_{12} & \sigma_{22} & \sigma_{23} \\ \sigma_{13} & \sigma_{23} & \sigma_{33} \end{pmatrix}.$$

Suppose also that the following two conditional independence statements [10, Chapter 3] hold: $X_1 \perp\!\!\!\perp X_3$ and $X_2 \perp\!\!\!\perp X_3 \mid X_1$. The corresponding model Θ is given as the intersection of the algebraic variety

$$\{\Sigma = (\sigma_{ij}) : \sigma_{13} = 0, \sigma_{12}\sigma_{23} - \sigma_{22}\sigma_{13} = 0\}$$

with the cone PD_3 of positive definite symmetric 3×3 matrices. This model is the union of two linear planes of dimension three, so we may write

$$\Theta = \left\{ \begin{pmatrix} t_1 & 0 & 0 \\ 0 & t_2 & t_3 \\ 0 & t_3 & t_4 \end{pmatrix} \succ 0 : t_i \in \mathbb{R} \right\} \cup \left\{ \begin{pmatrix} s_1 & s_2 & 0 \\ s_2 & s_3 & 0 \\ 0 & 0 & s_4 \end{pmatrix} \succ 0 : s_i \in \mathbb{R} \right\}.$$

Let Θ_1 and Θ_2 denote the two components above, respectively. Given a matrix $\Sigma \in \Theta$, the set of sample covariance matrices $S \in \text{PD}_3$ that have Σ as their maximum likelihood estimate form the *logarithmic Voronoi cell* at Σ . The set of all matrices $S \in \text{PD}_3$ that have Σ as a critical point while optimizing the log-likelihood function with respect to S over Θ is the *log-normal spectrahedron* at Σ . The log-normal spectrahedron at a general matrix $\Sigma \in \Theta_1 \setminus \Theta_2$ is two-dimensional, parametrized as

$$\left\{ \begin{pmatrix} t_1 & x_1 & x_2 \\ x_1 & t_2 & t_3 \\ x_2 & t_3 & t_4 \end{pmatrix} \succ 0 : x_1, x_2 \in \mathbb{R} \right\}.$$

This spectrahedron is a semi-algebraic set, defined by the two inequalities

$$-x_1^2 + t_1 t_2 > 0 \text{ and } -t_2 x_2^2 + 2t_3 x_1 x_2 - t_4 x_1^2 - t_1 t_3^2 + t_1 t_2 t_4 > 0.$$

Since Σ is assumed to be positive definite, for any choice of t_i , the log-normal spectrahedron at Σ is an ellipse. By symmetry the same is true of any $\Sigma \in \Theta_2 \setminus \Theta_1$. For a point $\Sigma = \text{diag}(\sigma_1, \sigma_2, \sigma_3) \in \Theta_1 \cap \Theta_2$, the log-normal spectrahedron is three-dimensional, given as

$$\left\{ (x, y, z) \in \mathbb{R}^3 : \begin{pmatrix} \sigma_1 & x & y \\ x & \sigma_2 & 0 \\ y & 0 & \sigma_3 \end{pmatrix} \succ 0 \text{ and } \begin{pmatrix} \sigma_1 & 0 & y \\ 0 & \sigma_2 & z \\ y & z & \sigma_3 \end{pmatrix} \succ 0 \right\}.$$

The maximum likelihood degree of Θ is two with one critical point in each linear component. Namely, for a general matrix $S = (s_{ij}) \in \text{PD}_3$, the two critical points on the model are $\Sigma_1 \in \Theta_1$, given by $t_1 = s_{11}, t_2 = s_{22}, t_3 = s_{23}, t_4 = s_{33}$, and $\Sigma_2 \in \Theta_2$, given by $s_1 = s_{11}, s_2 = s_{12}, s_3 = s_{22}, s_4 = s_{33}$. Now consider a general matrix $\Sigma \in \Theta_1 \setminus \Theta_2$. The logarithmic Voronoi cell at Σ is a subset of its log-normal ellipse, and it can be written as

$$\left\{ S = \begin{pmatrix} t_1 & x_1 & x_2 \\ x_1 & t_2 & t_3 \\ x_2 & t_3 & t_4 \end{pmatrix} \succ 0 : \ell_n(\Sigma, S) \geq \ell_n(\Sigma', S) \right\} \quad (1)$$

where ℓ_n is the log-likelihood function and $\Sigma' = \begin{pmatrix} t_1 & x_1 & 0 \\ x_1 & t_2 & 0 \\ 0 & 0 & t_4 \end{pmatrix}$. Writing out the inequality in (1), we find that it is equivalent to

$$-t_3 \sqrt{t_1/t_4} \leq x_1 \leq t_3 \sqrt{t_1/t_4}. \quad (2)$$

Thus, the logarithmic Voronoi cell at $\Sigma \in \Theta_1 \setminus \Theta_2$ is the log-normal ellipse at Σ intersected with the strip defined by (2). In particular, it is a semi-algebraic set. We plot the logarithmic Voronoi cell for $t_1 = 1, t_2 = 2, t_3 = 1, t_4 = 3$ in Figure 1 (on the left). Similarly, one checks that the logarithmic Voronoi cell at $\Sigma \in \Theta_2 \setminus \Theta_1$ is the semi-algebraic set

$$\left\{ S = \begin{pmatrix} s_1 & s_2 & y_1 \\ s_2 & s_3 & y_2 \\ y_1 & y_2 & s_4 \end{pmatrix} \succ 0 : -s_2 \sqrt{s_4/s_1} < y_2 < s_2 \sqrt{s_4/s_1} \right\}.$$

We plot the logarithmic Voronoi cell for $s_1 = 2, s_2 = 1, s_3 = 3, s_4 = 4$ in Figure 1 (on the right). Thus, the logarithmic Voronoi cell at a general point of Θ is not equal to its log-normal ellipse.

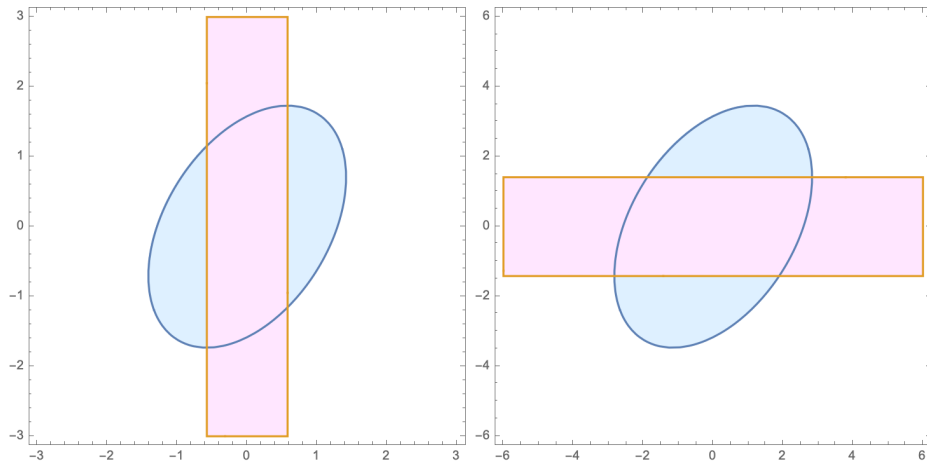


Figure 1: Logarithmic Voronoi cells of the model given by $X_1 \perp\!\!\!\perp X_3$ and $X_2 \perp\!\!\!\perp X_3|X_1$.

We remark that despite strict containment of the logarithmic Voronoi cells in log-normal spectrahedra, the former is still a semi-algebraic set. This phenomenon is surprising, since the inequality in (1) that defines the logarithmic Voronoi cell together with the positive definiteness condition involves the log-likelihood function, which is not a polynomial function. We also note that at the singular points $\Sigma \in \Theta_1 \cap \Theta_2$ the logarithmic Voronoi cells equal the log-normal spectrahedra which are three-dimensional.

2 Basics of Gaussian models and logarithmic Voronoi cells

In this section, we give an introduction to Gaussian models and the maximum likelihood estimation problem for them. We define logarithmic Voronoi cells and log-normal spectrahedra for such models and show that these two are equal when the maximum likelihood degree of the model is one. Our exposition follows [10, Section 2.1].

Let $X = (\xi_1, \dots, \xi_m)$ be an m -dimensional Gaussian random vector, which has the density function

$$p_{\mu, \Sigma}(x) = \frac{1}{(2\pi)^{m/2}(\det \Sigma)^{1/2}} \exp \left\{ -\frac{1}{2}(x - \mu)^T \Sigma^{-1}(x - \mu) \right\}, \quad x \in \mathbb{R}^m$$

with respect to the mean vector $\mu \in \mathbb{R}^m$ and the covariance matrix $\Sigma \in \text{PD}_m$, where PD_m is the cone of real symmetric positive definite $m \times m$ matrices. Such X is said to be distributed according to the *Gaussian distribution*, denoted by $\mathcal{N}(\mu, \Sigma)$. For $\Theta \subseteq \mathbb{R}^m \times \text{PD}_m$, the statistical model

$$\mathcal{P}_\Theta = \{\mathcal{N}(\mu, \Sigma) : \theta = (\mu, \Sigma) \in \Theta\}$$

is called a *Gaussian model*. Since the parameter space Θ completely determines the model, we will use Θ and \mathcal{P}_Θ interchangeably. For sampled data consisting of n vectors $X^{(1)}, \dots, X^{(n)} \in \mathbb{R}^m$, we define the sample mean and the sample covariance as

$$\bar{X} = \frac{1}{n} \sum_{i=1}^n X^{(i)} \quad \text{and} \quad S = \frac{1}{n} \sum_{i=1}^n (X^{(i)} - \bar{X})(X^{(i)} - \bar{X})^T,$$

respectively. Throughout this paper we fix a positive integer n . Given n sampled data vectors, the log-likelihood function is

$$\ell_n(\mu, \Sigma) = -\frac{n}{2} \log \det \Sigma - \frac{1}{2} \text{tr}(S\Sigma^{-1}) - \frac{n}{2} (\bar{X} - \mu)^T \Sigma^{-1} (\bar{X} - \mu).$$

For a fixed model Θ , the sample mean \bar{X} , and the sample covariance S , the *maximum likelihood estimation* is the problem of finding the parameter pair $\hat{\theta} = (\hat{\mu}, \hat{\Sigma}) \in \Theta$ at which the log-likelihood function ℓ_n is maximized. The *maximum likelihood estimator* is the function Φ which maps the sample data (\bar{X}, S) to the maximizer of $\ell_n(\mu, \Sigma)$. For a point $\theta = (\mu, \Sigma)$ in the model, we define its *logarithmic Voronoi cell* $\log \text{Vor}_\Theta(\mu, \Sigma)$ to be the set of all $X^{(1)}, \dots, X^{(n)} \in \mathbb{R}^m$ with sample mean \bar{X} and sample covariance S such that the log-likelihood function ℓ_n with respect to this sample is maximized at θ . We will identify each sample $X^{(1)}, \dots, X^{(n)}$ with the tuple (\bar{X}, S) and consider any two samples whose sample mean and sample covariance are equal to be the same. In this paper, we will study logarithmic Voronoi cells at only nonsingular points of Gaussian models. Hence, all our results are on this nondegenerate case, and we will not explicitly mention the nonsingularity of these points from now on.

For any $U \subseteq \mathbb{R}^m$ and $p \in U$, the *Euclidean Voronoi cell* at p is the set of all points in \mathbb{R}^m that are closer to p than any other point in U with respect to the Euclidean metric. Euclidean Voronoi cells of varieties were studied in [6] and are the topic in *metric algebraic geometry* [8, 9, 21]. In general, logarithmic Voronoi cells are not equal to Euclidean Voronoi cells. However, it turns out they are the same for the next model.

Proposition 2. Consider the Gaussian model with parameter space $\Theta = \Theta_1 \times \{\text{Id}_m\}$ for some $\Theta_1 \subseteq \mathbb{R}^m$. For any point in this model, its logarithmic Voronoi cell is equal to its Euclidean Voronoi cell.

Proof. We may identify the parameter space Θ with the subset of real vectors $\Theta_1 \subseteq \mathbb{R}^m$. For any sample $X^{(1)}, \dots, X^{(n)}$ with sample mean \bar{X} , the maximum likelihood estimate is the point in the model $\hat{\mu} \in \Theta_1$ that is closest to \bar{X} in the Euclidean metric [10, Prop. 2.1.10]. So, for any point $\mu \in \Theta_1$ in the model, the logarithmic Voronoi cell at μ is the set of all sample means $\bar{X} \in \mathbb{R}^m$ that are closer to μ than any other point in \mathbb{R}^m . This is precisely the Euclidean Voronoi cell at μ . \square

Proposition 3. Let $\Theta = \mathbb{R}^m \times \text{PD}_m$ be the saturated Gaussian model. For any point in this model, its logarithmic Voronoi cell is the point itself.

Proof. For any given sample (\bar{X}, S) , its maximum likelihood estimate $(\hat{\mu}, \hat{\Sigma})$ is the point (\bar{X}, S) itself [10]. Therefore, for any given point $(\mu, \Sigma) \in \Theta$, its logarithmic Voronoi cell is $\log \text{Vor}_\Theta(\mu, \Sigma) = \{(\mu, \Sigma)\}$, as desired. \square

Besides the above relatively simple cases, logarithmic Voronoi cells of Gaussian models are fairly complex convex sets. In the rest of the paper we will consider Gaussian models given by parameter spaces of the form $\Theta = \mathbb{R}^m \times \Theta_2$ where $\Theta_2 \subseteq \text{PD}_m$. It is known that for any sample (\bar{X}, S) , its maximum likelihood estimate is given by $(\hat{\mu}, \hat{\Sigma})$ where $\hat{\mu} = \bar{X}$ and $\hat{\Sigma}$ is the maximizer of the log-likelihood function ℓ_n in the set Θ_2 . In this case, we will refer to a Gaussian model as parametrized by $\Theta \subseteq \text{PD}_m$ only, and therefore the log-likelihood function takes the form

$$\ell_n(\Sigma, S) = -\frac{n}{2} \log \det \Sigma - \frac{n}{2} \text{tr}(S\Sigma^{-1}).$$

Hence, for any point $\Sigma \in \Theta$, its logarithmic Voronoi cell $\log \text{Vor}_\Theta(\Sigma)$ is the set of all matrices $S \in \text{PD}_m$ such that Σ is a maximizer of $\ell_n(\Sigma, S)$, viewed as a function of Σ .

Proposition 4. For a Gaussian model $\Theta \subseteq \text{PD}_m$ and $\Sigma \in \Theta$, the logarithmic Voronoi cell $\log \text{Vor}_\Theta \Sigma$ is a convex set.

Proof. The logarithmic Voronoi cell at Σ is

$$\log \text{Vor}_\Theta(\Sigma) = \{S \in \text{PD}_m : \ell_n(\Sigma, S) \geq \ell_n(\Sigma', S) \text{ for all } \Sigma' \in \Theta\}.$$

Since $\ell_n(\Sigma, S)$ is linear in S , each inequality $\ell_n(\Sigma, S) \geq \ell_n(\Sigma', S)$ defines a closed halfspace. Therefore the logarithmic Voronoi cell at Σ is the intersection of these halfspaces for each $\Sigma' \in \Theta$ and the convex cone PD_m . \square

Now we introduce several definitions, which generalize the concepts introduced in [2] to Gaussian distributions. For a point $\Sigma \in \Theta$, we define the *log-normal matrix space* at Σ , denoted by $\mathcal{N}_\Sigma\Theta$, to be the set of all symmetric $m \times m$ matrices S such that Σ appears as a critical point when optimizing $\ell_n(\Sigma, S)$. This is the set of all points in the model such that the gradient $\nabla \ell_n(\Sigma, S)$ with respect to Σ lies in the normal space of the model Θ at Σ . This condition is linear in S , so the log-normal matrix space is an affine linear space. Intersecting it with PD_m , we obtain a spectrahedron $\mathcal{K}_\Theta(\Sigma) = \text{PD}_m \cap \mathcal{N}_\Sigma\Theta$, which we call the *log-normal spectrahedron* at Σ . We immediately obtain the following.

Proposition 5. Each logarithmic Voronoi cell $\log \text{Vor}_\Theta(\Sigma)$ is contained in the log-normal spectrahedron $\mathcal{K}_\Theta(\Sigma)$. In particular,

$$\log \text{Vor}_\Theta \Sigma = \{S \in \mathcal{K}_\Theta \Sigma : \ell_n(\Sigma, S) \geq \ell_n(\Sigma', S) \text{ for all critical points } \Sigma'\}. \quad (3)$$

The reverse of the containment above does not hold in general, as we have seen in Example 1. This is typical, and we will see more instances of this phenomenon. However, the two convex sets are equal if the log-likelihood function has a unique optimum on the model Θ , and more strongly, if the maximum likelihood degree of the Gaussian model is one.

Corollary 6. If $\ell_n(\Sigma, S)$ has a unique maximum Σ over the Gaussian model $\Theta \subseteq \text{PD}_m$, then $\log \text{Vor}_\Theta(\Sigma) = \mathcal{K}_\Theta(\Sigma)$.

Proof. Since Σ is the unique maximum the inequalities in (3) are superfluous. \square

Definition 7. The *maximum likelihood degree* of a Gaussian model $\Theta \subseteq \text{PD}_m$ is the number of nonsingular complex critical points of $\ell_n(\Sigma, S)$ for generic S on the Zariski closure of Θ in the space of complex symmetric matrices.

Corollary 8. If the ML degree of a Gaussian model $\Theta \subseteq \text{PD}_m$ is one then $\log \text{Vor}_\Theta(\Sigma) = \mathcal{K}_\Theta(\Sigma)$ for every $\Sigma \in \Theta$.

Proof. Since Σ is the unique critical point, the result follows from Corollary 6. \square

3 Linear concentration and undirected graphical models

In a multivariate Gaussian distribution, the inverse of the covariance matrix $K = \Sigma^{-1}$ is known as the *concentration matrix*. Linear concentration models [5] are given by concentration matrices which form a linear subspace. Let \mathcal{L} be a d -dimensional linear subspace of $m \times m$ real symmetric matrices. Then a *linear concentration model* is given by

$$\Theta = \{\Sigma \in \text{PD}_m : K = \Sigma^{-1} \in \mathcal{L}\}.$$

The log-likelihood function in this case equals

$$\frac{n}{2} \log \det K - \frac{n}{2} \text{tr}(SK),$$

and it is a strictly concave function on $\mathcal{L} \cap \text{PD}_m$. If K_1, \dots, K_d are a basis of \mathcal{L} and S is a sample covariance matrix, the maximizer $\hat{\Sigma} = \hat{K}^{-1}$ of the log-likelihood function is the unique solution to

$$\text{tr}(\hat{\Sigma}K_j) = \text{tr}(SK_j), \quad j = 1, \dots, d. \quad (4)$$

This follows from writing $K = \sum_{j=1}^d \lambda_j K_j$ and taking partial derivatives of the log-likelihood function with respect to λ_j , $j = 1, \dots, d$; see [17]. Therefore, we immediately get the following.

Proposition 9. Let Θ be a linear concentration model given by $\mathcal{L} = \text{span}\{K_1, \dots, K_d\}$, and let $\Sigma \in \Theta$. Then

$$\log \text{Vor}_\Theta(\Sigma) = \mathcal{K}_\Theta(\Sigma) = \{S \in \text{PD}_m : \text{tr}(SK_j) = \text{tr}(\Sigma K_j), j = 1, \dots, d\}.$$

Proof. The equality of the logarithmic Voronoi cell and the log-normal spectrahedron follows from Corollary 6. The linear description of these convex sets follows from (4). \square

Corollary 10. Let Θ be a one-dimensional linear concentration model spanned by $K \in \text{PD}_m$. For $\lambda > 0$ and $\Sigma = \frac{1}{\lambda} K^{-1}$, the logarithmic Voronoi cell at Σ is $\log \text{Vor}_\Theta(\Sigma) = \{S \in \text{PD}_m : \text{tr}(SK) = \frac{m}{\lambda}\}$. Therefore, it is the intersection of a translate of \mathcal{L}^\perp with PD_m where $\mathcal{L} = \text{span}(K)$.

Proof. Since $\text{tr}(\Sigma K) = \frac{m}{\lambda}$, the result follows Proposition 9. \square

Corollary 11. When $m = 2$, the logarithmic Voronoi cells of one-dimensional concentration models are convex regions defined by ellipses.

Proof. Let $K = \begin{pmatrix} a & b \\ b & c \end{pmatrix} \succ 0$, $\lambda > 0$, and $\Sigma = \frac{1}{\lambda} K^{-1}$. With $S = \begin{pmatrix} s_{11} & s_{12} \\ s_{12} & s_{22} \end{pmatrix}$, from (4) we get $as_{11} + 2bs_{12} + cs_{22} = \frac{2}{\lambda}$. Then $\log \text{Vor}_\Theta(\Sigma)$ is defined by the inequalities

$$\frac{1}{a} \left(\frac{2}{\lambda} - 2bs_{12} - cs_{22} \right) s_{22} - s_{12}^2 \geq 0, \quad \frac{1}{a} \left(\frac{2}{\lambda} - 2bs_{12} - cs_{22} \right) \geq 0, \quad s_{22} \geq 0.$$

The quadric defines an ellipse since its Δ -invariant and δ -invariant are $\frac{\lambda^2}{a^2} \neq 0$ and $\frac{ac-b^2}{a^2} > 0$, respectively. Finally, the nonnegativity of the quadric implies the other inequalities for positive definite S . \square

We would like to point out that, despite the concavity of $\ell_n(\Sigma, S)$ on a linear concentration model Θ , the maximum likelihood degree of Θ is much bigger than one. This was first studied in [17] which included conjectures on the ML degree of such models. These conjectures were settled in [14] and [13]. See also [3] and [11] for related work.

3.1 Undirected graphical models

Let $G = (V, E)$ be a simple undirected graph with $|V(G)| = m$. A *concentration model* of G is

$$\Theta(G) = \{\Sigma \in \text{PD}_m : (\Sigma)_{ij}^{-1} = 0 \text{ if } ij \notin E(G) \text{ and } i \neq j\}.$$

Concentration models of undirected graphs are examples of linear concentration models. Thus, their logarithmic Voronoi cells are equal to the log-normal spectrahedra. Following Proposition 9, we can describe logarithmic Voronoi cells explicitly as

$$\log \text{Vor}_{\Theta(G)}(\Sigma) = \{S \in \text{PD}_m : \Sigma_{ij} = S_{ij} \text{ for all } ij \in E(G) \text{ and } i = j\}.$$

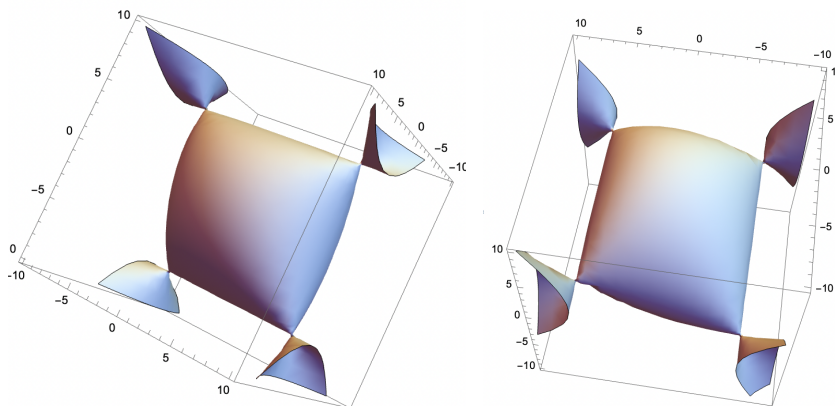
Example 12. Consider the graphical model associated to the undirected path $1-2-3-4$ on four vertices. This model is given parametrically as

$$\Theta(G) = \{\Sigma \in \text{PD}_4 : (\Sigma^{-1})_{13} = (\Sigma^{-1})_{14} = (\Sigma^{-1})_{24} = 0\}.$$

Let $\Sigma = \begin{pmatrix} 6 & 1 & 1/7 & 1/28 \\ 1 & 7 & 1 & 1/4 \\ 1/7 & 1 & 8 & 2 \\ 1/28 & 1/4 & 2 & 9 \end{pmatrix}$. Then the logarithmic Voronoi cell at Σ is

$$\log \text{Vor}_{\Theta(G)}(\Sigma) = \left\{ (x, y, z) : M_{x,y,z} = \begin{pmatrix} 6 & 1 & x & y \\ 1 & 7 & 1 & z \\ x & 1 & 8 & 2 \\ y & z & 2 & 9 \end{pmatrix} \succ 0 \right\}.$$

We plot this spectrahedron below. Its algebraic boundary is defined by the quartic $\det(M_{x,y,z})$. The “ears” are removed by the quadric that is the third principal minor of $M_{x,y,z}$.



The boundary of $\log \text{Vor}_{\Theta(G)}(\Sigma)$ consists of matrices of rank three. This spectrahedron has four singular points which also have rank three. An interesting problem would be to study the logarithmic Voronoi cells of graphical concentration models combinatorially. In the discrete setting, it was done for linear models [1]. In the Gaussian setting, combinatorial types of spectrahedra can be described using *patches*; see [7, 15].

3.2 Decomposition of logarithmic Voronoi cells

In the theory and practice of graphical models, *reducible* and *decomposable* models play a significant role [12], [19]. They provide a recursive structure that can be exploited, for instance, in maximum likelihood estimation. In this subsection, we develop a decomposition theory of the logarithmic Voronoi cells for such models.

Let $G = (V, E)$ be an undirected graph with the vertex set labeled by $[m]$. A clique of G is a subset $C \subseteq [m]$ such that $ij \in E(G)$ for every $i, j \in C$. We say that a clique in G is *maximal* if the subgraph it induces does not embed into a larger clique of G . Let $\mathcal{C}(G)$ denote the set of all cliques of G . Note that $\mathcal{C}(G)$ is a simplicial complex on $[m]$, whose facets are the maximal cliques of G .

A simplicial complex $\Gamma \subseteq [m]$ is called *reducible* with decomposition (Γ_1, T, Γ_2) if there exist sub-complexes Γ_1, Γ_2 of Γ and a subset $T \subseteq [m]$ such that $\Gamma = \Gamma_1 \cup \Gamma_2$ and $\Gamma_1 \cap \Gamma_2 = 2^T$. Moreover, we assume that $\Gamma_i \neq 2^T$ for $i = 1, 2$. We say Γ is *decomposable* if it is reducible and each of the Γ_1, Γ_2 is either decomposable or a simplex. A graphical model associated to an undirected graph G is reducible (resp. decomposable) if its complex of cliques $\mathcal{C}(G)$ is reducible (resp. decomposable).

Given a graph G on m vertices with the complex of cliques $\mathcal{C}(G)$, let $\Theta(G)$ denote the associated graphical model. Suppose $\Theta(G)$ is reducible with a decomposition (Γ_1, T, Γ_2) of $\mathcal{C}(G)$. Note that the simplicial complex Γ_i is the clique complex of a subgraph $G_i \subset G$ for $i = 1, 2$, and the intersection of G_1 and G_2 is the complete graph on the vertex set T . We will denote the vertex set of G_1 by U and the vertex set of G_2 by W . Associated to these subgraphs we have graphical models $\Theta(G_1)$ and $\Theta(G_2)$. When A is an $m \times m$ matrix whose rows and columns are indexed by $[m]$, we let A_{IJ} denote the submatrix of A , whose rows are indexed by $I \subseteq [m]$ and whose columns are indexed by $J \subseteq [m]$. For any $|I| \times |J|$ matrix $B = (b_{ij})_{i \in I, j \in J}$, we define $[B]^{[m]}$ to be the matrix obtained from B by filling in zero entries to obtain a $m \times m$ matrix, i.e.

$$([B]^{[m]})_{ij} := \begin{cases} b_{ij} & \text{if } i \in I, j \in J \\ 0 & \text{otherwise} \end{cases}.$$

The maximum likelihood estimate of $S \in \text{PD}_m$ in $\Theta(G)$ can be computed as follows.

Proposition 13. [12, Proposition 5.6] Let $\Theta(G)$ be a reducible graphical model on the undirected graph G with a decomposition (Γ_1, T, Γ_2) . Let $S \in \text{PD}_m$, and let $\hat{\Sigma}_{UU}$ be the MLE of S_{UU} in $\Theta(G_1)$ and let $\hat{\Sigma}_{WW}$ be the MLE of S_{WW} in $\Theta(G_2)$. Let $\hat{\Sigma}_{TT} := S_{TT}$. The maximum likelihood estimate $\hat{\Sigma}$ of S in $\Theta(G)$ is given by

$$\hat{\Sigma}^{-1} = [(\hat{\Sigma}_{UU})^{-1}]^{[m]} + [(\hat{\Sigma}_{WW})^{-1}]^{[m]} - [(\hat{\Sigma}_{TT})^{-1}]^{[m]}.$$

For a graph G and a matrix $\Sigma \in \Theta(G)$, we denote the logarithmic Voronoi cell at Σ by $\log \text{Vor}_G(\Sigma)$. For reducible graphical models, we have the following decomposition theorem.

Theorem 14. Let $\Theta(G)$ be a reducible graphical model on the undirected graph G with a decomposition (Γ_1, T, Γ_2) . For any matrix $\Sigma \in \Theta(G)$, the logarithmic Voronoi cell $\log \text{Vor}_G(\Sigma)$ equals

$$\left(\left\{ ([S_1^{-1}]^{[m]} + [S_2^{-1}]^{[m]} - [\Sigma_{TT}^{-1}]^{[m]})^{-1} : S_1 \in \log \text{Vor}_{G_1}(\Sigma_{UU}) \text{ and } S_2 \in \log \text{Vor}_{G_2}(\Sigma_{WW}) \right\} + \ker(\psi) \right) \cap \text{PD}_m,$$

where $\psi : \text{Sym}(\mathbb{R}^m) \rightarrow \text{Sym}(\mathbb{R}^U) \times \text{Sym}(\mathbb{R}^W)$ is the map

$$\psi : M \mapsto (M_{UU}, M_{WW}).$$

Proof. First, observe that the projections Σ_{UU} and Σ_{WW} are in $\Theta(G_1)$ and $\Theta(G_2)$, respectively. This follows from the Schur complement formula for matrix inverses. Let $A := U \setminus T$ and $B := W \setminus T$. First consider the matrix S given by

$$S^{-1} = [S_1^{-1}]^{[m]} + [S_2^{-1}]^{[m]} - [\Sigma_{TT}^{-1}]^{[m]}$$

where $S_1 \in \log \text{Vor}_{G_1}(\Sigma_{UU})$ and $S_2 \in \log \text{Vor}_{G_2}(\Sigma_{WW})$. We will show that $S \in \log \text{Vor}_G(\Sigma)$. Recall that the logarithmic Voronoi cell at Σ is the set

$$\log \text{Vor}_G(\Sigma) = \{S \in \text{PD}_m : \Sigma_{ij} = S_{ij} \text{ for all } ij \in E(G) \text{ and } i = j\}.$$

Hence, it suffices to show that $S_{CC} = \Sigma_{CC}$ for every clique C of G . Note first that we may write S^{-1} in the block form as follows:

$$S^{-1} = \begin{bmatrix} (S_1^{-1})_{AA} & (S_1^{-1})_{AT} & 0 \\ (S_1^{-1})_{TA} & (S_1^{-1})_{TT} + (S_2^{-1})_{TT} - (\Sigma_{TT}^{-1}) & (S_2^{-1})_{TB} \\ 0 & (S_2^{-1})_{BT} & (S_2^{-1})_{BB} \end{bmatrix}.$$

Using Schur complements one checks that $S_{UU} = ((S^{-1})^{-1})_{UU} = (S_1^{-1})^{-1} = S_1$ and $S_{WW} = S_2$. Now, let C be a clique in G , so either $C \subseteq \Gamma_1$ or $C \subseteq \Gamma_2$. Without loss of generality, assume $C \subseteq \Gamma_1$. Then

$$S_{CC} = (S_{UU})_{CC} = (S_1)_{CC} = (\Sigma_{UU})_{CC} = \Sigma_{CC},$$

and we conclude that $S \in \log \text{Vor}_G(\Sigma)$.

Now let $M = (m_{ij}) \in \ker(\psi)$, i.e., $m_{ij} = 0$ for all $ij \in E(G)$ or $i = j$. In particular, $M_{CC} = 0$ for every clique C of G . Thus, if $S + M$ is positive definite, we have $S + M \in \log \text{Vor}_G(\Sigma)$, as desired.

For the other direction, let $S \in \log \text{Vor}_G(\Sigma)$. Define $S_1 := S_{UU}$ and $S_2 := S_{WW}$. Note that for any clique $C \subseteq \Gamma_1$, we have $(S_1)_{CC} = (S_{UU})_{CC} = S_{CC} = \Sigma_{CC} = (\Sigma_{UU})_{CC}$, so $S_1 \in \log \text{Vor}_{G_1}(\Sigma_{UU})$. Similarly, $S_2 \in \log \text{Vor}_{G_2}(\Sigma_{WW})$. Let $L = [S_1^{-1}]^{[m]} + [S_2^{-1}]^{[m]} - [\Sigma_{TT}^{-1}]^{[m]}$, and let $M := S - (L^{-1})$. Note that $S = L^{-1} + (S - L^{-1}) = L^{-1} + M$, so it suffices to show that $M \in \ker(\psi)$. We observe that $(L^{-1})_{UU} = ((S_1^{-1})^{-1})_{UU} = S_1 = S_{UU}$, so $M_{UU} = S_{UU} - (L^{-1})_{UU} = 0$. Similarly, we find that $M_{WW} = 0$. Hence, indeed $M \in \ker(\psi)$, and this concludes the proof. \square

Remark 15. The analogous decomposition theorem holds for discrete hierarchical models associated to a reducible simplicial complex. The proof is parallel to the one we presented above where sums of matrices are replaced by products of entries of points and differences of matrices are replaced by ratios of entries of points. In both cases, the decomposition of logarithmic Voronoi cells is interesting: $\log \text{Vor}_G(\Sigma)$ as well as $\log \text{Vor}_{G_1}(\Sigma_{UU})$ and $\log \text{Vor}_{G_2}(\Sigma_{WW})$ are spectrahedra, but the first term in the Minkowski sum in Theorem 14 is a nonlinear object. How the geometry and combinatorics of the spectrahedra $\log \text{Vor}_{G_1}(\Sigma_{UU})$ and $\log \text{Vor}_{G_2}(\Sigma_{WW})$ affect that of $\log \text{Vor}_G(\Sigma)$ via this decomposition is worthwhile to study in a future project.

4 Directed graphical models

In this section we turn to Gaussian models defined by *directed acyclic graphs* (DAGs). A DAG G consists of a vertex set V of cardinality m and a set E of directed edges (i, j) without a directed cycle. We will assume that $(i, j) \in E$ implies $i < j$. Such an ordering of the vertices can always be achieved. For each vertex $j \in G$ there is a normal random variable X_j such that $X_j = \sum_{k \in \text{pa}(j)} \lambda_{jk} X_k + \varepsilon_j$. Here $\text{pa}(j)$ denotes the set of parents of the vertex j . The coefficients λ_{jk} are real parameters, known as *regression coefficients*. The term ε_j is a random variable that has a univariate normal distribution. This model can be summarized by the identity

$$X = \Lambda^T X + \varepsilon$$

where $\Lambda = (\lambda_{kj})$ is an upper triangular matrix with $\lambda_{kk} = 0$ for $k = 1, \dots, m$. The joint random variable $X = (X_1, \dots, X_m)^T$ has a Gaussian distribution with covariance matrix Σ . We also denote the diagonal covariance matrix of ε by Ω . With this $\Sigma = (I - \Lambda)^{-T} \Omega (I - \Lambda)^{-1}$, and the maximum likelihood estimation aims to estimate the $|E|$ and m parameters in Λ and Ω , respectively. The concentration matrix $K = \Sigma^{-1}$ is equal to

$(I - \Lambda)\Omega^{-1}(I - \Lambda)^T$. The maximum likelihood estimate can be found by solving a sequence of independent least squares problems for each vertex in the graph coming from the gradient of the log-likelihood function. This development leads to the following.

Theorem 16. [22], [12, p. 154] The maximum likelihood degree of a Gaussian model on a directed acyclic graph is one. Therefore, the logarithmic Voronoi cell of Σ on such a model is equal to its log-normal spectrahedron.

Remark 17. We were not aware of the fact that the maximum likelihood degree of Gaussian graphical models on DAGs is one until we observed this through multiple computations. We are grateful to Piotr Zwiernik for sharing with us his notes of the proof which we outlined above. The references we included point to the same result.

For algebraic computations a convenient parametrization for Gaussian models on DAGs based on the *trek rule* exists [18]. In this parametrization, for each directed edge $(i, j) \in E$ there is λ_{ij} and for each vertex $i \in [m]$ there is a_i . For each pair of vertices $i, j \in [m]$, we let $T(i, j)$ be the set of paths from i to j which do not contain colliders where a collider is a pair of edges (s, t) and (u, t) with the same head. Such a path without colliders is called a trek. Every trek P from i to j is a sequence of edges from i up to $\text{top}(P)$, the “top” vertex on the path, and then a sequence of edges down to j . With this the parametrization of the entries of the covariance matrix Σ reads as follows:

$$\sigma_{ij} = \sum_{P \in T(i, j)} a_{\text{top}(P)} \prod_{(k, l) \in P} \lambda_{kl}.$$

We note that $\sigma_{ii} = a_i$, and if $T(i, j) = \emptyset$ then $\sigma_{ij} = 0$.

Example 18. Consider the DAG $1 \rightarrow 2 \rightarrow 4 \leftarrow 3$. The associated graphical model Θ is seven-dimensional. We may express $\Sigma = (\sigma_{ij}) \in \Theta$ parametrically as

$$\begin{aligned} \sigma_{ii} &= a_i \text{ for } i = 1, 2, 3, 4, \\ \sigma_{12} &= a_1 \lambda_{12}, \quad \sigma_{13} = 0, \quad \sigma_{14} = a_1 \lambda_{12} \lambda_{24}, \quad \sigma_{23} = 0, \quad \sigma_{24} = a_2 \lambda_{24}, \quad \sigma_{34} = a_2 \lambda_{34}. \end{aligned}$$

The logarithmic Voronoi cell and hence the log-normal spectrahedron of a general $\Sigma \in \Theta$ is three-dimensional, given as

$$\left\{ \left(\begin{array}{cccc} a_1 & a_1 \lambda_{12} & x & y \\ a_1 \lambda_{12} & a_2 & z & a_2 \lambda_{24} + \lambda_{34} z \\ x & z & a_3 & a_3 \lambda_{34} + \lambda_{24} z \\ y & a_2 \lambda_{24} + \lambda_{34} z & a_3 \lambda_{34} + \lambda_{24} z & 2 \lambda_{24} \lambda_{34} z + a_4 \end{array} \right) \succ 0 : x, y, z \in \mathbb{R} \right\}.$$

For the matrix Σ' given by the parameters

$$a_1 = 1, a_2 = 2, a_3 = 3, a_4 = 4, \lambda_{12} = 1/2, \lambda_{24} = 1, \lambda_{34} = 1/2,$$

the spectrahedron $\log \text{Vor}_\Theta(\Sigma')$ is the intersection of a quadric, defining a cylinder, and a quartic, defining a surface with five components. The intersection is the middle component of the quartic surface. We plot the quadric surface (left), the quartic surface (middle) and their intersection (right) in Figure 2.

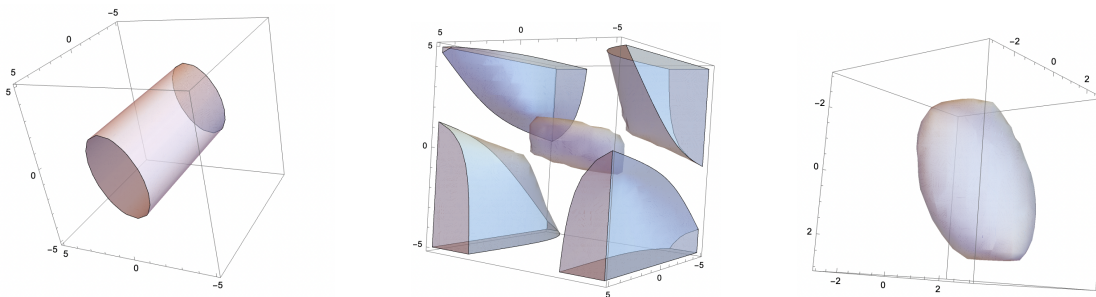


Figure 2: The logarithmic Voronoi cell at Σ' of $1 \rightarrow 2 \rightarrow 4 \leftarrow 3$.

We close this section with a simple decomposition result for logarithmic Voronoi cells when the underlying graph is the disjoint union of two graphs.

Proposition 19. Let G be a DAG with vertex set $[m]$ such that G is a disjoint union of two graphs G_1 and G_2 with vertex sets U and $W = [m] \setminus U$, respectively. Then

$$\Theta(G) = \left\{ \Sigma = \begin{pmatrix} \Sigma_1 & 0_{UW} \\ 0_{WU} & \Sigma_2 \end{pmatrix} : \Sigma_1 \in \Theta(G_1), \Sigma_2 \in \Theta(G_2) \right\},$$

and for $\Sigma \in \Theta(G)$

$$\log \text{Vor}_{\Theta(G)}(\Sigma) = \left\{ \begin{pmatrix} S_1 & S_{UW} \\ S_{WU} & S_2 \end{pmatrix} \succ 0 : S_1 \in \log \text{Vor}_{\Theta(G_1)}(\Sigma_1), S_2 \in \log \text{Vor}_{\Theta(G_2)}(\Sigma_2) \right\}.$$

Proof. The first statement is a direct consequence of Proposition 3.6 in [18]. The second statement follows from the observation that $\ell_n(\Sigma, S) = \ell_n(\Sigma_{UU}, S_{UU}) + \ell_n(\Sigma_{WW}, S_{WW})$. \square

5 Covariance models

Let $A \in \text{PD}_m$ and let \mathcal{L} be a linear subspace of $\text{Sym}(\mathbb{R}^m)$. Then $A + \mathcal{L}$ is an affine subspace of $\text{Sym}(\mathbb{R}^m)$. Models defined by $\Theta = (A + \mathcal{L}) \cap \text{PD}_m$ are called *covariance models*. For such models, a necessary condition for $\Sigma \in \text{PD}_m$ to be a local maximum of the log-likelihood function is $\Sigma - A \in \mathcal{L}$ and $K - KSK \in \mathcal{L}^\perp$ where $K = \Sigma^{-1}$; see [16] and [4]. From this, one can describe the log-normal spectrahedron at Σ in the model Θ explicitly.

Proposition 20. The log-normal spectrahedron $\mathcal{K}_\Sigma(\Theta)$ at $\Sigma \in \Theta$ on a covariance model $\Theta = (A + \mathcal{L}) \cap \text{PD}_m$ is equal to $\mathcal{N}_\Sigma\Theta \cap \text{PD}_m$ where

$$\mathcal{N}_\Sigma\Theta = \{S \in \text{Sym}(\mathbb{R}^m) : K - KSK \in \mathcal{L}^\perp\}.$$

The log-likelihood function $\ell_n(\Sigma, S)$ is generally not concave on a covariance model, and the maximum likelihood degree of such models can be arbitrarily high [16]. Therefore, in general, the logarithmic Voronoi cells are strictly contained in log-normal spectrahedra. On the other hand, we would like to point out the following interesting result.

Proposition 21. [23, Proposition 3.1] Let $\Theta \subseteq \text{PD}_m$ be a Gaussian covariance model and let $S \in \text{PD}_m$. The log-likelihood function $\ell_n(\Sigma, S)$ is strictly concave on the convex set $\Delta_{2S} = \{\Sigma \in \text{PD}_m : 0 \prec \Sigma \prec 2S\}$, and hence it is strictly concave on $\Delta_{2S} \cap \Theta$.

This proposition immediately implies the following.

Corollary 22. Let $\Theta \subseteq \text{PD}_m$ be a Gaussian covariance model and let $\Sigma \in \Theta$. Then we have the following containments:

$$\{S \in \mathcal{K}_\Theta(\Sigma) : 0 \prec \Sigma \prec 2S\} \subseteq \log \text{Vor}_\Theta(\Sigma) \subseteq \mathcal{K}_\Theta(\Sigma). \quad (5)$$

In general, both containments may be strict, as demonstrated in the next example.

Example 23. Consider the covariance model given by

$$\Theta = \left\{ \Sigma \in \text{PD}_3 : \Sigma = \begin{pmatrix} 1 & x & z \\ x & 1 & y \\ z & y & 1 \end{pmatrix} \right\}.$$

This is an unrestricted correlation model. Its ML degree is 15. We can represent each matrix $\Sigma \in \Theta$ by the triple $(\Sigma_{12}, \Sigma_{23}, \Sigma_{13})$. To see that the two containments in (5) are strict, first consider the matrix $\Sigma' = (1/2, 1/3, 1/4) \in \Theta$, and let

$$S = \begin{pmatrix} 1211/4560 & -217/3420 & 1/30 \\ -217/3420 & 827/2565 & 1/9 \\ 1/30 & 1/9 & 1 \end{pmatrix} \in \mathcal{K}_\Theta(\Sigma').$$

The log-likelihood function $\ell_n(\Sigma, S)$ has 15 critical points, three of which are real. The real points are given numerically by

$$\{(1/2, 1/3, 1/4), (-0.73841, 0.213623, -0.0580265), (0.182141, 0.316592, 0.190067)\}.$$

The values of the log-likelihood function are, respectively

$$\begin{aligned} & -1.53844955693696, \\ & -1.24750351572487, \\ & -1.55375020617405. \end{aligned}$$

We see that the maximum is achieved at the second point, meaning $S \notin \log \text{Vor}_\Theta(\Sigma')$. This shows that the second containment in (5) is strict. To see that the first containment is strict, let

$$S = \begin{pmatrix} 813/304 & 103/76 & 1/2 \\ 103/76 & 85/57 & 1/3 \\ 1/2 & 1/3 & 1/3 \end{pmatrix} \in \mathcal{K}_\Theta(\Sigma').$$

The matrix $2S - \Sigma'$ is not positive definite. However, $\ell_n(\Sigma, S)$ has only one real critical point, namely Σ' . Thus $S \in \log \text{Vor}_\Theta(\Sigma')$, which shows that the first containment is also strict.

5.1 Bivariate correlation model

A *bivariate correlation model* is an affine covariance model given parametrically as

$$\Theta = \left\{ \Sigma_x := \begin{pmatrix} 1 & x \\ x & 1 \end{pmatrix} : x \in (-1, 1) \right\}.$$

Maximum likelihood estimation of this model has been studied extensively in [4]. In this section we give an explicit description of its logarithmic Voronoi cells and show that they are semialgebraic sets. This is extremely surprising. As the development below will demonstrate, the potential constraints which define the boundary of logarithmic Voronoi cells of these one-dimensional models are very complicated. In particular, they are not algebraic. Nevertheless, one recovers a semi-algebraic description.

Given a sample covariance matrix S , the derivative of the log-likelihood function $\ell_n(\Sigma, S)$ with respect to x is $\frac{2}{(1-x^2)^2} \cdot f(x)$ where

$$f(x) = x(x^2 - 1) - S_{12}(1 + x^2) + x(S_{11} + S_{22}).$$

This polynomial has at least one real root in the interval $(-1, 1)$, which corresponds to a positive definite covariance matrix in the model. This tells us that the MLE always exists, and hence the logarithmic Voronoi cells fill the cone PD_2 . Letting $a = (S_{11} + S_{22})/2$ and $b = S_{12}$, the polynomial f can be re-written as $f(x) = x^3 - bx^2 - x(1 - 2a) - b$. This polynomial has either one or three real roots in the interval $(-1, 1)$. In the first case, there is a unique positive definite matrix that appears as a critical point when optimizing

$\ell_n(\Sigma, S)$. In the second case, there are three possible positive definite critical points. As shown in [4], the latter happens if and only if $\Delta_f(b, a) > 0$ and $a < 1/2$, where

$$\Delta_f(b, a) = -4[b^4 - (a^4 + 8a - 11)b^2 + (2a - 1)^3]$$

is the discriminant of f .

Fix $c \in (-1, 1)$. We wish to compute the logarithmic Voronoi cell at Σ_c . Note that for a sample covariance matrix S to have Σ_c as a critical point, c must be a root of $f(x)$. Substituting c for x in f , we get an equation $f(c) = 0$ in a and b . From this equation, we may express a in terms of b and c :

$$a = \frac{bc^2 - c^3 + b + c}{2c}. \quad (6)$$

Only $S \in \text{PD}_2$ that satisfy this equation will have Σ_c as a critical point when maximizing $\ell_n(\Sigma, S)$. If for such S we have $\Delta_f(b, a) \leq 0$ or $a \geq 1/2$, then S has Σ_c as the MLE and thus $S \in \log \text{Vor}_\Theta(\Sigma_c)$. If $\Delta_f(b, a) > 0$ and $a < 1/2$, then we must compare the value that ℓ_n takes on Σ_c to the values that it takes on the two matrices Σ_1, Σ_2 corresponding to the other two real roots of $f(x)$, for the fixed a and b . Given the relationship between a and b as in (6) we find all three roots of $f(x)$ in terms of b and c . They are

$$c_1 = \frac{bc - c^2 - \sqrt{b^2c^2 - 2bc^3 + c^4 - 4bc}}{2c}$$

$$c_2 = \frac{bc - c^2 + \sqrt{b^2c^2 - 2bc^3 + c^4 - 4bc}}{2c}$$

and, of course, c itself.

Let

$$S_{b,k} = \begin{pmatrix} k & b \\ b & 2a - k \end{pmatrix} \succ 0, \quad 0 < k < 2a$$

denote a general matrix in PD_2 that has Σ_c as a critical point when computing the MLE. In particular, the relation (6) is satisfied. The set of matrices forms the log-normal spectrahedron $\mathcal{K}_\Theta(\Sigma_c)$ of Σ_c .

Theorem 24. Let Θ be the bivariate correlation model and let $\Sigma_c \in \Theta$. If $c > 0$, then $\log \text{Vor}_\Theta(\Sigma_c) = \{S_{b,k} \in \mathcal{K}_\Theta(\Sigma_c) : b \geq 0\}$. If $c < 0$, then $\log \text{Vor}_\Theta(\Sigma_c) = \{S_{b,k} \in \mathcal{K}_\Theta(\Sigma_c) : b \leq 0\}$. If $c = 0$, then $\log \text{Vor}_\Theta(\Sigma_c) = \{\text{diag}(k, 1-k) : 0 \leq k \leq 1\}$. In particular, logarithmic Voronoi cells of Θ are semi-algebraic sets.

Proof. First, suppose that $c > 0$. Since we only consider the positive definite matrices $S_{b,k}$, we are working in the cone $a > |b|$. This gives us the restriction $b > c(c-1)/(c+1)$. Note

that

$$\Delta_f(b, c) = \frac{(b^2c - 2bc^2 - 4b + c^3)(bc^2 - 2c^3 - b)^2}{c^3}.$$

Thus, $\Delta_f \leq 0$ if and only if

$$\frac{c^2 - 2\sqrt{c^2 + 1} + 2}{c} \leq b \leq \frac{c^2 + 2\sqrt{c^2 + 1} + 2}{c}. \quad (7)$$

Moreover, since $a = \frac{bc^2 - c^3 + b + c}{2c}$, we also have $a \geq 1/2$ if and only if $b \geq \frac{c^3}{c^2 + 1}$. Since for $c > 0$, we always have

$$\frac{c^3}{c^2 + 1} \leq \frac{c^2 + 2\sqrt{c^2 + 1} + 2}{c},$$

it follows that

$$\left\{ S_{b,k} \in \mathcal{K}_\Theta(\Sigma_c) : b \geq \frac{c^2 - 2\sqrt{c^2 + 1} + 2}{c} \right\} \subseteq \log \text{Vor}_\Theta(\Sigma_c).$$

Now, suppose $b \leq \frac{c^2 - 2\sqrt{c^2 + 1} + 2}{c}$. Such sample covariance matrices $S_{b,k}$ will have three positive definite roots when optimizing $\ell_n(\Sigma, S)$, namely Σ_{c_1} , Σ_{c_2} , and Σ_c . In order for such matrix $S_{b,k}$ to be in $\log \text{Vor}_\Theta(\Sigma_c)$, it has to be the case that

$$\ell_n(\Sigma_c, S) \geq \ell_n(\Sigma_{c_i}, S) \text{ for } i = 1, 2.$$

A computation (in SAGE [20]) shows that both inequalities above are inequalities in b only. The only constraints on k are given by the positive definiteness of S . The values of the log-likelihood function are

$$\begin{aligned} \ell_n(\Sigma_{c_1}, S_{b,k}) &= -\frac{1}{D} \left[4bc^2 + (2bc^2 - c^3 - (b^2 - 2)c + 2b) \log \left(\frac{2bc^2 - c^3 - (b^2 - 2)c + \sqrt{b^2c^2 - 2bc^3 + c^4 - 4bc(b-c) + 2b}}{2c} \right) \right. \\ &\quad \left. + \sqrt{b^2c^2 - 2bc^3 + c^4 - 4bc} \left((b-c) \log \left(\frac{2bc^2 - c^3 - (b^2 - 2)c + \sqrt{b^2c^2 - 2bc^3 + c^4 - 4bc(b-c) + 2b}}{2c} \right) + 2b \right) + 2b - 2c^3 - 2(b^2 - 1)c \right] \\ \ell_n(\Sigma_{c_2}, S_{b,k}) &= -\frac{1}{D} \left[4bc^2 + (2bc^2 - c^3 - (b^2 - 2)c + 2b) \log \left(\frac{2bc^2 - c^3 - (b^2 - 2)c - \sqrt{b^2c^2 - 2bc^3 + c^4 - 4bc(b-c) + 2b}}{2c} \right) \right. \\ &\quad \left. - \sqrt{b^2c^2 - 2bc^3 + c^4 - 4bc} \left((b-c) \log \left(\frac{2bc^2 - c^3 - (b^2 - 2)c - \sqrt{b^2c^2 - 2bc^3 + c^4 - 4bc(b-c) + 2b}}{2c} \right) + 2b \right) + 2b - 2c^3 - 2(b^2 - 1)c \right] \\ \ell_n(\Sigma_c, S_{b,k}) &= -\frac{c \log(-c^2 + 1) + b + c}{c}, \end{aligned}$$

where $D = 2bc^2 - c^3 - (b^2 - 2)c + \sqrt{b^2c^2 - 2bc^3 + c^4 - 4bc(b-c) + 2b}$. Note that for fixed c , the last function is linear in b , with the negative slope $-1/c$. At $b = 0$, we always have $\ell_n(\Sigma_{c_1}, S_{0,k}) = \ell_n(\Sigma_c, S_{0,k}) > \ell_n(\Sigma_{c_2}, S_{0,k})$, so $S_{0,k} \in \log \text{Vor}_\Theta(\Sigma_c)$ for $0 < k < 2a$. Since logarithmic Voronoi cells are convex sets by Proposition 4, this means that the containment $\{S_{b,k} \in \mathcal{K}_\Theta(\Sigma_c) : b \geq 0\} \subseteq \log \text{Vor}_\Theta(\Sigma_c)$ holds. For the other containment, let $g(b) =$

$\ell_n(\Sigma_{c_1}, S_{b,k}) - \ell_n(\Sigma_c, S_{b,k})$ and consider its Taylor expansion $g(b) = g(0) + g'(0)b + \dots$. Note that $g(0) = 0$ and $g'(0) < 0$ for all $0 < c < 1$. Thus, for all $b^* < 0$ with $|b^*|$ sufficiently small, the term $g'(0)b^*$ is positive and dominating in the expansion. This means that for such $b^* < 0$, we have $\ell_n(\Sigma_{c_1}, S_{b^*,k}) > \ell_n(\Sigma_c, S_{b^*,k})$, and so $S_{b^*,k} \notin \log \text{Vor}_\Theta(\Sigma_c)$. Thus, $\{S_{b,k} \in \mathcal{K}_\Theta(\Sigma_c) : b \geq 0\} = \log \text{Vor}_\Theta(\Sigma_c)$ by convexity of logarithmic Voronoi cells. The proof for $c < 0$ is similar. For $c = 0$, we have that $b = 0$ and the log-normal spectrahedron is given by $\{S_{a,k} := \text{diag}(k, 2a - k) : 0 \leq k \leq 2a\}$. The two other critical points, besides 0, are given by $c_1 = \sqrt{1 - 2\bar{a}}$ and $c_2 = -\sqrt{1 - 2\bar{a}}$. The values of the log-likelihood function are as follows:

$$\ell_n(\Sigma_{c_1}, S_{a,k}) = \ell_n(\Sigma_{c_2}, S_{a,k}) = -\log(2a) - 1, \quad \ell_n(\Sigma_c, S_{a,k}) = -2a.$$

Note that $\ell_n(\Sigma_{c_1}, S_{a,k})$ is a monotone decreasing strictly convex function and $\ell_n(\Sigma_c, S_{a,k})$ is a linear function with slope -2 , tangent to $\ell_n(\Sigma_{c_1}, S_{a,k})$ at $a = 1/2$. Thus, the only time Σ_c is the MLE is when $a = 1/2$. Hence, $\log \text{Vor}_\Theta(\Sigma_0) = \{\text{diag}(k, 1 - k) : 0 \leq k \leq 1\}$. \square

Remark 25. Note that since the bivariate correlation model is a compact set inside PD_2 , its log-normal spectrahedra for general matrices as well as logarithmic Voronoi cells are unbounded. In general, for $0 < c < 1$, the part of the log-normal spectrahedron at Σ_c that is not in the logarithmic Voronoi cell at Σ_c is small. This is due to the fact that $c(c - 1)/(c + 1)$ is a negative number with small magnitude. As $c \rightarrow 1$, the logarithmic Voronoi cell converges to the log-normal spectrahedron. In Figure 3, we plot the logarithmic Voronoi cell at $c = 1/2$ as the intersection of the pink log-normal spectrahedron and the blue half-space $b \geq 0$. Similar statement is true of $-1 < c < 0$.

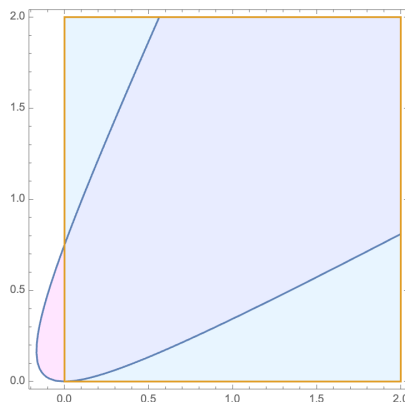


Figure 3: The logarithmic Voronoi cell at $\Sigma_{1/2}$ for the bivariate correlation model.

5.2 Equicorrelation models

An *equicorrelation model* is given by the parameter space

$$\Theta_m = \{\Sigma_x \in \text{Sym}(\mathbb{R}^m) : \Sigma_{ii} = 1, \Sigma_{ij} = x \text{ for } i \neq j, i, j \in [m], x \in \mathbb{R}\} \cap \text{PD}_m.$$

Note that this model is an instance of the affine covariance model, with $A = I_m$ and $\mathcal{L} = \text{span}_{\mathbb{R}}\{\mathbf{1}\mathbf{1}^T - I_m\}$, where $\mathbf{1}$ denotes the all-ones vector in \mathbb{R}^m . Note also that Θ_2 is precisely the bivariate correlation model. For a symmetric matrix $\Sigma_x = (1-x)I_m + x\mathbf{1}\mathbf{1}^T$ to be positive definite, $-\frac{1}{m-1} < x < 1$ must hold.

Given $c \in \mathbb{R}$ such that $-\frac{1}{m-1} < c < 1$, we wish to describe the logarithmic Voronoi cell at $\Sigma_c \in \Theta_m$. Let $S \in \text{PD}_m$ be a sample covariance matrix. Following [4], define the *symmetrized sample covariance matrix* to be the matrix

$$\bar{S} = \frac{1}{m!} \sum_{P \in S_m} P S P^T$$

where S_m denotes the group of all $m \times m$ permutation matrices. Let \mathcal{N} denote the space of all symmetrized sample covariance matrices. Note that for $i, j \in [m]$, we have $\bar{S}_{ii} = a$ and $\bar{S}_{ij} = b$ whenever $i \neq j$. From Lemma 5.2 in [4], we have $\langle S, \Sigma_c^{-1} \rangle = \langle \bar{S}, \Sigma_c^{-1} \rangle$, so optimizing $\ell_n(\Sigma, S)$ is equivalent to optimizing $\ell_n(\Sigma, \bar{S})$. Hence, we may fully recover the logarithmic Voronoi cells at Σ_c with the matrices \bar{S} for which $\ell_n(\Sigma, \bar{S})$ is maximized at Σ_c .

From Theorem 5.4 in [4], we know that the ML degree of the equicorrelation model is 3 and the critical points for a general \bar{S} with $\bar{S}_{ii} = a$ and $\bar{S}_{ij} = b$ for $i \neq j$ is given by the points Σ_r where r is a root of the cubic

$$f_m(x) = (m-1)x^3 + ((m-2)(a-1) - (m-1)b)x^2 + (2a-1)x - b.$$

Since we are interested in the matrices \bar{S} that have Σ_c as a critical point, c must be a root of $f_m(x)$. Then, the equation $f_m(c) = 0$ becomes an equation expressing the relationship between a and b , namely

$$a = -\frac{(b+2)c^2 - c^3 - ((b+1)c^2 - c^3)m - b - c}{c^2m - 2c^2 + 2c}.$$

All positive definite matrices \bar{S} satisfying the above relationship are the set $\mathcal{K}_{\Theta_m}(\Sigma_c) \cap \mathcal{N}$. The matrices in this set depend only on the parameter b , so we will denote them by \bar{S}_b . Not all such matrices may be in the logarithmic Voronoi cell at Σ_c . The matrices \bar{S}_b for which the discriminant $\Delta_{f,m}(b, a)$ is negative will be in the logarithmic Voronoi cell, since for such points, f_m has only one real root. When $\Delta_{f,m}(b, a) \geq 0$, the situation is more complicated. The good news is that most such matrices \bar{S}_b satisfying $f_m(c) = 0$ will still have only one

positive definite critical point in the model, namely Σ_c . However, some matrices may have two additional critical points. In such cases, we have to evaluate $\ell_n(\Sigma, \bar{S}_b)$ on the other two roots of $f_m(x)$, denoted by c_1 and c_2 . If $\ell_n(\Sigma_c, \bar{S}_b)$ is the largest, then \bar{S}_b would be in the logarithmic Voronoi cell at Σ_c . Precisely, we have that

$$\log \text{Vor}_{\Theta_m}(\Sigma_c) \cap \mathcal{N} = \{\bar{S}_b \in \mathcal{K}_{\Theta_m}(\Sigma_c) \cap \mathcal{N} : \ell_n(\Sigma_c, \bar{S}_b) \geq \ell_n(\Sigma_{c_i}, \bar{S}_b), i = 1, 2\}.$$

For fixed c , the two inequalities defining the above set are inequalities in one variable b . Thus, the set $\log \text{Vor}_{\Theta_m}(\Sigma_c) \cap \mathcal{N}$ is one-dimensional. We have the following theorem.

Theorem 26. Let $\Sigma_c \in \Theta_m$. The logarithmic Voronoi cell at Σ_c is given as

$$\log \text{Vor}_{\Theta_m}(\Sigma_c) = \{S \in \text{PD}_m : \psi(S) = \bar{S}, \bar{S} \in \mathcal{N} \cap \log \text{Vor}_{\Theta_m}(\Sigma_c)\},$$

where $\psi : \text{PD}_m \rightarrow \mathcal{N} : S \mapsto \bar{S}$.

Proof. This follows from the equality $\langle S, \Sigma_c^{-1} \rangle = \langle \bar{S}, \Sigma_c^{-1} \rangle$. □

Note that the pre-image of any symmetrized covariance matrix \bar{S} under ψ has dimension $\binom{m+1}{2} - 2$, and so the logarithmic Voronoi cell at any generic $\Sigma_c \in \Theta_m$ has dimension $\binom{m+1}{2} - 2 + 1 = \binom{m+1}{2} - 1$, i.e. co-dimension 1, as expected.

We also observe that when m increases, the number of matrices \bar{S}_b that has two other positive-definite critical points besides Σ_c decreases. Moreover, in statistical practice, such matrices \bar{S}_b are rare, even for small sample sizes [4]. This means that for practical purposes, we may say that the logarithmic Voronoi cell at $\Sigma_c \in \Theta_m$ is *approximately* its log-normal spectrahedron.

5.3 Transcendality of logarithmic Voronoi cells

In this paper we have introduced logarithmic Voronoi cells for Gaussian models. In the case of models that are also well-known in algebraic statistics we have proved that the logarithmic Voronoi cells are spectrahedra with explicit descriptions. These include linear concentration models such as Gaussian models on undirected graphs as well as Gaussian models on DAGs. The spectrahedra we have identified deserve further study.

The case of bivariate correlation models is quite interesting since they provide the first small instance where logarithmic Voronoi cells need not have to be semi-algebraic. However, we showed that even in this case we get semialgebraicity even though the logarithmic Voronoi cells are not equal to the log-normal spectrahedra. The bivariate correlation models fit into

a larger class of models known as unrestricted correlation models. Such a model is given by the parameter space

$$\Theta = \{\Sigma \in \text{Sym}(\mathbb{R}^m) : \Sigma_{ii} = 1, i \in [m]\} \cap \text{PD}_m.$$

The ML degree of these models for $m \leq 6$ was computed in [4]. The case $m = 2$ is the bivariate correlation model whose ML degree is 3.

When $m = 3$, the model is a compact spectrahedron known as the *elliptope* in convex algebraic geometry literature. We have encountered this model with ML degree 15 in Example 23. The logarithmic Voronoi cells of the elliptope are unbounded 3-dimensional convex sets. We found it quite challenging to give a good description for them besides the one coming from its definition. We venture the following conjecture.

Conjecture 27. The logarithmic Voronoi cells for general points on the elliptope are not semi-algebraic; in other words, their boundary is defined by transcendental functions.

Acknowledgements: The authors thank Bernd Sturmfels for helpful discussions. This material is based upon work supported by the National Science Foundation Graduate Research Fellowship under Grants No. DGE 1752814 and DGE 2146752.

References

- [1] Yulia Alexandr. Logarithmic Voronoi polytopes for discrete linear models, 2021.
- [2] Yulia Alexandr and Alexander Heaton. Logarithmic Voronoi cells. *Algebraic Statistics*, 12(1):75–95, 2021.
- [3] Carlos Améndola, Lukas Gustafsson, Kathlén Kohn, Orlando Marigliano, and Anna Seigal. The maximum likelihood degree of linear spaces of symmetric matrices. *Matematiche (Catania)*, 76(2):535–557, 2021.
- [4] Carlos Améndola and Piotr Zwiernik. Likelihood geometry of correlation models. *Matematiche (Catania)*, 76(2):559–583, 2021.
- [5] Theodore W. Anderson. Estimation of covariance matrices which are linear combinations or whose inverses are linear combinations of given matrices. In *Essays in Probability and Statistics*, pages 1–24. Univ. North Carolina Press, Chapel Hill, N.C., 1970.
- [6] Diego Cifuentes, Kristian Ranestad, Bernd Sturmfels, and Madeleine Weinstein. Voronoi cells of varieties. *J. Symbolic Comput.*, 109:351–366, 2022.

- [7] Daniel Ciripoi, Nidhi Kaihnsa, Andreas Löhne, and Bernd Sturmfels. Computing convex hulls of trajectories. *Rev. Un. Mat. Argentina*, 60(2):637–662, 2019.
- [8] Sandra Di Rocco, David Eklund, and Madeleine Weinstein. The bottleneck degree of algebraic varieties. *SIAM J. Appl. Algebra Geom.*, 4(1):227–253, 2020.
- [9] Jan Draisma, Emil Horobet, Giorgio Ottaviani, Bernd Sturmfels, and Rekha R. Thomas. The Euclidean distance degree of an algebraic variety. *Found. Comput. Math.*, 16(1):99–149, 2016.
- [10] Mathias Drton, Bernd Sturmfels, and Seth Sullivant. *Lectures on algebraic statistics*, volume 39 of *Oberwolfach Seminars*. Birkhäuser Verlag, Basel, 2009.
- [11] Yuhan Jiang, Kathlén Kohn, and Rosa Winter. Linear spaces of symmetric matrices with non-maximal maximum likelihood degree. *Matematiche (Catania)*, 76(2):461–481, 2021.
- [12] Steffen L. Lauritzen. *Graphical Models*. Oxford University Press, 1996.
- [13] Laurent Manivel, Mateusz Michałek, Leonid Monin, Tim Seynnaeve, and Martin Vodička. Complete quadrics: Schubert calculus for Gaussian models and semidefinite programming, 2020.
- [14] Mateusz Michałek, Leonid Monin, and Jarosław A. Wiśniewski. Maximum likelihood degree, complete quadrics, and \mathbb{C}^* -action. *SIAM J. Appl. Algebra Geom.*, 5(1):60–85, 2021.
- [15] Daniel Plaumann, Rainer Sinn, and Jannik Lennart Wesner. Families of faces and the normal cycle of a convex semi-algebraic set, 2021.
- [16] Bernd Sturmfels, Sascha Timme, and Piotr Zwiernik. Estimating linear covariance models with numerical nonlinear algebra. *Algebr. Stat.*, 11(1):31–52, 2020.
- [17] Bernd Sturmfels and Caroline Uhler. Multivariate Gaussian, semidefinite matrix completion, and convex algebraic geometry. *Ann. Inst. Statist. Math.*, 62(4):603–638, 2010.
- [18] Seth Sullivant. Algebraic geometry of Gaussian Bayesian networks. *Adv. Appl. Math.*, 40(4):482–513, May 2008.
- [19] Seth Sullivant. *Algebraic statistics*, volume 194 of *Graduate Studies in Mathematics*. American Mathematical Society, Providence, RI, 2018.
- [20] The Sage Developers. *SageMath, the Sage Mathematics Software System (Version 9.4)*, 2021. <https://www.sagemath.org>.

- [21] Madeleine Weinstein. *Metric Algebraic Geometry*. PhD thesis, University of California, Berkeley, 2021.
- [22] Nanny Wermuth. On block-recursive linear regression equations. *Rebrape*, 6(1):1–56, 1992. With discussion and a reply by the author.
- [23] Piotr Zwiernik, Caroline Uhler, and Donald Richards. Maximum likelihood estimation for linear Gaussian covariance models. *J. R. Stat. Soc. Ser. B. Stat. Methodol.*, 79(4):1269–1292, 2017.