

Maximum and records of random walks with stochastic resetting

Claude Godrèche and Jean-Marc Luck

Université Paris-Saclay, CNRS, CEA, Institut de Physique Théorique,
91191 Gif-sur-Yvette, France

Abstract. We revisit the statistics of extremes and records of symmetric random walks with stochastic resetting, extending earlier studies in several directions. We put forward a diffusive scaling regime (symmetric step length distribution with finite variance, weak resetting probability) where the maximum of the walk and the number of its records up to discrete time n become asymptotically proportional to each other for single typical trajectories. Their distributions obey scaling laws ruled by a common two-parameter scaling function, interpolating between a half-Gaussian and a Gumbel law. The exact solution of the problem for the symmetric exponential step length distribution and for the simple Polya lattice walk, as well as a heuristic analysis of other distributions, allow a quantitative study of several facets of the statistics of extremes and records beyond the diffusive scaling regime.

26 April 2022

E-mail: claude.godreche@ipht.fr, jean-marc.luck@ipht.fr

1. Introduction

Recent years have seen a flowering of studies on stochastic processes with resetting. In particular, in view of the paradigmatic role played by random walks or Brownian motion in the field of stochastic processes and in statistical physics, special attention has been paid to the study of these simple processes in the presence of stochastic resetting. A comprehensive bibliography may be found in [1]. Virtually all the many facets of the study of random walks and Brownian motion without resetting have an interesting counterpart in the presence of resetting. One may think for instance of first-passage problems, or of the statistics of extremes and records, to name but a few.

Very recently, the statistics of records for random walks with stochastic resetting has been addressed in [2]. The central result of that work is an expression for the mean number of records, which is universal, i.e., independent of the step length distribution, provided the latter is symmetric and continuous.

The purpose of the present work is to revisit the problem and to extend the results of [2] and those coming from earlier studies [3, 4] in several directions. Consider for definiteness a random walk starting from the origin, defined by the recursion

$$x_{n+1} = \begin{cases} 0 & \text{with prob. } r, \\ x_n + \eta_{n+1} & \text{with prob. } 1 - r. \end{cases} \quad (1.1)$$

At each time step, the walker is reset to the origin with probability r . The step lengths η_n have a symmetric distribution with density $\rho(\eta)$ and finite variance

$$\langle \eta_1^2 \rangle = \int_{-\infty}^{\infty} \eta^2 \rho(\eta) d\eta = \sigma^2 = 2D, \quad (1.2)$$

where D is the diffusion coefficient. In most of this paper, the step length distribution is assumed to be continuous. We shall address the case of discrete distributions in section 5.2, when considering the simple Polya walk.

Throughout this work, we consider the following two quantities in parallel. The first one is the maximal height attained by the walk after n steps,

$$M_n = \max(0, x_1, \dots, x_n). \quad (1.3)$$

The second quantity of interest is the number R_n of records up to time n . We recall that a record occurs at step m if x_m is larger than all the previous positions of the walk $(0, x_1, \dots, x_{m-1})$ [‡]. We shall present two different kinds of results concerning the statistics of M_n and R_n for symmetric random walks with resetting.

First, we put forward a diffusive scaling regime (symmetric step length distributions with finite variance, long walks and weak resetting probability), for which the asymptotic equivalence

$$M_n \approx E\sqrt{D} R_n \quad (1.4)$$

holds for single typical trajectories, implying in particular that the distributions of M_n and R_n are simply related to each other all over this regime. The enhancement factor $E \geq 1$, given by (5.41), is unity for continuous distributions, and larger than unity for discrete distributions, and more generally distributions having a discrete component. The scaling forms of the distributions of M_n and R_n read

$$f_n(M) \approx \frac{1}{\sqrt{Dn}} \Phi(X, u), \quad p_n(R) \approx \frac{E}{\sqrt{n}} \Phi(X, u), \quad (1.5)$$

[‡] We refer the reader to [5] for a recent review on records for random walks and Lévy flights.

where the reduced distribution $\Phi(X, u)$, whose analytical expression is given in (3.59), is a scaling function of the two variables

$$X = \frac{M}{\sqrt{Dn}} \quad \text{or} \quad X = \frac{ER}{\sqrt{n}}, \quad u = nr, \quad (1.6)$$

interpolating between a half-Gaussian law for $u \ll 1$ and a Gumbel law for $u \gg 1$. Figure 3 confirms the predictions (1.4) and (1.5) by depicting the excellent asymptotic agreement between the exact theoretical expression (3.59) of the reduced distribution $\Phi(X, u)$ and the rescaled distribution of R_n obtained by simulations, on the example of a walk with uniformly distributed step lengths.

In a second part of this work, we investigate several facets of the problem beyond the above diffusive scaling regime, as detailed in the outline of the paper which follows.

Section 2 is devoted to some general formalism, where we derive a fundamental integral equation for the distribution of M_n , we recall the Wiener-Hopf approach, and relate the distribution of M_n with resetting to the same distribution without resetting. The core of the analysis of the diffusive scaling regime is done in section 3. We rely on the renewal structure of the record process to establish the domain of validity of the equivalence (1.4), first without resetting, then with resetting (section 3.1). The key scaling formula (3.25) for the distributions of M_n and R_n is derived in section 3.2 and exploited in detail in sections 3.3 (moments) and 3.4 (full distributions), where the reduced distribution $\Phi(X, u)$ is investigated at depth.

Section 4 contains several results illustrating to what extent the statistics of M_n and of R_n may differ for generic symmetric step length distributions. In section 4.1 we analyze the leading corrections to the scaling behavior of the mean values $\langle M_n \rangle$ and $\langle R_n \rangle$ without resetting, whereas section 4.2 is devoted to the regime of late times at fixed non-zero resetting probability. For superexponential step length distributions, both M_n and R_n grow logarithmically in time, and the corresponding amplitudes are determined. This is illustrated in figure 4 where the mean values $\langle M_n \rangle$ and $\langle R_n \rangle$ are plotted against $\ln n$, for a uniform step length distribution and a finite resetting probability $r = 1/2$, demonstrating clearly that the asymptotic equivalence (1.4) does not hold beyond the diffusive scaling regime. For subexponential step length distributions, there is a qualitative difference between the growth laws of M_n and R_n , as corroborated by numerical simulations shown in figure 5.

Finally, two examples of step length distributions for which the fundamental integral equation can be solved exactly by elementary means are considered in section 5. For each of these examples, we first show how universal results are recovered in the diffusive scaling regime, and then investigate some specific features beyond that regime. For the symmetric exponential distribution (section 5.1), we demonstrate the existence of an infinity of linear identities between the moments of M_n and R_n in the absence of resetting. In the case of the binary distribution yielding the simple Polya walk (section 5.2), we have $M_n = R_n$ identically. We revisit the analysis of $\langle M_n \rangle$ in the absence of resetting, and make an excursion into the realm of generic discrete distributions, and more generally distributions having a discrete component. We then characterize the logarithmic growth of $\langle M_n \rangle$ in the presence of resetting, calculate its amplitude, and show that it is modulated by periodic oscillations, that are also determined. We come back to the most salient results of the present work in a brief discussion (section 6). Appendix C gives an alternative derivation of some of the results of section 5.1, based on the renewal structure of the record process, whereas three other appendices contain more technical material.

2. General formalism

Throughout this work we consider the random walk in discrete time with stochastic resetting defined by the recursion (1.1). Except in section 5.2, the step length distribution is assumed to be continuous and symmetric.

Let us first introduce some notations. We denote the distribution function of the continuous random variable $M_n \geq 0$, the maximal height of the walk after n steps, by

$$F_n(M) = \mathbb{P}(M_n \leq M), \quad (2.1)$$

and by $f_n(M) = F'_n(M)$ the corresponding density, such that

$$f_n(M)dM = \mathbb{P}(M < M_n < M + dM). \quad (2.2)$$

The number of records R_n up to time n is a discrete random variable, whose distribution will be denoted as

$$p_n(R) = \mathbb{P}(R_n = R), \quad (2.3)$$

where $R \geq 0$ is an integer.

The main purpose of this section is to show how the distribution of the maximum M_n can be determined in full generality. Consider a random walk of n steps starting from an arbitrary initial position $x_0 = x$. For any fixed height $M \geq 0$, we denote by

$$\begin{aligned} Q_n(x, M) &= \mathbb{P}(M_n \leq M | x_0 = x) \\ &= \mathbb{P}(x_0 \leq M, \dots, x_n \leq M | x_0 = x) \end{aligned} \quad (2.4)$$

the probability that its maximum M_n up to time n is at most M . We have in particular

$$F_n(M) = Q_n(0, M). \quad (2.5)$$

The probability $Q_n(x, M)$ is non-zero only for $x \leq M$. In this range, it obeys the backward integral equation

$$Q_{n+1}(x, M) = rQ_n(0, M) + (1-r) \int_{-\infty}^{M-x} Q_n(x+\eta, M) \rho(\eta) d\eta, \quad (2.6)$$

with initial condition $Q_0(x, M) = 1$. This equation is obtained by conditioning on the first step of the walk, which may be a resetting event or not. The generating series

$$\tilde{Q}(z, x, M) = \sum_{n \geq 0} Q_n(x, M) z^n \quad (2.7)$$

therefore obeys

$$\tilde{Q}(z, x, M) = 1 + rz\tilde{Q}(z, 0, M) + \check{z} \int_{-\infty}^{M-x} \tilde{Q}(z, x+\eta, M) \rho(\eta) d\eta. \quad (2.8)$$

Here and throughout this paper, we use the shorter notation

$$\check{z} = (1-r)z. \quad (2.9)$$

We shall now see that the integral equation (2.8) can be solved by Wiener-Hopf techniques for an arbitrary symmetric continuous step length distribution.

In the absence of resetting. For $r = 0$, (2.8) becomes invariant under a simultaneous translation of x and M . Its solution therefore reads

$$\tilde{Q}(z, x, M) = \tilde{q}(z, M - x), \quad (2.10)$$

where $\tilde{q}(z, y)$ is the generating series of the probability $q_n(y)$ that a walker starting from position $y \geq 0$ does not cross the origin up to time n ,

$$q_n(y) = \mathbb{P}(x_1 \geq 0, \dots, x_n \geq 0 | x_0 = y). \quad (2.11)$$

This survival probability coincides with the distribution function of the maximum,

$$q_n(y) = F_n(y) = \mathbb{P}(M_n \leq y). \quad (2.12)$$

The generating series $\tilde{q}(z, y)$ obeys the inhomogeneous Milne integral equation with a constant source term,

$$\tilde{q}(z, y) = 1 + z \int_0^\infty \tilde{q}(z, y') \rho(y - y') dy' \quad (y \geq 0), \quad (2.13)$$

which can be solved by means of the Wiener-Hopf factorization [6, 7] (see [8] for a historical account of this method). The solution reads in Laplace space

$$\int_0^\infty \tilde{q}(z, y) e^{-py} dy = \frac{1}{p\sqrt{1-z}} \exp\left(-\frac{p}{\pi} \int_0^\infty \frac{\ln(1 - z\hat{\rho}(k))}{p^2 + k^2} dk\right), \quad (2.14)$$

where

$$\hat{\rho}(k) = \int_{-\infty}^\infty e^{-ik\eta} \rho(\eta) d\eta \quad (2.15)$$

is the Fourier transform of the step length distribution. The result (2.14) is a variant of the Pollaczek-Spitzer formula (see [9, 10, 11]). We have in particular

$$\tilde{q}(z, 0) = \frac{1}{\sqrt{1-z}}, \quad \lim_{y \rightarrow \infty} \tilde{q}(z, y) = \frac{1}{1-z}. \quad (2.16)$$

Using the shorter notations $\tilde{q}(z)$ for $\tilde{q}(z, 0)$ and q_n for $q_n(0)$, we recover the well-known result of Sparre Andersen theory [12, 13] (see [14, chap. XII] for a simple presentation) for the probability q_n that a walker starting from the origin does not cross the origin up to time n ,

$$\tilde{q}(z) = \sum_{n \geq 0} q_n z^n = \frac{1}{\sqrt{1-z}}, \quad (2.17)$$

i.e.,

$$q_n = b_n, \quad (2.18)$$

where b_n is the binomial probability

$$b_n = \frac{(2n)!}{(2^n n!)^2} = \frac{\binom{2n}{n}}{2^{2n}}. \quad (2.19)$$

The expressions (2.17) and (2.18) are universal, i.e., independent of the step length distribution, as long as it is symmetric and continuous, with finite or infinite variance.

In the presence of resetting. The mere linearity of (2.8) implies that its solution $\tilde{Q}(z, x, M)$ in the presence of resetting can be expressed in terms of its solution $\tilde{q}(z, y)$ in the absence of resetting, i.e.,

$$\tilde{Q}(z, x, M) = (1 + rz\tilde{Q}(z, 0, M)) \tilde{q}(z, M - x). \quad (2.20)$$

Determining self-consistently the quantity $\tilde{Q}(z, 0, M)$ from this equation, we obtain

$$\tilde{Q}(z, x, M) = \frac{\tilde{q}(z, M - x)}{1 - rz\tilde{q}(z, M)}. \quad (2.21)$$

The connection with the distribution of the maximum M_n is given by (2.5), i.e.,

$$\tilde{F}(z, M) = \tilde{Q}(z, 0, M) = \frac{\tilde{q}(z, M)}{1 - rz\tilde{q}(z, M)}, \quad (2.22)$$

which can be more easily remembered in the form

$$\tilde{F}(z, M)|_r = \frac{\tilde{F}(z, M)|_0}{1 - rz\tilde{F}(z, M)|_0}, \quad (2.23)$$

with the notation

$$\tilde{F}(z, M)|_0 = \tilde{q}(z, M), \quad (2.24)$$

in agreement with (2.12).

Hereafter we shall only need the solution of the integral equation (2.8) in several specific situations where it can be solved by elementary means, including the diffusive scaling regime (see section 3.2), the symmetric exponential step length distribution (see section 5.1) and the symmetric binary distribution, yielding the simple random walk, or Polya walk, on the one-dimensional lattice (see section 5.2).

3. Diffusive scaling regime

The purpose of this section is to describe in detail the universal scaling laws which govern the statistics of the maximum M_n and of the number R_n of records throughout the diffusive scaling regime of long walks ($n \gg 1$) in the presence of a weak resetting ($r \ll 1$), for an arbitrary continuous symmetric step length distribution with finite variance. The case of discrete distributions will be discussed in section 5.2, devoted to the simple Polya walk.

3.1. A remarkable asymptotic equivalence

We begin by putting forward the remarkable asymptotic equivalence

$$M_n \approx \sqrt{D} R_n. \quad (3.1)$$

As will be shown below, this equivalence holds for single typical trajectories, for all continuous symmetric step length distributions with finite variance. It implies in particular that the asymptotic distributions of M_n and R_n are simply related to each other.

In the absence of resetting. In the absence of resetting, the equivalence (3.1) is a consequence of the renewal structure of the record process. Let n_k be the time of occurrence of the k th record and $x_{(k)} = x_{n_k}$ the corresponding position of the walker. This renewal structure implies that the increments

$$h_k = x_{(k)} - x_{(k-1)} \quad (3.2)$$

are independent and identically distributed (iid) random variables [14, 15]. Their common distribution, denoted by $f_{h_1}(h)$, is also the distribution of the first positive position of the random walk starting at the origin,

$$h_1 \equiv x_{(1)}, \quad (3.3)$$

irrespective of the time n_1 at which this position is reached. The left panel of figure 1 gives an illustration of the process.

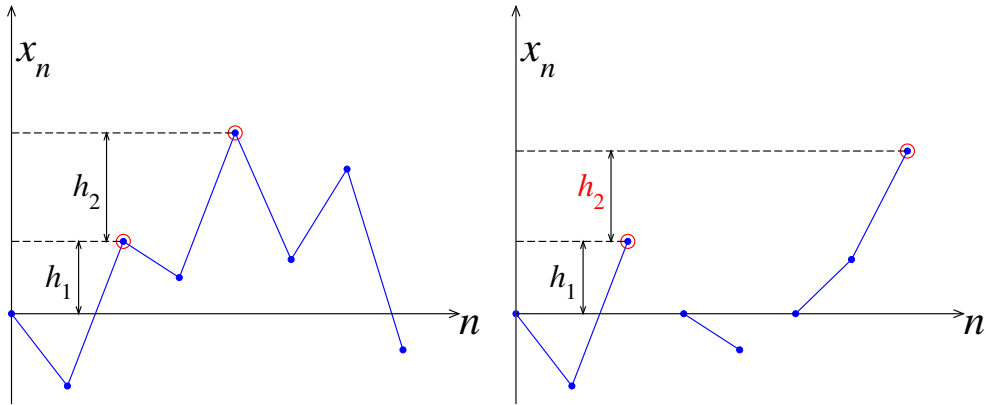


Figure 1. Schematic picture of a random walk, showing records and increments between record positions. Left: in the absence of resetting, the increments h_1 and h_2 are iid with common distribution $f_{h_1}(h)$. Right: in the presence of resetting, the increment h_1 is distributed according to $f_{h_1}(h)$, whereas the inter-resetting increment h_2 is not.

A remarkable result due to Spitzer [16, 17] (see also [14, ch. XVIII]) states that the mean value of h_1 only depends on the diffusion coefficient, as

$$\langle h_1 \rangle = \sqrt{D}, \quad (3.4)$$

for all continuous symmetric step length distributions with finite variance.

The maximum M_n of the walk at time n is the position of the current record, i.e.,

$$M_n = x_{(R_n)} = h_1 + h_2 + \cdots + h_{R_n}. \quad (3.5)$$

In the regime of late times, the number of records R_n is typically large, scaling as \sqrt{n} . The law of large numbers therefore tells us that it is legitimate to replace each increment h_k by its mean value, obtaining thus

$$M_n \approx \langle h_1 \rangle R_n. \quad (3.6)$$

For continuous step length distributions, the expression (3.4) of $\langle h_1 \rangle$ implies the equivalence (3.1) for every single typical trajectory.

Note that, for Lévy flights with $\rho(\eta) \sim |\eta|^{-(1+\theta)}$ ($0 < \theta < 2$) the distribution of the increments $f_{h_1}(h) \sim h^{-(1+\theta/2)}$ [18], which rules out the law of large numbers in this case (see also (4.12) and section 4.2 for a more complete discussion).

For symmetric discrete distributions, and more generally symmetric distributions having a discrete component, we mention in anticipation of the discussion given in section 5.2 that the Spitzer formula (3.4) generalizes to

$$\langle h_1 \rangle = E\sqrt{D}, \quad (3.7)$$

where the enhancement factor $E \geq 1$ depends on the step length distribution according to (5.41). The asymptotic equivalence (3.1) therefore becomes

$$M_n \approx E\sqrt{D}R_n. \quad (3.8)$$

The enhancement factor E is unity for all continuous symmetric distributions, so that (3.4) and (3.1) are recovered.

Coming back to continuous symmetric step length distributions, the distribution $f_{h_1}(h)$ of the increments has been investigated in [14, 5, 18], where it is calculated explicitly for a few specific cases. A general expression for this distribution can be derived by means of Wiener-Hopf techniques [19]. We have shown in particular that its second moment,

$$\langle h_1^2 \rangle = 2\sqrt{D}\ell, \quad (3.9)$$

depends on details of the step length distribution, because it involves the extrapolation length (or extrapolation distance) ℓ . The latter quantity has a long history, going back to the works by Milne in radiative transfer theory [20] (see also [21] for a short historical account). It may be defined by considering the homogeneous Milne integral equation

$$H(y) = \int_0^\infty H(y')\rho(y-y')dy', \quad (3.10)$$

which has a solution growing as

$$H(y) \approx y + \ell \quad (y \rightarrow \infty). \quad (3.11)$$

The following expressions of the extrapolation length,

$$\ell = \frac{1}{\pi} \int_0^\infty \frac{1}{k^2} \ln \frac{Dk^2}{1-\widehat{\rho}(k)} dk = \frac{1}{\pi} \int_0^\infty \frac{1}{k} \left(\frac{\widehat{\rho}'(k)}{1-\widehat{\rho}(k)} + \frac{2}{k} \right) dk, \quad (3.12)$$

are finite whenever $\langle |\eta_1^3| \rangle$ is convergent [10]. This condition is more stringent than the finiteness of the variance. As in (2.15), $\widehat{\rho}(k)$ denotes the Fourier transform of $\rho(\eta)$.

As a further consequence of the renewal structure mentioned above, the waiting times between two consecutive records, $n_1, n_2 - n_1, \dots$ are iid random variables with common distribution

$$f_n = \mathbb{P}(x_1 \leq 0, \dots, x_{n-1} \leq 0, x_n > 0) = q_{n-1} - q_n, \quad (3.13)$$

which is the probability that the first entry of the walk on the positive side occurs at the n th step. We have thus $f_n = \mathbb{P}(n_1 = n)$ and, accordingly, $q_n = \mathbb{P}(n_1 > n)$. The corresponding generating series reads

$$\tilde{f}(z) = \sum_{n \geq 1} f_n z^n = 1 - (1-z)\tilde{q}(z) = 1 - \sqrt{1-z} \quad (3.14)$$

(see (2.17)). We have therefore

$$f_n = \frac{b_n}{2n-1} \quad (n \geq 1), \quad (3.15)$$

where b_n is defined in (2.19). This result is universal for walks with continuous symmetric step length distributions, as is the expression (2.18) of q_n .

In the presence of a weak resetting. The asymptotic equivalence (3.1) still holds in the presence of a weak stochastic resetting ($r \ll 1$). In this regime, the geometric distribution of the lapse of time T between successive resetting events,

$$\mathbb{P}(T = j) = r(1 - r)^{j-1} \quad (j \geq 1), \quad (3.16)$$

becomes very broad, as testified by its mean value

$$\langle T \rangle = \frac{1}{r}. \quad (3.17)$$

The derivation of the equivalence (3.1) given above has to be adapted in two ways. First, for a long walk with weak resetting, the typical number R_n of records is still large. It is indeed at least as large as the number of records before the first resetting event, which scales as $\sqrt{\langle T \rangle}$, i.e., as $1/\sqrt{r}$. Second, keeping the notation (3.2) for the increments between successive records in the presence of resetting, most increments h_k correspond to both records $x_{(k)}$ and $x_{(k-1)}$ belonging to the same stretch of random walk between two successive resettings, and are therefore distributed according to $f_{h_1}(h)$. Inter-resetting increments h_k , where the successive records $x_{(k)}$ and $x_{(k-1)}$ are separated by at least one resetting, are in general neither independent of the rest of the walk nor distributed according to $f_{h_1}(h)$. This is illustrated in the right panel of figure 1. The number of such inter-resetting increments is however small, as it is at most equal to the number of resettings up to time n . This number has a binomial distribution with mean value

$$u = nr. \quad (3.18)$$

We have therefore shown that the asymptotic equivalence (3.1) holds for $nr \ll 1/\sqrt{r}$, i.e., $r \ll n^{-2/3}$. In particular, it holds in the diffusive scaling regime at any fixed value of the scaling variable u . However, it does not hold in general for arbitrary values of the resetting probability r , since a finite fraction of the increments h_k are inter-resetting increments whose distribution is not under control (see section 4.2).

Let us mention that the connection between the mean number of records and the average maximum of a random walk with resetting is also discussed in [2], as we now summarize. In the absence of resetting, it is stated in [2], on the basis of arguments given in [22], that the asymptotic relation (3.1) holds for random walks with continuous jump distribution $\rho(\eta)$ and finite variance. The relation (3.1) is then conjectured in [2] to be still valid in the presence of resetting. On the one hand, it is stated that (3.1) should hold for a discrete-time random walk with a continuous and symmetric jump distribution and finite variance in the weak resetting regime. The argument relies on the computation of the expected maximum of Brownian motion under stochastic resetting [4], together with a scaling analysis of the formula for the generating series of the mean number of records $\langle R_n \rangle$ given in [2] (which coincides with (5.11)). Furthermore, it is conjectured in [2] that (3.1) is still valid for an arbitrary value of the resetting probability $0 < r < 1$. However, as explained above and further demonstrated in section 4.2, this conjecture does not hold true.

3.2. A key scaling result

The main purpose of this section is the derivation of the scaling formula (3.25) which encodes the asymptotic distribution of the maximum M_n throughout the diffusive scaling regime of long walks ($n \gg 1$) in the presence of a weak resetting ($r \ll 1$), for an arbitrary continuous symmetric step length distribution with finite variance. The

asymptotic equivalence (3.1) ensures that the same result also describes the statistics of the number R_n of records in the same regime. The scaling formula (3.25) was mentioned in [3, 4], where it has however not been exploited in detail. Our present goal is to recover this result from the general formalism of section 2, and to analyze it at full length. For this purpose, rather than using the general solution (2.21), we find it more instructive to solve directly (2.8) within the diffusion approximation. This amounts to approximating the integral involved in (2.8) as

$$\begin{aligned} I &= \int_{-\infty}^{M-x} \tilde{Q}(z, x + \eta, M) \rho(\eta) d\eta \\ &= \int_{-\infty}^{M-x} \left[\tilde{Q}(z, x, M) + \eta \tilde{q}'(z, x, M) + \frac{\eta^2}{2} \tilde{Q}''(z, x, M) + \dots \right] \rho(\eta) d\eta \\ &= \tilde{Q}(z, x, M) + D \tilde{Q}''(z, x, M) + \dots, \end{aligned} \quad (3.19)$$

where accents denote derivatives with respect to x . Furthermore, setting

$$z = e^{-s}, \quad (3.20)$$

the diffusive scaling regime corresponds to s and r being simultaneously small. In this regime, the integral equation (2.8) comes down to

$$-D \tilde{Q}''(z, x, M) + (r + s) \tilde{Q}(z, x, M) \approx 1 + r \tilde{Q}(z, 0, M), \quad (3.21)$$

with boundary condition $\tilde{Q}(z, M, M) = 0$. The solution which remains bounded as $x \rightarrow -\infty$ reads

$$\tilde{Q}(z, x, M) \approx \frac{1 - e^{\mu(x-M)}}{s + r e^{-\mu M}}, \quad (3.22)$$

with

$$\mu = \sqrt{\frac{s+r}{D}}. \quad (3.23)$$

The expression (3.22) has the structure of (2.21), as could be expected, with

$$\tilde{q}(z, y) \approx \frac{1 - e^{-y\sqrt{s/D}}}{s}. \quad (3.24)$$

In the diffusive scaling regime, generating series become Laplace transforms with respect to n , with conjugate variable s . The expressions (2.22) and (3.22) translate to

$$\mathcal{L}_n F_n(M) \approx \frac{1 - e^{-\mu M}}{s + r e^{-\mu M}}. \quad (3.25)$$

In the remainder of section 3 we analyze the consequences of (3.25) throughout the diffusive scaling regime, in the presence of a weak resetting. For now, prior to this, let us discuss the situation without resetting. For $r = 0$, (3.25) reads

$$\mathcal{L}_n F_n(M) \approx \frac{1 - e^{-M\sqrt{s/D}}}{s} \quad (3.26)$$

(see (2.24), (3.24)). Performing the inverse Laplace transform, we obtain

$$F_n(M) \approx \operatorname{erf} \frac{M}{2\sqrt{Dn}}, \quad (3.27)$$

where erf is the error function, thus

$$f_n(M) \approx \frac{e^{-M^2/(4Dn)}}{\sqrt{\pi Dn}}. \quad (3.28)$$

Using the asymptotic equivalence (3.1), this translates to

$$p_n(R) \approx \frac{e^{-R^2/(4n)}}{\sqrt{\pi n}}. \quad (3.29)$$

The corresponding mean values scale as

$$\langle M_n \rangle \approx 2\sqrt{\frac{Dn}{\pi}}, \quad \langle R_n \rangle \approx 2\sqrt{\frac{n}{\pi}}. \quad (3.30)$$

We have thus recovered the well-known facts that the asymptotic distributions of M_n and R_n are half-Gaussians for all continuous step length distributions with finite variance. In the case of the maximum, this asymptotic law is related to a known property of Brownian motion, namely that the maximum and the absolute value of the current position have the same distribution. This comes as a consequence of the reflection principle [23, 24, 25]. In the case of the number of records, the half-Gaussian asymptotic law, and in fact the full statistics of R_n for finite n , are universal among random walks with a continuous symmetric step length distribution and finite or infinite variance [14, 26] (see also the review [5] and section 4.1 for details).

3.3. Moments of maximum and number of records

We now analyze the consequences of (3.25) for the behaviour of the moments of the maximum M_n and, using (3.1), of the number R_n of records in the diffusive scaling regime, in the presence of a weak resetting. For all integers $k \geq 1$, we have

$$\langle M_n^k \rangle = \int_0^\infty M^k f_n(M) dM = k \int_0^\infty M^{k-1} (1 - F_n(M)) dM. \quad (3.31)$$

In Laplace space, this reads

$$\begin{aligned} \mathcal{L}_n \langle M_n^k \rangle &= k \int_0^\infty M^{k-1} \left(\frac{1}{s} - \mathcal{L}_n F_n(M) \right) dM \\ &\approx \frac{k(s+r)}{s} \int_0^\infty \frac{M^{k-1}}{r+s e^{\mu M}} dM \\ &\approx \frac{kD^{k/2}}{s(s+r)^{k/2-1}} \int_0^\infty \frac{p^{k-1}}{r+s e^p} dp. \end{aligned} \quad (3.32)$$

The second line ensues from (3.25), and the third one from setting $p = \mu M$ (see (3.23)). The latter expression is a homogeneous function of the variables s and r with degree $d = -k/2 - 1$. This implies the scaling behavior

$$\langle M_n^k \rangle \approx (Dn)^{k/2} \phi_k(u), \quad \langle R_n^k \rangle \approx n^{k/2} \phi_k(u), \quad (3.33)$$

where the scaling variable $u = nr$ is the mean number of resettings (see (3.18)).

The scaling functions $\phi_k(u)$ can be derived by performing the inverse Laplace transform of (3.32). Introducing the ratio

$$\lambda = \frac{s}{r}, \quad (3.34)$$

so that $ns = \lambda u$, we obtain

$$\phi_k(u) = ku^{-k/2} \int \frac{d\lambda}{2\pi i} \frac{e^{\lambda u}}{\lambda(\lambda+1)^{k/2-1}} L_k(\lambda), \quad (3.35)$$

with

$$\begin{aligned}
L_k(\lambda) &= \int_0^\infty \frac{p^{k-1}}{1 + \lambda e^p} dp \\
&= -(k-1)! \sum_{m \geq 1} \frac{1}{m^k} \left(-\frac{1}{\lambda}\right)^m \\
&= -(k-1)! \operatorname{Li}_k\left(-\frac{1}{\lambda}\right),
\end{aligned} \tag{3.36}$$

where Li_k are the polylogarithms.

The only case where the function $L_k(\lambda)$ is elementary is $k = 1$, where we have

$$L_1(\lambda) = \ln \frac{\lambda + 1}{\lambda}, \tag{3.37}$$

hence

$$\phi_1(u) = \frac{1}{\sqrt{u}} \int \frac{d\lambda}{2\pi i} e^{\lambda u} \frac{\sqrt{\lambda+1}}{\lambda} \ln \frac{\lambda+1}{\lambda}. \tag{3.38}$$

The expression (3.35) also somehow simplifies for $k = 2$, as it does not involve any power of $(\lambda+1)$. Using the power-series expansion (3.36) of the dilogarithm, we obtain

$$\phi_2(u) = 2 \sum_{m \geq 1} \frac{(-u)^{m-1}}{m^2 m!} = \frac{2}{u} \int_0^u \frac{1 - e^{-v}}{v} \ln \frac{u}{v} dv. \tag{3.39}$$

The scaling functions $\phi_1(u)$ and $\phi_2(u)$, corresponding to the first two moments, have been studied in [2, 3, 4]. An expression equivalent to (3.35) for all scaling functions $\phi_k(u)$ has been derived recently, by considering the maximum of Brownian motion with resetting [27]. All the scaling functions $\phi_k(u)$ are decreasing functions of $u = nr$. In other words, at least in the scaling regime, all integer moments of M_n and R_n are maximal in the absence of resetting. These scaling functions can be investigated analytically for small and large values of u .

Behavior for $u \ll 1$. The behavior of $\phi_k(u)$ for small u can be derived by expanding the integrand of (3.35) as an inverse power series for large λ . For generic values of the integer order k , keeping only the two leading terms, we obtain

$$\begin{aligned}
\phi_k(u) &= k! u^{-k/2} \int \frac{d\lambda}{2\pi i} \frac{e^{\lambda u}}{\lambda^{k/2+1}} \left[1 + \left(1 - \frac{k}{2} - \frac{1}{2^k}\right) \frac{1}{\lambda} + \dots \right] \\
&= \frac{2^k}{\sqrt{\pi}} \Gamma\left(\frac{k+1}{2}\right) \left(1 - \frac{k-2+2^{1-k}}{k+2} u + \dots\right).
\end{aligned} \tag{3.40}$$

The values of $\phi_k(0)$ are the rescaled moments of the half-Gaussian laws (3.28), (3.29), which hold in the absence of resetting. The first correction term, proportional to u , vanishes for $k = 1$, whereas it is negative for all higher values of k .

For $k = 1$, we can obtain a few more terms by expanding the integrand of (3.38) for large λ :

$$\phi_1(u) = \frac{2}{\sqrt{\pi}} \left(1 - \frac{u^2}{90} + \frac{u^3}{315} + \dots\right). \tag{3.41}$$

Behavior for $u \gg 1$. The behavior of $\phi_k(u)$ for large u can be derived by estimating the expression (3.35) for small λ as follows:

$$\begin{aligned}
 \phi_k(u) &\approx ku^{-k/2} \int \frac{d\lambda}{2\pi i} \frac{e^{\lambda u}}{\lambda} \int_0^\infty \frac{p^{k-1} dp}{1 + \lambda e^p} \\
 &\approx ku^{-k/2} \int_0^\infty p^{k-1} dp \int \frac{d\lambda}{2\pi i} \frac{e^{\lambda u}}{\lambda(1 + \lambda e^p)} \\
 &\approx ku^{-k/2} \int_0^\infty p^{k-1} (1 - \exp(-u e^{-p})) dp \\
 &\approx u^{1-k/2} \int_0^\infty p^k \exp(-u e^{-p}) dp.
 \end{aligned} \tag{3.42}$$

The third line is obtained by integrating over λ , and the fourth one by an integration by parts. Setting

$$p = \ln u + \xi, \tag{3.43}$$

the expression (3.42) becomes

$$\phi_k(u) \approx u^{-k/2} \int_{-\infty}^\infty (\ln u + \xi)^k \underbrace{\exp(-\xi - e^{-\xi}) d\xi}_{\text{Gumbel}}. \tag{3.44}$$

We recognize the density of the canonical Gumbel random variable G , such that

$$\mathbb{P}(\xi < G < \xi + d\xi) = \exp(-\xi - e^{-\xi}) d\xi. \tag{3.45}$$

The expression (3.44) therefore implies that, for large u , M_n and R_n behave as

$$M_n \approx \sqrt{\frac{D}{r}} (\ln u + G), \quad R_n \approx \frac{\ln u + G}{\sqrt{r}}. \tag{3.46}$$

These estimates involve the sum of a large deterministic term $\ln u$ and a fluctuating term G of order unity, either positive or negative, distributed according to the Gumbel law (3.45). We have in particular $\langle G \rangle = \gamma$, where γ is Euler's constant, and so

$$\phi_1(u) \approx \frac{\ln u + \gamma}{\sqrt{u}}, \tag{3.47}$$

so that the mean values of M_n and R_n read

$$\langle M_n \rangle \approx \sqrt{\frac{D}{r}} (\ln nr + \gamma), \quad \langle R_n \rangle \approx \frac{\ln nr + \gamma}{\sqrt{r}}. \tag{3.48}$$

In order to characterize the fluctuations of M_n and R_n around the above mean value, it is convenient to estimate their cumulants. Equation (3.46) yields

$$\langle\langle M_n^k \rangle\rangle \approx \left(\frac{D}{r}\right)^{k/2} c_k, \quad \langle\langle R_n^k \rangle\rangle \approx \frac{c_k}{r^{k/2}} \quad (k \geq 2), \tag{3.49}$$

where the cumulants $c_k = \langle\langle G^k \rangle\rangle$ are pure numbers, which can be evaluated by means of their generating series

$$\sum_{k \geq 1} \frac{c_k y^k}{k!} = \ln \langle e^{yG} \rangle = \ln \Gamma(1 - y), \tag{3.50}$$

hence

$$c_k = (k-1)! \zeta(k). \tag{3.51}$$

Here, $\zeta(k)$ denotes the value of Riemann's zeta function at the integer $k \geq 2$. We have in particular $c_2 = \pi^2/6$, hence the variances approach the finite limits

$$\text{Var } M_n \approx \frac{\pi^2 D}{6r}, \quad \text{Var } R_n \approx \frac{\pi^2}{6r}. \quad (3.52)$$

The first scaling functions read

$$\begin{aligned} \phi_1(u) &\approx \frac{L}{\sqrt{u}}, \\ \phi_2(u) &\approx \frac{1}{u}(L^2 + c_2), \\ \phi_3(u) &\approx \frac{1}{u^{3/2}}(L^3 + 3c_2L + c_3), \\ \phi_4(u) &\approx \frac{1}{u^2}(L^4 + 6c_2L^2 + 4c_3L + c_4 + 3c_2^2), \end{aligned} \quad (3.53)$$

and so on, with the shorthand notation

$$L = \ln u + \gamma. \quad (3.54)$$

The corrections to the above estimates are of relative order $1/u$, up to logarithms (see (3.68)), i.e., exponentially small in L .

The logarithmic behavior (3.48) has been interpreted in [2, 3, 4] in terms of extreme-value statistics. The expression (3.46) corroborates this interpretation. When the scaling variable u —the mean number of resetting events—is large, the actual number of resets up to time n is close to u . The maximum M_n is therefore approximately equal to the maximum of u iid random variables m_i , each of them being the maximum of the walker's position in a stretch of random walk between two successive resetting events. For $r \ll 1$, the distribution of each local maximum m_i reads approximately

$$p(m) \approx \mu_0 e^{-\mu_0 m}, \quad (3.55)$$

with $\mu_0 = \sqrt{r/D}$. The distribution (3.55) can be obtained by averaging the half-Gaussian distribution (3.28) of M_n over the broad geometric distribution (3.16) of the lapses of time between successive resetting events. The maximum of a large number u of iid random variables distributed according to the distribution (3.55) is precisely given by (3.46).

3.4. Distributions of the maximum and of the number of records

Let us now investigate the scaling form of the distribution of the maximum M_n , or equivalently, of the number R_n of records in the diffusive scaling regime.

The scaling behavior (3.33) of the moments translates to the following scaling laws for the distributions defined in (2.2), (2.3):

$$f_n(M) \approx \frac{1}{\sqrt{Dn}} \Phi(X, u), \quad p_n(R) \approx \frac{1}{\sqrt{n}} \Phi(X, u), \quad (3.56)$$

where the reduced distribution $\Phi(X, u)$ is a scaling function of the variables

$$X = \frac{M}{\sqrt{Dn}} \quad \text{or} \quad X = \frac{R}{\sqrt{n}}, \quad u = nr. \quad (3.57)$$

An explicit expression of $\Phi(X, u)$ can be derived from (3.25). Differentiating the latter equation with respect to M yields

$$f_n(M) \approx \int \frac{ds}{2\pi i} (s+r)^{3/2} \frac{e^{ns-M\sqrt{s+r}}}{(s+r e^{-M\sqrt{s+r}})^2}. \quad (3.58)$$

Introducing the variables X and u , as well as the ratio λ (see (3.34)), we obtain

$$\Phi(X, u) = \sqrt{u} \int \frac{d\lambda}{2\pi i} (\lambda+1)^{3/2} \frac{e^{\lambda u - wX}}{(\lambda + e^{-wX})^2}, \quad (3.59)$$

with the shorthand notation

$$w = \sqrt{u(\lambda+1)}. \quad (3.60)$$

It can be checked that the reduced distribution $\Phi(X, u)$ obeys the sum rules

$$\begin{aligned} \int_0^\infty \Phi(X, u) dX &= 1, \\ \int_0^\infty X^k \Phi(X, u) dX &= \phi_k(u) \quad (k \geq 1), \end{aligned} \quad (3.61)$$

as should be, where the functions $\phi_k(u)$ are given by (3.35).

As the mean number $u = nr$ of resettings increases, the reduced distribution $\Phi(X, u)$ interpolates between a half-Gaussian law at $u = 0$ (see (3.28), (3.29), (3.64)) and a Gumbel law at $u \gg 1$ (see (3.46), (3.68)). This is illustrated in figure 2, showing $\Phi(X, u)$ against X for several values of u . The data have been obtained by means of a numerical evaluation of the contour integral in (3.59).

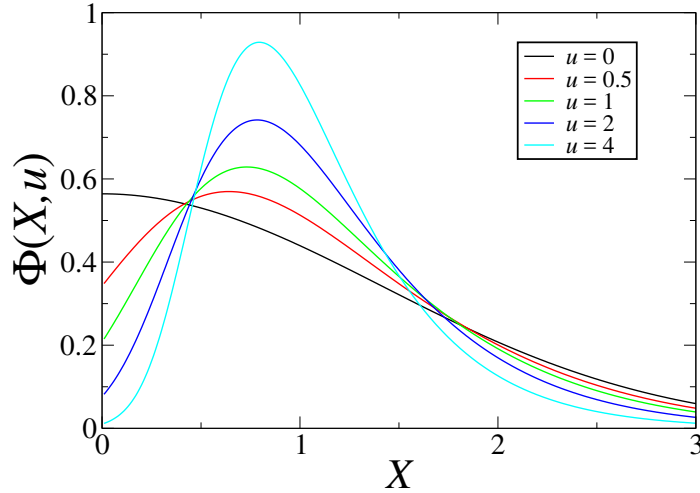


Figure 2. Reduced distribution $\Phi(X, u)$ against X for several values of u (see legend).

At any fixed value of u , there is a most probable value $X_0(u)$, where the reduced distribution $\Phi(X, u)$ is maximal. For $u \ll 1$, we have

$$X_0(u) \approx 4\sqrt{\pi} u, \quad (3.62)$$

as a consequence of the expansion (3.69). For $u \gg 1$, we have

$$X_0(u) \approx \frac{\ln u}{\sqrt{u}}, \quad (3.63)$$

since the most probable value of the Gumbel variable G is zero (see (3.66), (3.67)). The most probable value $X_0(u)$ thus tends to zero both at small u and at large u . It is maximal at an intermediate value of u , namely $u \approx 3.4111$, where it equals $X_0 \approx 0.795837$.

A comparison between the actual distribution of the number R_n of records of walks with a uniform step length distribution on the interval $[-1, +1]$, measured by means of numerical simulations for 10^8 walks of 50, 100, and 200 steps, and the theoretical prediction (3.59) is shown in figure 3. The mean number of resettings is fixed to $u = nr = 1$, i.e., somewhat half way between the Gaussian and Gumbel limits. The data points converge smoothly to the theoretical prediction (3.59) (black curve), already shown in green in figure 2. The square symbols show extrapolated values based on data for 50 and 200 steps, assuming that the leading correction to scaling is of relative order $1/\sqrt{n}$ (see e.g. (4.7), (5.18) for examples). The combination $2\sqrt{200}p_{200}(2R) - \sqrt{50}p_{50}(R)$ is tailored in order to eliminate the above leading correction, giving thus a better estimate of $\Phi(X, u)$. This combination is plotted against $X = R/\sqrt{50}$ for $R = 0, 1, \dots, 21$. These extrapolated data points are hardly distinguishable from the theoretical prediction, thus providing a strong corroboration of the whole analysis.

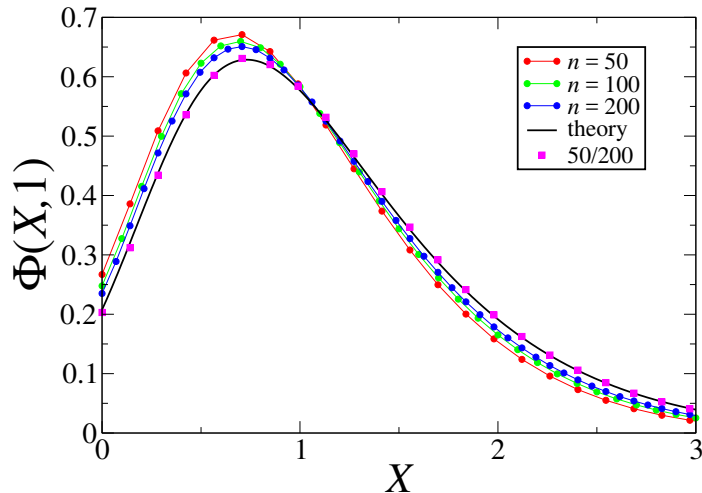


Figure 3. Full curves and symbols: distribution of the number of records R_n of walks with uniformly distributed step lengths, for $u = nr = 1$ and several n (see legend), rescaled according to (3.56), (3.57). Black curve (theory): theoretical prediction (3.59). Square symbols (50/200): extrapolated values based on data with $n = 50$ and $n = 200$ (see text).

To close this section, we show how the behavior of the reduced distribution $\Phi(X, u)$ at small and large values of each of its arguments can be studied analytically.

Behavior for $u \ll 1$. The behavior of $\Phi(X, u)$ for small u can be derived by setting $\lambda = p^2/u$ in (3.59) and expanding the integrand as a power series in u at fixed p . We thus obtain

$$\begin{aligned} \Phi(X, u) &= \int \frac{dp}{2\pi i} e^{p^2 - pX} \left[2 + \left(\frac{3}{p^2} - \frac{X}{p} - \frac{4e^{-pX}}{p^2} \right) u + \dots \right] \\ &= \frac{e^{-X^2/4}}{\sqrt{\pi}} \\ &\quad + \left(\frac{3e^{-X^2/4} - 4e^{-X^2}}{\sqrt{\pi}} + 4X \operatorname{erfc} X - 2X \operatorname{erfc} \frac{X}{2} \right) u + \dots, \end{aligned} \quad (3.64)$$

where erfc is the complementary error function. The first term reproduces the asymptotic half-Gaussian distributions (3.28), (3.29) in the absence of resetting.

Behavior for $u \gg 1$. The leading-order behavior of $\Phi(X, u)$ for large u can be derived by estimating the expression (3.59) for small λ as follows:

$$\begin{aligned} \Phi(X, u) &\approx \sqrt{u} \int \frac{d\lambda}{2\pi i} \frac{e^{\lambda u - X\sqrt{u}}}{(\lambda + e^{-X\sqrt{u}})^2} \\ &\approx u^{3/2} \exp\left(-X\sqrt{u} - ue^{-X\sqrt{u}}\right). \end{aligned} \quad (3.65)$$

Setting, in agreement with (3.46),

$$X = \frac{\ln u + \xi}{\sqrt{u}}, \quad (3.66)$$

the estimate (3.65) translates to

$$\Phi(X, u) dX \approx \exp(-\xi - e^{-\xi}) d\xi. \quad (3.67)$$

The emergence of the Gumbel distribution for the fluctuating part G introduced in (3.46) is thus confirmed by the analysis of the distribution of M_n . Its interpretation in terms of extreme-value statistics was given at the end of section 3.3.

The corrections to the above leading-order behavior can be derived by taking higher powers of λ into account. Skipping details, we only give the outcome in the bulk of the distribution, i.e., for large u at fixed ξ :

$$\begin{aligned} \Phi(X, u) &\approx \sqrt{u} \exp(-\xi - e^{-\xi}) \\ &\quad \times \left[1 + \frac{\ln u + \xi}{2u} (3e^{-\xi} - e^{-2\xi} - 1) + \frac{3(1 - e^{-\xi})}{2u} + \dots \right]. \end{aligned} \quad (3.68)$$

Behavior for $X \ll 1$. The behavior of $\Phi(X, u)$ for small X can be derived by setting $\lambda = p - 1$ and expanding the integrand of (3.59) as a power series in X . We thus obtain

$$\Phi(X, u) = e^{-u} \left[\frac{1}{\sqrt{\pi}} + 2uX + \left(6u^2 - 3u - \frac{1}{4} \right) \frac{X^2}{\sqrt{\pi}} + \dots \right]. \quad (3.69)$$

We have in particular

$$\Phi(0, u) = \frac{e^{-u}}{\sqrt{\pi}}. \quad (3.70)$$

Behavior for $X \gg 1$. The behavior of $\Phi(X, u)$ for large X can be derived by approximating (3.59) as

$$\Phi(X, u) \approx \sqrt{u} \int \frac{d\lambda}{2\pi i} \frac{e^{\lambda u - X\sqrt{u(\lambda+1)}}}{\sqrt{\lambda}}, \quad (3.71)$$

and evaluating the integral by the saddle-point method. The saddle point sits at

$$\lambda_c = \frac{X^2}{4u} - 1. \quad (3.72)$$

We thus obtain

$$\Phi(X, u) \approx \frac{e^{-u - X^2/4}}{\sqrt{\pi}}. \quad (3.73)$$

For large X , the tail of the half-Gaussian law which prevails in the absence of resetting therefore survives for all values of u . Furthermore, (3.70) and (3.73) have the same exponential dependence in u .

If u also becomes large, the asymptotic law (3.73) still holds, albeit with an X -dependent prefactor, as long as λ_c is positive, i.e., for $X > 2\sqrt{u}$. For $X \approx 2\sqrt{u}$, $\Phi(X, u)$ exhibits a sharp crossover, over a finite range of values of X , between the exponential tail of the Gumbel law (3.65) and the Gaussian one (3.73).

4. Beyond the diffusive scaling regime

We hereafter illustrate on a few specific situations to what extent the statistics of M_n and of R_n may differ from each other whenever the asymptotic equivalence (3.1) does not hold, i.e., outside the diffusive scaling regime analysed in section 3. This section is devoted to generic continuous and symmetric step length distributions, whereas section 5 is devoted to two examples of distributions for which the integral equation (2.8) can be solved by elementary means.

4.1. Corrections to asymptotic behavior without resetting

We start with the situation in the absence of resetting. In this case, the asymptotic results (3.28), (3.29) and (3.30) can be compared to more detailed results.

We start by recalling that the renewal structure of the record process allows a simple derivation of the expression of the distribution of the number R_n of records. The corresponding generating function reads [5, 26] (see [28, Sec. 3] for a short proof valid for any renewal process)

$$\sum_{n \geq 0} p_n(R) z^n = \tilde{q}(z) \tilde{f}(z)^R, \quad (4.1)$$

where $\tilde{q}(z)$ and $\tilde{f}(z)$ are respectively given in (2.17) and (3.14). Introducing the notation

$$\nu_0 = \sqrt{1-z}, \quad (4.2)$$

we have $\tilde{q}(z) = 1/\nu_0$ and $\tilde{f}(z) = 1 - \nu_0$, and so

$$\sum_{n \geq 0} p_n(R) z^n = \frac{(1 - \nu_0)^R}{\nu_0}. \quad (4.3)$$

As a consequence, we have

$$p_n(R) = \frac{(2n-R)!}{2^{2n-R} n! (n-R)!} = \frac{\binom{2n-R}{n}}{2^{2n-R}} \quad (R = 0, \dots, n). \quad (4.4)$$

This distribution is universal, i.e., independent of the step length distribution, whenever it is continuous and symmetric, either with a finite variance or not.

The generating series of the mean number of records evaluates to

$$\sum_{n \geq 0} \langle R_n \rangle z^n = \frac{1 - \nu_0}{\nu_0^3} = \frac{1}{(1-z)^{3/2}} - \frac{1}{1-z}, \quad (4.5)$$

hence

$$\langle R_n \rangle = (2n+1)b_n - 1 = 2\sqrt{\frac{n}{\pi}} \left(1 + \frac{3}{8n} - \frac{7}{128n^2} + \dots \right) - 1, \quad (4.6)$$

where b_n is defined in (2.19).

The mean value $\langle M_n \rangle$ of the maximum of diffusive random walks has been investigated in [29, 30]. The quantity γ introduced in [29] reads $\gamma = -\ell/\sqrt{2D}$, thereby

$$\langle M_n \rangle = 2\sqrt{\frac{Dn}{\pi}} - \ell + \dots, \quad (4.7)$$

where ℓ is the extrapolation length (see (3.12)).

The leading terms of the expansions (4.6) and (4.7) agree with (3.30) and correspond to the asymptotic half-Gaussian distributions (3.28), (3.29) of M_n and R_n . Their first correction terms however differ. The whole series of corrections in (4.6) is universal, i.e., independent of the step length distribution, provided it is symmetric and continuous, whereas the first correction in (4.7), involving the extrapolation length ℓ , depends on the underlying distribution. As a consequence, the first correction to the equivalence (3.1) for generic diffusive walks appears as a finite limit for the difference

$$\lim_{n \rightarrow \infty} (\langle M_n \rangle - \sqrt{D} \langle R_n \rangle) = \sqrt{D} - \ell. \quad (4.8)$$

This quantity vanishes for the symmetric exponential distribution considered in section 5.1. In general it may be either positive or negative.

4.2. Asymptotic behavior at finite resetting probability

We now consider long random walks with an arbitrary resetting probability r , whereas the diffusive scaling regime studied in section 3 corresponds to $r \ll 1$.

The expression of the mean value $\langle R_n \rangle$ of the record number has been derived in [2] in full generality. In the regime of current interest ($n \rightarrow \infty$, r finite), it obeys the logarithmic law

$$\langle R_n \rangle \approx \frac{\ln(nr(1-\sqrt{r})) + \gamma}{\sqrt{r}}. \quad (4.9)$$

This expression only differs from its counterpart (3.48) in the scaling regime ($r \ll 1$) by the r -dependence of the finite part of the logarithm.

As far as the maximum M_n is concerned, no analytical prediction is available in general beyond the diffusive scaling regime (see however sections 5.1 and 5.2 for particular examples). Let us propose the following heuristic line of thought. For any value of the resetting probability r , the distribution of the lapses of time between successive resetting events is given by the geometric law (3.16). As a consequence, the

positions of the walker have exponentially decaying connected correlations, thereby the successive positions form a sequence of nearly iid random variables. The maximum M_n is therefore expected to be approximately distributed as the maximum of an extensive number $n_{\text{eff}} \approx cn$ of iid variables distributed according to the steady-state distribution $f(x)$ described in Appendix A. The factor c somehow takes the above mentioned correlations into account in an effective way. Its dependence on model parameters is not predicted by the present reasoning. The dichotomy put forward in Appendix A has the following consequences.

For exponential and superexponential step length distributions, the exponential tail (A.8) of the steady-state distribution $f(x)$ translates to

$$\langle M_n \rangle \approx \frac{\ln n}{K_{\text{st}}}. \quad (4.10)$$

This estimate is robust, in the sense that it holds irrespective of the constant c . In the diffusive scaling regime ($r \ll 1$), the decay rate K_{st} is given by (A.10), with the consequence that the logarithmic growth laws (4.9) and (4.10) are related to each other according to the identity (3.1), as should be. For an arbitrary resetting probability r , the decay rate K_{st} depends on r and on details of the step length distribution. Consider for definiteness a uniform distribution on the interval $[-w, w]$, so that $\sigma^2 = w^2/3$, $D = w^2/6$ and $\hat{\rho}(k) = (\sin kw)/kw$. The decay rate K_{st} is therefore given by the implicit equation (see (A.9))

$$(1 - r) \frac{\sinh K_{\text{st}} w}{K_{\text{st}} w} = 1. \quad (4.11)$$

Figure 4 shows the mean values $\langle M_n \rangle$ and $\langle R_n \rangle$ against $\ln n$, as measured by means of a numerical simulation up to $n = 10^5$ for a uniform step length distribution and a resetting probability $r = 1/2$. We have chosen $w = \sqrt{6}$, hence $D = 1$, allowing a fair comparison between the two quantities. Both datasets exhibit a logarithmic growth with the theoretically predicted amplitudes (dashed lines), namely $1/K_{\text{st}} \approx 1.125002$ for $\langle M_n \rangle$ and $1/\sqrt{r} = \sqrt{2}$ for $\langle R_n \rangle$.

For subexponential step length distributions, the estimate (A.15) of the tails of the steady-state distribution implies that $\langle M_n \rangle$ grows faster than a logarithm. In other words, there is now a qualitative difference between the asymptotic behavior of $\langle M_n \rangle$ and of $\langle R_n \rangle$. In the case where the step length distribution decays as a power law of the form

$$\rho(\eta) \approx \frac{A}{|\eta|^{1+\theta}} \quad (\eta \rightarrow \pm\infty), \quad (4.12)$$

with an arbitrary tail exponent $\theta > 1$, the above heuristic reasoning implies

$$\langle M_n \rangle \approx B n^{1/\theta}. \quad (4.13)$$

The mean maximum now grows as a power of the number of steps n , in strong contrast with the universal logarithmic growth (4.9) of the mean record number. The prefactor B is not predicted here, as it depends on the unknown constant c . For diffusive walks ($\theta > 2$), $\langle M_n \rangle$ grows with the exponent $1/\theta < 1/2$ for $r > 0$ and with the exponent $1/2$ for $r = 0$. The presence of resetting events therefore diminishes qualitatively the growth of $\langle M_n \rangle$. For Lévy walks with $1 < \theta < 2$, $\langle M_n \rangle$ grows with the exponent $1/\theta$, irrespective of the presence of resetting. For Lévy walks with $\theta < 1$, the mean absolute step length $\langle |\eta| \rangle$ diverges, and so does the mean maximum. In spite of this, the growth law (4.13) still holds for the typical value of M_n , again irrespective

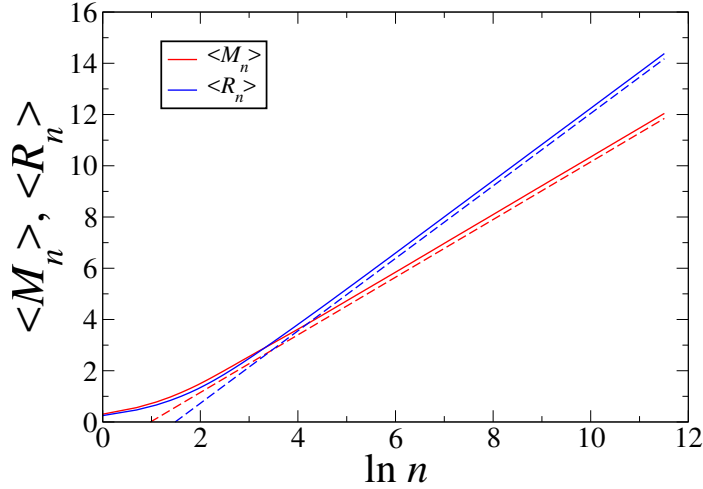


Figure 4. Full curves: mean values $\langle M_n \rangle$ (red) and $\langle R_n \rangle$ (blue) against $\ln n$, as measured by means of a numerical simulation up to $n = 10^5$ for a uniform step length distribution on $[-w, w]$ with $w = \sqrt{6}$ and a resetting probability $r = 1/2$. Dashed lines have slopes $1/K_{st} \approx 1.125002$ for $\langle M_n \rangle$ and $\sqrt{2}$ for $\langle R_n \rangle$.

of the presence of resetting. Finally, a crossover to the logarithmic prediction (3.48) is expected at small r in all cases.

In order to check the validity of the scaling law (4.13), we have measured by means of a numerical simulation the mean record number $\langle M_n \rangle$ up to $n = 10^5$ for step lengths of the form $\eta_n = \varepsilon_n(u_n^{-1/\theta} - 1)$, where $\varepsilon_n = \pm 1$ with equal probabilities and u_n are uniform random variables over $[0, 1]$, resulting in

$$\rho(\eta) = \frac{\theta}{2(|\eta| + 1)^{1+\theta}}. \quad (4.14)$$

Figure 5 shows a log-log plot of $\langle M_n \rangle$ against n , for the step length distribution (4.14) with $\theta = 2, 3$ and 4 , and a resetting probability $r = 1/2$. All datasets are in good agreement with the prediction (4.13) (dashed lines).

5. Two particular examples

The two particular examples discussed in this section have the virtue of lending themselves to exact calculations at finite times. The integral equation (2.8) can indeed be solved by elementary means.

5.1. Symmetric exponential step length distribution

We first address the case of the symmetric exponential distribution (also known as the Laplace distribution)

$$\rho(\eta) = \frac{e^{-|\eta|}}{2}, \quad (5.1)$$

with variance $\sigma^2 = 2$ and diffusion coefficient $D = 1$.

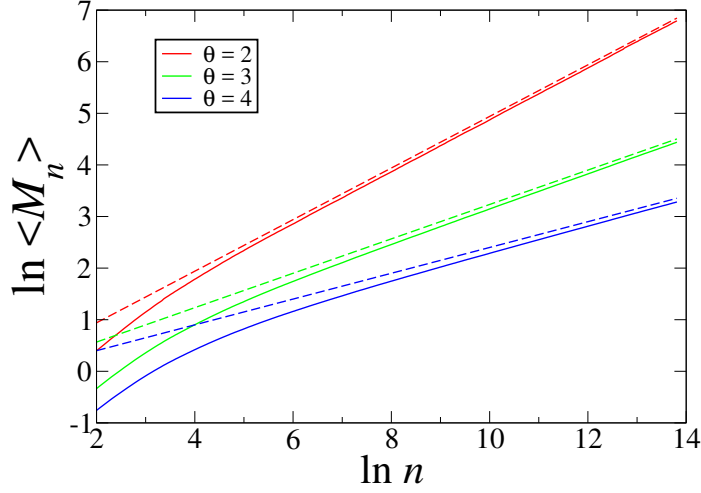


Figure 5. Full curves: log-log plot of $\langle M_n \rangle$ against n for the step length distribution (4.14) with $\theta = 2, 3$ and 4 (see legend) and a resetting probability $r = 1/2$. Dashed lines have slopes $1/2, 1/3$ and $1/4$.

Let us first determine the steady-state distribution $f(x)$ of the walker's position. We have

$$\hat{\rho}(k) = \frac{1}{1+k^2}, \quad (5.2)$$

thus, using (A.2),

$$\hat{f}(k) = \frac{r(1+k^2)}{r+k^2}, \quad (5.3)$$

and

$$f(x) = r\delta(x) + (1-r)\frac{\sqrt{r}}{2} e^{-\sqrt{r}|x|}. \quad (5.4)$$

The decay rate of the continuous component therefore reads $K_{\text{st}} = \sqrt{r}$ for all values of the resetting probability r .

The present situation is one of the rare examples where the integral equation (2.8) can be solved by elementary means. This equation has indeed an exact solution of the form $\tilde{Q}(z, x, M) = A + Be^{\nu x}$, that is,

$$\tilde{Q}(z, x, M) = \frac{1 - (1-\nu)e^{\nu(x-M)}}{1-z + rz(1-\nu)e^{-\nu M}} \quad (x \leq M), \quad (5.5)$$

with

$$\nu = \sqrt{1-\tilde{z}} \quad (5.6)$$

(see (2.9)). The expression (5.5) again has the structure of (2.21), as expected, with

$$\tilde{q}(z, y) = \frac{1 - (1-\nu_0)e^{-\nu_0 y}}{\nu_0^2}, \quad (5.7)$$

and

$$\nu_0 = \sqrt{1-z}. \quad (5.8)$$

The result (5.7) can be alternatively derived by means of the Pollaczek-Spitzer formula (2.14). We thus obtain the general formula (see (2.22) or (2.23))

$$\tilde{F}(z, M) = \frac{1 - (1 - \nu)e^{-\nu M}}{1 - z + rz(1 - \nu)e^{-\nu M}}, \quad (5.9)$$

encoding the exact distribution of the maximum M_n , for all values of n and r .

In the scaling regime where n is large and r is small, setting $z = e^{-s}$ where s is also small, ν becomes μ (see (3.23)), and so (5.9) becomes (3.25). This provides a strong confirmation of the validity of the diffusion approximation in the scaling regime.

At variance with the prediction (3.22) of the diffusion approximation, which vanishes at $x = M$ by construction, the extrapolated exact solution (5.5) vanishes at the point

$$x = M - \frac{\ln(1 - \nu)}{\nu} = M + 1 + \frac{\nu}{2} + \dots, \quad (5.10)$$

slightly outside the domain $x \leq M$. The first correction term, which is the only one surviving in the scaling regime ($\nu \rightarrow 0$), yields the extrapolation length $\ell = 1$. This result can be recovered in two alternative ways, either by a direct evaluation of the integrals entering (3.12), or by noting that the solution of the homogeneous Milne equation (3.10) is $H(y) = y + 1$.

In order to pursue, let us first consider the mean value $\langle M_n \rangle$ of the maximum in the presence of resetting. The corresponding generating series reads

$$\begin{aligned} \sum_{n \geq 0} \langle M_n \rangle z^n &= \int_0^\infty \left(\frac{1}{1 - z} - \tilde{F}(z, M) \right) dM \\ &= \frac{\nu(1 - \nu)}{1 - z} \int_0^\infty \frac{1}{rz(1 - \nu) + (1 - z)e^p} dp \\ &= \frac{\nu}{rz(1 - z)} \ln \frac{\nu(\nu - rz)}{1 - z}. \end{aligned} \quad (5.11)$$

The first line is obtained by using the identity (3.31) for $k = 1$, and the second one by using (5.9) and setting $p = \nu M$. The resulting expression (5.11) coincides with the formula for the generating series of the mean number of records $\langle R_n \rangle$ given in [2]. This coincidence implies

$$\langle M_n \rangle = \langle R_n \rangle \quad (5.12)$$

identically for all n and r . In particular, the expression (4.8) vanishes, since $\ell = D = 1$. The noteworthy identity (5.12) contrasts with the generic case illustrated in figure 4. This identity cannot extend to the full distributions, for the mere reason that M_n is a real variable, while R_n is an integer one.

The distributions of M_n and R_n can be compared to one another in more detail in the absence of resetting, by considering their moments. For $r = 0$, the expression (5.9) for $\tilde{F}(z, M)$ identifies to (5.7) (see (2.24)). We have therefore

$$\begin{aligned} \tilde{M}^{(k)}(z) &= \sum_{n \geq 0} \langle M_n^k \rangle z^n \\ &= k \int_0^\infty M^{k-1} \left(\frac{1}{\nu_0^2} - \tilde{F}(z, M) \right) dM \\ &= \frac{k(1 - \nu_0)}{\nu_0^2} \int_0^\infty M^{k-1} e^{-\nu_0 M} dM \\ &= \frac{(1 - \nu_0)k!}{\nu_0^{k+2}}. \end{aligned} \quad (5.13)$$

On the other hand, using (4.3), we have

$$\tilde{R}^{(k)}(z) = \sum_{n \geq 0} \langle R_n^k \rangle z^n = \frac{1}{\nu_0} \sum_{R \geq 0} R^k (1 - \nu_0)^R. \quad (5.14)$$

These series are studied in Appendix B. In particular, it is shown that the moments $\langle M_n^k \rangle$ and $\langle R_n^k \rangle$ obey the following linear identities

$$\langle M_n^k \rangle = \sum_{j=1}^k \begin{bmatrix} k \\ j \end{bmatrix} \langle R_n^j \rangle, \quad \langle R_n^k \rangle = \sum_{j=1}^k (-1)^{k-j} \begin{Bmatrix} k \\ j \end{Bmatrix} \langle M_n^j \rangle, \quad (5.15)$$

where $\begin{bmatrix} k \\ j \end{bmatrix}$ and $\begin{Bmatrix} k \\ j \end{Bmatrix}$ are respectively the Stirling numbers of the first and of the second kind. Besides (5.12), the first few of these identities read

$$\begin{aligned} \langle M_n^2 \rangle &= \langle R_n^2 \rangle + \langle R_n \rangle, \\ \langle M_n^3 \rangle &= \langle R_n^3 \rangle + 3\langle R_n^2 \rangle + 2\langle R_n \rangle, \\ \langle R_n^2 \rangle &= \langle M_n^2 \rangle - \langle M_n \rangle, \\ \langle R_n^3 \rangle &= \langle M_n^3 \rangle - 3\langle M_n^2 \rangle + \langle M_n \rangle. \end{aligned} \quad (5.16)$$

To leading order for large n , the two sequences of moments coincide, in agreement with the analysis of the diffusive scaling regime. The half-Gaussian laws (3.28), (3.29) imply (see (3.40))

$$\langle M_n^k \rangle \approx \langle R_n^k \rangle \approx \frac{2^k}{\sqrt{\pi}} \Gamma\left(\frac{k+1}{2}\right) n^{k/2}. \quad (5.17)$$

The identities (5.15), (5.16) show that, except for the first one, all moments of M_n are larger than those of R_n . The relative difference between $\langle M_n^k \rangle$ and $\langle R_n^k \rangle$ is however expected to become smaller and smaller for large n , in order to conform with the analysis of the diffusive scaling regime. This difference can be estimated from (5.15), where the leading correction corresponds to $j = k - 1$. Using $\begin{bmatrix} k \\ k-1 \end{bmatrix} = k(k-1)/2$, as well as the leading-order result (5.17), we obtain

$$\langle M_n^k \rangle = \langle R_n^k \rangle \left(1 + \frac{a_k}{\sqrt{n}} + \dots \right), \quad (5.18)$$

with

$$a_k = \frac{k(k-1)\Gamma(\frac{k}{2})}{4\Gamma(\frac{k+1}{2})}. \quad (5.19)$$

We have $a_1 = 0$, in agreement with (5.12), whereas $a_2 = 1/\sqrt{\pi}$, $a_3 = 3\sqrt{\pi}/4$, $a_4 = 4/\sqrt{\pi}$, $a_5 = 15\sqrt{\pi}/8$, and so on, are all positive.

In the case of the second moments, (5.13) and (5.16) yield the exact expressions

$$\langle M_n^2 \rangle = 2n - 2\langle R_n \rangle, \quad \langle R_n^2 \rangle = 2n - 3\langle R_n \rangle, \quad (5.20)$$

with $\langle R_n \rangle$ being given by (4.6).

An alternative presentation of some of the above results is given in Appendix C.

5.2. Simple Polya walk

To close, we consider the case of the simple Polya walk on the one-dimensional lattice with unit spacing, with step length distribution

$$\rho(\eta) = \frac{1}{2}(\delta(\eta - 1) + \delta(\eta + 1)). \quad (5.21)$$

Its variance reads $\sigma^2 = 1$, thus $D = 1/2$. The distribution $\rho(\eta)$ is not continuous, so that some of the results derived so far must be revisited.

A peculiarity of the Polya walk is that the maximum and the number of records coincide at all times n for any given realization of the walk [5, 22],

$$M_n = R_n, \quad (5.22)$$

even in the presence of resetting [2], since any record breaking event corresponds to an increase of M_n by one unit.

Let us first determine the steady-state distribution of the walker's position, that we still denote as $f(x)$, even though x is now an integer random variable. The Fourier transform $\hat{\rho}(k) = \cos k$ is an even and 2π -periodic function of k . Equation (A.2) yields

$$\hat{f}(k) = \frac{r}{1 - (1 - r) \cos k}. \quad (5.23)$$

We thus obtain

$$f(x) = \sqrt{\frac{r}{2 - r}} \lambda_{\text{st}}^{-|x|}, \quad (5.24)$$

with

$$\lambda_{\text{st}} = \frac{1 + \sqrt{r(2 - r)}}{1 - r}. \quad (5.25)$$

The distribution (5.24) falls off exponentially, in agreement with (A.8). The corresponding decay rate,

$$K_{\text{st}} = \ln \lambda_{\text{st}}, \quad (5.26)$$

is an increasing function of r , behaving as $K_{\text{st}} \approx \sqrt{2r}$ for $r \rightarrow 0$, in accordance with (A.10), and diverging as $K_{\text{st}} \approx \ln(2/(1 - r))$ as $r \rightarrow 1$.

The maximum M_n of the walk after n steps takes integer values $M \geq 0$. Keeping in line with the definitions (2.1) and (2.4), the generating series

$$\tilde{Q}(z, x, M) = \sum_{n \geq 0} Q_n(x, M) z^n, \quad (5.27)$$

where both x and M are integers, is non-zero only for $x \leq M$, where it obeys

$$\tilde{Q}(z, x, M) = 1 + rz\tilde{Q}(z, 0, M) + \frac{\check{z}}{2}(\tilde{Q}(z, x - 1, M) + \tilde{Q}(z, x + 1, M)) \quad (5.28)$$

(see (2.9)). This equation has an exact solution of the form $\tilde{Q}(z, x, M) = A + B\lambda^x$, which reads

$$\tilde{Q}(z, x, M) = \frac{1 - \lambda^{x-M-1}}{1 - z + rz\lambda^{-M-1}} \quad (x \leq M), \quad (5.29)$$

with

$$\lambda = \frac{1 + \sqrt{1 - \check{z}^2}}{\check{z}}. \quad (5.30)$$

The static λ_{st} of (5.25) is recovered for $z = 1$. Even though the step length distribution is not continuous, the expression (5.29) still has the structure of (2.21), with

$$\tilde{q}(z, y) = \sum_{n \geq 0} q_n(y) z^n = \frac{1 - \lambda_0^{-y-1}}{1 - z} \quad (5.31)$$

and

$$\lambda_0 = \frac{1 + \sqrt{1 - z^2}}{z}. \quad (5.32)$$

We have in particular (see (2.22))

$$\tilde{F}(z, M) = \frac{1 - \lambda^{-M-1}}{1 - z + rz\lambda^{-M-1}}. \quad (5.33)$$

This expression encodes the exact distribution

$$f_n(M) = \mathbb{P}(M_n = M) = F_n(M) - F_n(M-1) \quad (M \geq 0) \quad (5.34)$$

of the maximum M_n of the simple walk and of its number R_n of records, for all values of n and r . For $M = 0$, the above equation is completed by the convention that $F_n(-1) = 0$.

In the scaling regime where n is large and r is small, setting $z = e^{-s}$ where s is also small, we have $\ln \lambda \approx \sqrt{2(s+r)}$, thus (5.33) becomes (3.25). As a consequence, all the results concerning the statistics of the maximum M_n in the diffusive scaling regime derived in section 3 apply to the present situation of the simple Polya walk.

In order to go beyond the diffusive scaling regime, we focus our attention on the mean values

$$\langle M_n \rangle = \langle R_n \rangle = \sum_{M \geq 0} M f_n(M) = \sum_{M \geq 0} (1 - F_n(M)). \quad (5.35)$$

The corresponding generating series reads

$$\begin{aligned} \sum_{n \geq 0} \langle M_n \rangle z^n &= \sum_{M \geq 0} \left(\frac{1}{1-z} - \tilde{F}(z, M) \right) \\ &= \frac{1-z}{1-z} \sum_{M \geq 0} \frac{1}{rz + (1-z)\lambda^{M+1}}. \end{aligned} \quad (5.36)$$

We shall now successively discuss this result for $r = 0$ and $r > 0$.

In the absence of resetting. There, (5.36) becomes a geometric series. We obtain

$$\sum_{n \geq 0} \langle M_n \rangle z^n = \sum_{n \geq 0} \langle R_n \rangle z^n = \frac{1}{2} \left(\frac{(1+z)^{1/2}}{(1-z)^{3/2}} - \frac{1}{1-z} \right), \quad (5.37)$$

in agreement with earlier studies [5, 26, 31], possibly up to a change of convention, as the origin is not counted as a record in the present work. The resulting expression of $\langle M_n \rangle$ or $\langle R_n \rangle$ given in those references is however rather complicated, involving the hypergeometric function ${}_2F_1$. We give here a simple explicit—and seemingly novel—expression of this mean value, which depends on the parity of n according to

$$\langle M_{2k} \rangle = \left(2k + \frac{1}{2} \right) b_k - \frac{1}{2}, \quad \langle M_{2k+1} \rangle = (2k+1) b_k - \frac{1}{2}, \quad (5.38)$$

where b_n is defined in (2.19). The asymptotic expansion of the above expression reads

$$\langle M_n \rangle = \langle R_n \rangle = \sqrt{\frac{2n}{\pi}} \left(1 + \frac{1}{4n} - \frac{1 + 2(-1)^n}{32n^2} + \dots \right) - \frac{1}{2}. \quad (5.39)$$

The second-order correction term keeps a trace of the parity effect evidenced in (5.38).

As already noticed in [26], the leading behavior of $\langle R_n \rangle$ is $\sqrt{2}$ times smaller than the universal formula (3.30) which holds for continuous symmetric distributions. The occurrence of such a multiplicative factor is actually quite general among discrete distributions, and more generally distributions having a discrete component. For an arbitrary symmetric step length distribution, the Spitzer formula (3.4) for the mean increment generalizes to [16, 17] (see also [14, ch. XVIII])

$$\langle h_1 \rangle = E\sqrt{D}, \quad (5.40)$$

where the enhancement factor E reads

$$E = \exp \left(\sum_{n \geq 1} \frac{\mathbb{P}(x_n = 0)}{2n} \right) \geq 1. \quad (5.41)$$

If the step length distribution is continuous, the probability of having exactly $x_n = 0$ is zero, and so the enhancement factor E is unity, so that (3.4) and (3.1) are recovered. If the density $\rho(\eta)$ of the step length distribution contains delta functions, either at the origin ($\eta = 0$) or at one or more pairs of symmetric positions ($\eta = \pm a$), the probability $\mathbb{P}(x_n = 0)$ might be non-zero, at least for some n , so that one has generically $E > 1$. An interesting example is provided by the arithmetic distributions of the form

$$\rho(\eta) = \sum_{j=-J}^J f_j \delta(\eta - j), \quad (5.42)$$

with $f_j = f_{-j}$ up to some finite range J . Such distributions give rise to walks on the lattice of integers. For this class of distributions, considered recently in [31], the Fourier transform $\hat{\rho}(k)$ is an even and 2π -periodic function of k . We have

$$\mathbb{P}(x_n = 0) = \frac{1}{\pi} \int_0^\pi \hat{\rho}(k)^n dk, \quad (5.43)$$

and so

$$E = \exp \left(-\frac{1}{2\pi} \int_0^\pi \ln(1 - \hat{\rho}(k)) dk \right). \quad (5.44)$$

For arbitrary non-continuous symmetric step length distributions with finite variance, inserting (5.40) into (3.6), we obtain a generalization of the asymptotic equivalence (3.1) in the form

$$M_n \approx E\sqrt{D} R_n. \quad (5.45)$$

As a consequence, all the universal results for M_n derived in section 3 for continuous distributions are unchanged, including in the presence of a weak resetting, whereas those concerning R_n have to be modified by taking the enhancement factor E into account. In particular, in the absence of resetting, M_n and R_n are still asymptotically distributed according to half-Gaussian laws, with

$$\langle M_n \rangle \approx 2\sqrt{\frac{Dn}{\pi}}, \quad \langle R_n \rangle \approx \frac{2}{E}\sqrt{\frac{n}{\pi}}. \quad (5.46)$$

More importantly, throughout the diffusive scaling regime, the analysis made in sections 3.3 and 3.4 holds unchanged, with now

$$X = \frac{M}{\sqrt{Dn}} \quad \text{or} \quad X = \frac{ER}{\sqrt{n}}. \quad (5.47)$$

For the simple Polya walk with weights $f_{\pm 1} = 1/2$, we have $D = 1/2$ and $E = \sqrt{2}$, so that (5.46) gives back (5.39). We have furthermore $\langle h_1 \rangle = 1$, as should be, since all increments are equal to unity, so that the asymptotic equivalence $M_n \approx R_n$ is actually an identity (see (5.22)). In this sense the Polya walk is not generic.

In contrast, consider the symmetric walk of range 2 with weights $f_{\pm 1} = f_{\pm 2} = 1/4$, hence $D = 5/2$, $E = \sqrt{5} - 1$, and $\langle h_1 \rangle = (5 - \sqrt{5})/2$. This example is now generic, in the sense that the equivalence (5.45) only holds asymptotically for late times.

In the presence of resetting. The asymptotic behavior of the mean maximum $\langle M_n \rangle$ of the simple Polya walk for a fixed resetting probability can be studied as follows. Setting $z = e^{-s}$ where s is small, while r is kept fixed, λ becomes $\lambda_{\text{st}} = e^{K_{\text{st}}}$ (see (5.26)), thereby (5.36) simplifies to

$$\sum_{n \geq 0} \langle M_n \rangle z^n \approx \frac{r}{s} \sum_{M \geq 0} \frac{1}{r + s e^{K_{\text{st}}(M+1)}}. \quad (5.48)$$

A first estimate of the above series can be obtained by discarding its discrete nature and replacing it by an integral over M . We thus obtain

$$\sum_{n \geq 0} \langle M_n \rangle z^n \approx \frac{\ln(r/s)}{K_{\text{st}} s}, \quad (5.49)$$

hence

$$\langle M_n \rangle = \langle R_n \rangle \approx \frac{\ln nr}{K_{\text{st}}}. \quad (5.50)$$

This logarithmic growth agrees with (4.10). Let us recall that K_{st} depends on r through (5.25), (5.26). The peculiarity of the Polya walk is that (5.50) applies both to $\langle M_n \rangle$ and to $\langle R_n \rangle$. The logarithmic growth law of $\langle R_n \rangle$ therefore involves the non-universal factor K_{st} , rather than the universal factor \sqrt{r} entering (4.9) for continuous step length distributions.

Furthermore, the logarithmic growth law (5.50) is modulated by periodic oscillations. The more complete analysis of (5.48) given in Appendix D indeed yields the full asymptotic behavior (see (D.8), (D.9))

$$\langle M_n \rangle = \langle R_n \rangle \approx \frac{\ln nr + \gamma}{K_{\text{st}}} - \frac{1}{2} + P(\ln nr), \quad (5.51)$$

where γ is Euler's constant, whereas

$$P(v) = -\frac{2}{K_{\text{st}}} \operatorname{Re} \sum_{m \geq 1} \Gamma\left(-\frac{2\pi i m}{K_{\text{st}}}\right) e^{2\pi i m v / K_{\text{st}}} \quad (5.52)$$

is an oscillating periodic function with zero average and period K_{st} .

Periodic or log-periodic oscillations are usually met in systems having a discrete symmetry, such as a discrete scale invariance (see [32] for a review). Here, they are a manifestation of the fact that $M_n = R_n$ is an integer random variable. The amplitude

of the periodic function P can be operationally defined as that of its first harmonic ($m = 1$), namely

$$A_1 = \frac{2}{K_{\text{st}}} \left| \Gamma\left(\pm \frac{2\pi i}{K_{\text{st}}}\right) \right| = \sqrt{\frac{2}{K_{\text{st}} \sinh(2\pi^2/K_{\text{st}})}} \sim e^{-\pi^2/K_{\text{st}}}. \quad (5.53)$$

The periodic oscillations are therefore tiny, except in the regime of a large resetting probability ($r \rightarrow 1$), where K_{st} diverges logarithmically, so that the slope of the growth law (5.50) becomes small. For $r = 0.5$, we have $K_{\text{st}} \approx 1.31695$ and $A_1 \approx 9.6947 \cdot 10^{-4}$. For $r = 0.9$, we have $K_{\text{st}} \approx 2.99322$ and $A_1 \approx 4.2751 \cdot 10^{-2}$.

The asymptotic expression (5.51) is compared with numerical data in figure 6, showing $\langle M_n \rangle$ against $\ln n$, as measured for simple Polya walks up to $n = 10^6$, with a resetting probability $r = 0.9$. The data (red) are observed to converge rapidly to the prediction (5.51) (blue), including its oscillations. The blue curve is slightly translated vertically for a better readability. The black line has the theoretical slope $1/K_{\text{st}}$.

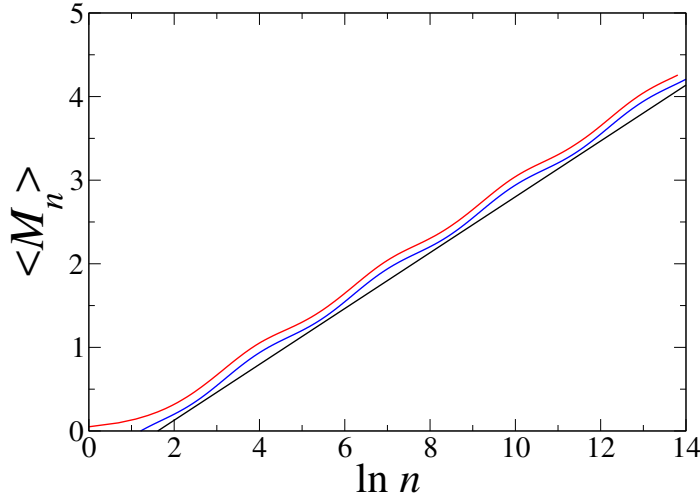


Figure 6. Red curve: mean value $\langle M_n \rangle$ against $\ln n$, for Polya walks with a resetting probability $r = 0.9$. Blue curve (translated): full asymptotic expression (5.51). The black line has the theoretical slope $1/K_{\text{st}} \approx 0.33408$.

6. Discussion

In this work we have revisited the statistics of extremes and records of symmetric random walks with stochastic resetting, thus complementing and extending earlier studies on these topics. The most salient of our findings are summarized below.

We have highlighted a diffusive scaling regime for walks defined by symmetric step length distributions with finite variance and a weak resetting probability. For continuous step length distributions, the maximum M_n and the number R_n of records obey the remarkable equivalence (3.1), implying that these quantities become asymptotically proportional to each other, even for single typical trajectories. For step length distributions having a discrete component, a result due to Spitzer allows to generalize the above equivalence to (5.45), where the dependence on the distribution is

encoded in two parameters, the diffusion coefficient D and the enhancement factor E . Within this framework, the distributions of M_n and R_n obey scaling laws involving, besides D and E , a universal two-parameter scaling function $\Phi(X, u)$, as seen in section 3.4. As the mean number of resettings $u = nr$ is varied, the reduced distribution $\Phi(X, u)$ interpolates between a half-Gaussian law for $u \ll 1$ and a Gumbel law for $u \gg 1$.

We have also obtained various specific results illustrating both quantitative and qualitative differences between the statistics of M_n and of R_n beyond the diffusive scaling regime. Exact results on the distribution of M_n at finite times, obtained for two particular step length distributions, corresponding respectively to the symmetric exponential walk and the Polya lattice walk, as well as a heuristic analysis of other distributions, illustrate several facets of the statistics of extremes and records for random walks. To take one noticeable example, for symmetric walks with a fixed non-zero resetting probability r , $\langle R_n \rangle$ grows logarithmically, according to the universal law derived in [2], whereas $\langle M_n \rangle$ exhibits a variety of asymptotic behaviors. For exponential and superexponential step length distributions, $\langle M_n \rangle$ also grows logarithmically, according to (4.10), involving a non-universal amplitude $1/K_{\text{st}}$ depending on r and on the step length distribution. For distributions falling off as a power law, as $\rho(\eta) \sim |\eta|^{-(1+\theta)}$, the typical value of M_n grows as a power of time, as $M_n \sim n^{\alpha_r}$, with $\alpha_r = 1/\theta$, irrespective of the exponent $\theta > 0$. For usual random walks in the absence of resetting, we have $\alpha_0 = \alpha_r = 1/\theta$ for $\theta < 2$, whereas $\alpha_0 = 1/2 > \alpha_r$ in the diffusive case ($\theta > 2$).

Yet many other features of the statistics of extremes and records for random walks with stochastic resetting raise interesting open questions. Investigating the survival probability of random walks and Lévy flights with stochastic resetting is a natural sequel to the present work [33].

Appendix A. Steady-state distribution of the walker's position

This Appendix is devoted to the distribution $f(x)$ of the walker's position in the nonequilibrium steady state reached by the random walk with resetting defined in (1.1). Part of this material can be found in [1]. It is included here for completeness. Notations are consistent with the body of the article, as far as possible.

The steady-state distribution $f(x)$ obeys the integral equation

$$f(x) = r\delta(x) + (1-r) \int_{-\infty}^{\infty} f(x-\eta)\rho(\eta)d\eta. \quad (\text{A.1})$$

This equation has been obtained by conditioning on the last step of the walk, which may consist of a resetting event. It can be solved in Fourier space for any step length distribution. With the notation (2.15) of Fourier transforms, we have

$$\hat{f}(k) = \frac{r}{1 - (1-r)\hat{\rho}(k)}. \quad (\text{A.2})$$

This expression can be expanded as

$$\hat{f}(k) = \sum_{m \geq 0} p_m \hat{\rho}(k)^m, \quad (\text{A.3})$$

where

$$p_m = r(1-r)^m \quad (m \geq 0) \quad (\text{A.4})$$

is the distribution of the age m of the process, i.e., the difference between the time at which the position x is monitored and the last resetting event. More explicitly, (A.3) yields

$$f(x) = r\delta(x) + f_{\text{cont}}(x), \quad (\text{A.5})$$

where the delta function at the origin corresponds to $m = 0$, whereas the continuous component

$$f_{\text{cont}}(x) = \sum_{m \geq 1} p_m \underbrace{\rho(x) * \cdots * \rho(x)}_{m \text{ times}} \quad (\text{A.6})$$

receives contributions from all positive ages.

For diffusive walks, we have $\widehat{\rho}(k) \approx 1 - Dk^2$. Expanding (A.2), we obtain the expression of the variance of the position

$$\int_{-\infty}^{\infty} x^2 f(x) dx = \frac{2(1-r)D}{r}. \quad (\text{A.7})$$

The tails of the stationary distribution $f(x)$ are given by the following dichotomy.

For exponential and superexponential step length distributions, i.e., distributions whose tails are bounded by a decaying exponential of the form $e^{-a|\eta|}$, the Fourier transform $\widehat{\rho}(k)$ is analytic in the strip $|\text{Im } k| < a$. The steady-state distribution $f(x)$ decays exponentially as

$$f(x) \sim e^{-K_{\text{st}}|x|} \quad (x \rightarrow \pm\infty), \quad (\text{A.8})$$

where the decay rate $K_{\text{st}} = -ik_0$ is the nearest pole of the analytic continuation of (A.2), obeying

$$(1-r)\widehat{\rho}(iK_{\text{st}}) = 1. \quad (\text{A.9})$$

In the weak-resetting regime, where r is small, the decay rate K_{st} itself becomes small and assumes the universal form

$$K_{\text{st}} \approx \sqrt{\frac{r}{D}}. \quad (\text{A.10})$$

In this regime, (A.2) boils down to

$$\widehat{f}(k) \approx \frac{r}{r + Dk^2}, \quad (\text{A.11})$$

so that the bulk of the distribution $f(x)$ becomes the symmetric exponential

$$f(x) \approx \frac{K_{\text{st}}}{2} e^{-K_{\text{st}}|x|}. \quad (\text{A.12})$$

The variance of the position therefore scales as

$$\int_{-\infty}^{\infty} x^2 f(x) dx \approx \frac{2}{K_{\text{st}}^2} \approx \frac{2D}{r}, \quad (\text{A.13})$$

in quantitative agreement with (A.7).

For subexponential step length distributions, whose tails fall off more slowly than any exponential, there is no open strip where the Fourier transform $\widehat{\rho}(k)$ is analytic. In usual circumstances, $\widehat{\rho}(k)$ has an isolated singularity at the origin. Denoting $\widehat{\rho}_{\text{sing}}(k)$ its singular part as $k \rightarrow 0$, (A.2) yields

$$\widehat{f}_{\text{sing}}(k) \approx \frac{1-r}{r} \widehat{\rho}_{\text{sing}}(k), \quad (\text{A.14})$$

and so the stationary distribution $f(x)$ usually inherits the subexponential tails of the step length distribution:

$$f(x) \approx \frac{1-r}{r} \rho(x) \quad (x \rightarrow \pm\infty). \quad (\text{A.15})$$

Appendix B. Some identities involving Stirling numbers

Stirling numbers [34] play a central role in the combinatorics of set partitions and of permutations (see [35, 36, 37] for comprehensive expositions).

Keeping notations consistent with the body of the paper, the Stirling numbers of the first kind $\left[\begin{smallmatrix} k \\ j \end{smallmatrix} \right]$ are defined by

$$\frac{\Gamma(z+k)}{\Gamma(z)} = z(z+1)\cdots(z+k-1) = \sum_{j=1}^k \left[\begin{smallmatrix} k \\ j \end{smallmatrix} \right] z^j, \quad (\text{B.1})$$

and the Stirling numbers of the second kind $\left\{ \begin{smallmatrix} k \\ j \end{smallmatrix} \right\}$ are defined by

$$z^k = \sum_{j=1}^k (-1)^{k-j} \left\{ \begin{smallmatrix} k \\ j \end{smallmatrix} \right\} z(z+1)\cdots(z+j-1), \quad (\text{B.2})$$

so that we have the inversion formula

$$A_k = \sum_{j=1}^k \left[\begin{smallmatrix} k \\ j \end{smallmatrix} \right] B_j \iff B_k = \sum_{j=1}^k (-1)^{k-j} \left\{ \begin{smallmatrix} k \\ j \end{smallmatrix} \right\} A_j. \quad (\text{B.3})$$

Let us begin by considering the series

$$S_k(y) = \sum_{n \geq 0} n^k y^n. \quad (\text{B.4})$$

We have $S_0(y) = 1/(1-y)$, as well as the differential recursion

$$S_k(y) = y S'_{k-1}(y), \quad (\text{B.5})$$

where the accent denotes a derivative. Therefore,

$$S_k(y) = \frac{P_k(y)}{(1-y)^{k+1}}, \quad (\text{B.6})$$

where $P_k(y)$ is a polynomial of degree k , obeying the differential recursion

$$P_k(y) = y [k P_{k-1}(y) + (1-y) P'_{k-1}(y)]. \quad (\text{B.7})$$

We have $P_0(y) = 1$, $P_1(y) = y$, $P_2(y) = y(y+1)$, and so on.

Let us now form the combinations

$$T_k(y) = \sum_{j=1}^k \left[\begin{smallmatrix} k \\ j \end{smallmatrix} \right] S_j(y) \quad (\text{B.8})$$

$$\begin{aligned} &= \sum_{n \geq 0} \sum_{j=1}^k \left[\begin{smallmatrix} k \\ j \end{smallmatrix} \right] n^j y^n \\ &= \sum_{n \geq 0} n(n+1)\cdots(n+k-1) y^n. \end{aligned} \quad (\text{B.9})$$

The last expression was obtained by using (B.1). The factor $(n+k-1)$ is present in $T_k(y)$, but absent in $T_{k-1}(y)$. This implies the differential recursion

$$T_k(y) = (k-1)T_{k-1}(y) + y T'_{k-1}(y), \quad (\text{B.10})$$

with $T_1(y) = S_1(y) = y/(1-y)^2$. The solution of this recursion takes the simple form

$$T_k(y) = \frac{k! y}{(1-y)^{k+1}}. \quad (\text{B.11})$$

Using the inversion formula (B.3), we obtain

$$S_k(y) = \sum_{j=1}^k (-1)^{k-j} \left\{ \begin{matrix} k \\ j \end{matrix} \right\} T_j(y) \quad (\text{B.12})$$

and

$$P_k(y) = y \sum_{j=1}^k \left\{ \begin{matrix} k \\ j \end{matrix} \right\} j! (y-1)^{k-j} \quad (k \geq 1). \quad (\text{B.13})$$

Some of the above identities can be applied to the setting of section 5.1. Comparing (5.14) to (B.4) and (5.13) to (B.11), we obtain

$$\tilde{R}^{(k)}(z) = \frac{S_k(1-\nu_0)}{\nu_0}, \quad \tilde{M}^{(k)}(z) = \frac{T_k(1-\nu_0)}{\nu_0}. \quad (\text{B.14})$$

Equation (B.8) then yields

$$\tilde{M}^{(k)}(z) = \sum_{j=1}^k \left[\begin{matrix} k \\ j \end{matrix} \right] \tilde{R}^{(j)}(z), \quad (\text{B.15})$$

and finally

$$\langle M_n^k \rangle = \sum_{j=1}^k \left[\begin{matrix} k \\ j \end{matrix} \right] \langle R_n^j \rangle. \quad (\text{B.16})$$

This is the first identity in (5.15). The second one is a consequence of the inversion formula (B.3).

Appendix C. Alternative derivation of some of the results of section 5.1

The starting point is the observation that for a Laplace step length distribution (5.1) there is decoupling between the distribution of the increments $f_{h_1}(h)$ and that of the record number $p_n(R)$ [5],

$$\frac{d}{dh} \mathbb{P}(h_1 < h, R_n = R) = e^{-h} p_n(R),$$

where $p_n(R)$ is given by (4.4). This property allows to recover in a straightforward way the expression of the density of the maximum M_n , already known thanks to (5.7) to be given by

$$\sum_{n \geq 0} f_n(M) z^n = \tilde{q}(z) \delta(M) + \frac{1 - \sqrt{1-z}}{\sqrt{1-z}} e^{-M\sqrt{1-z}}, \quad (\text{C.1})$$

where the first term in the r.h.s. corresponds to $R_n = 0$. Since M_n is given by the sum (see (3.5))

$$M_n = h_1 + h_2 + \dots + h_{R_n}, \quad (\text{C.2})$$

we have

$$f_n(M) = \underbrace{q_n}_{R=0} \delta(M) + \sum_{R=1}^n p_n(R) (f_{h_1})^R(M), \quad (\text{C.3})$$

with, for the convolution of R times the density $f_{h_1}(h) = e^{-h}$,

$$(f_{h_1*})^R(M) = e^{-M} \frac{M^{R-1}}{(R-1)!}, \quad R \geq 1. \quad (\text{C.4})$$

The generating function of the two sides of (C.3) yields (C.1) back.

We are now in position to compute the moments of M_n . Indeed, for $k \geq 1$,

$$\begin{aligned} \langle M_n^k \rangle &= \int_0^\infty f_n(M) M^k dM = \sum_{R=1}^n p_n(R) \int_0^\infty (f_{h_1*})^R(M) M^k dM \\ &= \sum_{R=1}^n p_n(R) \frac{\Gamma(k+R)}{\Gamma(R)}. \end{aligned} \quad (\text{C.5})$$

Using (B.1) we conclude that

$$\langle M_n^k \rangle = \sum_{R=1}^n p_n(R) \sum_{j=1}^k \begin{bmatrix} k \\ j \end{bmatrix} R^j = \sum_{j=1}^k \begin{bmatrix} k \\ j \end{bmatrix} \langle R_n^j \rangle, \quad (\text{C.6})$$

which is the first equality in (5.15).

Likewise,

$$\sum_{n \geq 0} z^n \langle M_n^k \rangle = \frac{1 - \sqrt{1-z}}{\sqrt{1-z}} \int_0^\infty e^{-M\sqrt{1-z}} M^k dM = \frac{(1 - \sqrt{1-z}) k!}{(\sqrt{1-z})^{k+2}}, \quad (\text{C.7})$$

which can also be obtained using (C.5) and (4.3),

$$\sum_{n \geq 0} z^n \langle M_n^k \rangle = \sum_{R=1}^n \frac{(1 - \nu_0)^R}{\nu_0} \frac{\Gamma(k+R)}{\Gamma(R)} = \frac{(1 - \sqrt{1-z}) k!}{(\sqrt{1-z})^{k+2}}. \quad (\text{C.8})$$

Equation (5.13) is thus recovered.

Appendix D. Asymptotic behavior of the series involved in (5.48)

This appendix is devoted to the asymptotic behavior as $\varepsilon \rightarrow 0$ of the series

$$S(\varepsilon) = \sum_{M \geq 0} \frac{1}{1 + \varepsilon e^{K_{\text{st}}(M+1)}}. \quad (\text{D.1})$$

This series is involved in (5.48), which reads

$$\sum_{n \geq 0} \langle M_n \rangle z^n \approx \frac{S(s/r)}{s}. \quad (\text{D.2})$$

Following the line of thought of [38], let us introduce the Mellin transform

$$\begin{aligned} T(p) &= \int_0^\infty \varepsilon^{p-1} S(\varepsilon) d\varepsilon \\ &= \sum_{M \geq 0} \int_0^\infty \frac{\varepsilon^{p-1}}{1 + \varepsilon e^{K_{\text{st}}(M+1)}} d\varepsilon \\ &= \sum_{M \geq 0} e^{-pK_{\text{st}}(M+1)} \int_0^\infty \frac{u^{p-1}}{1+u} du \\ &= \frac{1}{e^{pK_{\text{st}}} - 1} \frac{\pi}{\sin p\pi} \quad (0 < \text{Re } p < 1). \end{aligned} \quad (\text{D.3})$$

The third line is obtained by setting $\varepsilon = e^{-K_{\text{st}}(M+1)u}$, and the fourth one by performing separately the geometric sum over M and the integral over u .

The inverse Mellin formula reads

$$S(\varepsilon) = \int \frac{dp}{2\pi i} \varepsilon^{-p} T(p). \quad (\text{D.4})$$

The leading behavior of $S(\varepsilon)$ as $\varepsilon \rightarrow 0$ is dictated by the rightmost poles of $T(p)$ to the left of the integration contour. There are an infinity of poles such that $\text{Re } p = 0$. The double pole at $p = 0$ yields

$$S_1(\varepsilon) = -\frac{\ln \varepsilon}{K_{\text{st}}} - \frac{1}{2}, \quad (\text{D.5})$$

whereas the simple poles at $p = 2\pi im/K_{\text{st}}$ for $m = \pm 1, \pm 2, \dots$ yield

$$S_2(\varepsilon) = -\frac{i\pi}{K_{\text{st}}} \sum_{m \neq 0} \frac{e^{-2\pi im \ln \varepsilon / K_{\text{st}}}}{\sinh(2\pi^2 m / K_{\text{st}})}. \quad (\text{D.6})$$

We have therefore

$$S(\varepsilon) \approx S_1(\varepsilon) + S_2(\varepsilon), \quad (\text{D.7})$$

up to terms of order ε . Inserting this into (D.2) and performing the inverse Laplace transform from s to n , we obtain

$$\langle M_n \rangle \approx \frac{\ln nr + \gamma}{K_{\text{st}}} - \frac{1}{2} + P(\ln nr), \quad (\text{D.8})$$

where γ is Euler's constant, whereas

$$P(v) = -\frac{2}{K_{\text{st}}} \text{Re} \sum_{m \geq 1} \Gamma\left(-\frac{2\pi im}{K_{\text{st}}}\right) e^{2\pi im v / K_{\text{st}}} \quad (\text{D.9})$$

is an oscillating periodic function with zero average and period K_{st} .

References

- [1] Evans M R, Majumdar S N and Schehr G 2020 *J. Phys. A: Math. Theor.* **53** 193001
- [2] Majumdar S N, Mounaix P, Sabhapandit S and Schehr G 2022 *J. Phys. A: Math. Theor.* **55** 034002
- [3] Evans M R and Majumdar S N 2011 *Phys. Rev. Lett.* **106** 160601
- [4] Majumdar S N, Mori F, Schawe H and Schehr G 2021 *Phys. Rev. E* **103** 022135
- [5] Godrèche C, Majumdar S N and Schehr G 2017 *J. Phys. A: Math. Theor.* **50** 333001
- [6] Hopf E 1934 *Mathematical Problems of Radiative Equilibrium* (Cambridge: Cambridge University Press)
- [7] Chandrasekhar S 1960 *Radiative Transfer* (New York: Dover)
- [8] Lawrie J B and Abrahams I D 2007 *J. Eng. Math.* **59** 351–358
- [9] Spitzer F 1957 *Duke Math. J.* **24** 327–343
- [10] Spitzer F 1960 *Duke Math. J.* **27** 363–372
- [11] Ivanov V V 1994 *Astron. Astrophys.* **286** 328–337
- [12] Sparre Andersen E 1953 *Math. Scand.* **1** 263–285
- [13] Sparre Andersen E 1954 *Math. Scand.* **2** 194–222
- [14] Feller W 1971 *An Introduction to Probability Theory and its Applications* 2nd ed vol 2 (New York: Wiley)
- [15] Blackwell D 1953 *Pacific J. Math.* **3** 315–320
- [16] Spitzer F 1960 *Trans. Amer. Math. Soc.* **94** 150–169
- [17] Spitzer F 2001 *Principles of Random Walk* (New York: Springer)
- [18] Godrèche C, Majumdar S N and Schehr G 2016 *Phys. Rev. Lett.* **117** 010601
- [19] Godrèche C and Luck J M Unpublished
- [20] Milne E A 1921 *Monthly Notices Roy. Astron. Soc.* **81** 361–375

- [21] Majumdar S N, Mounaix P and Schehr G 2017 *J. Phys. A: Math. Theor.* **50** 465002
- [22] Wergen G, Majumdar S N and Schehr G 2012 *Phys. Rev. E* **86** 011119
- [23] Bachelier L 1901 *Ann. Sci. Ecole Normale Sup.* **18** 143–209
- [24] Lévy P 1940 *Compositio Math.* **7** 283–339
- [25] Borodin A N and Salminen P 1996 *Handbook of Brownian Motion - Facts and Formulae* (Basel: Birkhäuser)
- [26] Majumdar S N and Ziff R M 2008 *Phys. Rev. Lett.* **101** 050601
- [27] Singh P and Pal A 2021 *Phys. Rev. E* **103** 052119
- [28] Godrèche C and Luck J M 2001 *J. Stat. Phys.* **104** 489–524
- [29] Comtet A and Majumdar S N 2005 *J. Stat. Mech.* P06013
- [30] Majumdar S N, Comtet A and Ziff R M 2006 *J. Stat. Phys.* **122** 833–856
- [31] Mounaix P, Majumdar S N and Schehr G 2020 *J. Phys. A: Math. Theor.* **53** 415003
- [32] Sornette D 1998 *Phys. Rep.* **297** 239–270
- [33] Godrèche C and Luck J M 2022 Survival probability of random walks and Lévy flights with stochastic resetting (*Preprint arXiv:2204.07392*)
- [34] Stirling J 1730 *Methodus Differentialis* (London: Bowyer)
- [35] Knuth D E 1968 *The Art of Computer Programming* (New York: Addison-Wesley)
- [36] Graham R L, Knuth D E and Patashnik O 1989 *Concrete Mathematics: A Foundation for Computer Science* (Reading, MA: Addison-Wesley)
- [37] Flajolet P and Sedgewick R 2009 *Analytic Combinatorics* (Cambridge: Cambridge University Press)
- [38] Derrida B, Itzykson C and Luck J 1984 *Commun. Math. Phys.* **94** 115–132