

A retrieval challenge exercise for the Ariel mission

Joanna K. Barstow · Quentin Changeat ·
Katy L. Chubb · Patricio E. Cubillos ·
Billy Edwards · Ryan J. MacDonald ·
Michiel Min · Ingo P. Waldmann

Received: date / Accepted: date

Abstract The Ariel mission, due to launch in 2029, will obtain spectroscopic information for 1000 exoplanets, providing an unprecedented opportunity for comparative exoplanetology. Retrieval codes - parameteric atmospheric models

J. K. Barstow
School of Physical Sciences, The Open University, Walton Hall, Milton Keynes, MK7 6AA,
UK
E-mail: jo.barstow@open.ac.uk

Q. Changeat
Department of Physics and Astronomy, University College London, Gower Street, London,
WC1E 6BT, UK

K. L. Chubb
SRON, Sorbonnelaan 2, 3584 CA, Utrecht, Netherlands

P. Cubillos
Space Research Institute, Austrian Academy of Science, Schmiedlstrasse 6,A- 8042 Graz,
Austria

B. Edwards
Department of Physics and Astronomy, University College London, Gower Street, London,
WC1E 6BT, UK

R. J. MacDonald
Department of Astronomy, Cornell University, 404 Space Sciences Building, Ithaca, New
York 14853, USA

M. Min
SRON, Sorbonnelaan 2, 3584 CA, Utrecht, Netherlands

I. P. Waldmann
Department of Physics and Astronomy, University College London, Gower Street, London,
WC1E 6BT, UK

coupled with an inversion algorithm - represent the tool of choice for interpreting Ariel data. Ensuring that reliable and consistent results can be produced by these tools is a critical preparatory step for the mission. Here, we present the results of a retrieval challenge. We use five different exoplanet retrieval codes to analyse the same synthetic datasets, and test a) the ability of each to recover the correct input solution and b) the consistency of the results. We find that generally there is very good agreement between the five codes, and in the majority of cases the correct solutions are recovered. This demonstrates the reproducibility of retrievals for transit spectra of exoplanets, even when codes are not previously benchmarked against each other.

Keywords First keyword · Second keyword · More

1 Introduction

In recent years, our knowledge of exoplanet atmospheres has been increasing rapidly. Recent highlights have included the detection of hazes/clouds in most exoplanets (Sing et al., 2016; Barstow et al., 2017; Tsiaras et al., 2018; Pinhas et al., 2019), the presence of ionised metals in the atmosphere of an ultra-hot Jupiter (Hoeijmakers et al., 2018), and the discovery of water vapour in the atmosphere of a small, temperate planet (Benneke et al., 2019; Tsiaras et al., 2019). Studies of their 3-dimensional structures have also highlighted the complexity of these worlds (Stevenson et al., 2014; Arcangeli et al., 2019; Demory et al., 2016). In addition, atmospheric characterisation of directly imaged planets is providing interesting results (see e.g. Mollière et al., 2020).

The majority of planets for which we have obtained detailed atmospheric information transit their parent stars. Their atmospheres can be observed either during transit, when starlight passes through the limb of the atmosphere, or at eclipse, when a difference measurement between fluxes just outside of and during the eclipse reveals reflected light (in the optical) and thermal emission from the planet itself (in the infrared). For the most favourable targets, reflection or emission can be measured as a function of phase, providing a map of planetary conditions. These observations can be made using both space- and ground-based facilities.

Typically, transit, eclipse and phase curve spectra are analysed using so-called ‘retrieval’ modelling frameworks (Irwin et al., 2008; Madhusudhan and Seager, 2009; Line et al., 2013; Waldmann et al., 2015b,a; Benneke, 2015; Harrington, 2016; Lavie et al., 2017; MacDonald and Madhusudhan, 2017; Cubillos, 2018; Gandhi and Madhusudhan, 2018; Ormel and Min, 2019a; Mollière et al., 2019; Kitzmann et al., 2019; Zhang et al., 2019; Al-Refaie et al., 2019; Min et al., 2020). Retrieval models incorporate a simplified, parameterised radiative transfer model, usually one-dimensional, and an algorithm to explore the parameter space and recover the model solution that provides the best fit to the data. Generally, these models involve minimal physical assumptions, instead allowing the atmospheric parameters to vary freely; as a consequence,

this technique is a data-driven approach to spectral analysis. This is particularly advantageous for exoplanets, which often boast extremes of temperature and irradiation that stretch our understanding of atmospheric physics.

Ariel, (Tinetti et al., 2016; Pascale et al., 2018; Tinetti et al., 2018), a European Space Agency mission currently expected to launch in 2029, will perform the first census of transiting exoplanet atmospheres. Retrieval algorithms therefore have a critical role to play in support of mission.

In this paper, we present a retrieval challenge conducted by the Spectral Retrievals Working Group for the Ariel Science Team. We use simulated Ariel observations to test our ability to recover a range of properties of transiting exoplanet atmospheres, using five independent retrieval frameworks that are currently used in the literature. We describe the basic properties of each model in Section 2; how the challenge was set up in Section 3.1; and the results in Section 3.2.

2 Retrieval Codes

The main details of the five retrieval schemes used in this analysis are briefly summarised here. For detailed information, we recommend referring to the journal articles for each.

Each retrieval code conforms to the usual basic structure of a simple, parameterised radiative transfer model, coupled to an algorithm that samples the model parameters from a pre-defined prior distribution and converges towards the most likely solution. The versions of each model used in this work are 1D, and all contain the same model parameters, which are described in Section 3.1. All models except PYRAT BAY use a Nested Sampling approach for convergence, whilst PYRAT BAY uses an MCMC sampler.

2.1 ARCIS

The ARTful modelling Code for exoplanet Science (ARCIS) is a forward modelling and Bayesian retrieval code designed to include physical and chemical atmospheric processes (Min et al., 2020). The structure of the atmosphere can be defined through classical parameterisations or computed self consistently using various approximations. For the physical and chemical processes, computationally efficient methods are included that are parameterised where our physical knowledge is lacking. For a more detailed description of the modelling philosophy we refer to Min et al. (2020) and Ormel and Min (2019b). The radiative transfer is computed using correlated-k sampling of the molecular opacities. Many molecules are included, where available from the ExoMol database (Tennyson et al., 2016; Chubb et al., 2020). Clouds can be included either parameterised or using the cloud formation concept from Ormel & Min (2019). The cloud opacities are computed from either Mie theory or using a model for irregularly shaped particles (Min et al., 2005). Efficient isotropic

multiple scattering calculations can be included with a correction factor for anisotropic scattering. Full anisotropic scattering can be performed as well using a Monte Carlo scattering method. Processes that can be computed include, chemical equilibrium and disequilibrium (Kawashima et al. in prep) and cloud and haze formation. Also the pressure temperature structure can be computed from radiative equilibrium with the stellar irradiation. The retrieval can be done using either optimal estimation or Multinest Bayesian sampling.

2.2 NEMESIS

NEMESIS is a retrieval scheme that works with both optimal estimation and nested sampling approaches. It incorporates a fast correlated-k radiative transfer model, where the correlated-k approximation is a way of pre-tabulating gas absorption coefficients within a wavelength interval, relying on the assumption that the strongest lines at one level in the atmosphere are correlated with the strongest lines at other levels. For further details see Irwin et al. (2008), Krissansen-Totton et al. (2018), Goody and Yung (1989) and Lacis and Oinas (1991). NEMESIS was originally developed for analysis of Solar System planets (e.g. Fletcher et al. 2009; Tsang et al. 2010) and has subsequently been extended to exoplanets (e.g. Lee et al. 2012; Barstow et al. 2014).

Line data are sourced primarily from the ExoMol project and provided in appropriate format for each model by Chubb et al. (2020). H₂O is from Polyansky et al. (2018), CO₂ from Huang et al. (2017), CO from Li et al. (2015), CH₄ from Yurchenko et al. (2017) and TiO from McKemmish et al. (2019).

2.3 Pyrat Bay

The Python Radiative Transfer in a Bayesian framework (PYRAT BAY, Cubillos and Blečić 2021), is a modular open-source code to model exoplanet spectra and retrieve the planet’s atmospheric properties. The atmospheric models consist of parameterized 1D profiles of the temperature, composition, and altitude (in hydrostatic-equilibrium) as a function of pressure. For transmission geometry, PYRAT BAY solves the radiative-transfer equation under the plane-parallel approximation, sampling the opacities at a constant resolving power spectrum, over the wavelengths considered here.

PYRAT BAY considers opacities from the main sources expected for exoplanets at these wavelengths: molecular line transitions from HITRAN or ExoMol Rothman et al. (2010); Gordon et al. (2017); Tennyson and Yurchenko (2018), collision-induced absorption from Borysow or HITRAN (Borysow and Frommhold, 1989; Borysow et al., 1989, 2001a; Borysow, 2002a; Karman et al., 2019), resonant Na and K opacity models (Burrows et al., 2000), Rayleigh scattering for H, He, and H₂ (Kurucz, 1970; Lecavelier Des Etangs et al., 2008), and several cloud models, from a simple gray cloud deck to complex Mie-scattering

(Toon and Ackerman, 1981) models in thermal stability (Ackerman and Marley, 2001) or microphysical parameterization (Blecic et al., in prep.). PYRAT BAY handles the billion-sized line lists by compressing them with the REPACK package (Cubillos, 2017), to extract only the dominating line transitions.

The code explores the parameter space via a differential-evolution MCMC sampler implemented in (Cubillos et al., 2017), checking on the Gelman–Rubin statistics for convergence (Gelman and Rubin, 1992).

2.4 TauREx

TauREx (Tau Retrieval for Exoplanets) is a fully Bayesian radiative transfer and retrieval framework (Waldmann et al., 2015b,a; Al-Refaie et al., 2019). TauREx can be used with the line-by-line cross sections from the Exomol project (Tennyson et al., 2016) and HITEMP (Rothman and Gordon, 2014) and HITRAN (Gordon et al., 2016). TauREx can be used to model both transmission and thermal emission. We also included absorptions from Rayleigh scattering and CIA for the couples H₂-H₂ and H₂-He (Borysow et al., 2001b; Borysow, 2002b; Rothman et al., 2013). The public version of TauREx is able to retrieve chemical composition of exoplanets by assuming constant abundances with altitude, parametric 2-layer variations (Changeat et al., 2019), or equilibrium chemistry (Venot et al., 2012). In the new version, TauREx3 is particularly flexible, allowing users to redefine any part of the code with their own custom modules. To perform the retrieval, TauREx can use multiple sampling techniques. Here we use the nested sampling retrieval algorithm Multinest (Feroz et al., 2009) in its python implementation PyMultinest (Buchner et al., 2014).

2.5 POSEIDON

POSEIDON is a nested sampling retrieval code for exoplanet transmission spectra (MacDonald and Madhusudhan, 2017). Radiative transfer is computed via the sampling of high spectral resolution ($R \sim 10^6$) cross sections onto intermediate resolution wavelength grids (typically 100× higher than the resolution of the observations being retrieved), producing a close representation of line-by-line radiative transfer. The atmospheric temperature structure can be parameterised either via a 6-parameter function (Madhusudhan and Seager, 2009) or an isotherm. Inhomogeneous ‘patchy’ clouds and hazes are included, allowing cloud fractions to be retrieved. Over 50 chemical species are currently supported as retrievable parameters, with molecular line data largely sourced from ExoMol (Tennyson et al., 2016), atomic data from VALD3 (Ryabchikova et al., 2015), and continuum data from HITRAN (Karman et al., 2019).

Planet	R_S (R_\odot)	M_P (M_J)	R_P (R_J)	H ₂ O	CH ₄	CO	Temp (K)	P_{cloud} (bar)
1	1.2	0.7	1.35	7.0×10^{-6}	0.0	4.5×10^{-4}	1900	None
1B	1.2	0.73	1.4	1.0×10^{-5}	0.0	1.0×10^{-3}	1600	None
2	1.2	0.7	1.35	7.0×10^{-6}	0.0	4.5×10^{-4}	1900	1.94×10^{-2}
2B	1.1	0.7	1	4.0×10^{-5}	0.0	7.0×10^{-4}	1500	8.74×10^{-5}
3	0.5	0.06	0.3	2.0×10^{-6}	5.0×10^{-5}	0.0	700	None
3B	0.45	0.07	0.35	1.0×10^{-5}	1.0×10^{-5}	0.0	750	None
4	0.3	0.01	0.11	2.0×10^{-4}	1.0×10^{-4}	0.0	1000	2.91×10^{-2}
4B	0.45	0.01	0.15	1.0×10^{-6}	1.0×10^{-5}	0.0	700	4.52×10^{-2}

Table 1 Input model parameters for each planet case. Numbers with suffix B indicate the blind test version. Parameter values shown in bold text for the blind versions indicate the known parameters. All parameters are known for the non-blind cases.

3 Retrieval Challenge

3.1 Setup

Here, we present the results of a multi-code retrieval challenge, conducted using synthetic spectra generated by TauREx with retrievals by NEMESIS, ARCiS, Pyrat Bay, TauREx and POSEIDON. Four spectra, representing respectively a clear hot Jupiter (with system parameters similar to e.g. HAT-P-30b), a cloudy hot Jupiter (with system parameters similar to e.g. XO-2Nb), a clear warm Neptune (with system parameters similar to e.g. GJ436b) and a cloudy warm super-Earth (with system parameters similar to e.g. GJ1214b) were provided, with known atmospheric inputs. Appropriate noise for Ariel was generated using the radiometric model ArielRad (Mugnai et al., 2020), and added as a error envelope to each synthetic observation. This allowed each user to test, benchmark and modify their retrieval procedure. A further four spectra representing similar planets, but without known atmospheric properties, were also provided such that a blind retrieval tests could be conducted with NEMESIS, ARCiS, Pyrat Bay and POSEIDON. All retrievals with TauREx were non-blind, as this model was used to generate the synthetic spectra. This also meant that for TauREx retrievals only included parameters known to be necessary for each case. For the other four codes, H₂O, CO₂, CO, CH₄, TiO and cloud are included in all retrievals, regardless of whether they were included in the input to the synthetic spectrum. Note that the only fundamental difference between the blind and non-blind retrievals is the prior knowledge of the person executing the retrievals and thus the inclusion of certain parameters.

The setup of all atmospheric forward and retrieval models consists of an isothermal atmosphere with constant abundances of the given molecular species. The atmospheres are assumed to be in hydrostatic equilibrium with the mean molecular weight computed using the molecular abundances plus 85% H₂ and 15% He. The cloud is modeled using a grey, infinite opacity cloud deck at all pressure above a certain pressure level. The spectra were simulated to represent Ariel Tier 2 data (for details we refer to table 1 in Changeat et al., 2020).

The bulk planet properties for each case are listed in Table 1. For the blind retrievals, only the planet mass and stellar radius are assumed to be known.

3.2 Results

The combined retrieval results from all five codes are compared with the input values, with 1σ error bars, in Figures 1—8. We also present example corner plots for each code, for Planet 2, in Figures 9—13; these provide a better indication of correlations and degeneracies between parameters.

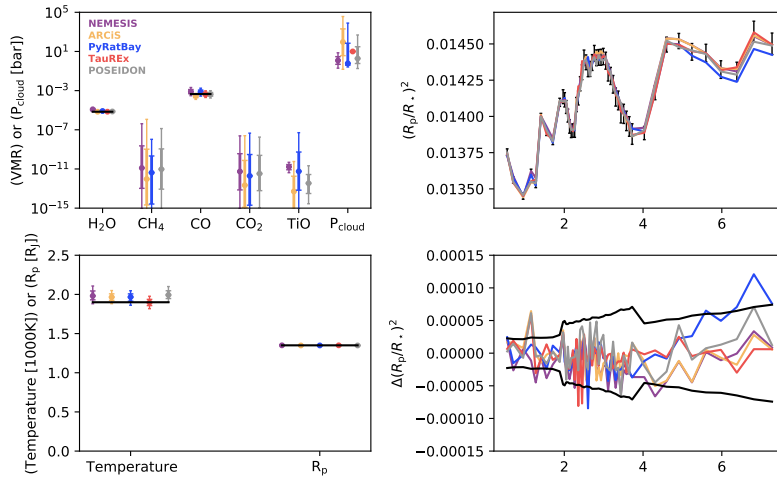


Fig. 1 Retrieval results and spectral fits for Planet 1. The colours represent the different retrievals used. Black lines on the parameter plots (left hand panels) indicate the input values for retrieved quantities. Where black lines and TauREx retrieved values are absent, the gas/cloud was not included in the input model. Thick/thin error bars indicate the $1/2\text{-}\sigma$ limits respectively. The black points in the top right panel indicate the input spectrum with error bars. The difference spectra (bottom right) show input - model for each retrieval, with the black lines indicating the error envelope. The x-axis for the right hand plots shows wavelength in microns.

The results shown here display overall very good agreement between both spectra and retrieved parameters for all cases, both given and blind. In general, retrieved parameters are also correct to within 1σ from the input value.

3.2.1 Spectral fits

The quality of the spectral fits is generally extremely good. The χ^2 values for each model and planet are presented in Table 2.

There are specific spectral regions where discrepancies emerge for some models. For example, for PYRAT BAY there is generally a discrepancy at

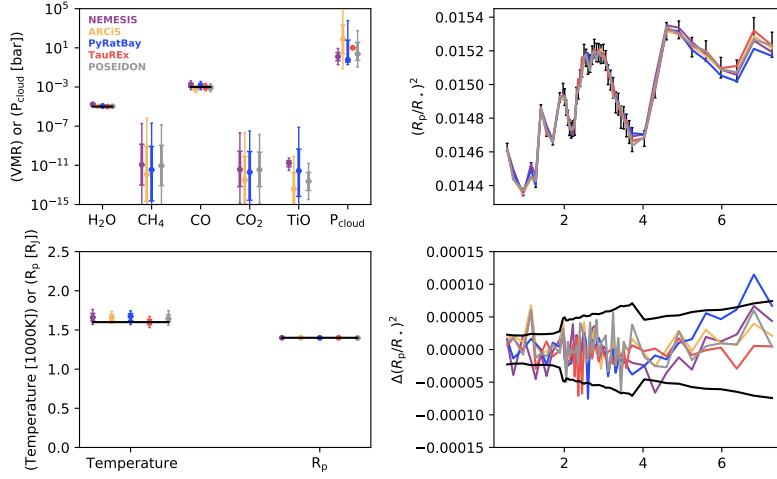


Fig. 2 As Figure 1 but for Planet 1B.

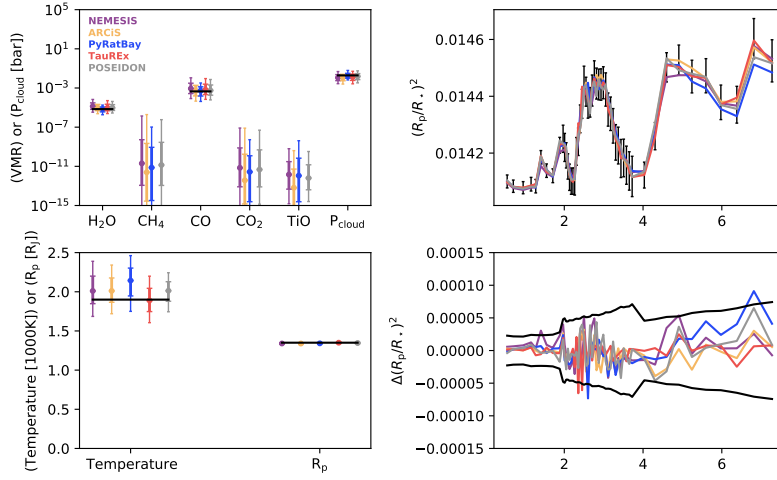


Fig. 3 As Figure 1 but for Planet 2.

around $5.5 \mu\text{m}$; PYRAT BAY underestimates the TauREx transit depth consistently here. Similarly, NEMESIS underestimates the transit depth at around $1.3 \mu\text{m}$ in Figure 3, but overestimates it in Figure 1. These discrepancies across small wavelength regions are most likely to be related to different treatments of absorption line data. ARCiS and NEMESIS use k tables, whilst the other codes use cross sections. These different methods for tabulating and binning absorption data both introduce some error over the (much less efficient) line-by-line approach. Additionally, different cross-section or k table grids could

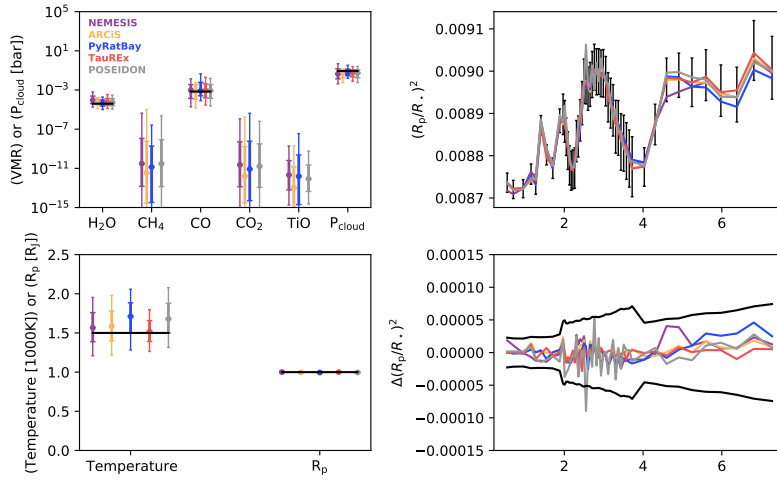


Fig. 4 As Figure 1 but for Planet 2B.

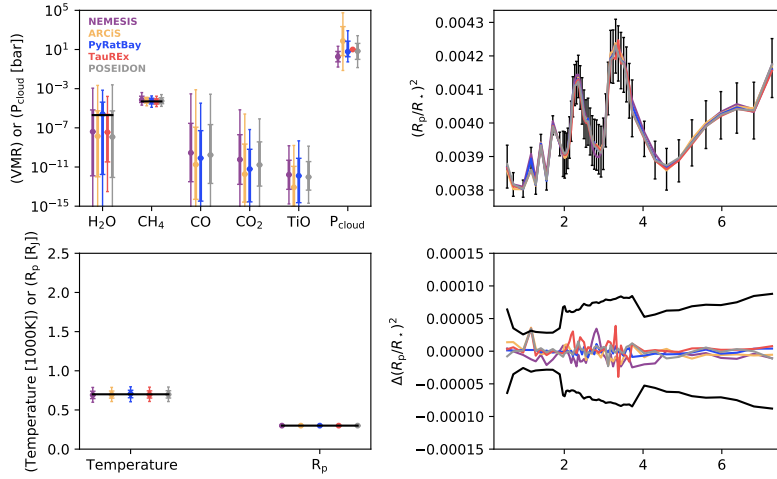


Fig. 5 As Figure 1 but for Planet 3.

also be a source of error between codes that use the same method. This is explored in more detail in Section 4.3.

3.2.2 Retrieval results

Retrieved results are correct to within 2σ in all cases except for a few radius retrievals. Since the planet radius is the most precisely determined quantity, small offsets in the synthetic spectrum can produce large deviations in the

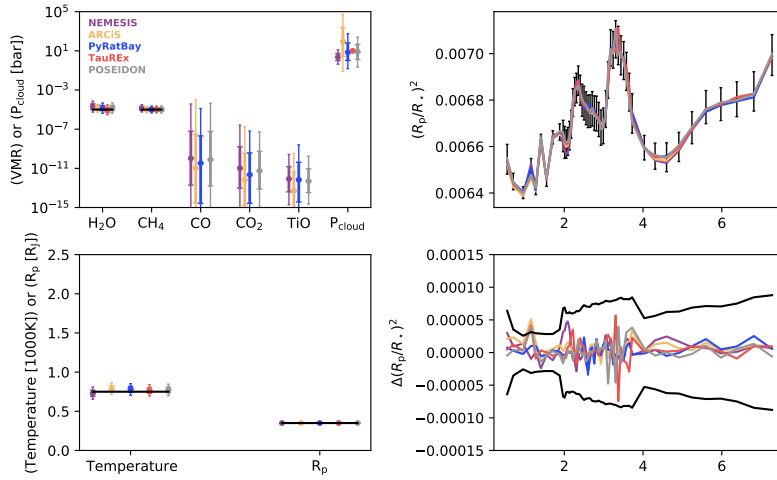


Fig. 6 As Figure 1 but for Planet 3B.

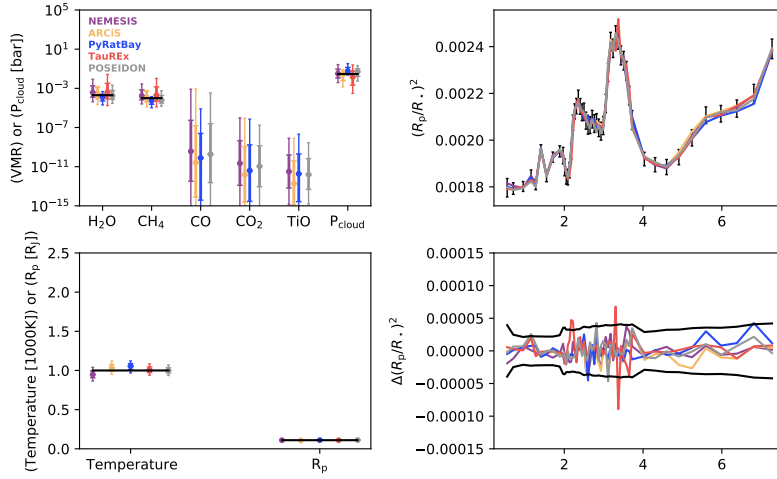


Fig. 7 As Figure 1 but for Planet 4.

measured radius with respect to the error bars. This does not however affect the accuracy of the other retrieved quantities.

The one remaining discrepant result is in the temperature retrieval for Planet 3B, for the ARCIS and Pyrat Bay models. This spectrum has relatively large error bars, allowing more flexibility in the model fit than some of the other examples. In addition, the NEMESIS and TauREx codes have been substantially benchmarked against each other (Barstow et al. (2020)) so NEMESIS may be expected to more faithfully reproduce a spectrum generated using TauREx than other models that have been less extensively calibrated.

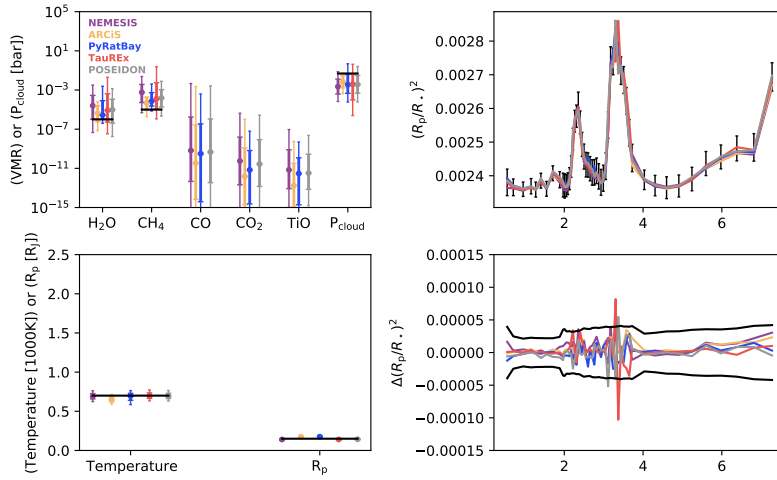


Fig. 8 As Figure 1 but for Planet 4B.

POSEIDON retrieves the correct input result despite a lack of extensive prior benchmarking, which is testament to the generally high reliability of current spectral retrieval schemes.

Where the retrieved gas is absent from the input model, each retrieval scheme with the exception of TauREx is effectively retrieving an upper limit on that gas. Generally, the error bars for these species are large, indicating little constraint. The exception to this is an apparently constrained TiO abundance for the clear hot Jupiter case from NEMESIS. This is likely to be a function of the fact that TiO features are not resolved by Ariel as they occur at short wavelengths, where the resolving power is low, so a small amount of TiO can be invoked to produce opacity at shorter wavelengths without there being confidence that TiO is actually the species concerned. Definitive detection of TiO with Ariel is likely to be a challenge as a result of this.

Where there is no cloud in the input model, an upper limit for the cloud top pressure is retrieved. This upper limit corresponds to the pressure at which the atmosphere becomes opaque in transmission (so any cloud deck sitting beneath this level would be invisible).

The generally very good agreement in both spectral fit and retrieved properties from five different retrieval models, and the accuracy of the retrieved solutions, demonstrates that a wealth of atmospheric information can be reliably recovered from Ariel spectra.

4 Discussion

Here, we discuss the retrieved results for each model in more detail, and investigate further some discrepancies that emerge. It is necessary to note here

Planet	NEMESIS	ARCiS	PyRat Bay	TauREx	POSEIDON
1	24.7	9.6	17.8	12.1	12.4
1B	22.3	7.4	15.2	10.0	10.6
2	11.7	5.4	8.8	5.8	8.9
2B	5.4	1.5	3.1	1.7	10.2
3	3.5	0.7	0.4	1.7	0.5
3B	5.6	2.1	1.4	3.2	2.2
4	8.2	5.9	7.1	17.6	6.6
4B	8.2	5.1	4.8	16.6	8.4

Table 2 χ^2 values for each model and planet fit. The spectrum has 52 data points and there are 8 free parameters in each case (fewer for TauREx), so the reduced χ^2 values would be consistently below 1.

Planet	NEMESIS	ARCiS	PyRat Bay	TauREx	POSEIDON
1	2.12	1.78	1.23	0.006	1.22
1B	1.57	1.18	1.10	0.0007	0.94
2	0.60	0.44	0.58	0.11	0.29
2B	0.27	0.19	0.51	0.08	0.34
3	0.14	0.05	0.03	0.16	0.36
3B	0.47	0.82	0.29	0.04	0.19
4	0.37	0.25	1.28	0.14	0.23
4B	1.82	3.08	1.78	0.56	1.03

Table 3 ‘Accuracy index’ for each retrieval. This is based on the χ^2 calculation for goodness of fit and described in more detail below. Lower values indicate more accurate retrievals.

that differences in output spectra and in model parameters of the level that we see here are likely to be equivalent to discrepancies between models and real data/truth; in a real-observation scenario, these differences could be due to uncorrected instrument systematics or astrophysical noise (e.g. stellar activity that is not accounted for), as well as incompleteness of the model itself (Barstow et al., 2020).

4.1 Retrieval accuracy

In Table 3 we present indices for the accuracy of each retrieval, in terms of its ability to correctly identify the value of the input parameters to within 1σ . This is defined in a similar way to the χ^2 value. We only consider the parameters for each case that are constrained by the retrieval, so for example where a gas is not included in the input model the accuracy for the null detection is not calculated.

Our metric is given by:

$$a_{\text{index}} = \frac{\sum_0^n (x_{\text{ret},n} - x_{\text{input},n})^2 / \sigma_n^2}{n} \quad (1)$$

where x_{input} and x_{ret} are the input and retrieved values for each parameter, σ is the (average) error on the parameter, and n is the number of constrained parameters. We took logs for the volume mixing ratios and cloud pressure for this calculation.

As shown in Table 3, retrieval accuracy varies between codes and planets, but in general retrievals for different codes are consistent with each other for a given planet. TauREx generally has an extremely low accuracy index, which is expected, since TauREx was used to generate the input model.

The highest accuracy indices, indicating relatively poorer retrievals, are found for planets 1, 1B and 4B. Planets 1 and 1B also have relatively high χ^2 values, indicating that these have some of the poorer spectral fits. By contrast, Planet 4B has a reasonable quality of fit, but since this is a cloudy planet this adds to the complexity of the retrieval.

Examining the retrieved values for planets 1 and 1B reveals that the temperatures are slightly overestimated for both planets outside of the 1σ error bars, except for the TauREx retrieval. This is likely to have resulted in the poorer accuracy values. For Planet 4B, the gas abundances are slightly overestimated for some codes, and the cloud top pressure is correspondingly underestimated, indicating that it is degeneracy between cloud pressure and gas abundances that is responsible for the relative lack of accuracy in this case.

For all other planets, the accuracy index is below 1 regardless of the retrieval model used (except Planet 4 for PYRAT BAY), indicating that all retrieved values are recovered correctly to within 1σ . The PYRAT BAY retrieval for Planet 4 suffers from similar cloud top pressure/gas abundance degeneracy to that seen more widely for Planet 4B.

Despite this, the retrievals are accurate to within 2σ across all models, for all planets, and in most cases the molecular abundances are recovered correctly to within 1σ . Considering that measurement of atmospheric composition is a key goal for Ariel, this finding provides confidence in the ability of the mission to deliver on its objectives.

4.2 Retrieval correlations

For ease of comparison, we have so far shown simply the median, and 1- and 2- σ values for each retrieved property. This of course doesn't show any correlations present between parameters, or fully capture the shape of the retrieved probability distribution.

To illustrate this, we show the full retrieved posteriors from each code for Planet 2 (Figures 9— 13). This planet was chosen as it is cloudy, allowing the effect of clouds on retrievals (and especially on parameter correlations) to be seen. Corner plots for NEMESIS, TauREx and ARCiS were generated using the corner.py routine (Foreman-Mackey, 2016).

All retrieved posteriors show that the abundances of the constrained gases H₂O and CO are inversely correlated with the cloud top pressure. Lower cloud top pressures correspond to cloud that sits higher in the atmosphere. The higher the cloud is, the larger the fraction of the atmospheric features that are obscured, so more H₂O and CO are required to offset a higher cloud.

By contrast, 10-bar radius and cloud top pressure are correlated, because a lower cloud top pressure (higher cloud) means that a smaller radius is required to fit the observed spectrum.

H₂O and CO abundances are correlated. This is likely to be because the spectrum is dominated by absorption due to H₂O. If the H₂O abundance increases, more CO is required for the feature to stand out against the H₂O absorption.

Finally, temperature and radius are inversely correlated. This is because both affect the atmospheric scale height in a similar way. Scale height is proportional to temperature, and inversely proportional to the gravitational acceleration. The gravitational acceleration $g \propto r^{-2}$, so the scale height is proportional to the square of the radius. The variation in transit depth is even proportional to the radius times the scaleheight, so $\propto r^3$. An increase in radius can therefore be offset by a decrease in temperature, and vice versa.

4.3 Effects of cross section grids

The PYRAT BAY retrievals initially used different sampling for the gas absorption cross sections compared with the TauREx cross sections used to generate the input spectrum, which in the first iteration produced significantly discrepant results. The main difference was that the PYRAT BAY cross sections sampled the line transitions only up to 100 half-width at half maximum (HWHM) away from the line center, whereas the TauREx cross sections sampled the lines up to 500 HWHM or 25 cm⁻¹. The discrepancies are database-dependent (e.g., more significant for the CO molecule which has more sparse line transitions) and are more significant at longer wavelengths (due to the narrower Doppler line broadening). In Figure 14 we show the effects of this on the retrieval. The PYRAT BAY run using the TauREx cross sections results in retrieved parameters that are much closer to the input values. Note that the difference in the cross sections arise only in the line sampling, as they both are computed from the same line lists. This is a good example of the way in which apparently minor variations in model set-up can affect retrieval outcomes.

5 Conclusions

We present a comparison of retrievals conducted by five different codes that provide overall very good agreement between them. We show that the parameters and uncertainties derived by these different codes are all comparable.

One important aspect to note is that small differences in the forward model setup can lead to noticeable differences in the retrieval outcome. These systematic errors have to be considered when interpreting the absolute values of retrieval results, even though we show here that they are generally small.

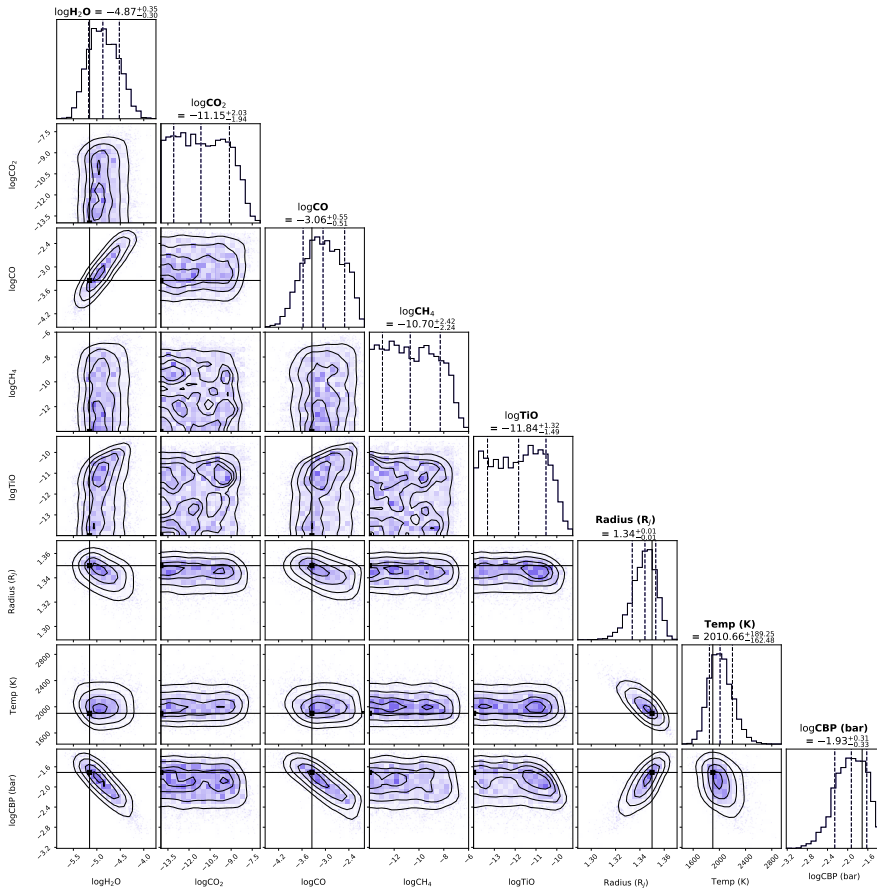


Fig. 9 This figure shows the retrieved posterior probability distributions for NEMESIS on Planet 2. Input values are indicated by black lines. Dashed lines show the median and $\pm\sigma$ values. In all cases, the true values fall within the $\pm\sigma$ range.

6 Outlook

Ensuring model accuracy and completeness is key for developing tools that can be used to interpret data from missions such as Ariel. We have presented an example where line data tabulation substantially affected the accuracy of a retrieval; however, line data is just one aspect of modelling.

So far, we have adopted very simple treatments of atmospheric thermal structure and clouds, and further work is needed to fully investigate these effects; some progress has already been made on cloud parameterisation for transit spectra (see e.g. Barstow 2020 and Mai and Line 2019), and more sophisticated temperature parameterisations are already being applied to existing data. In addition, we have made the assumption here that the terminator of each planet is homogeneous, which we know is unlikely to be the case. Work

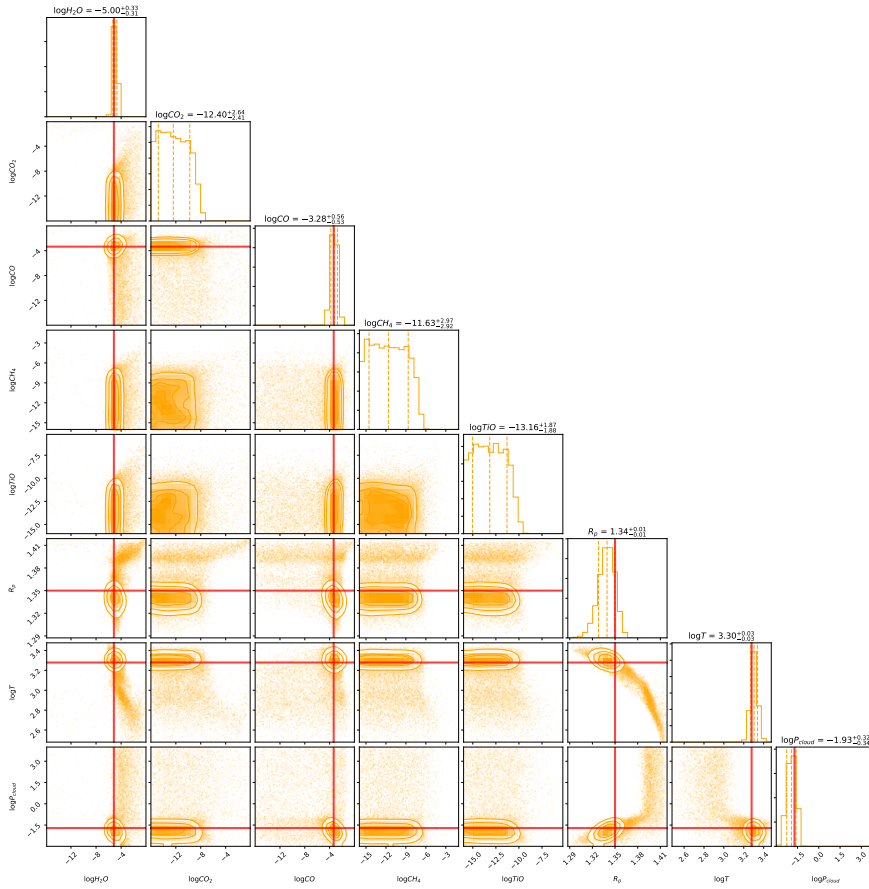


Fig. 10 As Figure 9 but for ARCiS. In this case, solid red lines indicate the input values and dashed lines the indicate the median retrieved values and the $\pm 1\sigma$ envelope.

by Line and Parmentier (2016) and more recently by Caldas et al. (2019); MacDonald et al. (2020); Skaf et al. (2020); Pluriel et al. (2020) demonstrate the ways in which this assumption can introduce bias into retrieval solutions.

Comparative retrieval studies such as this one are required to understand the impacts of model differences on results, and new investigations with increased model complexity will certainly be required. Similar efforts for secondary eclipse spectra are also necessary and will form the subject of future studies by the Ariel Spectral Retrievals Working Group.

Acknowledgements We thank Patrick Irwin for the use of NEMESIS. JKB was supported by a Royal Astronomical Society Research Fellowship during this project. This project has received funding from the European Research Council (ERC) under the European Union’s Horizon 2020 research and innovation programme (grant agreement No 758892, ExoAI and grant agreement No 776403, Exoplanets-A) and under the European Union’s Seventh Framework Programme (FP7/2007-2013)/ ERC grant agreement numbers 617119 (Exo-

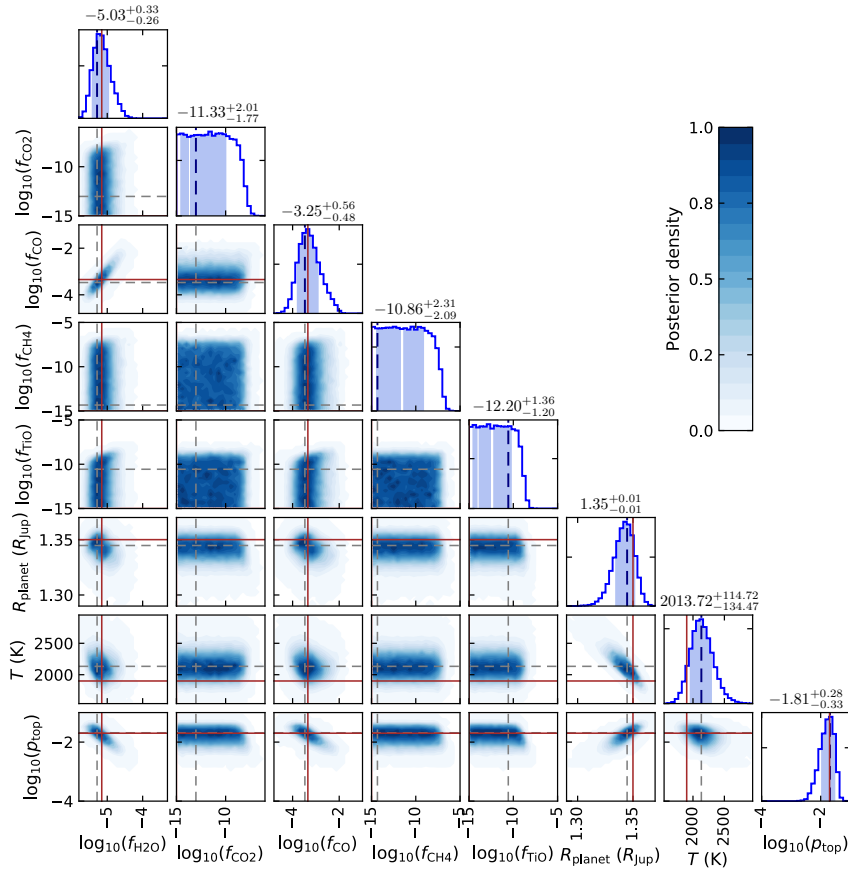


Fig. 11 As Figure 9 but for PYRAT BAY . In this case, dark red lines indicate the input values and dashed lines the median retrieved values. Shading in the histograms shows the $\pm\sigma$ envelope, which is obtained from the 68% highest-posterior-density credible region (see Appendix in Cubillos et al., 2017).

Lights). Furthermore, we acknowledge funding by the Science and Technology Funding Council (STFC) grants: ST/K502406/1, ST/P000282/1, ST/P002153/1 and ST/S002634/1. We acknowledge the availability and support from the High Performance Computing platforms (HPC) DIRAC and OzSTAR, which provided the computing resources necessary to perform this work.

References

Ackerman AS, Marley MS (2001) Precipitating Condensation Clouds in Substellar Atmospheres. *The Astrophysical Journal* 556:872–884, DOI 10.1086/321540, astro-ph/0103423

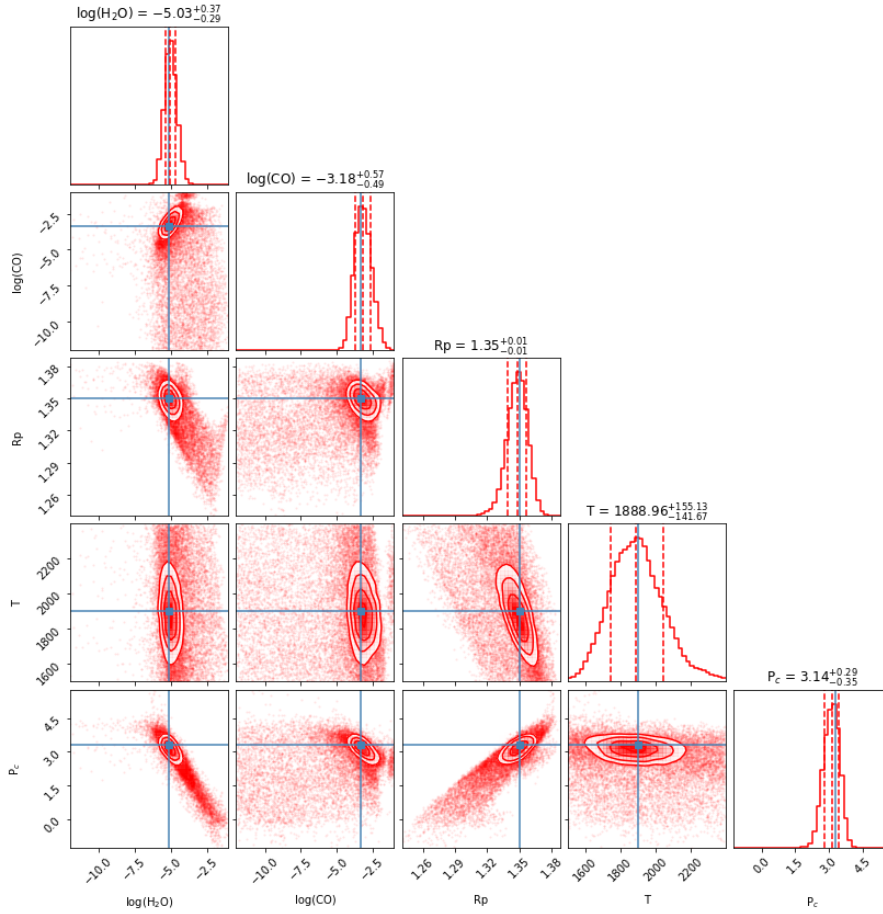


Fig. 12 As Figure 9 but for TauREx. Gases that were not included in the original model were not retrieved for in this case.

- Al-Refaie AF, Changeat Q, Waldmann IP, Tinetti G (2019) TauREx III: A fast, dynamic and extendable framework for retrievals. arXiv e-prints arXiv:1912.07759, 1912.07759
- Arcangeli J, Désert JM, Parmentier V, Stevenson KB, Bean JL, Line MR, Kreidberg L, Fortney JJ, Showman AP (2019) Climate of an ultra hot jupiter. *Astronomy & Astrophysics* 625:A136, DOI 10.1051/0004-6361/201834891, URL <http://dx.doi.org/10.1051/0004-6361/201834891>
- Barstow JK (2020) Unveiling cloudy exoplanets: the influence of cloud model choices on retrieval solutions. arXiv e-prints arXiv:2002.02945, 2002.02945
- Barstow JK, Aigrain S, Irwin PGJ, Hackler T, Fletcher LN, Lee JM, Gibson NP (2014) Clouds on the Hot Jupiter HD189733b: Constraints from the Reflection Spectrum. *The Astrophysical Journal* 786:154, DOI 10.1088/0004-637X/786/2/154, 1403.6664

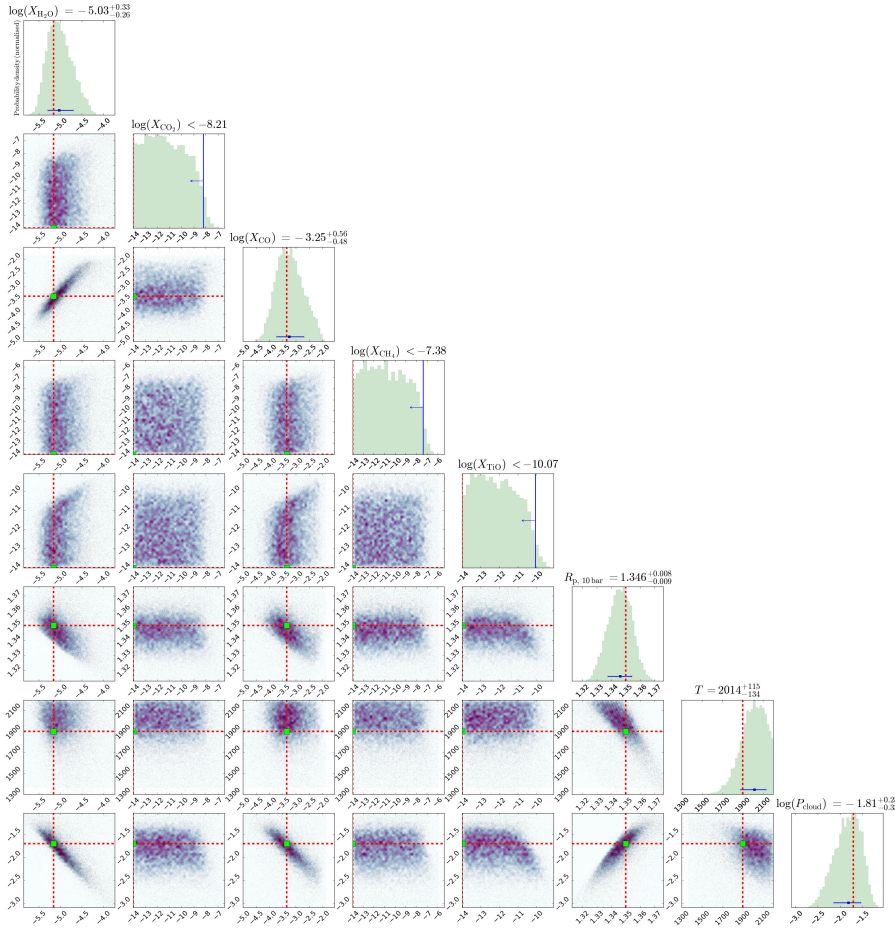


Fig. 13 As Figure 9 but for POSEIDON. Dashed red lines indicate input values. Blue points with error bars on the histograms show the median and $\pm 1\sigma$ confidence region. Where only an upper limit is retrieved, a blue line with an arrow indicates the 2σ limit.

- Barstow JK, Aigrain S, Irwin PGJ, Sing DK (2017) A Consistent Retrieval Analysis of 10 Hot Jupiters Observed in Transmission. *The Astrophysical Journal* 834:50, DOI 10.3847/1538-4357/834/1/50, 1610.01841
- Barstow JK, Changeat Q, Garland R, Line MR, Rocchetto M, Waldmann IP (2020) A comparison of exoplanet spectroscopic retrieval tools. arXiv e-prints arXiv:2002.01063, 2002.01063
- Benneke B (2015) Strict upper limits on the carbon-to-oxygen ratios of eight hot jupiters from self-consistent atmospheric retrieval. 1504.07655
- Benneke B, Wong I, Piaulet C, Knutson HA, Lothringer J, Morley CV, Crossfield IJM, Gao P, Greene TP, Dressing C, Dragomir D, Howard AW, McCullough PR, Kempton EMR, Fortney JJ, Fraine J (2019) Water Vapor and Clouds on the Habitable-zone Sub-Neptune Exoplanet K2-18b. *The*

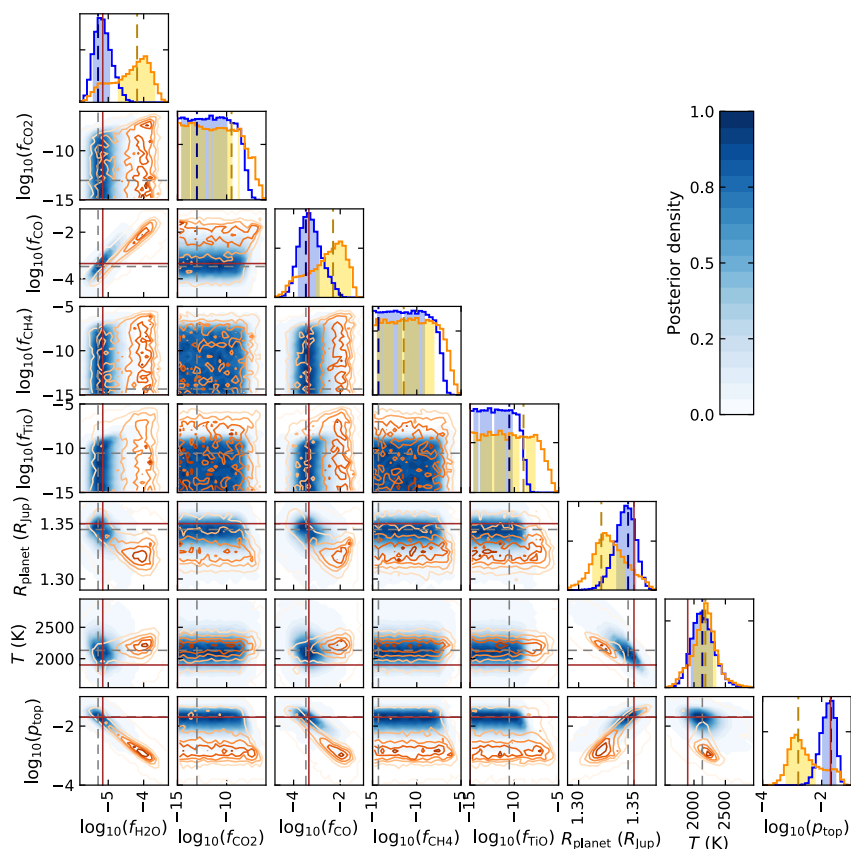


Fig. 14 As Figure 9 but for PYRAT BAY, with results plotted for both the original cross sections (yellow) and the TauREx cross sections (blue). Dark orange lines indicate the input values. Dashed lines indicate median and $\pm \sigma$ values. It is clear that the run using the same cross sections as used to generate the input spectrum provides a much better match to the true values.

Astrophysical Journal Letters 887(1):L14, DOI 10.3847/2041-8213/ab59dc, 1909.04642

Borysow A (2002a) Collision-induced absorption coefficients of H₂ pairs at temperatures from 60 K to 1000 K. *Astronomy & Astrophysics* 390:779–782, DOI 10.1051/0004-6361:20020555

Borysow A (2002b) Collision-induced absorption coefficients of H₂ pairs at temperatures from 60 K to 1000 K. *Astronomy and Astrophysics* 390:779–782, DOI 10.1051/0004-6361:20020555

Borysow A, Frommhold L (1989) Collision-induced Infrared Spectra of H₂-He Pairs at Temperatures from 18 to 7000 K. II. Overtone and Hot Bands. *The Astrophysical Journal* 341:549, DOI 10.1086/167515

- Borysow A, Frommhold L, Moraldi M (1989) Collision-induced Infrared Spectra of H₂-He Pairs Involving 0-1 Vibrational Transitions and Temperatures from 18 to 7000 K. *The Astrophysical Journal* 336:495, DOI 10.1086/167027
- Borysow A, Jorgensen UG, Fu Y (2001a) High-temperature (1000-7000 K) collision-induced absorption of H₂ pairs computed from the first principles, with application to cool and dense stellar atmospheres. *Journal of Quantitative Spectroscopy and Radiative Transfer* 68:235-255, DOI 10.1016/S0022-4073(00)00023-6
- Borysow A, Jorgensen UG, Fu Y (2001b) High-temperature (1000-7000 K) collision-induced absorption of H₂ pairs computed from the first principles, with application to cool and dense stellar atmospheres. *Journal of Quantitative Spectroscopy and Radiative Transfer* 68:235-255, DOI 10.1016/S0022-4073(00)00023-6
- Buchner J, Georgakakis A, Nandra K, Hsu L, Rangel C, Brightman M, Merloni A, Salvato M, Donley J, Kocevski D (2014) X-ray spectral modelling of the AGN obscuring region in the CDFS: Bayesian model selection and catalogue. *Astronomy & Astrophysics* 564:A125, DOI 10.1051/0004-6361/201322971, 1402.0004
- Burrows A, Marley MS, Sharp CM (2000) The Near-Infrared and Optical Spectra of Methane Dwarfs and Brown Dwarfs. *The Astrophysical Journal* 531:438-446, DOI 10.1086/308462, astro-ph/9908078
- Caldas A, Lecote J, Selsis F, Waldmann IP, Bordé P, Rocchetto M, Charnay B (2019) Effects of a fully 3d atmospheric structure on exoplanet transmission spectra: retrieval biases due to day-night temperature gradients. *Astronomy & Astrophysics* 623:A161, DOI 10.1051/0004-6361/201834384, URL <http://dx.doi.org/10.1051/0004-6361/201834384>
- Changeat Q, Edwards B, Waldmann IP, Tinetti G (2019) Toward a More Complex Description of Chemical Profiles in Exoplanet Retrievals: A Two-layer Parameterization. *The Astrophysical Journal* 886(1):39, DOI 10.3847/1538-4357/ab4a14, 1903.11180
- Changeat Q, Al-Refaie A, Mugnai LV, Edwards B, Waldmann IP, Pascale E, Tinetti G (2020) Alfnor: A Retrieval Simulation of the Ariel Target List. *The Astronomical Journal* 160(2):80, DOI 10.3847/1538-3881/ab9a53, 2003.01839
- Chubb KL, Rocchetto M, Al-Refaie AF, Waldmann I, Min M, Barstow J, Mollière P, Phillips MW, Tennyson J, Yurchenko SN (2020) The ExoMolOP Database: Cross-sections and k-tables for molecules of interest in high-temperature exoplanet atmospheres. *A&A* (In revision)
- Cubillos (2018) Pyratbay retrieval code. URL <https://pcubillos.github.io/pyratbay/index.html>
- Cubillos P, Harrington J, Loredó TJ, Lust NB, Blečić J, Stemm M (2017) On Correlated-noise Analyses Applied to Exoplanet Light Curves. *The Astronomical Journal* 153:3, DOI 10.3847/1538-3881/153/1/3, 1610.01336
- Cubillos PE (2017) An Algorithm to Compress Line-transition Data for Radiative-transfer Calculations. *The Astrophysical Journal* 850:32, DOI 10.3847/1538-4357/aa9228, 1710.02556

- Cubillos PE, Blecic J (2021) The Pyrat Bay Framework for Exoplanet Atmospheric Modeling: A Population Study of Hubble/WFC3 Transmission Spectra. arXiv e-prints arXiv:2105.05598, 2105.05598
- Demory BO, Gillon M, de Wit J, Madhusudhan N, Bolmont E, Heng K, Kataria T, Lewis N, Hu R, Krick J, et al (2016) A map of the large day–night temperature gradient of a super-earth exoplanet. *Nature* 532(7598):207–209, DOI 10.1038/nature17169, URL <http://dx.doi.org/10.1038/nature17169>
- Feroz F, Hobson MP, Bridges M (2009) MULTINEST: an efficient and robust Bayesian inference tool for cosmology and particle physics. *Monthly Notices of the Royal Astronomical Society* 398:1601–1614, DOI 10.1111/j.1365-2966.2009.14548.x, 0809.3437
- Fletcher LN, Orton GS, Teanby NA, Irwin PGJ (2009) Phosphine on Jupiter and Saturn from Cassini/CIRS. *Icarus* 202:543–564, DOI 10.1016/j.icarus.2009.03.023
- Foreman-Mackey D (2016) corner.py: Scatterplot matrices in python. *The Journal of Open Source Software* 1(2):24, DOI 10.21105/joss.00024, URL <https://doi.org/10.21105/joss.00024>
- Gandhi S, Madhusudhan N (2018) Retrieval of exoplanet emission spectra with HyDRA. *Monthly Notices of the Royal Astronomical Society* 474(1):271–288, DOI 10.1093/mnras/stx2748, 1710.06433
- Gelman A, Rubin DB (1992) Inference from iterative simulation using multiple sequences. *Statistical Science* 7:457–511
- Goody RM, Yung YL (1989) Atmospheric radiation : theoretical basis
- Gordon I, Rothman LS, Wilzewski JS, Kochanov RV, Hill C, Tan Y, Wcislo P (2016) HITRAN2016 : new and improved data and tools towards studies of planetary atmospheres. In: AAS/Division for Planetary Sciences Meeting Abstracts #48, AAS/Division for Planetary Sciences Meeting Abstracts, p 421.13
- Gordon IE, Rothman LS, Hill C, Kochanov RV, Tan Y, Bernath PF, Birk M, Boudon V, Campargue A, Chance KV, Drouin BJ, Flaud JM, Gamache RR, Hodges JT, Jacquemart D, Perevalov VI, Perrin A, Shine KP, Smith MAH, Tennyson J, Toon GC, Tran H, Tyuterev VG, Barbe A, Császár AG, Devi VM, Furtenbacher T, Harrison JJ, Hartmann JM, Jolly A, Johnson TJ, Karman T, Kleiner I, Kyuberis AA, Loos J, Lyulin OM, Massie ST, Mikhailenko SN, Moazzen-Ahmadi N, Müller HSP, Naumenko OV, Nikitin AV, Polyansky OL, Rey M, Rotger M, Sharpe SW, Sung K, Starikova E, Tashkun SA, Auwera JVe, Wagner G, Wilzewski J, Wcislo P, Yu S, Zak EJ (2017) The HITRAN2016 molecular spectroscopic database. *Journal of Quantitative Spectroscopy and Radiative Transfer* 203:3–69, DOI 10.1016/j.jqsrt.2017.06.038
- Harrington J (2016) Atmospheric Retrievals from Exoplanet Observations and Simulations with BART. NASA Proposal id.16-XPR16-10
- Hoeijmakers HJ, Ehrenreich D, Heng K, Kitzmann D, Grimm SL, Allart R, Deitrick R, Wyttenbach A, Oreshenko M, Pino L (2018) Atomic iron and titanium in the atmosphere of the exoplanet KELT-9b. *Nature* 560(7719):453–

- 455, DOI 10.1038/s41586-018-0401-y, 1808.05653
- Huang X, Schwenke DW, Freedman RS, Lee TJ (2017) Ames-2016 line lists for 13 isotopologues of CO₂: Updates, consistency, and remaining issues. *Journal of Quantitative Spectroscopy and Radiative Transfer* 203:224–241, DOI <https://doi.org/10.1016/j.jqsrt.2017.04.026>, URL <http://www.sciencedirect.com/science/article/pii/S0022407317300547>, hI-TRAN2016 Special Issue
- Irwin PGJ, Teanby NA, de Kok R, Fletcher LN, Howett CJA, Tsang CCC, Wilson CF, Calcutt SB, Nixon CA, Parrish PD (2008) The NEMESIS planetary atmosphere radiative transfer and retrieval tool. *JQSRT* 109:1136–1150, DOI 10.1016/j.jqsrt.2007.11.006
- Karman T, Gordon IE, van der Avoird A, Baranov YI, Boulet C, Drouin BJ, Groenenboom GC, Gustafsson M, Hartmann JM, Kurucz RL, Rothman LS, Sun K, Sung K, Thalman R, Tran H, Wishnow EH, Wordsworth R, Vigasin AA, Volkamer R, van der Zande WJ (2019) Update of the HITRAN collision-induced absorption section. *Icarus* 328:160–175, DOI 10.1016/j.icarus.2019.02.034
- Kitzmann D, Heng K, Oreshenko M, Grimm SL, Apai D, Bowler BP, Burgasser AJ, Marley MS (2019) Helios-r.2 – A new Bayesian, open-source retrieval model for brown dwarfs and exoplanet atmospheres. arXiv e-prints arXiv:1910.01070, 1910.01070
- Krissansen-Totton J, Garland R, Irwin P, Catling DC (2018) Detectability of Biosignatures in Anoxic Atmospheres with the James Webb Space Telescope: A TRAPPIST-1e Case Study. *The Astronomical Journal* 156:114, DOI 10.3847/1538-3881/aad564, 1808.08377
- Kurucz RL (1970) Atlas: a Computer Program for Calculating Model Stellar Atmospheres. SAO Special Report 309
- Lacis AA, Oinas V (1991) A description of the correlated-k distribution method for modelling nongray gaseous absorption, thermal emission, and multiple scattering in vertically inhomogeneous atmospheres. *J Geophys Res* 96:9027–9064, DOI 10.1029/90JD01945
- Lavie B, Mendonça JM, Mordasini C, Malik M, Bonnefoy M, Demory BO, Oreshenko M, Grimm SL, Ehrenreich D, Heng K (2017) HELIOS-RETRIEVAL: An Open-source, Nested Sampling Atmospheric Retrieval Code; Application to the HR 8799 Exoplanets and Inferred Constraints for Planet Formation. *The Astronomical Journal* 154:91, DOI 10.3847/1538-3881/aa7ed8, 1610.03216
- Lecavelier Des Etangs A, Pont F, Vidal-Madjar A, Sing D (2008) Rayleigh scattering in the transit spectrum of HD 189733b. *Astronomy & Astrophysics* 481:L83–L86, DOI 10.1051/0004-6361:200809388, 0802.3228
- Lee JM, Fletcher LN, Irwin PGJ (2012) Optimal estimation retrievals of the atmospheric structure and composition of HD 189733b from secondary eclipse spectroscopy. *Monthly Notices of the Royal Astronomical Society* 420:170–182, DOI 10.1111/j.1365-2966.2011.20013.x, 1110.2934
- Li G, Gordon IE, Rothman LS, Tan Y, Hu SM, Kassi S, Campargue A, Medvedev ES (2015) Rovibrational Line Lists for Nine Isotopologues of the

- CO Molecule in the X $^1\Sigma^+$ Ground Electronic State. *The Astrophysical Journal Supplement Series* 216:15, DOI 10.1088/0067-0049/216/1/15
- Line MR, Parmentier V (2016) The Influence of Nonuniform Cloud Cover on Transit Transmission Spectra. *The Astrophysical Journal* 820:78, DOI 10.3847/0004-637X/820/1/78, 1511.09443
- Line MR, Wolf AS, Zhang X, Knutson H, Kammer JA, Ellison E, Deroo P, Crisp D, Yung YL (2013) A Systematic Retrieval Analysis of Secondary Eclipse Spectra. I. A Comparison of Atmospheric Retrieval Techniques. *ApJ* 775:137, DOI 10.1088/0004-637X/775/2/137, 1304.5561
- MacDonald RJ, Madhusudhan N (2017) HD 209458b in new light: evidence of nitrogen chemistry, patchy clouds and sub-solar water. *Monthly Notices of the Royal Astronomical Society* 469(2):1979–1996, DOI 10.1093/mnras/stx804, 1701.01113
- MacDonald RJ, Goyal JM, Lewis NK (2020) Why Is it So Cold in Here? Explaining the Cold Temperatures Retrieved from Transmission Spectra of Exoplanet Atmospheres. *The Astrophysical Journal Letters* 893(2):L43, DOI 10.3847/2041-8213/ab8238, 2003.11548
- Madhusudhan N, Seager S (2009) A Temperature and Abundance Retrieval Method for Exoplanet Atmospheres. *ApJ* 707:24–39, DOI 10.1088/0004-637X/707/1/24, 0910.1347
- Mai C, Line MR (2019) Exploring Exoplanet Cloud Assumptions in JWST Transmission Spectra. *The Astrophysical Journal* 883(2):144, DOI 10.3847/1538-4357/ab3e6d, 1908.10904
- McKemmish LK, Masseron T, Hoeijmakers HJ, Pérez-Mesa V, Grimm SL, Yurchenko SN, Tennyson J (2019) ExoMol molecular line lists – XXXIII. The spectrum of Titanium Oxide. *Monthly Notices of the Royal Astronomical Society* 488(2):2836–2854
- Min M, Hovenier JW, de Koter A (2005) Modeling optical properties of cosmic dust grains using a distribution of hollow spheres. *Astronomy & Astrophysics* 432(3):909–920, DOI 10.1051/0004-6361:20041920, astro-ph/0503068
- Min M, Ormel CW, Chubb K, Helling C, Kawashima Y (2020) The ARCIS framework for Exoplanet Atmospheres: Modelling Philosophy and Retrieval. *arXiv e-prints* arXiv:2006.12821, 2006.12821
- Mollière P, Stolker T, Lacour S, Otten GPPL, Shanguan J, Charnay B, Molyarova T, Nowak M, Henning T, Marleau GD, Semenov DA, van Dishoeck E, Eisenhauer F, Garcia P, Garcia Lopez R, Girard JH, Greenbaum AZ, Hinkley S, Kervella P, Kreidberg L, Maire AL, Nasedkin E, Pueyo L, Snellen IAG, Vigan A, Wang J, de Zeeuw PT, Zurlo A (2020) Retrieving scattering clouds and disequilibrium chemistry in the atmosphere of HR 8799e. *Astronomy & Astrophysics* 640:A131, DOI 10.1051/0004-6361/202038325, 2006.09394
- Mollière P, Wardenier JP, van Boekel R, Henning T, Molaverdikhani K, Snellen IAG (2019) petitrans. *Astronomy & Astrophysics* 627:A67, DOI 10.1051/0004-6361/201935470, URL <http://dx.doi.org/10.1051/0004-6361/201935470>

- Mugnai LV, Pascale E, Edwards B, Papageorgiou A, Sarkar S (2020) Ariel-Rad: the Ariel radiometric model. *Experimental Astronomy* 50(2-3):303–328, DOI 10.1007/s10686-020-09676-7, 2009.07824
- Ormel CW, Min M (2019a) ARCiS framework for exoplanet atmospheres. The cloud transport model. *Astronomy & Astrophysics* 622:A121, DOI 10.1051/0004-6361/201833678, 1812.05053
- Ormel CW, Min M (2019b) ARCiS framework for exoplanet atmospheres. The cloud transport model. *Astronomy & Astrophysics* 622:A121, DOI 10.1051/0004-6361/201833678, 1812.05053
- Pascale E, Bezawada N, Barstow J, Beaulieu JP, Bowles N, Coudé du Foresto V, Coustenis A, Decin L, Drossart P, Eccleston P, Encrenaz T, Forget F, Griffin M, Güdel M, Hartogh P, Heske A, Lagage PO, Leconte J, Malaguti P, Micela G, Middleton K, Min M, Moneti A, Morales JC, Mugnai L, Olivier M, Pace E, Papageorgiou A, Pilbratt G, Puig L, Rataj M, Ray T, Ribas I, Rocchetto M, Sarkar S, Selsis F, Taylor W, Tennyson J, Tinetti G, Turrini D, Vandenbussche B, Venot O, Waldmann IP, Wolkenberg P, Wright G, Zapatero Osorio MR, Zingales T (2018) The ARIEL space mission. In: *Proceedings of SPIE, Society of Photo-Optical Instrumentation Engineers (SPIE) Conference Series*, vol 10698, p 106980H, DOI 10.1117/12.2311838
- Pinhas A, Madhusudhan N, Gandhi S, MacDonald R (2019) H₂O abundances and cloud properties in ten hot giant exoplanets. *Monthly Notices of the Royal Astronomical Society* 482:1485–1498, DOI 10.1093/mnras/sty2544, 1811.00011
- Pluriel W, Zingales T, Leconte J, Parmentier V (2020) Strong biases in retrieved atmospheric composition caused by day–night chemical heterogeneities. *Astronomy & Astrophysics* 636:A66, DOI 10.1051/0004-6361/202037678, URL <http://dx.doi.org/10.1051/0004-6361/202037678>
- Polyansky OL, Kyuberis AA, Zobov NF, Tennyson J, Yurchenko SN, Lodi L (2018) ExoMol molecular line lists XXX: a complete high-accuracy line list for water. *Monthly Notices of the Royal Astronomical Society* 480(2):2597–2608, DOI 10.1093/mnras/sty1877, 1807.04529
- Rothman LS, Gordon IE (2014) Status of the HITRAN and HITEMP databases. In: *13th International HITRAN Conference*, p 49, DOI 10.5281/zenodo.11207
- Rothman LS, Gordon IE, Barber RJ, Dothe H, Gamache RR, Goldman A, Perevalov VI, Tashkun SA, Tennyson J (2010) HITEMP, the high-temperature molecular spectroscopic database. *Journal of Quantitative Spectroscopy and Radiative Transfer* 111:2139–2150, DOI 10.1016/j.jqsrt.2010.05.001
- Rothman LS, Gordon IE, Babikov Y, Barbe A, Chris Benner D, Bernath PF, Birk M, Bizzocchi L, Boudon V, Brown LR, Campargue A, Chance K, Cohen EA, Coudert LH, Devi VM, Drouin BJ, Fayt A, Flaud JM, Gamache RR, Harrison JJ, Hartmann JM, Hill C, Hodges JT, Jacquemart D, Jolly A, Lamouroux J, Le Roy RJ, Li G, Long DA, Lyulin OM, Mackie CJ, Massie ST, Mikhailenko S, Müller HSP, Naumenko OV, Nikitin AV, Orphal J, Perevalov V, Perrin A, Polovtseva ER, Richard C, Smith MAH, Starikova E, Sung K,

- Tashkun S, Tennyson J, Toon GC, Tyuterev VG, Wagner G (2013) The HITRAN2012 molecular spectroscopic database. *Journal of Quantitative Spectroscopy and Radiative Transfer* 130:4–50, DOI 10.1016/j.jqsrt.2013.07.002
- Ryabchikova T, Piskunov N, Kurucz RL, Stempels HC, Heiter U, Pakhomov Y, Barklem PS (2015) A major upgrade of the VALD database. *Physica Scripta* 90(5):054005, DOI 10.1088/0031-8949/90/5/054005
- Sing DK, Fortney JJ, Nikolov N, Wakeford HR, Kataria T, Evans TM, Aigrain S, Ballester GE, Burrows AS, Deming D, Désert JM, Gibson NP, Henry GW, Huitson CM, Knutson HA, Lecavelier Des Etangs A, Pont F, Showman AP, Vidal-Madjar A, Williamson MH, Wilson PA (2016) A continuum from clear to cloudy hot-Jupiter exoplanets without primordial water depletion. *Nature* 529:59–62, DOI 10.1038/nature16068, 1512.04341
- Skaif N, Bieger MF, Edwards B, Changeat Q, Morvan M, Kiefer F, Blain D, Zingales T, Poveda M, Al-Refaie A, Baeyens R, Gressier A, Guilluy G, Jaziri AY, Modirrousta-Galian D, Mugnai LV, Pluriel W, Whiteford N, Wright S, Yip KH, Charnay B, Leconte J, Drossart P, Tsiaras A, Venot O, Waldmann I, Beaulieu JP (2020) Ares ii: Characterising the hot jupiters wasp-127 b, wasp-79 b and wasp-62 b with hst. 2005.09615
- Stevenson KB, Désert JM, Line MR, Bean JL, Fortney JJ, Showman AP, Kataria T, Kreidberg L, McCullough PR, Henry GW, Charbonneau D, Burrows A, Seager S, Madhusudhan N, Williamson MH, Homeier D (2014) Thermal structure of an exoplanet atmosphere from phase-resolved emission spectroscopy. *Science* 346:838–841, DOI 10.1126/science.1256758, 1410.2241
- Tennyson J, Yurchenko S (2018) The ExoMol Atlas of Molecular Opacities. *Atoms* 6(2):26, DOI 10.3390/atoms6020026, 1805.03711
- Tennyson J, Yurchenko SN, Al-Refaie AF, Barton EJ, Chubb KL, Coles PA, Diamantopoulou S, Gorman MN, Hill C, Lam AZ, Lodi L, McKemmish LK, Na Y, Owens A, Polyansky OL, Rivlin T, Sousa-Silva C, Underwood DS, Yachmenev A, Zak E (2016) The ExoMol database: Molecular line lists for exoplanet and other hot atmospheres. *Journal of Molecular Spectroscopy* 327:73–94, DOI 10.1016/j.jms.2016.05.002, 1603.05890
- Tinetti G, Drossart P, Eccleston P, Hartogh P, Heske A, Leconte J, Micela G, Ollivier M, Pilbratt G, Puig L, Turrini D, Vand enbussche B, Wolkenberg P, Pascale E, Beaulieu JP, Güdel M, Min M, Rataj M, Ray T, Ribas I, Barstow J, Bowles N, Coustenis A, Coudé du Foresto V, Decin L, Encrenaz T, Forget F, Friswell M, Griffin M, Lagage PO, Malaguti P, Moneti A, Morales JC, Pace E, Rocchetto M, Sarkar S, Selsis F, Taylor W, Tennyson J, Venot O, Waldmann IP, Wright G, Zingales T, Zapatero-Osorio MR (2016) The science of ARIEL (Atmospheric Remote-sensing Infrared Exoplanet Large-survey). In: *Proceedings of SPIE, Society of Photo-Optical Instrumentation Engineers (SPIE) Conference Series*, vol 9904, p 99041X, DOI 10.1117/12.2232370
- Tinetti G, Drossart P, Eccleston P, Hartogh P, Heske A, Leconte J, Micela G, Ollivier M, Pilbratt G, Puig L, Turrini D, Vand enbussche B, Wolkenberg P, Beaulieu JP, Buchave LA, Feras M, Griffin M, Guedel M, Justtanont K, La-

- gage PO, Machado P, Malaguti G, Min M, Nørgaard-Nielsen HU, Rataj M, Ray T, Ribas I, Swain M, Szabo R, Werner S, Barstow J, Burleigh M, Cho J, du Foresto VC, Coustenis A, Decin L, Encrenaz T, Galand M, Gillon M, Helled R, Morales JC, Muñoz AG, Moneti A, Pagano I, Pascale E, Piccioni G, Pinfield D, Sarkar S, Selsis F, Tennyson J, Triaud A, Venot O, Waldmann I, Waltham D, Wright G, Amiaux J, Auguères JL, Berthé M, Bezawada N, Bishop G, Bowles N, Coffey D, Colomé J, Crook M, Crouzet PE, Da Peppo V, Sanz IE, Focardi M, Frericks M, Hunt T, Kohley R, Middleton K, Morgante G, Ottensamer R, Pace E, Pearson C, Stamper R, Symonds K, Rengel M, Renotte E, Ade P, Affer L, Alard C, Allard N, Altieri F, André Y, Arena C, Argyriou I, Aylward A, Baccani C, Bakos G, Banaszekiewicz M, Barlow M, Batista V, Bellucci G, Benatti S, Bernardi P, Bézard B, Blecka M, Bolmont E, Bonfond B, Bonito R, Bonomo AS, Brucato JR, Brun AS, Bryson I, Bujwan W, Casewell S, Charnay B, Pestellini CC, Chen G, Ciaravella A, Claudi R, Clédassou R, Damasso M, Damiano M, Danielski C, Deroo P, Di Giorgio AM, Dominik C, Doublier V, Doyle S, Doyon R, Drummond B, Duong B, Eales S, Edwards B, Farina M, Flaccomio E, Fletcher L, Forget F, Fossey S, Fränz M, Fujii Y, García-Piquer Á, Gear W, Geoffray H, Gérard JC, Gesa L, Gomez H, Graczyk R, Griffith C, Grodent D, Guarcello MG, Gustin J, Hamano K, Hargrave P, Hello Y, Heng K, Herrero E, Hornstrup A, Hubert B, Ida S, Ikoma M, Iro N, Irwin P, Jarchow C, Jaubert J, Jones H, Julien Q, Kameda S, Kerschbaum F, Kervella P, Koskinen T, Krijger M, Krupp N, Lafarga M, Landini F, Lellouch E, Leto G, Luntzer A, Rank-Lüftinger T, Maggio A, Maldonado J, Maillard JP, Mall U, Marquette JB, Mathis S, Maxted P, Matsuo T, Medvedev A, Miguel Y, Minier V, Morello G, Mura A, Narita N, Nascimbeni V, Nguyen Tong N, Noce V, Oliva F, Palle E, Palmer P, Pancrazzi M, Papageorgiou A, Parmentier V, Perger M, Petralia A, Pezzuto S, Pierrehumbert R, Pillitteri I, Piotto G, Pisano G, Prisinzano L, Radioti A, Réess JM, Rezac L, Rocchetto M, Rosich A, Sanna N, Santerne A, Savini G, Scandariato G, Sicardy B, Sierra C, Sindoni G, Skup K, Snellen I, Sobiecki M, Soret L, Sozzetti A, Stiepen A, Strugarek A, Taylor J, Taylor W, Terenzi L, Tessenyi M, Tsiaras A, Tucker C, Valencia D, Vasisht G, Vazan A, Vilardell F, Vinatier S, Viti S, Waters R, Wawer P, Wawrzaszek A, Whitworth A, Yung YL, Yurchenko SN, Osorio MRZ, Zellem R, Zingales T, Zwart F (2018) A chemical survey of exoplanets with ARIEL. *Experimental Astronomy* 46(1):135–209, DOI 10.1007/s10686-018-9598-x
- Toon OB, Ackerman TP (1981) Algorithms for the calculation of scattering by stratified spheres. *Applied Optics* 20(20):3657–3660, DOI 10.1364/AO.20.003657
- Tsang CCC, Wilson CF, Barstow JK, Irwin PGJ, Taylor FW, McGouldrick K, Piccioni G, Drossart P, Svedhem H (2010) Correlations between cloud thickness and sub-cloud water abundance on Venus. *Geophysical Research Letters* 37(2):L02202, DOI 10.1029/2009GL041770
- Tsiaras A, Waldmann IP, Zingales T, Rocchetto M, Morello G, Damiano M, Karpouzas K, Tinetti G, McKemmish LK, Tennyson J, Yurchenko SN (2018) A Population Study of Gaseous Exoplanets. *The Astronomical Jour-*

- nal155:156, DOI 10.3847/1538-3881/aaaf75, 1704.05413
- Tsiaras A, Waldmann IP, Tinetti G, Tennyson J, Yurchenko SN (2019) Water vapour in the atmosphere of the habitable-zone eight-Earth-mass planet K2-18 b. *Nature Astronomy* 3:1086–1091, DOI 10.1038/s41550-019-0878-9, 1909.05218
- Venot O, Hébrard E, Agúndez M, Dobrijevic M, Selsis F, Hersant F, Iro N, Bounaceur R (2012) A chemical model for the atmosphere of hot Jupiters. *Astronomy & Astrophysics* 546:A43, DOI 10.1051/0004-6361/201219310, 1208.0560
- Waldmann IP, Rocchetto M, Tinetti G, Barton EJ, Yurchenko SN, Tennyson J (2015a) Tau-REx II: Retrieval of Emission Spectra. *The Astrophysical Journal* 813(1):13, DOI 10.1088/0004-637X/813/1/13, 1508.07591
- Waldmann IP, Tinetti G, Rocchetto M, Barton EJ, Yurchenko SN, Tennyson J (2015b) Tau-REx I: A Next Generation Retrieval Code for Exoplanetary Atmospheres. *The Astrophysical Journal* 802:107, DOI 10.1088/0004-637X/802/2/107, 1409.2312
- Yurchenko SN, Amundsen DS, Tennyson J, Waldmann IP (2017) A hybrid line list for CH₄ and hot methane continuum. *Astronomy & Astrophysics* 605:A95, DOI 10.1051/0004-6361/201731026, 1706.05724
- Zhang M, Chachan Y, Kempton EMR, Knutson HA (2019) Forward Modeling and Retrievals with PLATON, a Fast Open-source Tool. *Publications of the Astronomical Society of the Pacific* 131(997):034501, DOI 10.1088/1538-3873/aaf5ad, 1811.11761