

Comparing Eigenvector and Degree Dispersion with the Principal Ratio of a Graph

Gregory J. Clark

Saïd Business School
University of Oxford

Abstract

The principal ratio of a graph is the ratio of the greatest and least entry of its principal eigenvector. Since the principal ratio compares the extreme values of the principal eigenvector it is sensitive to outliers. This can be problematic for graphs (networks) drawn from empirical data. To account for this we consider the dispersion of the principal eigenvector (and degree vector). More precisely, we consider the coefficient of variation of the aforementioned vectors, that is, the ratio of the vector's standard deviation and mean. We show how both of these statistics are bounded above by the same function of the principal ratio. Further this bound is sharp for regular graphs. The goal of this paper is to show that the coefficient of variation of the principal eigenvector (and degree vector) can converge or diverge to the principal ratio in the limit. In doing so we find an example of a graph family (the complete split graph) whose principal ratio converges to the golden ratio. We conclude with conjectures concerning extremal graphs of the aforementioned statistics and interesting properties of the complete split graph.

1 Introduction

There are several measures of graph irregularity which are used to determine how 'close' a given graph is to being regular. One such measure, the *principal ratio*, is the ratio of the greatest and least entry of the principal eigenvector of a graph G . Throughout we assume that graphs are connected, simple, and undirected. We reserve (λ, x) to denote the principal eigenpair of the adjacency matrix of G . The principal ratio, then, is denoted $\gamma(G) = x_{\max}/x_{\min}$. A limitation of this statistic is its sensitivity to the position (and to an extent the degree) of individual vertices in the graph. For example, its applicability to empirical networks where the principal eigenvector is highly dispersed (e.g., scale-free networks [4, 6, 18]). This motivates the study of the underlying vector's dispersion.

Given a vector $x \in \mathbb{R}_+^n$ let μ denote its mean and σ its standard deviation. The coefficient of variation of x is the ratio σ/μ . For convenience we will consider the

square of the coefficient of variation which we denote

$$c_x := \left(\frac{\sigma}{\mu} \right)^2.$$

The coefficient of variation and its square appear frequently across multiple disciplines: economic inequality [1], reliability of measures [21], and efficiency of experimental designs [13]. Interestingly, the inverse of the coefficient of variation, μ/σ , is the signal-to-noise ratio (SNR). The SNR is used informally to measure the ratio of useful to irrelevant information in a conversation [12]. It has further found use in information theory [20], optics [19], internet topology [16], medical imaging [8], and nuclear engineering [15].

Studying the distribution of vectors associated to graphs is not new. Notably the variance of the degree vector was an early irregularity measure [3]. As such, we consider the coefficient of variation of the degree vector in addition to the principal eigenvector. We reserve d to denote the degree vector of a graph G . We denote the square of the coefficient of variation of the principal eigenvector as c_e and the degree vector as c_d . Studying the distribution of these two vectors in tandem will further aid in motivating their use in practice. As we will see there are instances where c_e and c_d diverge.

The goal of this paper is to determine how much the principal ratio and the coefficient of variation of the principal eigenvector (and degree vector) can differ. We begin by showing that c_d and c_e are both bounded above by the same function of principal ratio (namely, $\gamma^2 - 1$). We then consider various graph families and compute the limit of the aforementioned statistics of said graphs. In particular, we present graph families for which the limit is 0, non-zero, or diverges to infinity. We summarize our results in Table 1 and note that all six cases for the limit of the principal ratio and the coefficient of variation (for the principal eigenvector or degree vector, respectively) are achieved. We provide conjectures for which graphs are extremal for the greatest eigenvector and degree dispersion. In doing so we introduce a statistic

$$\Gamma(G) = \frac{c_d(G) - c_e(G)}{\gamma^2(G)}$$

and provide a conjecture for which graph achieves the lower bound. We show that the limit of the principal ratio of the complete split graph ratio tends to φ , the golden ratio. We conclude by showing that the complete spit graph also has an interesting empirical property: its local and global clustering diverge. This is (to the best of our knowledge) the third such example of a graph family to do so.

2 Background

Throughout we assume that graphs are connected, simple, and undirected. We consider the distribution of a vector so that the indices are often irrelevant. To better

Table 1: The limit of $\gamma^2 - 1$, c_e , and c_d for various graph families including the complete graph with an edge removed; a particular complete tripartite graph, a complete split graph (i.e., $S(n, m) = K_{n+m} - K_m$); the complete graph with a pendant edge, a kite whose head is an r -regular graph; the star; and the Cartesian product of a graph with itself.

G_n	$\lim \gamma^2 - 1$	$\lim c_e$	$\lim c_d$
$K_n - K_2$	0	0	0
$K_{1,n,n}$	3	0	0
$S(n, kn)$	$\left(\frac{\sqrt{4k+1}+1}{2}\right)^2 - 1$	$\frac{k\left(\frac{\sqrt{4k+1}-1}{k}-2\right)^2}{(\sqrt{4k+1}+1)^2}$	$\frac{k^3}{(2k+1)^2}$
P_2K_{n-1}	∞	0	0
$P_nG_n^r$	∞	—	$\left(\frac{r-2}{r+2}\right)^2$
$K_{1,n}$	∞	1	∞
$G^{\square n}$	∞	∞	0

facilitate the discussion we will abuse notation and write

$$x = ((x_i, m_i))_{i \geq 1} \text{ for } x \in \mathbb{R}^n$$

to mean that x_i occurs multiplicity m_i in x . Let μ and σ denote the mean and standard deviation of x , then the *square of the coefficient of variation* is $c_x = (\sigma/\mu)^2$. With a slight abuse of notation we write $c_e(G)$ and $c_d(G)$ to be the square of the coefficient of variation for the principal eigenvector and degree vector of G , respectively. When the context is clear we will simply write c_e (respectively, c_d).

In some cases we consider the difference of two graphs. Let $H \subseteq G$ be two graphs on the same vertex set. We write $G - H$ to be the graph formed by removing the edges of H from G . That is $E(G - H) = \{e \in G : e \notin H\}$ and $V(G - H) = V(G)$.

We begin with the following fact about the coefficient of variation of a positive vector.

Lemma 1 *Let $x \in \mathbb{R}_+^n$ then*

$$c_x = n \frac{\|x\|_2^2}{\|x\|_1^2} - 1. \tag{1}$$

Moreover,

$$c_x \leq \left(\frac{x_{\max}}{x_{\min}}\right)^2 - 1.$$

Proof: Let X to be the random variable which takes on x_i with probability $1/n$. Intuitively, X draws a coordinate-value of x uniformly at random. We have

$$\mathbb{E}[X] = \frac{\|x\|_1}{n} \text{ and } \mathbb{E}[X^2] = \frac{\|x\|_2^2}{n}$$

so that

$$\|x\|_1^2 = n^2 \mathbb{E}[X]^2 \text{ and } \|x\|_2^2 = n \mathbb{E}[X^2].$$

It follows that

$$\frac{\|x\|_2^2}{\|x\|_1^2} = \frac{\mathbb{E}[X^2]}{n\mathbb{E}[X]^2}.$$

Whence $\text{Var}(x) = \mathbb{E}[X^2] - \mathbb{E}[X]^2$ we have

$$\frac{\|x\|_2^2}{\|x\|_1^2} = \frac{\text{Var}(X) + \mathbb{E}[X]^2}{n\mathbb{E}[X]^2}.$$

Indeed

$$n \left(\frac{\|x\|_2^2}{\|x\|_1^2} \right) - 1 = \frac{\text{Var}(X) + \mathbb{E}[X]^2}{\mathbb{E}[X]^2} - 1 = \frac{\text{Var}(X)}{\mathbb{E}[X]^2} = c_v(x).$$

Now assume that $\|x\|_2^2 = 1$. By an averaging argument we have that $x_{\max} \geq n^{-1/2}$ so that

$$\|x\|_1^2 \geq n^2 x_{\min}^2 = x_{\max}^2 n^2 \left(\frac{x_{\min}}{x_{\max}} \right)^2 \geq n \left(\frac{x_{\min}}{x_{\max}} \right)^2.$$

The desired inequality follows by substitution into Equation 1. ■

This immediately implies the following.

Lemma 2 $c_e(G) \leq \gamma^2(G) - 1$.

Consider $c_d(G)$ and note that Lemma 1 yields $c_d \leq (\Delta/\delta)^2 - 1$. Since $c_d(G)$ is a function of the degree vector and $\gamma(G)$ is a function of the principal eigenvector it is natural to think that they are incomparable, *a priori*. Surprisingly $c_d(G)$ is similarly bounded above and the bound is sharp for regular graphs.

Lemma 3 $c_d(G) \leq \gamma^2(G) - 1$.

Proof: We have

$$\|d\|_1^2 = (2|E|)^2 \text{ and } \|d\|_2^2 = \sum_{uv \in E(G)} \deg(u) + \deg(v) \leq 2|E|\Delta$$

so that by Equation 1,

$$c_d \leq n \left(\frac{2|E|\Delta}{4|E|^2} \right) - 1 = \frac{n\Delta}{2|E|} - 1 = \frac{\Delta}{\bar{d}} - 1 \leq \frac{\Delta}{\delta} - 1.$$

From [7, 30] we have $\sqrt{\Delta/\delta} \leq \gamma$ yielding $c_d \leq \gamma^2 - 1$ as desired. ■

The coefficient of variation is invariant under normalization. When considering c_e it can be useful to specify a given normalization. In some cases we will assume that $\|x\|_2^2 = 1$ or we will assume x_{\max} (vis-a-vis x_{\min}) is 1.

We have further shown the following.

Lemma 4 $c_e \leq \frac{n}{\lambda+1} - 1$.

Proof: Let (λ, x) be the principal eigenpair of G so that $\|x\|_2^2 = 1$. Appealing to the Rayleigh quotient definition of the principal eigenvector we have

$$\lambda = 2 \sum_{uv \in E} x_u x_v.$$

Note that

$$\|x\|_1^2 = \sum_{u,v \in V} x_u x_v \geq \left(2 \sum_{uv \in E} x_u x_v \right) + \sum_{u \in V} x_u^2 = \lambda + 1.$$

By Equation 1 we have

$$c_e(G) = n \frac{\|x\|_2^2}{\|x\|_1^2} - 1 \leq \frac{n}{\lambda + 1} - 1.$$

■

The following was a desideratum of Lemma 3.

Lemma 5 $c_d(G) \leq (\Delta/\bar{d}) - 1$ where \bar{d} is the average degree.

3 Dispersion of Various Graph Families

We now consider the graph families listed in Table 1 in descending order.

3.1 The complete graph with an edge removed

In this section we consider $K_n - K_2$, the complete graph with an edge removed.

Theorem 6 Let $G_n = K_n - \{1, 2\}$ with $n > 2$. Then

$$\lim_{n \rightarrow \infty} \gamma(G_n) = 0, \quad \lim_{n \rightarrow \infty} c_e(G_n) = 0, \quad \text{and} \quad \lim_{n \rightarrow \infty} c_d(G_n) = 0.$$

Proof: Let $G_n = K_n - \{1, 2\}$ with $n > 2$ and let (λ, x) be its principal eigenpair.

By symmetry we have $a := x_1, x_2$ and $b := x_i$ for $i > 2$ so that the eigenequations satisfy

$$\begin{aligned} \lambda a &= (n-3)a + 2b \\ \lambda b &= (n-2)a. \end{aligned}$$

Setting $b = 1$ yields

$$(n-2)a^2 - (n-3)a - 2 = 0$$

so that

$$a = \frac{(n-3) + \sqrt{n^2 + 2n - 7}}{2(n-2)}.$$

Note that

$$x = \left(\left(\frac{(n-3) + \sqrt{n^2 + 2n - 7}}{2(n-2)}, 2 \right), (1, n-2) \right)$$

We have that

$$\lim_n \gamma(K_n - K_2) = \lim_n a = 1.$$

As $\lambda = (n - 2)a$ we appeal to Lemma 4 to conclude

$$\lim_{n \rightarrow \infty} c_e \leq \lim_{n \rightarrow \infty} \frac{n}{\lambda + 1} - 1 = \lim_{n \rightarrow \infty} \frac{n}{n} - 1 = 0.$$

Finally, whence $\Delta = n - 1$ and $\delta = n - 2$ we have from Lemma 5

$$\lim_{n \rightarrow \infty} c_d \leq \lim_{n \rightarrow \infty} \frac{\Delta}{\delta} - 1 = \lim_{n \rightarrow \infty} \frac{n - 1}{n - 2} - 1 = 0.$$

■

3.2 The complete tripartite graph

Let $K_{a,b,c}$ be the complete tripartite graph with clouds of size a, b, c .

Theorem 7 *We have*

$$\lim \gamma(K_{1,n,n}) = 2, \lim c_e(K_{1,n,n}) = 0, \text{ and } \lim c_d(K_{1,n,n}) = 0.$$

Proof: Consider $K_{1,n,n}$ and let (λ, x) be its principal eigenpair. By symmetry we have that $a := x_1$ and $b := x_i$ for $i > 1$ so that

$$x = ((a, 1), (b, 2n)).$$

Thus the eigenequations of $K_{1,n,n}$ are

$$\begin{aligned} \lambda a &= 2nb \\ \lambda b &= 1 + nb. \end{aligned}$$

Setting $a = 1$ and solving for b yields

$$b = \frac{n + \sqrt{n^2 + 8n}}{4n}$$

so that

$$x = \left((1, 1), \left(\frac{n + \sqrt{n^2 + 8n}}{4n}, 2n \right) \right)$$

We have

$$\lim_{n \rightarrow \infty} \gamma(K_{1,n,n}) = \lim_{n \rightarrow \infty} \frac{4n}{n + \sqrt{n^2 + 8n}} = 2.$$

We further have

$$\|x\|_2^2 = 1 + 2nb^2 \text{ and } \|x\|_1^2 = (1 + 2nb)^2$$

which yields

$$\lim_{n \rightarrow \infty} c_e(K_{1,n,n}) = \lim_{n \rightarrow \infty} (2n + 1) \frac{\|x\|_2^2}{\|x\|_1^2} - 1 = 2n \left(\frac{n/2}{n^2} \right) - 1 = 0.$$

Moreover,

$$d = ((2n, 1), (n + 1, 2n))$$

implying

$$\|d\|_2^2 = (2n)^2 + 2n(n + 1)^2, \|d\|_1^2 = (2n + 2n(n + 1))^2.$$

It follows that

$$\lim_{n \rightarrow \infty} c_d(K_{1,n,n}) = \lim_{n \rightarrow \infty} (2n + 1) \frac{\|d\|_2^2}{\|d\|_1^2} - 1 = 2n \left(\frac{2n^3}{4n^4} \right) - 1 = 0.$$

■

3.3 The complete split graph

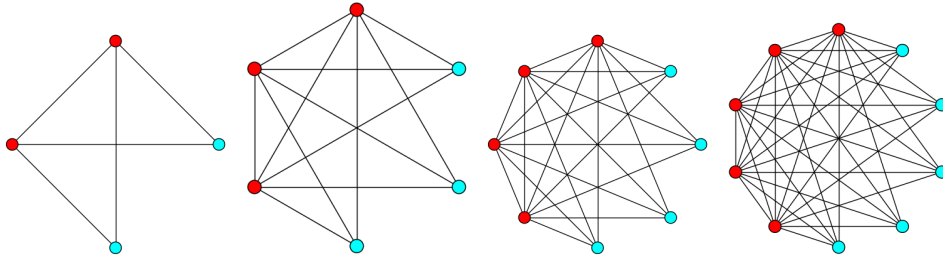


Figure 1: The complete split graph $S(n, n)$ for $2 \leq n \leq 5$.

We define the complete split graph to be a clique on n vertices and an independent set with m vertices, $S(n, m) = K_{n+m} - K_m$ [11, 14, 26]. A drawing of $S(n, n)$ is given in Figure 1. There are several existing graph structures related to $S(n, m)$. Observe that the complete split graph can be seen as the union of a complete bipartite graph and a clique, $S(n, m) = K_{n,m} \cup K_n$ where multiple edges are ignored. Note that $S(1, m) = K_{1,m}$ is the star with m rays and $S(2, m)$ is the *agave graph* as described in [10]. Further $S(n, m)$ can be viewed as the *multicone* of a complete graph joined with isolated vertices (as in [27]) so that $K_n \nabla \overline{K}_m$ where \overline{K}_m is the edgeless graph on m vertices.

Lemma 8 *Let (λ, x) be the principal eigenpair of $S(n, m)$ then*

$$x_v = \begin{cases} 1 & : v \leq n \\ \frac{1-n+\sqrt{(n-1)^2+4nm}}{2m} & : v > n. \end{cases}$$

Furthermore, under this normalization $x_{max} = 1$.

Proof: We have by symmetry that $a = x_v$ for $v \leq n$ and $b = x_v$ for $v > n$. The eigenequations are of the form

$$\begin{aligned} \lambda a &= (n - 1)a + mb \\ \lambda b &= na. \end{aligned}$$

Setting $a = 1$ and substituting the first eigenequation into the second yields

$$mb^2 + (n - 1)b - n = 0.$$

Solving for b gives the desired result.

By straight forward computation we find that

$$\frac{1 - n + \sqrt{(n - 1)^2 + 4nm}}{2m} < 1$$

if and only if $m(m - 1) > 0$. Since $m > 1$ the inequality is always satisfied. ■

Theorem 9 Fix $k \geq 1$,

$$\lim_{n \rightarrow \infty} \gamma(S(n, k \cdot n)) = \frac{\sqrt{4k + 1} + 1}{2}.$$

Proof: From Lemma 8 we have that the principal ratio of $S(n, m)$ is

$$\gamma(S(n, kn)) = \frac{1}{b} = \frac{2kn}{1 - n + \sqrt{(n - 1)^2 + 4kn^2}}.$$

We have then

$$\lim_{n \rightarrow \infty} \gamma(S(n, kn)) = \lim_{n \rightarrow \infty} \frac{2kn}{(\sqrt{4k + 1} - 1)n} = \frac{\sqrt{4k + 1} + 1}{2}.$$

Corollary 10 We have $\lim_{n \rightarrow \infty} \gamma(S(n, n)) = \varphi$ is the golden ratio. ■

Theorem 11 Fix $k \geq 1$,

$$\lim_{n \rightarrow \infty} c_e(S(n, kn)) = \frac{k \left(\frac{\sqrt{4k + 1} - 1}{k} - 2 \right)^2}{(\sqrt{4k + 1} + 1)^2}.$$

Proof: Let (λ, x) be the principal eigenpair of $S(n, m)$ as in Lemma 8. Clearly

$$\mu = \frac{n + mb}{n + m}$$

and

$$\sigma^2 = \frac{(b - 1)^2(nm^2 + n^2m)}{(n + m)^3}.$$

We have then

$$c_e = \frac{\sigma^2}{\mu^2} = \frac{(b - 1)^2(nm^2 + n^2m)}{(n + m)(n + mb)^2}.$$

Setting $m = kn$ yields

$$c_e = \frac{(b - 1)^2k}{(kb + 1)^2}.$$

From the proof of Theorem 9 we have

$$\lim_{n \rightarrow \infty} b = \lim_{n \rightarrow \infty} \gamma(S(n, kn))^{-1} = \frac{2}{\sqrt{4k+1}+1}$$

so that

$$\lim_{n \rightarrow \infty} c_e(S(n, kn)) = \lim_{n \rightarrow \infty} \frac{(b-1)^2 k}{(kb+1)^2} = \frac{k \left(\frac{\sqrt{4k+1}-1}{k} - 2 \right)^2}{(\sqrt{4k+1}+1)^2}.$$

■

Theorem 12 *Fix k then*

$$\lim_{n \rightarrow \infty} c_d(S(n, kn)) = \frac{k^3}{(2k+1)^2}.$$

Proof: Let d be the degree vector of $S(n, m)$ so that

$$d = ((n+m-1, n), (n, m)).$$

We have

$$\mu = \frac{n^2 + 2nm - n}{n+m}$$

and

$$\sigma^2 = \frac{(n(n+m-1-\mu)^2 + m(n-\mu)^2)}{n+m} = \frac{(m-1)^2(nm^2 + n^2m)}{(n+m)^3}.$$

We equate

$$c_d(S(n, m)) = \frac{\sigma^2}{\mu^2} = \frac{(m-1)^2(nm^2 + n^2m)}{(n+m)(n^2 + 2nm - n)^2}$$

substituting $m = kn$ yields

$$c_d(S(n, kn)) = \frac{kn^2(kn-1)^2}{(n^2(2k+1) - n)^2}.$$

It follows that

$$\lim_{n \rightarrow \infty} c_d(S(n, kn)) = \frac{k^3}{(2k+1)^2}.$$

■

3.4 The kite graph

The kite graph (aka lollipop graph) $P_m K_s$ is formed by identifying the last vertex of a path on m vertices with a vertex from the complete graph on s vertices. Examples are given in Figure 2. Kite graphs appear frequently in the literature of the principal ratio [5, 23]. We begin with a bound on the spectral radius of the kite graph and an explicit formula for the principal eigenvector of the kite graph as provided in [7].

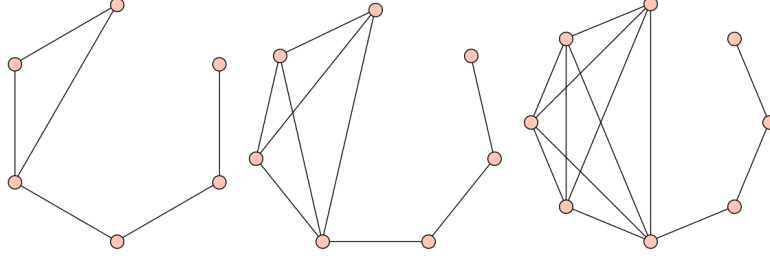


Figure 2: P_4K_3, P_4K_4 and P_4K_5 .

Lemma 13 ([γ]) For $m \geq 2$ and $s \geq 3$,

$$s - 1 + \frac{1}{s(s-1)} < \lambda(P_m \cdot K_s) < s - 1 + \frac{1}{(s-1)^2}.$$

We now show how the entries of the principal eigenvector of $P_m K_s$ can be expressed in terms of the spectral radius.

Lemma 14 ([γ]) Let λ be the greatest eigenvalue of $P_m K_s$ and let x be its principal eigenvector. Let $\sigma = (\lambda + \sqrt{\lambda - 4})/2$ and $\tau = \sigma^{-1}$ then

$$x_k = \frac{\sigma^k - \tau^k}{\sigma - \tau} x_1 \text{ for } 1 \leq k \leq m,$$

and

$$x_k = \frac{1}{s-1} \frac{\sigma^{m+1} - \tau^{m+1}}{\sigma - \tau} x_1 \text{ for } m+1 \leq k \leq n.$$

For simplicity we consider the kite whose path is of length 2 (i.e., K_n with a pendant edge).

Theorem 15 Consider $P_2 K_{n-1}$. We have

$$\lim_{n \rightarrow \infty} \gamma(P_2 K_{n-1}) = \infty, \lim_{n \rightarrow \infty} c_e(P_2 K_{n-1}) = 0, \lim_{n \rightarrow \infty} c_d(P_2 K_{n-1}) = 0.$$

Proof: From Lemma 14 we have

$$\gamma(P_2 K_{n-1}) = \frac{\sigma^2 - \tau^2}{\sigma - \tau} = \sigma + \tau > \sigma.$$

Appealing to Lemma 13 we find $\lambda > n - 2$ so that $\sigma > (n - 2)/2$ hence

$$\lim_{n \rightarrow \infty} \gamma(P_2 K_{n-1}) = \infty.$$

Similarly, we have from Lemma 4 that

$$c_e(P_2 K_{n-1}) \leq \frac{n}{\lambda + 1} - 1 \leq \frac{n}{n - 1} - 1$$

which yields $\lim c_e(P_2K_{n-1}) = 0$. Finally, we have that $\Delta(P_2K_{n-1}) = n - 1$ and

$$\bar{d} = \frac{n - 1 + (n - 2)^2 + 1}{n} = \frac{n^2 - 3n + 4}{n}$$

appealing to Lemma 5

$$\lim c_d(P_2K_{n-1}) \leq \lim \frac{n(n - 1)}{n^2 - 3n + 4} - 1 = 0.$$

■

3.5 A kite whose head is a regular graph

Let G_n^r be an r -regular connected graph on n labeled vertices. Consider the graph $P_m G_n^r$ which is formed from identifying the m -vertex of P_m with the 1-vertex in G_n^r . Two examples are given in Figure 3.

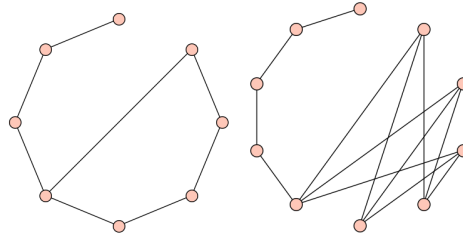


Figure 3: P_4C_5 and $P_5K_{3,3}$.

Theorem 16 *We have*

$$\lim_{n \rightarrow \infty} c_d(P_n G_n^r) = \left(\frac{r - 2}{r + 2} \right)^2.$$

Proof: By construction,

$$d = ((1, 1), (2, n - 2), (r, n - 1), (r + 1, 1))$$

so that

$$\|d\|_2^2 = r^2 n + 4n + 2r - 6 \text{ and } \|d\|_1^2 = r^2 n^2 + 4r n^2 + 4n^2 - 4r n - 8n + 4.$$

We have by Equation 1

$$\begin{aligned} \lim_{n \rightarrow \infty} c_d(P_n G_n^r) &= \lim_{n \rightarrow \infty} \frac{(2n - 1)(r^2 n + 4n + 2r - 6)}{r^2 n^2 + 4r n^2 + 4n^2 - 4r n - 8n + 4} - 1 \\ &= \frac{2(r^2 + 4)}{r^2 + 4r + 4} - 1 = \left(\frac{r - 2}{r + 2} \right)^2. \end{aligned}$$

■

We make use of the following Theorem.

Theorem 17 [7] *Let G be a connected graph of order n with spectral radius $\lambda > 2$ and principal eigenvector x . Let d be the shortest distance from a vertex on which x is maximum to a vertex on which it is minimum. Then*

$$\gamma(G) \leq \frac{\sigma^{d+1} - \tau^{d+1}}{\sigma - \tau}$$

where $\sigma = \frac{1}{2}(\lambda + \sqrt{\lambda^2 - 4})$ and $\tau = \sigma^{-1}$. Equality is attained if and only if G is regular or there is an induced path of length $d > 0$ whose endpoints index x_{\min} and x_{\max} and the degrees of the endpoints are 1 and 3 or more, respectively, while all other vertices of the path have degree 2 in G .

Theorem 18 *Fix $r \geq 4$. Then*

$$\lim_{n \rightarrow \infty} \gamma(P_n G_n^r) = \infty.$$

Proof: Let (λ, x) be the principal eigenpair of $P_n G_n^r$. Since G_n^r is an induced subgraph of $P_n G_n^r$ we have that $\lambda \geq r - 1$. Clearly $x_{\min} = x_1$ and $x_{\max} = x_n$. As $P_n G_n^r$ satisfies the conditions of Theorem 17 we have that

$$\gamma(P_n G_n^r) = \frac{\sigma^{n+1} - \tau^{n+1}}{\sigma - \tau} \geq \sigma^n.$$

Whence $r \geq 4$ we have that $\sigma > 1$ so that

$$\lim_{n \rightarrow \infty} \gamma(P_n G_n^r) = \infty.$$

■

3.6 The star

We now consider the star graph $K_{1,n}$.

Theorem 19 *We have*

$$\lim_{n \rightarrow \infty} \gamma(K_{1,n})^2 - 1 = \infty, \quad \lim_{n \rightarrow \infty} c_e(K_{1,n}) = 1, \quad \text{and} \quad \lim_{n \rightarrow \infty} c_d(K_{1,n}) = \infty.$$

Proof: Let $K_{1,n}$ denote the star with n rays. It is well known that

$$x = ((1, 1), (n^{-1/2}, n)) \quad \text{and} \quad d = ((n, 1), (1, n)).$$

Clearly

$$\lim_{n \rightarrow \infty} \gamma(K_{1,n})^2 - 1 = \lim_{n \rightarrow \infty} n - 1 = \infty.$$

We have that $\|d\|_1^2 = 4n^2$ and $\|d\|_2^2 = n^2 + n$ so that

$$c_d(K_{1,n}) = (n+1) \frac{\|d\|_2^2}{\|d\|_1^2} - 1 = \frac{n^3 + 2n^2 + n}{4n^2} - 1$$

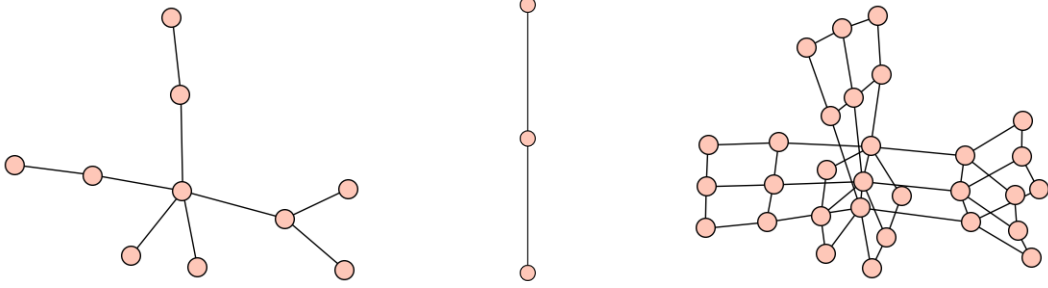


Figure 4: A randomly generated BA(10,1) graph [2], P_3 , and their Cartesian product, respectively.

and $\lim_n c_d(K_{1,n}) = \infty$.

Moreover,

$$\|x\|_1^2 = (1 + n^{-1/2})^2 \text{ and } \|x\|_2^2 = 2.$$

As such

$$c_e(K_{1,n}) = (n+1) \frac{\|x\|_2^2}{\|x\|_1^2} - 1 = \frac{2(n+1)}{(n^{1/2} + 1)^2} - 1$$

so that $\lim_{n \rightarrow \infty} c_e(K_{1,n}) = 1$. ■

3.7 Cartesian powers of a graph

Given two graphs A and B , the Cartesian product $A \square B$ is the graph on $|V(A)||V(B)|$ vertices where $V(A \square B) = \{(a, b) : a \in V(A), b \in V(B)\}$ and (a, b) is incident to (a', b') if and only if $(a, a') \in E(A)$ and $b = b'$ or $(b, b') \in E(B)$ and $a = a'$. An example is given in Figure 4. We begin by presenting a folkloric result.

Lemma 20 *Let (λ, x) and (ρ, y) be the principal eigenvectors of A and B , respectively. Let $z \in \mathbb{R}^{|A||B|}$ where $z = x \otimes y$ that is $z_{ab} = x_a y_b$. Then $(\lambda + \rho, z)$ is the principal eigenpair of $A \square B$.*

Proof: We have

$$\begin{aligned}
(A \square B)z_{ab} &= \left(\sum_{a' \in N_A(a)} z_{a'b} + \sum_{b' \in N_B(b)} a_{ab'} \right) z_{ab} \\
&= \sum_{a' \in N_A(a)} z_{a'b} z_{ab} + \sum_{b' \in N_B(b)} z_{ab'} z_{ab} \\
&= \sum_{a' \in N_A(a)} (x_{a'} y_b)(x_a y_b) + \sum_{b' \in N_B(b)} (x_a y_{b'})(x_a y_b) \\
&= y_b \left(\sum_{a' \in N_A(a)} x_{a'} \right) x_a + x_a \left(\sum_{b' \in N_B(b)} y_{b'} \right) y_b \\
&= y_b A x_a + x_a B y_b = y_b (\lambda x_a) + x_a (\rho y_b) \\
&= (\lambda + \rho) x_a y_b = (\lambda + \rho) z_{ab}.
\end{aligned}$$

■

We show that $c_e(G^{\square k})$ has the following form.

Lemma 21 *We have*

$$c_e(A \square B) = c_e(A)c_e(B) + c_e(A) + c_e(B).$$

Proof: Let (λ, x) and (ρ, y) be the principal eigenpair of A and B , respectively. From Lemma 20 we have that $z = x \otimes y$ is the principal eigenvector of $A \square B$. Note that

$$\frac{\|z\|_2^2}{\|z\|_1^2} = \frac{\sum (x_a y_b)^2}{(\sum x_a y_b)^2} = \frac{(\sum x_a^2)(\sum y_b^2)}{(\sum x_a)^2 (\sum y_b)^2} = \frac{\|x\|_2^2 \|y\|_2^2}{\|x\|_1^2 \|y\|_1^2}.$$

So that

$$\begin{aligned}
c_e(A \square B) &= |V(A)| |V(B)| \left(\frac{\|x\|_2^2 \|y\|_2^2}{\|x\|_1^2 \|y\|_1^2} \right) - 1 \\
&= \left(|V(A)| \frac{\|x\|_2^2}{\|x\|_1^2} \right) \left(|V(B)| \frac{\|y\|_2^2}{\|y\|_1^2} \right) - 1 \\
&= (c_e(A) + 1)(c_e(B) + 1) - 1 \\
&= c_e(A)c_e(B) + c_e(A) + c_e(B).
\end{aligned}$$

■

We now consider $c_d(G^{\square k})$. We adopt the notation $A + B = \{a + b : a \in A, b \in B\}$ to be the *multiset sum*. For convenience, we write $kA = \sum_{i=1}^k A$. Note that $|kA| = |A|^k$. We make use of the following facts.

Lemma 22 *Let $A \subset \mathbb{Z}^+$ be a multiset. Then*

$$\|kA\|_1 = k|A|^{k-1}\|A\|_1.$$

Proof: The case of $k = 1$ is trivial. Proceeding by induction we find

$$\begin{aligned}
\|kA\|_1 &= \sum_{i_1} \cdots \sum_{i_k} (a_{i_1} + \cdots + a_{i_k}) \\
&= \sum_{i_1} \cdots \sum_{i_{k-1}} (|A|(a_{i_1} + \cdots + a_{i_{k-1}}) + \|A\|_1) \\
&= |A| \left(\sum_{i_1} \cdots \sum_{i_{k-1}} a_{i_1} + \cdots + a_{i_{k-1}} \right) + |A|^{k-1} \|A\|_1 \\
&= |A|((k-1)|A|^{k-2} \|A\|_1) + |A|^{k-1} \|A\|_1 = k|A|^{k-1} \|A\|_1.
\end{aligned}$$

■

Lemma 23 *Let $A \subset \mathbb{Z}^+$ be a multiset. Then*

$$\|kA\|_2^2 = k|A|^{k-2} (|A| \cdot \|A\|_2^2 + (k-1)\|A\|_1^2)$$

Proof: The case of $k = 1, 2, 3$ are clear. We further have that

$$\begin{aligned}
\|kA\|_2^2 &= \sum_{i_1} \cdots \sum_{i_k} (a_{i_1} + \cdots + a_{i_k})^2 \\
&= \sum_{i_1} \cdots \sum_{i_k} ((a_{i_1} + \cdots + a_{i_{k-1}})^2 + a_{i_k}(2(a_{i_1} + \cdots + a_{i_{k-1}}) + a_{i_k})) \\
&= \left(\sum_{i_1} \cdots \sum_{i_k} (a_{i_1} + \cdots + a_{i_{k-1}})^2 \right) + \left(\sum_{i_1} \cdots \sum_{i_k} a_{i_k}(2(a_{i_1} + \cdots + a_{i_{k-1}}) + a_{i_k}) \right) \\
&= |A| \cdot \|(k-1)A\|_2^2 + (2\|A\|_1 \|(k-1)A\|_1 + |A|^{k-1} \|A\|_2^2) \\
&= |A|((k-1)|A|^{k-3} (|A| \|A\|_2^2 + (k-2)\|A\|_1^2) \\
&= k|A|^{k-1} \|A\|_2^2 + k(k-1)|A|^{k-2} \|A\|_1^2 \\
&= k|A|^{k-2} (|A| \cdot \|A\|_2^2 + (k-1)\|A\|_1^2).
\end{aligned}$$

■

We now find a simple equation for $c_d(G^{\square k})$.

Lemma 24 *For a graph G ,*

$$c_d(G^{\square k}) = \frac{c_d(G)}{k}.$$

Proof: We have that

$$\begin{aligned}
c_d(G^{\square k}) &= |kd| \frac{\|kd\|_2^2}{\|kd\|_1^2} - 1 \\
&= |d|^k \left(\frac{k|d|^{k-2}(|d| \cdot \|d\|_2^2 + (k-1)\|d\|_1^2)}{(k|d|^{k-1}\|d\|_1)^2} \right) - 1 \\
&= \frac{|d| \cdot \|d\|_2^2 + (k-1)\|d\|_1^2}{k\|d\|_1^2} - 1 \\
&= \frac{|d| \cdot \|d\|_2^2 - \|d\|_1^2}{k\|d\|_1^2} = \frac{1}{k} \left(|d| \frac{\|d\|_2^2}{\|d\|_1^2} - 1 \right) \\
&= \frac{c_d(G)}{k}.
\end{aligned}$$

■

Theorem 25 *Let G be a non-regular graph. Then*

$$\lim_{k \rightarrow \infty} \gamma^2(G^{\square k}) - 1 = \infty, \lim_{k \rightarrow \infty} c_e(G^{\square k}) = \infty, \text{ and } \lim_{k \rightarrow \infty} c_d(G^{\square k}) = 0.$$

Proof: Let (λ, x) be the principal eigenpair of G . By Lemma 20, $\gamma = x_{\max}/x_{\min}$ and $\gamma(G^{\square k}) = (x_{\max}/x_{\min})^k$. Further since G is non-regular we have that $\gamma(G) > 1$ from which it follows

$$\lim_{k \rightarrow \infty} \gamma^2(G^{\square k}) - 1 = \infty.$$

The remaining two limits follow from Lemmas 21 and 24, respectively.

■

4 Extremal Graphs

We conclude with conjectures concerning the extremal graphs of c_e and c_d .

The kite graph (aka lollipop graph) is the extremal graph for the maximum hitting time of a graph as well as the maximum principal ratio for graphs on n vertices [5, 23]. In each case, the head size (i.e., s in $P_m K_s$) is a function of n . The maximum hitting time occurs when $s \approx (2n+1)/3$ while maximising the principal ratio requires $s \approx n/\log n$. We conjecture that a kite graph maximises c_e when the head size is precisely $s = 4$.

Conjecture 1 (*“Four’s a Crowd”*) *The connected graph which achieves the maximum of c_e on $n \geq 6$ vertices is $P_{n-3} K_4$.*

We also make the following conjecture about c_d .

Conjecture 2 *The connected graph which achieves the maximum of c_d on n vertices is the star $K_{1,n-1}$.*

Consider the irregularity measure

$$\Gamma(G) := \frac{c_e(G) - c_d(G)}{\gamma^2(G)}$$

which satisfies $-1 \leq \Gamma(G) \leq 1$. We have evidence to suggest that $|\Gamma| < 1$. Consider the following.

Theorem 26

$$\lim_{n \rightarrow \infty} \Gamma(K_{1,n}) = -1/4.$$

Moreover,

$$\lim_{k \rightarrow \infty} \lim_{n \rightarrow \infty} \Gamma(S(k, nk)) = -1/4.$$

Proof: Let (λ, x) be the principal eigenpair of $K_{1,n}$. Recall from Lemma 19 that $\gamma = \sqrt{n}$. We have then

$$\lim_{n \rightarrow \infty} \Gamma(K_{1,n}) = \lim_{n \rightarrow \infty} \frac{\left(\frac{2n}{n} - 1\right) - \left(\frac{n^3}{4n^2} - 1\right)}{n} = -1/4.$$

Moreover we have

$$\lim_{k \rightarrow \infty} \lim_{n \rightarrow \infty} \Gamma(S(k, nk)) = \lim_{k \rightarrow \infty} \frac{\frac{k \left(\frac{\sqrt{4k+1}-1}{k} - 2\right)^2}{(\sqrt{4k+1+1})^2} - \frac{k^3}{(2k+1)^2}}{\left(\frac{\sqrt{4k+1+1}}{2}\right)^2} = \lim_{k \rightarrow \infty} \frac{\frac{4}{4k} - \frac{k}{4}}{\frac{4k}{4}} = -1/4.$$

■

Based on experimental evidence we make the following conjecture.

Conjecture 3 $\Gamma(G) \geq -1/4$ and the star is extremal.

5 Properties of Complete Split Graphs

We showed that the complete split graph $S(n, m)$ has several interesting properties. Firstly, the principal ratio, eigenvector dispersion, and degree dispersion of $S(n, nk)$ all converge to a positive number for fixed k . In the case when $k = 1$, we showed that the principal ratio of $S(n, n)$ converges to φ , the golden ratio. We conclude by showing that the average clustering coefficient and transitivity diverge for $S(n, kn)$ as we take n and k to be arbitrarily large. To the best of our knowledge this is the third such graph family to have this property [9] (c.f., the friendship (aka windmill, n -fan) graph [4] and the agave graph [10]). Notably, this property was observed in brokerage networks formed by illicit marketplaces which are closely approximated by complete split graphs [22, 24, 25].

The *Watts-Strogatz clustering coefficient* (see [29]) of a vertex i is a measure of the transitivity of local connections in a network

$$C_i = \frac{2t_i}{d_i(d_i - 1)}$$

where t_i is the number of triangles which contain i . The *average Watts-Strogatz clustering coefficient* of a graph G is defined

$$\bar{C} = \frac{1}{n} \sum_{i=1}^n C_i.$$

Finally the *transitivity* of a graph (see [17, 28]) is defined to be

$$T = \frac{3(\# \text{ of triangles})}{\sum_{i=1}^n \binom{d_i}{2}}.$$

Lemma 27 Consider $S(n, m)$. Let $u \in K_n$ and $v \notin K_n$. Then

$$C_u = \frac{(n-1)(n-2) + 2(n-1)m}{(n+m-1)(n+m-2)} \text{ and } C_v = 1$$

so that

$$\bar{C} = \frac{m + \frac{((n-1)(n-2) + 2(n-1)m)n}{(n+m-1)(n+m-2)}}{n+m}.$$

Moreover,

$$T = \frac{(n-1)(n-2)n + 3(n-1)nm}{(n+m-1)(n+m-2)n + (n-1)nm}.$$

Proof: We have that

$$C_u = \frac{2t_u}{d_u(d_u-1)} = \frac{2\left(\binom{n-1}{2} + \binom{n-1}{1}\binom{m}{1}\right)}{(n+m-1)(n+m-2)} = \frac{(n-1)(n-2) + 2(n-1)m}{(n+m-1)(n+m-2)}$$

and

$$C_v = \frac{2t_v}{d_v(d_v-1)} = \frac{2\binom{n}{2}}{n(n-1)} = 1.$$

The formula for \bar{C} follows by straight forward computation. Moreover, our equation for T follows naturally from the fact that the number of triangles in $S(n, m)$ is

$$\binom{n}{3} + \binom{n}{2} \binom{m}{1}$$

and

$$\sum_i \binom{d_i}{2} = n \binom{n+m-1}{2} + m \binom{n}{2}.$$

■

Theorem 28

$$\lim_{m \rightarrow \infty} \bar{C}(S(n, m)) = 1 \text{ and } \lim_{m \rightarrow \infty} T(S(n, m)) = 0$$

and

$$\lim_{k \rightarrow \infty} \lim_{n \rightarrow \infty} \bar{C}(S(n, kn)) = 1 \text{ and } \lim_{k \rightarrow \infty} \lim_{n \rightarrow \infty} T(S(n, kn)) = 0.$$

Proof: From Lemma 27 we have

$$\lim_{m \rightarrow \infty} \overline{C}(S(n, m)) = \lim_{n \rightarrow \infty} \frac{m + \frac{2n^2m}{m^2}}{m} = 1$$

and

$$\lim_{m \rightarrow \infty} T(S(n, m)) = \lim_{m \rightarrow \infty} \frac{3n^2m}{m^2} = 0.$$

Now let $m = nk$. By substitution we find

$$\overline{C}(S(n, nk)) = \frac{kn + \frac{(2k(n-1)n + (n-1)(n-2))n}{(kn+n-1)(kn+n-2)}}{kn + n}.$$

and

$$T(S(n, nk)) = \frac{3k(n-1)n^2 + (n-1)(n-2)n}{k(n-1)n^2 + (kn+n-1)(kn+n-2)n}$$

By straight forward computation we find

$$\lim_{n \rightarrow \infty} \overline{C}(S(n, kn)) = \frac{k^3 + 2k^2 + 3k + 1}{k^3 + 3k^2 + 3k + 1} \text{ and } \lim_{n \rightarrow \infty} T(S(n, kn)) = \frac{3k + 1}{k^2 + 3k + 1}.$$

so that

$$\lim_{k \rightarrow \infty} \lim_{n \rightarrow \infty} \overline{C}(S(n, kn)) = 1 \text{ and } \lim_{k \rightarrow \infty} \lim_{n \rightarrow \infty} T(S(n, kn)) = 0.$$

as desired. ■

References

- [1] Anthony B Atkinson et al. On the measurement of inequality. *Journal of economic theory*, 2(3):244–263, 1970.
- [2] Albert-László Barabási and Réka Albert. Emergence of scaling in random networks. *science*, 286(5439):509–512, 1999.
- [3] Francis K Bell. A note on the irregularity of graphs. *Linear Algebra and its Applications*, 161:45–54, 1992.
- [4] Béla Bollobás and Oliver M Riordan. Mathematical results on scale-free random graphs. *Handbook of graphs and networks: from the genome to the internet*, pages 1–34, 2003.
- [5] Graham Brightwell and Peter Winkler. Maximum hitting time for random walks on graphs. *Random Structures & Algorithms*, 1(3):263–276, 1990.
- [6] Fan Chung, Linyuan Lu, and Van Vu. Eigenvalues of random power law graphs. *Annals of Combinatorics*, 7(1):21–33, 2003.

- [7] Sebastian Cioaba and David Gregory. Principal eigenvectors of irregular graphs. *The Electronic Journal of Linear Algebra*, 16, 2007.
- [8] WA Edelstein, GH Glover, CJ Hardy, and RW Redington. The intrinsic signal-to-noise ratio in nmr imaging. *Magnetic resonance in medicine*, 3(4):604–618, 1986.
- [9] Ernesto Estrada. When local and global clustering of networks diverge. *Linear Algebra and its Applications*, 488:249–263, 2016.
- [10] Ernesto Estrada and Eusebio Vargas-Estrada. Distance-sum heterogeneity in graphs and complex networks. *Applied Mathematics and Computation*, 218(21):10393–10405, 2012.
- [11] Stéphane Foldes and Peter L Hammer. Split graphs having dilworth number two. *Canadian Journal of Mathematics*, 29(3):666–672, 1977.
- [12] Will Gragido, Johnl Pirc, Nick Selby, and Daniel Molina. Chapter 4 - signal-to-noise ratio. In Will Gragido, Johnl Pirc, Nick Selby, and Daniel Molina, editors, *Blackhatonomics*, pages 45 – 55. Syngress, Boston, 2013.
- [13] Frank Ephraim Grubbs. *Statistical measures of accuracy for riflemen and missile engineers*. FE Grubbs, 1991.
- [14] Peter L Hammer and Bruno Simeone. The splittance of a graph. *Combinatorica*, 1(3):275–284, 1981.
- [15] David I Hoult and RE Richards. The signal-to-noise ratio of the nuclear magnetic resonance experiment. *Journal of Magnetic Resonance (1969)*, 24(1):71–85, 1976.
- [16] Ravi Kumar, P Ragbavan, Sridhar Rajagopalan, and Andrew Tomkins. The web and social networks. *Computer*, 35(11):32–36, 2002.
- [17] Mark EJ Newman. The structure of scientific collaboration networks. *Proceedings of the national academy of sciences*, 98(2):404–409, 2001.
- [18] Romualdo Pastor-Satorras and Alessandro Vespignani. Epidemic spreading in scale-free networks. *Physical review letters*, 86(14):3200, 2001.
- [19] Albert Rose. *Vision: human and electronic*. Springer Science & Business Media, 2013.
- [20] Claude Elwood Shannon. Communication in the presence of noise. *Proceedings of the IRE*, 37(1):10–21, 1949.
- [21] Orit Shechtman. The coefficient of variation as an index of measurement reliability. In *Methods of clinical epidemiology*, pages 39–49. Springer, 2013.

- [22] Paolo Spagnoletti, Federica Ceci, and Bendik Bygstad. Online black-markets: An investigation of a digital infrastructure in the dark. *Information Systems Frontiers*, pages 1–16, 2021.
- [23] Michael Tait and Josh Tobin. Characterizing graphs of maximum principal ratio. *The Electronic Journal of Linear Algebra*, 34:61–70, 2018.
- [24] Felipe Thomaz. The digital and physical footprint of dark net markets. *Journal of International Marketing*, 28(1):66–80, 2020.
- [25] Felipe Thomaz and John Hulland. Abnormal structure of digital black markets. *In preparation.*, 2022.
- [26] Regina I Tyshkevich and Arkady A Chernyak. Canonical partition of a graph defined by the degrees of its vertices. *Isv. Akad. Nauk BSSR, Ser. Fiz.-Mat. Nauk*, 5:14–26, 1979.
- [27] Jianfeng Wang, Haixing Zhao, and Qiongxiang Huang. Spectral characterization of multicone graphs. *Czechoslovak Mathematical Journal*, 62(1):117–126, 2012.
- [28] Stanley Wasserman, Katherine Faust, et al. Social network analysis: Methods and applications. 1994.
- [29] Duncan J Watts and Steven H Strogatz. Collective dynamics of ‘small-world’ networks. *nature*, 393(6684):440–442, 1998.
- [30] Xiao-Dong Zhang. Eigenvectors and eigenvalues of non-regular graphs. *Linear Algebra and its Applications*, 409:79–86, 2005.