

$K^-d \rightarrow \pi\Lambda N$ reaction for studying charge symmetry breaking in the ΛN interaction

Yutaro Iizawa* and Daisuke Jido
Department of Physics, Tokyo Institute of Technology,
2-12-1 Ookayama, Meguro, Tokyo 152-8551, Japan

Takatsugu Ishikawa
Research Center for Electron Photon Science (ELPH), Tohoku University, Sendai 982-0826, Japan
(Dated: January 19, 2022)

We discuss charge symmetry breaking in the ΛN interaction. In order to investigate the Λp and Λn interactions at low energies, we propose to utilize the $K^-d \rightarrow \pi^- \Lambda p$ and $K^-d \rightarrow \pi^0 \Lambda n$ reactions. They are symmetric under the exchange of both the pion and nucleon isospin partners in the final states. This advantage allows us to study charge symmetry breaking in the ΛN interaction. We calculate the differential cross sections of these reactions with stopped kaons theoretically and discuss the possibility to extract the scattering length and effective range of the ΛN scattering. With stopped kaons, the ΛN interaction takes place dominantly in the spin-triplet state thanks to the deuteron spin and s -wave dominance of the scattering amplitudes at the low energy. We find that the ratio of the differential cross sections as a function of the ΛN invariant mass between the two reactions is useful for revealing how charge symmetry breaking, or isospin symmetry breaking appears in the low-energy ΛN scattering.

I. INTRODUCTION

Charge symmetry which is defined as invariance under the rotation by π about the y axis in isospin space is one of the fundamental symmetries of strong interaction. It comes from the fact that the electric charges are less relevant for strong interaction and the up and down quark masses are equally small. Thanks to the charge symmetry the properties of nuclei and the nuclear force are very similar when all the protons and neutrons are replaced with neutrons and protons, respectively. When the charge symmetry is extended to hyperon systems, the Λp and Λn scatterings are charge symmetric partners. Charge symmetry breaking is caused by the mass difference of the up and down quarks and electromagnetic effects. In general, isospin invariance leads to charge independence, which states invariance under rotations in isospin space. In the ΛN system, only the weaker charge symmetry appears since isospin of ΛN is $1/2$.

Recently a large isospin symmetry breaking effect between Λp and Λn has been suggested by experimental analysis for the $A = 4$ mirror hypernuclei [1, 2]. From these experiments data, one finds the excitation energies of the first 1^- states are different by 0.3 MeV between ${}^4_\Lambda\text{H}$ and ${}^4_\Lambda\text{He}$ (both the ground states are 0^+), while those are different by 0.071 MeV between ${}^3\text{H}$ and ${}^3\text{He}$ after correcting electromagnetic effects [3]. Therefore, one expects a large difference between the Λp and Λn interactions. The scattering length $a_{\Lambda p}$ and effective range $r_{\Lambda p}$ for Λp scattering were determined experimentally by analyzing the Λp final state interaction in the $p + p \rightarrow K^+ + (\Lambda + p)$ reaction [4] and their values are $a_{\Lambda p}^s = -2.43^{+0.16}_{-0.25}$ fm and $r_{\Lambda p}^s = 2.21^{+0.16}_{-0.36}$ fm for the spin-singlet channel, and

$a_{\Lambda p}^t = -1.56^{+0.19}_{-0.22}$ fm and $r_{\Lambda p}^t = 3.7^{+0.6}_{-0.6}$ fm for the spin-triplet channel. Here we use the sign convention as positive (negative) scattering length for repulsive (attractive) interaction. On the other hand, the low-energy Λn scattering parameters have not been experimentally determined yet.

For theoretical approaches, several phenomenological investigations of the ΛN interaction have been performed by using boson-exchange models (Nijmegen [5–7], Jülich [8–10] and Ehime [11, 12]), quark models [13–15], and hybrid model known as Kyoto-Niigata [16]. Effective field theory approaches also have investigated the ΛN interactions based on the SU(3) chiral symmetry [17–27]. Among them isospin symmetry breaking in the ΛN interactions was investigated in Ref. [27], giving a difference of the ΛN scattering lengths $\Delta a^{\text{CSB}} \equiv a_{\Lambda p} - a_{\Lambda n}$ of 0.62 ± 0.08 fm for the spin-singlet state and -0.10 ± 0.02 fm for the spin-triplet state.

We propose the $K^-d \rightarrow \pi\Lambda N$ reaction with stopped kaons in order to extract the low-energy ΛN properties from the final state interactions. One of the good advantages of the reaction is that it includes $\pi^- \Lambda p$ and $\pi^0 \Lambda n$ in the final states isospin-symmetrically. Thus we can study isospin breaking by taking the cross section ratio of these two final states. In addition, we can use the same theoretical framework between the two reactions and the reaction calculation can be fixed by the Λp channel to apply to uncertain Λn channel. The spin of the ΛN system is either singlet or triplet. If one considers stopped kaons, the spin-triplet configuration dominates the ΛN final state interaction around its production threshold because the deuteron has spin 1 and the non-spin-flip s -wave interactions are the main contributions at low energies. This is a good feature to fix the spin configuration of the ΛN system. It is also reported in Refs. [28, 29] that, thanks to the finite size of the deuteron, K^- in the p -orbit is also absorbed by the s -wave $K^- N$ interaction.

* iizawa.y.aa@m.titech.ac.jp

Historically the $K^-d \rightarrow \pi^- \Lambda p$ reaction has been studied to investigate the Λp scattering and also the ΣN interaction with kaons at rest [30, 31] and in-flight [32–35]. There are many theoretical calculations of this reaction with kaons at rest so far [28, 36–46]. Some of these works have mainly concerned a possible bound state below the ΣN threshold by considering Σ - Λ conversion in the intermediate states. Here, focusing on the Λp and Λn interactions, we revisit this reaction by using modern meson-baryon $\bar{K}N \rightarrow MB$ scattering amplitudes obtained by the chiral unitary approach [47–50] and introducing isospin breaking in the ΛN interaction and the scattering amplitudes.

The structure of this paper is as follows. In Sec. II, we explain our theoretical formalism to calculate the $K^-d \rightarrow \pi \Lambda N$ reactions. In Sec. III we show our numerical results and discuss to investigate isospin symmetry breaking in the ΛN interaction. Section IV is devoted to the summary and conclusion.

II. FORMULATION

A. Kinematics

The reaction $K^-d \rightarrow \pi \Lambda N$ requires five kinematical variables to fix the phase space of the three-body final state [51]. In this study we are interested in the mass spectra of the ΛN systems, thus we choose the following variables for unpolarized deuteron targets: the ΛN invariant mass $M_{\Lambda N}$, the solid angle of the final pion in the total center-of-mass (c.m.) frame Ω_π , and the solid angle of the final Λ in the Λ -nucleon c.m. frame Ω_Λ^* . Considering stopped kaons, a reference of the coordinate is taken along the direction of the final-pion emission. In addition, once one fixes the reaction plane, the scattering amplitude does not depend on the azimuthal angle of Ω_Λ^* . The cross section of the reaction is calculated by

$$d\sigma = \frac{1}{(2\pi)^3} \frac{M_d M_\Lambda M_N}{2k_{\text{c.m.}} E_{\text{c.m.}}} |\mathcal{T}|^2 |\mathbf{p}_\pi| |\mathbf{p}_\Lambda^*| dM_{\Lambda N} d\cos\theta_\Lambda^* \quad (1)$$

where $E_{\text{c.m.}}$ is the total c.m. energy, $k_{\text{c.m.}}$ and \mathbf{p}_π are the initial K^- and final π momenta in the total c.m. frame, respectively, \mathbf{p}_Λ^* and θ_Λ^* denote the momentum and the polar angle of the final Λ in the Λ -nucleon c.m. frame, respectively, and \mathcal{T} represents the T -matrix of the reaction.

B. K^-d scattering amplitudes

In this section, we formulate the scattering amplitudes of the $K^-d \rightarrow \pi \Lambda N$ reactions. The Feynman diagrams that we consider in our calculation are given in Fig. 1 for the Λp process and Fig. 2 for the Λn process. The calculation method is based on Refs. [48–50]. These diagrams contain absorption of the initial K^- with one of the nucleons in the deuteron as $K^-N \rightarrow \pi Y$ or $K^-N \rightarrow \bar{K}N$,

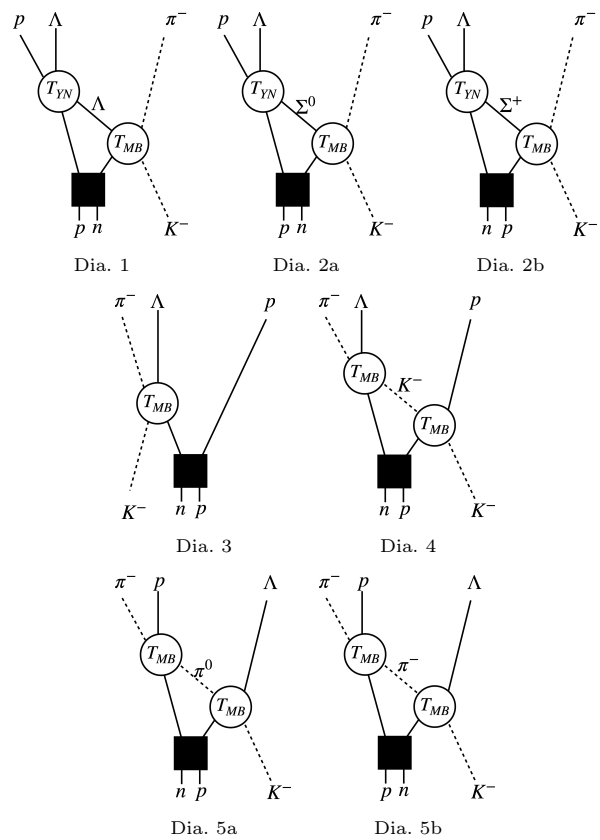


FIG. 1. Feynman diagrams used for the calculation of the Λp process. In the diagrams, T_{MB} (T_{YN}) denotes the meson-baryon (hyperon-nucleon) amplitude scattering amplitude.

and the final state interaction between one of the particles emitted by the K^- absorption and the other nucleon in the deuteron except for Dia. 3 (impulse approximation). The c.m. energies of these processes are low enough and one may use s -wave amplitudes. We use the hadron masses given in Ref. [51] in the following calculation.

First, we formulate the amplitude of the Λ exchange diagrams Dia. 1 in Figs. 1 and 2. According to Ref. [48], we can write the scattering amplitude for the Λ exchange diagram as

$$\mathcal{T}_{\pi\Lambda N}^{(1)} = T_{\Lambda N}(M_{\Lambda N}) \int \frac{d^3q}{(2\pi)^3} \frac{2M_\Lambda}{q^2 - M_\Lambda^2 + i\epsilon} \times \tilde{\varphi}(\mathbf{q} + \mathbf{p}_\pi) T_{K^-N \rightarrow \pi\Lambda}(W) \quad (2)$$

where $M_{\Lambda N}$ is the invariant mass of Λ and N in the final state, q is the momentum of the exchange Λ , $\tilde{\varphi}$ is the s -wave deuteron wavefunction in the momenta space, and W denotes the invariant mass of the initial kaon and the nucleon inside the deuteron. The amplitude $T_{\Lambda N}$ and $T_{K^-N \rightarrow \pi\Lambda}$ stand for the s -wave scattering amplitudes of the $\Lambda N \rightarrow \Lambda N$ and $K^-N \rightarrow \pi\Lambda$ processes, respectively. The charges of N and π are fixed in each process as shown in Figs. 1 and 2. For instance, $K^-N \rightarrow \pi\Lambda$ for the Λp process corresponds to $K^-n \rightarrow \pi^-\Lambda$.

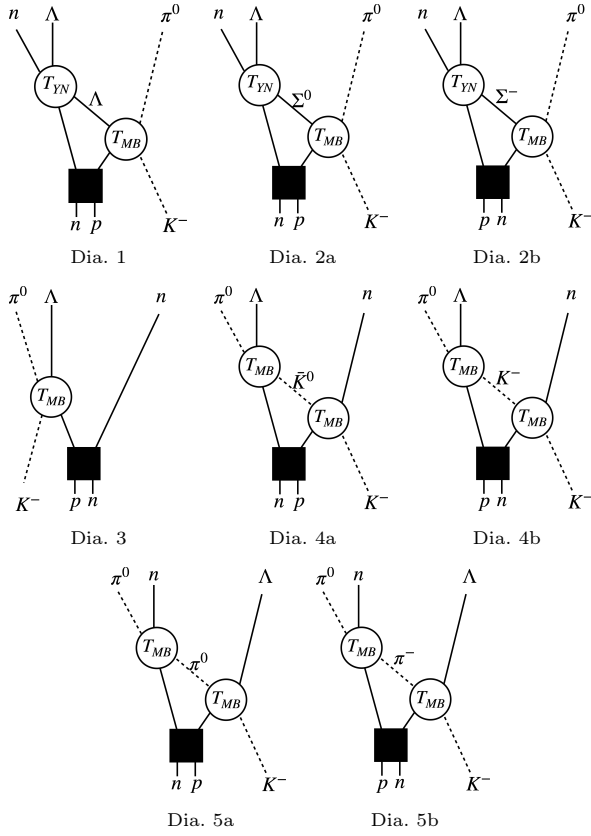


FIG. 2. Same as in Fig. 1 but for the Λn process.

The nonrelativistic propagator is extended to a relativistic one as

$$\frac{1}{q_0 - \sqrt{\mathbf{q}^2 + M^2} + i\epsilon} \simeq \frac{2M}{q^2 - M^2 + i\epsilon}$$

for simplicity of the calculation. With this approximation we can perform the momentum integral of Eq. (2) analytically, which reduces the calculation costs a lot.

For the baryon exchange diagrams, q^0 and W are fixed as

$$q^0 = M_{K^-} + M_d - \left(M_2 - \frac{B_d}{2} \right) - p_\pi^0 \quad (3)$$

$$W = \left(M_1 - \frac{B_d}{2} \right) + M_{K^-} \quad (4)$$

where B_d is the binding energy of deuteron, $M_1(M_2)$ is the participant (spectator) nucleon mass in $K^-N \rightarrow \pi\Lambda$, and p_π^0 is the energy of the final-state pion.

We neglect the small d -wave component of the deuteron wavefunction and use a parameterization of the s -wave component given by an analytic function in the CD-Bonn potential [52] as

$$\tilde{\varphi}(p) = N \sum_{j=1}^{11} \frac{C_j}{p^2 + m_j^2} \quad (5)$$

where N is the normalization factor, C_j and m_j were determined in Ref. [52]. The argument of $\tilde{\varphi}$ in Eq. (2) is fixed by the momentum conservation of the vertex of the first-scattering.

Next, the Σ exchange diagrams given by Dia. 2 in Figs. 1 and 2 are formulated as

$$\begin{aligned} \mathcal{T}_{\pi\Lambda N}^{(2)} &= T_{\Sigma N \rightarrow \Lambda N}(M_{\Lambda N}) \int \frac{d^3q}{(2\pi)^3} \frac{2M_\Sigma}{q^2 - M_\Sigma^2 + i\epsilon} \\ &\times \tilde{\varphi}(\mathbf{q} + \mathbf{p}_\pi) T_{K^- N \rightarrow \pi\Sigma}(W) \end{aligned} \quad (6)$$

as well as the foreground diagram. Here q_0 and W are fixed as we do in Eqs. (3) and (4). The charge of the exchange Σ is specified in Figs. 1 and 2.

Then we consider the amplitudes of the impulse approximation given by Dia. 3. The amplitudes are calculated as

$$\mathcal{T}_{\pi\Lambda N}^{(3)} = T_{K^- N \rightarrow \pi\Lambda}(M_{\pi\Lambda}) \tilde{\varphi}(\mathbf{p}_N) \quad (7)$$

where \mathbf{p}_N is the momentum of the spectator nucleon in the rest frame of the deuteron.

The kaon exchange processes given by Dia. 4 can be calculated as

$$\begin{aligned} \mathcal{T}_{\pi\Lambda N}^{(4)} &= T_{\bar{K} N \rightarrow \pi\Lambda}(M_{\pi\Lambda}) \int \frac{d^3q}{(2\pi)^3} \frac{\tilde{\varphi}(\mathbf{q} + \mathbf{p}_N)}{q^2 - M_{\bar{K}}^2 + i\epsilon} \\ &\times T_{K^- N \rightarrow \bar{K}N}(W). \end{aligned} \quad (8)$$

For $K^-d \rightarrow \pi^- \Lambda p$, the exchanged kaon is only K^- , however for $K^-d \rightarrow \pi^0 \Lambda n$, K^- and \bar{K}^0 are allowed as the exchanged kaon considering charge conversion. For the kaon exchange diagrams, q^0 is fixed as

$$q^0 = M_{K^-} + M_d - \left(M_2 - \frac{B_d}{2} \right) - p_N^0 \quad (9)$$

with p_N^0 the energy of the final-state nucleon and W is the same as Eq. (4).

Finally we obtain the amplitudes for the pion exchange processes given by Dia. 5 as

$$\begin{aligned} \mathcal{T}_{\pi\Lambda N}^{(5)} &= T_{\pi N \rightarrow \pi N}(M_{\pi N}) \int \frac{d^3q}{(2\pi)^3} \frac{\tilde{\varphi}(\mathbf{q} + \mathbf{p}_\Lambda)}{q^2 - M_\pi^2 + i\epsilon} \\ &\times T_{K^- N \rightarrow \pi\Lambda}(W) \end{aligned} \quad (10)$$

where both π^0 and π^- are allowed as the exchanged pion for each process, \mathbf{p}_Λ is the momentum of the final-state Λ baryon in the total c.m. frame. For the pion exchange diagrams, q^0 is fixed as

$$q^0 = M_{K^-} + M_d - \left(M_2 - \frac{B_d}{2} \right) - p_\Lambda^0 \quad (11)$$

with p_Λ^0 the energy of the final-state Λ baryon and W is the same as Eq. (4).

The total amplitude for $K^-d \rightarrow \pi\Lambda N$ is given by the sum of all amplitudes described above as

$$\mathcal{T}_{\pi\Lambda N} = \sum_j \mathcal{T}_{\pi\Lambda N}^{(j)}. \quad (12)$$

The amplitude of primary interest (the foreground amplitude) in our calculation for $K^-d \rightarrow \pi\Lambda N$ is given by the Λ exchange diagram (Dia. 1 in Figs. 1 and 2) as

$$\mathcal{T}_{\pi\Lambda N}^{\text{FG}} = \mathcal{T}_{\pi\Lambda N}^{(1)}, \quad (13)$$

and we call the rest of the processes as background

$$\mathcal{T}_{\pi\Lambda N}^{\text{BG}} = \sum_{j \neq 1} \mathcal{T}_{\pi\Lambda N}^{(j)}. \quad (14)$$

The isospin breaking effects on the T -matrix of the reaction \mathcal{T} are counted by using the observed masses for the exchanged particles and through the amplitudes of the absorption processes and the final state interactions. The details of isospin breaking of these amplitudes are described below.

C. Hyperon-nucleon and meson-baryon amplitudes

In this section, we explain the hyperon-nucleon and meson-baryon amplitudes that we use in the calculation of the cross section. We parametrize the low-energy s -wave ΛN scattering amplitude by the scattering length $a_{\Lambda N}$ and the effective range $r_{\Lambda N}$ given by

$$T_{\Lambda N} = \mathcal{N} \frac{1}{-\frac{1}{a_{\Lambda N}} + \frac{1}{2}r_{\Lambda N}p_{\Lambda}^{*2} - ip_{\Lambda}^*} \quad (15)$$

where p_{Λ}^* is the momentum in the Λ -nucleon c.m. frame, and the kinematic factor \mathcal{N} is given by

$$\mathcal{N} = -\frac{8\pi M_{\Lambda N}}{\sqrt{(2M_Y)(2M_2)(2M_f)(2M_{\Lambda})}} \quad (16)$$

for the $YN_2 \rightarrow \Lambda N_f$ process, where M_Y , M_2 and M_f are the masses of Y , N_2 and N_f , respectively. This isospin symmetry breaking is also used for the $\Sigma N \rightarrow \Lambda N$ transition.

The experimentally obtained $a_{\Lambda N}$ and $r_{\Lambda N}$ of the spin-triplet Λ -proton are $a_{\Lambda p}^t = -1.56^{+0.19}_{-0.22}$ fm and $r_{\Lambda p}^t = 3.7^{+0.6}_{-0.6}$ fm, respectively [4]. On the other hand, the Λ -neutron interaction is not measured separately. The sensitivity of the ΛN scattering parameters to the cross section of the reaction will be discussed in Sec. III C.

For the $\Sigma N \rightarrow \Lambda N$ transition amplitude $T_{\Sigma N \rightarrow \Lambda N}$, we employ the unitarity of S -matrix in the isospin-doublet ΛN and ΣN channels. With the diagonal ΛN and ΣN amplitudes given, we utilize the unitarity of the S -matrix to determine the off-diagonal amplitude $\Sigma N \rightarrow \Lambda N$. The details of the calculations are given in Appendix A. We first adopt $a_{\Sigma N} = 1.68 - i2.35$ fm which is obtained by the Nijmegen NSC97f potential [5]. We also compare the results with $a_{\Sigma N} = -3.83 - i3.01$ fm taken from the Jülich '04 potential [10]. In the following calculations, we introduce the known isospin breaking effect into the transition amplitude $T_{\Sigma N \rightarrow \Lambda N}$ through the kinematic factor

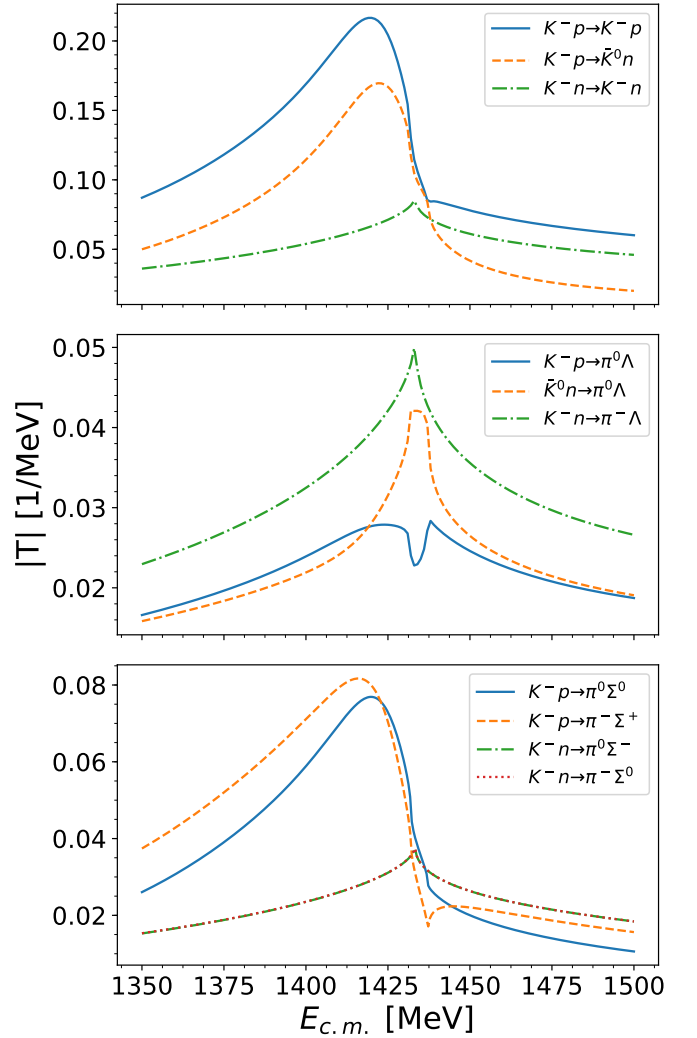


FIG. 3. Modules of $\bar{K}N \rightarrow \bar{K}N$, $\bar{K}N \rightarrow \pi\Lambda$ and $\bar{K}N \rightarrow \pi\Sigma$ scattering amplitude obtained in the chiral unitary approach using the parameters in Ref. [47]

\mathcal{N} given in Eq. (16). Anyhow the isospin breaking effect on the transition amplitude are negligibly small in the cross sections around the ΛN threshold.

The $\bar{K}N \rightarrow \bar{K}N$, $\bar{K}N \rightarrow \pi\Lambda$ and $\bar{K}N \rightarrow \pi\Sigma$ amplitudes used are given by the chiral unitary model using the parameters in Ref. [47] similarly to Refs. [48–50]. The isospin breaking of these amplitudes is introduced by using the physical hadron masses in the loop functions and kinematic factors of the chiral unitary model. The interaction kernels are given by the Weinberg-Tomozawa interaction. They do not contain explicit flavor symmetry breaking. The subtraction constants are also determined in an isospin symmetric way. In Fig. 3, we plot the modules of the $\bar{K}N$ scattering amplitudes used in this work. The isospin breaking of the $\bar{K}N$ thresholds are properly introduced by using the observed masses in the loop functions. Around the $\bar{K}N$ thresholds the isospin breaking effects look large. There, the theoretic-

cal description of the $\bar{K}N$ scattering amplitudes could be less reliable, because isospin breaking was not considered in the interaction kernels, although the isospin breaking effects may be enhanced around the thresholds.

For $\pi N \rightarrow \pi N$ scattering, we use the empirical amplitude $t_{\pi N}$ [53] which is based on the available scattering data. It has been constructed isospin-symmetrically. Our amplitude $T_{\pi N}$ is obtained by $t_{\pi N}$ with a kinematic factor as follows:

$$T_{\pi N} = -\frac{8\pi M_{\pi N}}{\sqrt{k_i}\sqrt{k_f}\sqrt{2M_i}\sqrt{2M_f}}t_{\pi N} \quad (17)$$

where $M_{\pi N}$ is the invariant mass of πN , $k_i(k_f)$ is the momentum of the initial (final) pion, $M_i(M_j)$ is the mass of the initial (final) nucleon. The isospin breaking effect in the πN amplitude $T_{\pi N}$ comes from the kinematic factor.

III. NUMERICAL RESULTS

In this section, we show numerical results of the calculation for the $K^-d \rightarrow \pi^- \Lambda p$ and $K^-d \rightarrow \pi^0 \Lambda n$ reactions. Using Eq. (1), we evaluate the ΛN invariant mass spectrum as

$$\begin{aligned} \mathcal{S}_N(M_{\Lambda N}) &\equiv k_{c.m.} \frac{d\sigma}{dM_{\Lambda N}} \\ &= \frac{M_d M_\Lambda M_N}{16\pi^3 E_{c.m.}^2} |\mathbf{p}_\pi| |\mathbf{p}_\Lambda^*| \int |\mathcal{T}_{\pi\Lambda N}|^2 d\cos\theta_\Lambda^* \end{aligned} \quad (18)$$

with the $K^-d \rightarrow \pi\Lambda N$ scattering amplitude $\mathcal{T}_{\pi\Lambda N}$ discussed in the previous section. In our calculation, the incident kaon momentum in the laboratory frame is fixed at 0 MeV/c.

We use the most probable values of the observed spin-triplet Λ -proton scattering parameters $a_{\Lambda p} = -1.56$ fm and $r_{\Lambda p} = 3.7$ fm as the Λ -proton and Λ -neutron scattering amplitudes in Eq. (15), and use $a_{\Sigma N} = 1.68 - i2.35$ (NSC97f).

A. Background reduction

First we discuss background reduction in the ΛN invariant mass spectrum for the $K^-d \rightarrow \pi\Lambda N$ reaction. In Fig. 4 we show the Λp invariant mass spectra for the Λp process where θ_Λ^* is integrated from 0 to π . Here the excitation energy $E_{\Lambda p}$ is defined by

$$E_{\Lambda p} \equiv M_{\Lambda N} - (M_\Lambda + M_N) \quad (19)$$

from the threshold is given instead of the mass itself. We also plot the separated foreground and background spectra in Fig. 4. As seen in these plots the background contributions dominate the total spectra. Therefore it may be hard to extract the Λp scattering properties from the invariant spectra. We decompose them into components and look for appropriate kinematical conditions to reduce the background contributions.

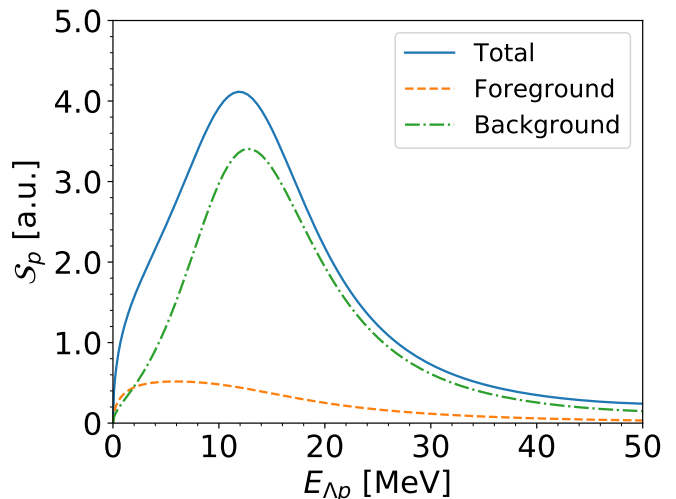


FIG. 4. Λp invariant mass spectrum for the Λp process with stopped kaons. The horizontal axis represents the excitation energy from the threshold in a unit of MeV. The solid, dashed, dash-dotted lines indicate the contributions of the total amplitudes, the foreground amplitude (only Dia. 1 in Fig. 1), the background amplitudes (the diagrams other than Dia. 1).

In Fig. 5, we show the decomposed components of the spectrum. As seen in the figure the impulse diagram gives the largest contribution and dominates the background. The contribution from the kaon exchange diagram is the second largest and is comparable with the foreground diagram. The Σ and π exchange diagrams give tiny contributions.

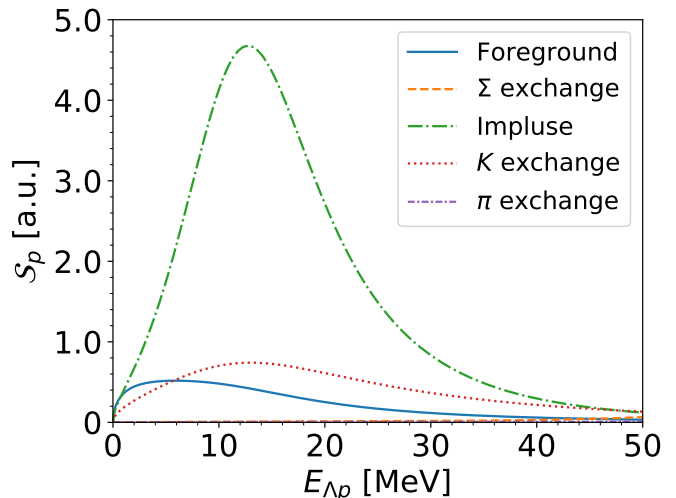


FIG. 5. Decomposed background contributions for the Λp process. The solid, dashed, dash-dotted, dotted, dash-dotted, density dash-dotted lines show the contributions from the foreground, Σ exchange, impulse, K exchange, π exchange diagrams, respectively.

Let us examine the angular dependence of the cross section for the impulse diagram. With a stopped kaon

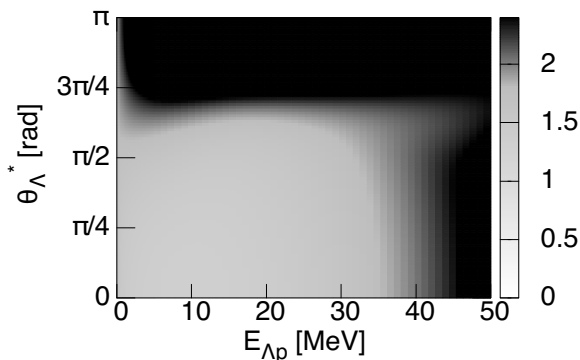


FIG. 6. Two dimensional plot of \mathcal{R}_B as a function of θ_Λ^* and $E_{\Lambda p}$ for the Λp process.

the final pion is emitted in the opposite direction to the Λ in the laboratory frame, because the initial nucleon in the deuteron has a small Fermi momentum thanks to the small deuteron binding energy. Thus, the impulse diagram gives a larger contribution for larger θ_Λ^* . The kaon exchange diagram has also similar angular dependence because the exchange kaon also has a small momentum for a stopped initial kaon. Therefore, the main background diagrams, Dias. 3 and 4, have a smaller contribution for smaller θ_Λ^* . This can be checked by plotting a ratio defined by

$$\mathcal{R}_B = \frac{|\mathcal{T}_{\pi\Lambda N}^{\text{BG}}|^2}{|\mathcal{T}_{\pi\Lambda N}^{\text{FG}}|^2}. \quad (20)$$

As seen in Fig. 6, \mathcal{R}_B is large at $\theta_\Lambda^* > 3\pi/4$ except near the threshold. In order to reduce the background, we should avoid this region. In $E_{\Lambda N} \gtrsim 40$ MeV, \mathcal{R}_B is large independently of θ_Λ^* . This is because the contribution of Σ exchange increases as $E_{\Lambda N}$ approaches the ΣN threshold seen in Fig. 5.

In order to reduce the background contributions, let us propose to restrict the integral region of the angle θ_Λ^* as 0 to $\pi/2$. In Fig. 7, we show the total, foreground, and background ΛN mass spectra for the Λp process integrated in the range $[0, \pi/2]$. From Fig. 7, it can be seen that the background contributions are substantially suppressed for $E_{\Lambda p} < 30$ MeV. We also plot the the ΛN mass spectrum for each contribution in Fig. 8, showing that the foreground contribution dominates over the other contributions for $E_{\Lambda p} < 40$ MeV. Especially the contribution of the pion exchange diagram is negligibly small. The Σ exchange contribution is also quite small $E_{\Lambda p} < 30$ MeV, but it gets comparable to the foreground contribution for $E_{\Lambda p} > 40$ MeV. Hereafter the integral of θ_Λ^* is performed from 0 up to $\pi/2$.

The purpose of this study is to see isospin symmetry breaking in the ΛN interaction. It is very important to control the isospin symmetry breaking effects from the other sources. In particular, there is a large isospin breaking effect around the $\bar{K}N$ thresholds in the $\bar{K}N \rightarrow MB$ amplitudes as seen in Fig. 3. If possible, it is better to

avoid these energy region by controlling the kinematical variables of the final state. In the diagrams expect the impulse approximation (Dia. 3) in Figs. 1 and 2, the energy of the first scattering is determined by those of the initial kaon and the participant nucleon in the deuteron. Thus, the first scattering cannot be controlled by the final state kinematics. For the second scattering, on the other hand, the c.m. energy is dependent on the kinematics of the final state and is controllable.

In order to see isospin breaking of the $\bar{K}N \rightarrow \pi\Lambda$ amplitudes, let us plot the following ratio of the $\bar{K}N \rightarrow \pi\Lambda$ amplitudes in Fig. 9:

$$\mathcal{R}_V(W) = \frac{|T_{K^-p \rightarrow \pi^0\Lambda} - T_{\bar{K}^0 n \rightarrow \pi^0\Lambda}|}{\sqrt{2}|T_{K^-n \rightarrow \pi^-\Lambda}|}. \quad (21)$$

The ratio should be unity if the amplitude is isospin symmetric. This figure shows the large isospin breaking effect around the threshold region, $1420 \text{ MeV} < W < 1450 \text{ MeV}$. The c.m. energy of the second scattering is determined by the final state momenta. In order to find kinematic conditions in the final state corresponding a large isospin breaking effect in the $\bar{K}N \rightarrow \pi\Lambda$ amplitudes, we show the c.m. energy W of $\pi\Lambda$ as function of θ_Λ^* in Fig. 10 for several $E_{\Lambda p}$. One can see that if one wants to avoid the large isospin breaking area $1420 \text{ MeV} < W < 1450 \text{ MeV}$ for the $\bar{K}N \rightarrow \pi\Lambda$ amplitudes, smaller angles are favorable, such as $\theta_\Lambda^* < \pi/2$. This implies that our integral region of θ_Λ^* is in this safe range.

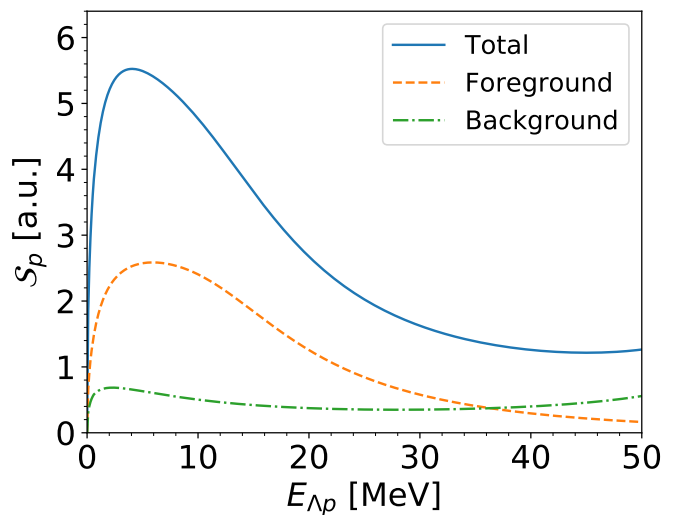


FIG. 7. Λp mass spectra for the Λp process integrated in the range $[0, \pi/2]$ with stopped kaon. The horizontal axis represents the excitation energy from the threshold in a unit of MeV. The solid, dashed, dash-dotted lines indicate the contributions of the total amplitudes, the foreground amplitude (only Dia. 1 in Fig. (1)), the background amplitudes (the diagrams other than Dia. 1).

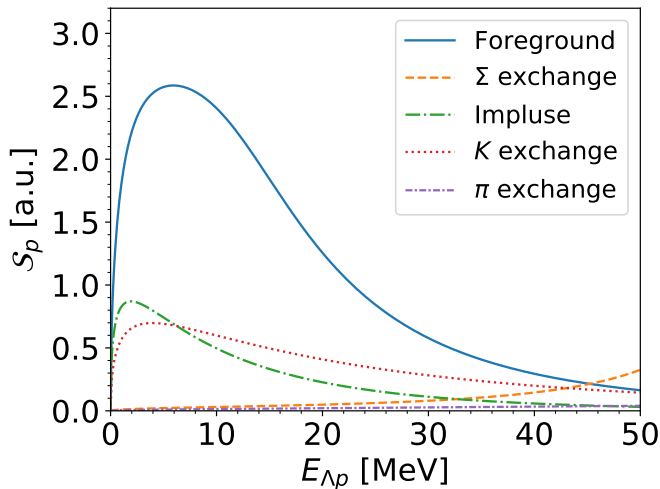


FIG. 8. Decomposed background contributions for the Λp process integrated in the range $[0, \pi/2]$. The solid, dashed, dash-dotted, dotted, density dash-dotted lines show the contributions from the foreground, Σ exchange, impulse, K exchange, π exchange diagrams, respectively.

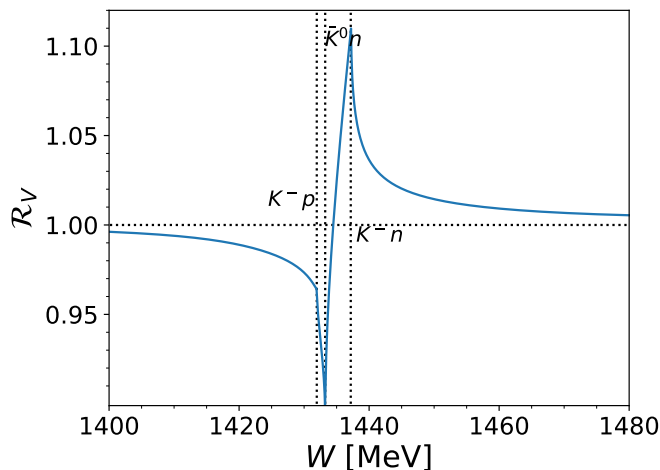


FIG. 9. Ratio (21) for the $\bar{K}N \rightarrow \pi\Lambda$ amplitudes as a function of the c.m. energy of $\pi\Lambda$. The thresholds of K^-p , \bar{K}^0n and K^-n are at 1431.95, 1433.24 and 1437.18 MeV, respectively.

B. Sensitivity to $a_{\Lambda N}$, $r_{\Lambda N}$ and $a_{\Sigma N}$

In this section, we discuss the sensitivity of $a_{\Lambda N}$, $r_{\Lambda N}$ and $a_{\Sigma N}$.

First we evaluate the Λp invariant mass spectra by changing the values of $a_{\Lambda p}$ and $r_{\Lambda p}$ within the experimental errors in order to see the experimental uncertainties on the Λp scattering parameters. The result is shown in Fig. 11 using $a_{\Sigma N} = 1.68 - i2.35$ fm (NSC97f) and Fig. 12 using $a_{\Sigma N} = -3.83 - i3.01$ fm (Jülich '04). In each upper plot we change the value of the scattering length within $a_{\Lambda p} = -1.56^{+0.19}_{-0.22}$ fm with fixing the effective range as $r_{\Lambda p} = 3.7$ fm, while we vary the value of the effective range within $r_{\Lambda p} = 3.7^{+0.6}_{-0.6}$ fm with $a_{\Lambda p} = -1.56$ fm in

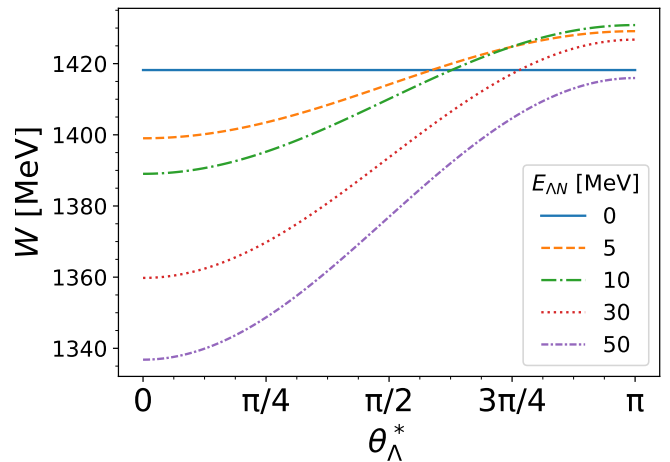


FIG. 10. Center-of-mass energy W of $\pi\Lambda$ as a function of θ_{Λ}^* for several $E_{\Lambda p}$.

each lower plot. From these plots one can see that the Λp mass spectrum changes in the regions of the lower excitation energies $0 < E_{\Lambda p} < 15$ MeV when $a_{\Lambda p}$ is varied, and it changes in $5 < E_{\Lambda p} < 30$ MeV when $r_{\Lambda p}$ is varied.

Comparing Figs. 11 and 12, we find that at low energies the two models have little difference, while at $E_{\Lambda p} > 40$ MeV the spectrum using $a_{\Sigma N} = 1.68 - i2.35$ fm (NSC97f) increases as increase of $E_{\Lambda p}$ and that using $a_{\Sigma N} = -3.83 - i3.01$ fm (Jülich '04) does not.

Next we calculate the invariant mass spectrum for the Λn process. In order to see isospin symmetry breaking, we change the interaction parameters for the Λn process, $a_{\Lambda n}$ and $r_{\Lambda n}$, within within $\pm 10\%$ of the experimentally determined values for Λp scattering. In Fig. 13 and Fig. 14 we show the calculated spectra with different $a_{\Lambda n}$ and $r_{\Lambda n}$ for the Λn process. In each upper plot we change $a_{\Lambda n}$, while we vary $r_{\Lambda n}$ in each lower plot. One can see from the plots the invariant mass spectra change significantly in the regions $0 < E_{\Lambda n} < 15$ MeV for the scattering length and less significantly $5 < E_{\Lambda p} < 30$ MeV for the effective range. Again we also compare the results with different a values from NSC97f in Fig. 13 and Jülich '04 in Fig. 14.

One can see that the shapes of the spectra with NSC97f and Jülich '04 are different above 40 MeV, while they are almost the same below 40 MeV. Thus, we could determine the ΛN scattering properties insensitively to the value of $a_{\Sigma N}$ from the invariant mass spectra for $E_{\Lambda N} < 40$ MeV.

C. Ratio between two reactions

It may be difficult to extract the ΛN scattering properties by comparing directly the line shapes of the ΛN invariant mass spectra obtained in experiments to that from the theoretical calculation.

Here we would like to propose to take the ratio of the

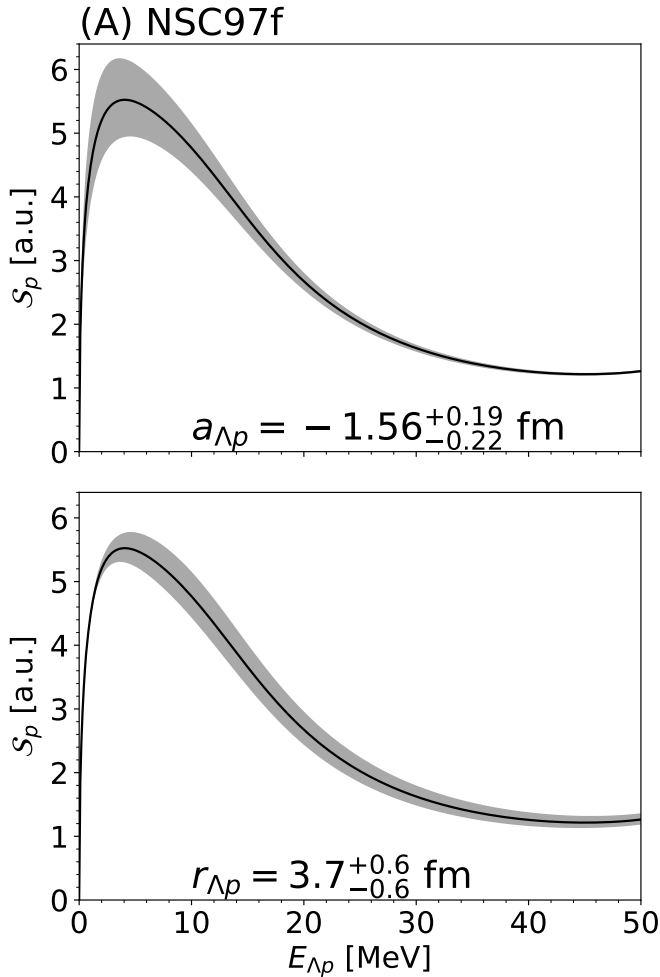


FIG. 11. Λp invariant mass spectra calculated with different $a_{\Lambda p}$ and $r_{\Lambda p}$ values for the Λp process. In the upper plot the value of the scattering length is changed within $a_{\Lambda p} = -1.56^{+0.19}_{-0.22}$ fm, while the value of the effective range varies within $r_{\Lambda p} = 3.7^{+0.6}_{-0.6}$ fm in the lower plot. For the two plots $a_{\Sigma N} = 1.68 - i2.35$ fm (NSC97f) is used.

cross sections as a function of the excitation energy $E_{\Lambda N}$ between the Λn and Λp processes:

$$\mathcal{R}_S = 2 \frac{\mathcal{S}_n}{\mathcal{S}_p} \quad (22)$$

where factor 2 is introduced to normalize the ratio to be unity when the isospin symmetry is satisfied. Using \mathcal{R}_S , we expect to study how different $a_{\Lambda n}$ is from $a_{\Lambda p}$, that is isospin symmetry breaking.

First of all, we show the ratio calculated only with the foreground diagram in order to check the feasibility of extracting the isospin symmetry breaking effects in the ΛN interaction from \mathcal{R}_S . In Fig. 15 we show \mathcal{R}_S for several $a_{\Lambda n}$ values within range of $\pm 10\%$ of $a_{\Lambda p}$. This range must be much wider than the typical uncertainty in the difference between $a_{\Lambda n}$ and $a_{\Lambda p}$ from isospin symmetry breaking. We fix the other ΛN parameters: $a_{\Lambda p} = -1.56$ fm, $r_{\Lambda n} = r_{\Lambda p} = 3.7$ fm. Figure 15 shows

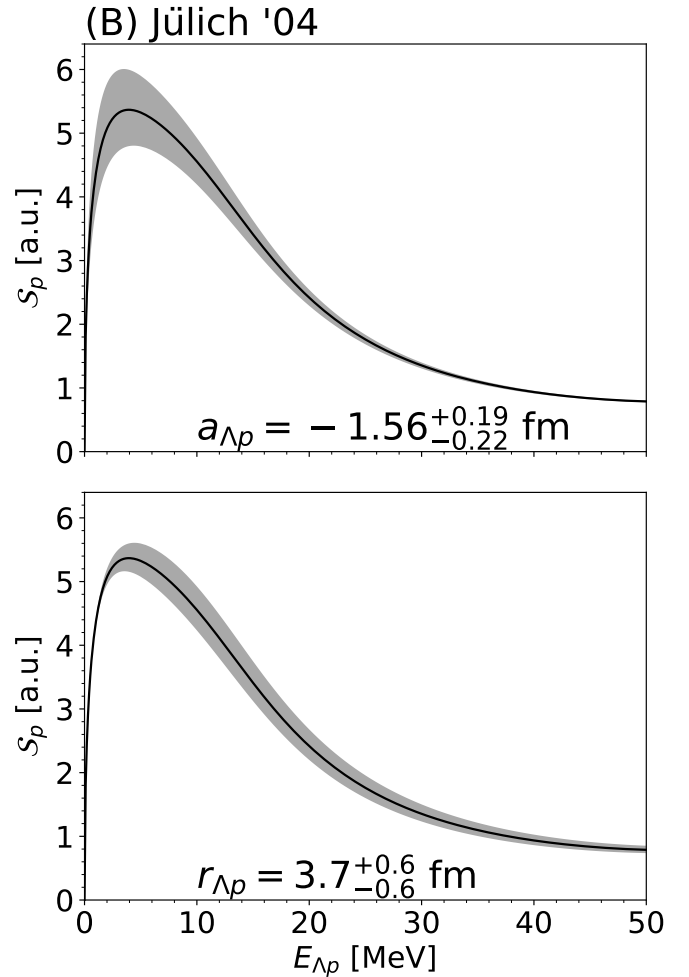


FIG. 12. Same as Fig. 11 but $a_{\Sigma N} = -3.83 - i3.01$ fm (Jülich '04) is used.

that for $a_{\Lambda n}/a_{\Lambda p} < 1.0$ the ratio \mathcal{R}_S tends to go down as the excitation energy approaches to the threshold, which for $a_{\Lambda n}/a_{\Lambda p} > 1.0$ it tends to be enhanced. Thus isospin symmetry breaking effect on the ΛN scattering is clearly seen particularly around the threshold, and we find \mathcal{R}_S to work for studying isospin symmetry breaking in the ΛN scattering length. We see that even though \mathcal{R}_S for the isospin symmetric case $a_{\Lambda n}/a_{\Lambda p} = 1.0$ is almost constant against the excitation energy, it deviates from unity. This is because of the isospin symmetry breaking of the $K^- N \rightarrow \pi \Lambda$ amplitudes (the first scattering in Dia. 1), which is independent of the excitation energy.

Next, we calculate the ratio \mathcal{R}_S by incorporating all the background contributions. We change the Λn scattering length $a_{\Lambda n}$ within $\pm 10\%$ of the Λp scattering length $a_{\Lambda p} = -1.56$ fm and fix the effective range as $r_{\Lambda n} = r_{\Lambda p} = 3.7$ fm. The results are shown in Fig. 16. The upper panel (in Fig. 16) is calculated with $a_{\Sigma N} = 1.68 - i2.35$ fm (NSC97f) while the lower panel (Fig. 16) is with $a_{\Sigma N} = -3.83 - i3.01$ fm (Jülich '04). These figures show that the interference to the background contribu-

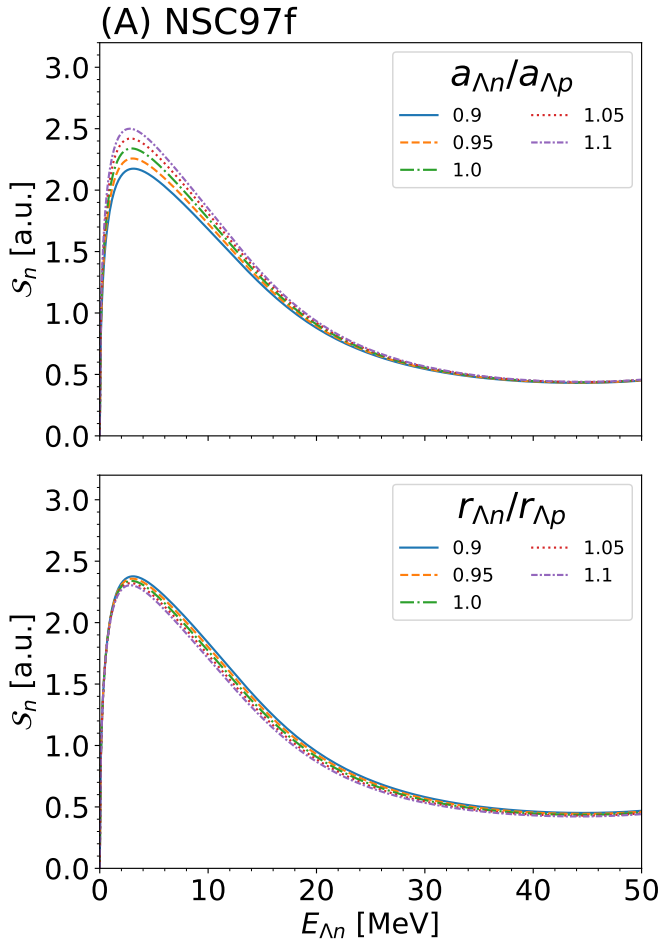


FIG. 13. Λn invariant mass spectra calculated with different $a_{\Lambda n}$ and $r_{\Lambda n}$ values for the Λn process. In the upper plot the value of the scattering length is changed within $\pm 10\%$ of the observed Λp scattering $a_{\Lambda p} = -1.56$ fm, while the value of the effective range varies within $\pm 10\%$ of the observed Λp effective range $r_{\Lambda p} = 3.7$ fm in the lower plot. For the two plots $a_{\Sigma N} = 1.68 - i2.35$ fm (NSC97f) is used.

tions gives rise to an enhancement of \mathcal{R}_S at the vicinity of the threshold. Still we find qualitative sensitivity to the change of the ratio $a_{\Lambda n}/a_{\Lambda p}$ in a wide range of the excitation energy $0 \leq E_{\Lambda p} < 30$ MeV, in which the ratio \mathcal{R}_S gets enhanced with larger $a_{\Lambda n}/a_{\Lambda p}$. Unfortunately, we do not find such qualitative sensitivity as seen in Fig. 15.

Comparing Figs. 15 and 16, we find that the interference between the foreground and backgrounds is substantially large even if we reduce the background effects by making the angular cut on θ_{Λ}^* . In order to enhance the interference, we calculate the ratio \mathcal{R}_S without the angular cut. The results are shown in Fig. 17. The difference between $a_{\Lambda n}$ and $a_{\Lambda p}$ can be seen more qualitatively than Fig. 17. It should be noted that the difference is seen only near threshold up to $E_{\Lambda p} = 10$ MeV. For $a_{\Lambda n}/a_{\Lambda p} < 1.0$, \mathcal{R}_S tends to go down significantly as the excitation energy approaches to the threshold, while for $a_{\Lambda n}/a_{\Lambda p} > 1.0$ it tends not to go down so much. This be-

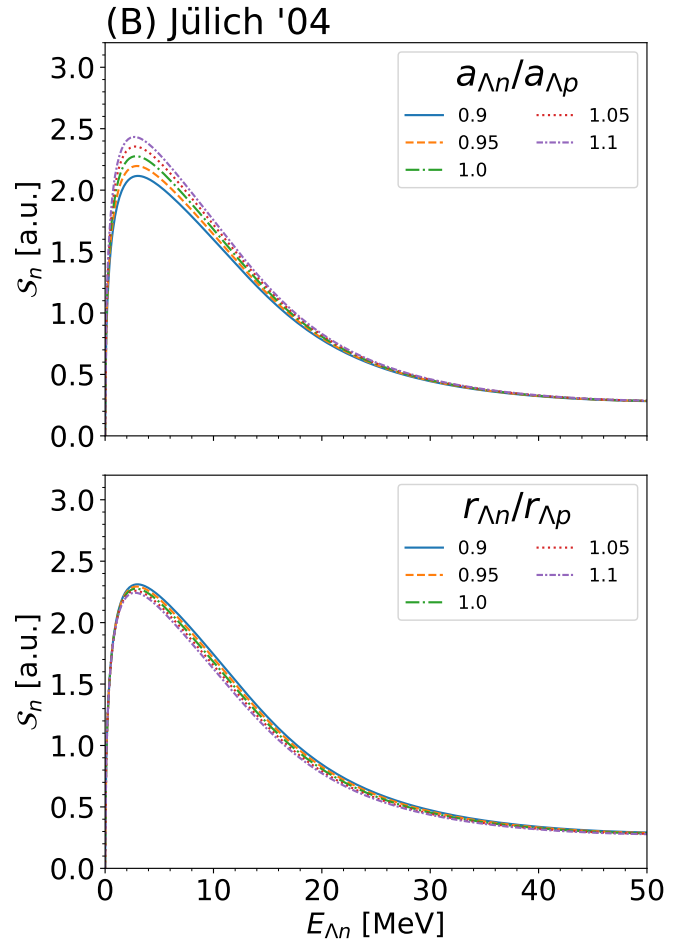


FIG. 14. Same as Fig. 13 but $a_{\Sigma N} = -3.83 - i3.01$ fm (Jülich '04) is used.

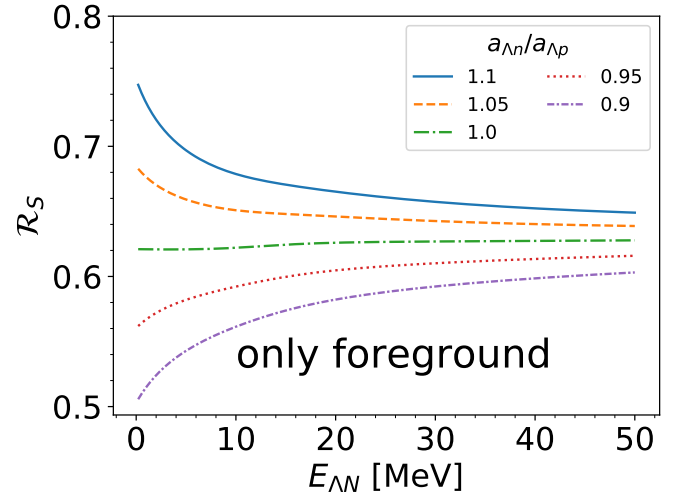


FIG. 15. Ratio \mathcal{R}_S calculated only with the foreground diagram as a function of the excited energy $E_{\Lambda N}$. We take several $a_{\Lambda n}$ values within $\pm 10\%$ of $a_{\Lambda p}$, while the other ΛN parameters are fixed at $a_{\Lambda p} = -1.56$ fm, and $r_{\Lambda n} = r_{\Lambda p} = 3.7$ fm.

havior stems from the effect of the interference between the foreground diagram and the impulse diagram, which is the largest background contribution. This will help us to extract the nature of isospin symmetry breaking on the ΛN interaction. At least we could find out the direction of isospin symmetry breaking of the Λn scattering length against Λp .

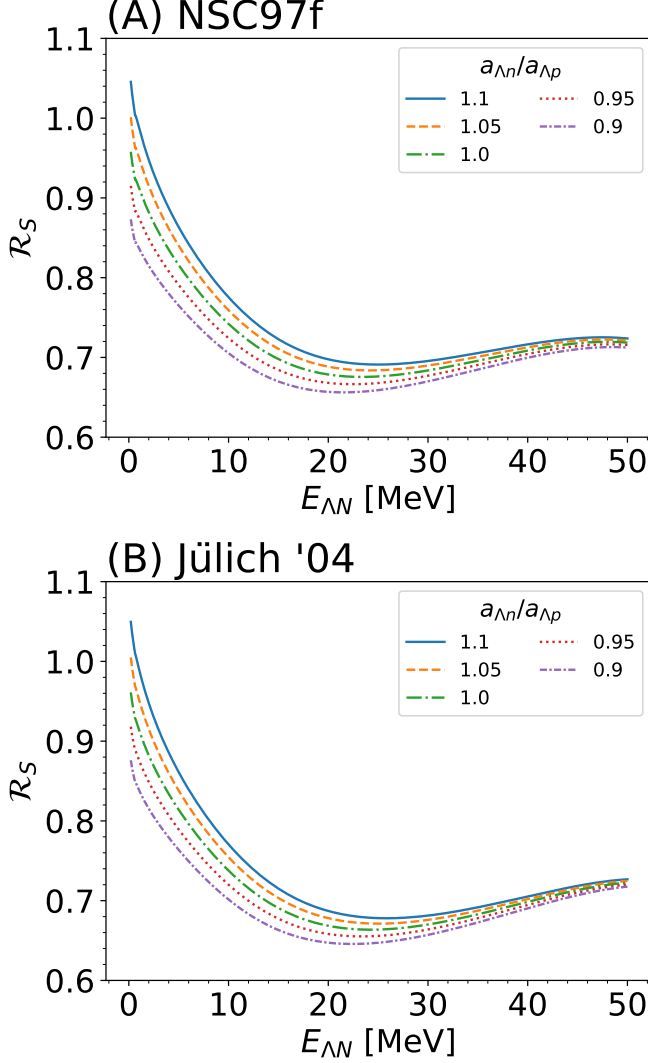


FIG. 16. Same as Fig. 15 but for incorporating the background contributions. The upper and lower panels show the ratios obtained by using the $a_{\Sigma N}$ values in NSC97f and Jülich '04, respectively.

D. Comparison to the previous experiments

We compare our calculation for $K^-d \rightarrow \pi^- \Lambda p$ with the past experimental data.

First we show the proton kinetic energy T_p spectrum in Fig. 18 together with the experimental data in Ref. [30]. Our calculation is multiplied by a constant to adjust the height to the data. In Ref. [30], they have measured

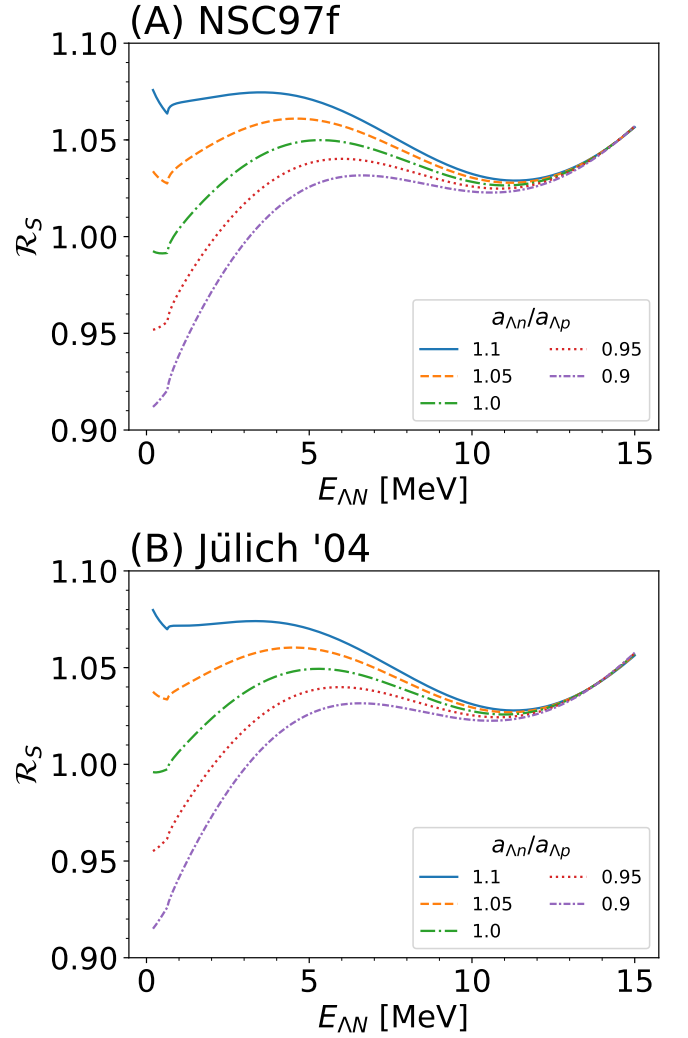


FIG. 17. Same as Fig. 16 but the cutoff of θ_Λ^* is not applied. The upper and lower panels show the ratios obtained by using the $a_{\Sigma N}$ values in NSC97f and Jülich '04, respectively.

the number of counts on the $K^-d \rightarrow \pi^- \Lambda p$ reaction with stopped K^- . In their result, a bump structure was found around $T_p = 30$ MeV, but it was not reproduced in the previous theoretical calculation [28]. Reference [30] mentioned that the bump structure would be explained by the effect of the $\Sigma(1385)$ resonance. Nevertheless, in our calculation, we reproduce the experimental data well without introducing the $\Sigma(1385)$ resonance. In our calculation, we take into account several diagrams with their interference and the bump structure is actually explained by the interference between the Σ exchange and other contributions coming from the foreground, the impulse and the kaon exchange diagrams. The theoretical line shown in Ref. [30] considered only the impulse and Σ - Λ conversion effects without their interference. Our calculation shows that one does not have to introduce the $\Sigma(1385)$ resonance in the calculation such low-energy $\bar{K}N$ scattering.

Next we show the Λp invariant mass spectrum in com-

parison with the experimental data [31] as plotted in Fig. 19. In Ref. [31], they have measured the number of counts on the $K^-d \rightarrow \pi^- \Lambda p$ reaction with stopped K^- and shown it as a function of the Λp invariant mass. It was pointed out in Refs. [44, 45] that only events with proton recoil momenta more than 75 MeV/c were counted in Ref. [31]. Thus, in order to compare our result with the experimental data given in Ref. [31], we make a similar cut on proton momenta in our calculation. It should be noted that the Λp invariant mass spectrum without the proton momentum cutoff is shown in Fig. 4. Our calculation reproduces well the rapid increase at the threshold seen in the experimental data.

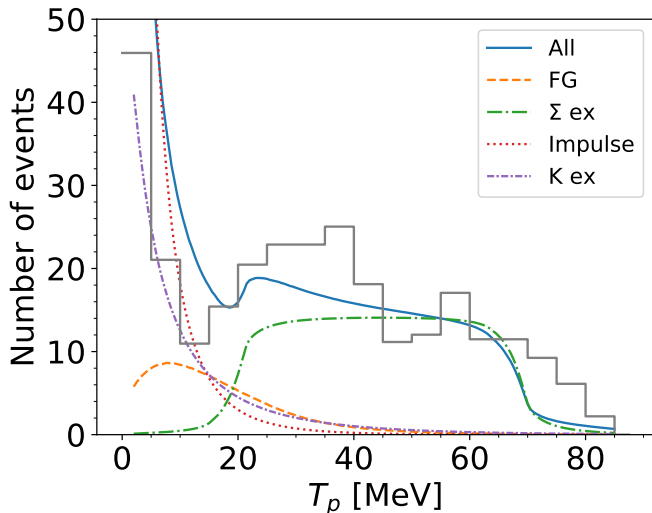


FIG. 18. Proton kinetic energy T_p spectrum for $K^-d \rightarrow \pi^- \Lambda p$ reaction in comparison with the experimental data taken from Ref. [30].

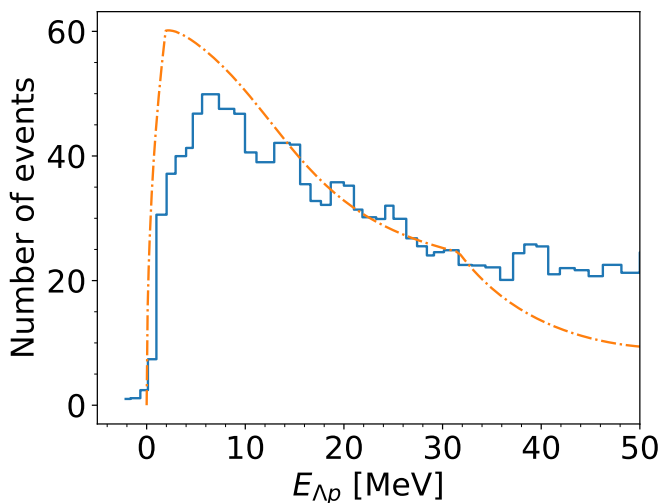


FIG. 19. Λp invariant mass spectrum for $K^-d \rightarrow \pi^- \Lambda p$ reaction in comparison with the experimental data taken from Ref. [31]. The theoretical spectrum is obtained by removing the events with the proton momentum less than 75 MeV/c.

IV. CONCLUSION

In this paper, we have studied $K^-d \rightarrow \pi \Lambda N$ reactions with stopped kaons for extracting isospin symmetry breaking in the ΛN scattering. We have proposed that the $K^-d \rightarrow \pi \Lambda N$ process has an advantage for the study of isospin symmetry breaking in the ΛN scattering, because both isospin partners, Λp and Λn , are possible in the final state and we can observe both Λp and Λn final state interactions with the same initial condition. We have formulated the $K^-d \rightarrow \pi \Lambda N$ amplitudes by considering not only the foreground contribution which contains the ΛN final state interaction but also background contributions which include the impulse diagram, the Σ , K and π exchange diagrams. These background diagrams contain the $\pi \Lambda$ and πN final state interactions. For stopped kaons, the ΛN interaction is dominated by the spin triplet configuration because of the deuteron spin and s -wave dominance of low-energy scattering. In order to reduce the background effects, we have examined the dependence of the amplitude to the angle of Λ in the final state and have found that the background effects can be suppressed for narrower angles between Λ and π .

We have found that the ΛN invariant mass spectra both for the Λp and Λn processes are sensitive to the ΛN scattering properties around the ΛN threshold, $E_{\Lambda p} < 30$ MeV and that one may extract the scattering lengths and the effective ranges from these spectra. It has also turned out that the $\Sigma N \rightarrow \Lambda N$ transition effect is less important around the ΛN threshold. We have suggested that the ratio of the invariant mass spectra for the Λn and Λp processes works well for the extraction of the ratio of scattering lengths between Λp and Λn . We have also compared our calculation with the experimental data for $K^-d \rightarrow \pi^- \Lambda p$ reaction and it has been reproduced well.

ACKNOWLEDGMENTS

The work of Y.I. was partly supported by Grant-in-Aid for Scientific Research from Japan Society for the Promotion of Science (JSPS) (20J20598). The work of D.J. was partly supported by Grants-in-Aid for Scientific Research from JSPS (17K05449, 21K03530). The work of T.I. was partly supported by Grants-in-Aid for Scientific Research from JSPS (19H01902, 19H05141, 19H05181, 21H00114).

Appendix A: $\Sigma N \rightarrow \Lambda N$ transition amplitudes

In order to obtain the $\Sigma N \rightarrow \Lambda N$ transition amplitude $T_{\Sigma N \rightarrow \Lambda N}$, we employ the unitarity of S -matrix in the isospin-doublet ΛN and ΣN channels. The unitarity is implemented to the normalized transition amplitude f , which is defined by $T \equiv \mathcal{N}f$ with the kinematical factor

TABLE I. Model parameters in a unit of MeV^{-1}

$a_{\Sigma N}$	1.68 – i 2.35 fm (NSC97f)	–3.83 – i 3.01 fm (Jülich '04)
v_{11}	8.3×10^{-5}	2.1×10^{-2}
v_{12}	6.5×10^{-3}	4.4×10^{-2}
v_{22}	8.8×10^{-3}	7.1×10^{-2}

\mathcal{N} given in Eq. (16), as

$$F = (-V^{-1} + iP)^{-1} \quad (\text{A1})$$

where F , V , and P stand for the matrices of the scattering amplitudes, the interaction kernels, and the momenta, respectively, and are defined as

$$F = \begin{pmatrix} f_{\Lambda N} & f_{\Sigma \Lambda} \\ f_{\Sigma \Lambda} & f_{\Lambda N} \end{pmatrix}, \quad (\text{A2})$$

$$V = \begin{pmatrix} v_{11} & v_{12} \\ v_{12} & v_{22} \end{pmatrix}, \quad (\text{A3})$$

$$P = \begin{pmatrix} p_{\Lambda}^* & 0 \\ 0 & p_{\Sigma}^* \end{pmatrix}. \quad (\text{A4})$$

Here, p_{Λ}^* and p_{Σ}^* in P are the momenta of Λ and Σ in the Λ -nucleon c.m. frame, respectively. Note that p_{Σ}^* is pure imaginary when one considers the energy region below the ΣN threshold. Here we assume that each v_{ij} model parameters is constant.

By using Eq. (A1), we obtain the off-diagonal amplitude $f_{\Sigma N \rightarrow \Lambda N}$ from the unitarity of S -matrix. The model parameters are determined so as to reproduce the scattering lengths of the ΛN and ΣN at their thresholds:

$$f_{\Lambda N} = -a_{\Lambda N}, \quad (\text{A5})$$

$$f_{\Sigma N} = -a_{\Sigma N} = -(A - iB) \quad (\text{A6})$$

with the spin-triplet isospin-doublet ΛN scattering length $a_{\Lambda N}$ and ΣN scattering length $a_{\Sigma N} = A - iB$ where A and B are real. We obtain the matrix V :

$$v_{11} = \frac{-\kappa_{\Sigma} B + a_{\Lambda N} \kappa_{\Lambda} (1 - \kappa_{\Sigma} A)}{\kappa_{\Lambda} (1 - \kappa_{\Sigma} A + \kappa_{\Sigma} B a_{\Lambda N} \kappa_{\Lambda})}, \quad (\text{A7})$$

$$v_{12} = -\frac{\sqrt{B(1 - 2\kappa_{\Lambda} A + \kappa_{\Sigma}^2 A^2 + \kappa_{\Sigma}^2 B^2)}(1 + a_{\Lambda N}^2 \kappa_{\Lambda}^2)}{\sqrt{\kappa_{\Lambda}}(1 - \kappa_{\Sigma} A + \kappa_{\Lambda} a_{\Lambda N} B \kappa_{\Lambda})}, \quad (\text{A8})$$

$$v_{22} = \frac{A - \kappa_{\Sigma} A^2 - \kappa_{\Sigma} B^2 + a_{\Lambda N} B \kappa_{\Lambda}}{1 - \kappa_{\Sigma} A + \kappa_{\Sigma} a_{\Lambda N} B \kappa_{\Lambda}} \quad (\text{A9})$$

where $\kappa_{\Lambda} = p_{\Lambda}^*$ at the ΣN threshold and $\kappa_{\Sigma} = -ip_{\Sigma}^*$ at the ΛN threshold. All the v_{ij} parameters are real. The determined v_{ij} parameters are summarized in Table I. In these calculation, we use the isospin averaged masses to obtain the kinematical variables and find $\kappa_{\Lambda} = 283.8 \text{ MeV}$ and $\kappa_{\Sigma} = 282.6 \text{ MeV}$.

-
- [1] T. O. Yamamoto *et al.* (J-PARC E13 Collaboration), *Phys. Rev. Lett.* **115**, 222501 (2015), [arXiv:1508.00376 \[nucl-ex\]](#).
- [2] A. Esser *et al.* (Mainz A1 Collaboration), *Phys. Rev. Lett.* **114**, 232501 (2015), [arXiv:1501.06823 \[nucl-ex\]](#).
- [3] G. A. Miller and W. T. H. V. Oers, Charge independence and charge symmetry, in *Symmetries and Fundamental Interactions in Nuclei*, pp. 127–167, [arXiv:nucl-th/9409013](#).
- [4] A. Budzanowski *et al.* (HIRES Collaboration), *Phys. Lett. B* **687**, 31 (2010), [arXiv:1003.0290 \[nucl-ex\]](#).
- [5] T. A. Rijken, V. G. J. Stoks, and Y. Yamamoto, *Phys. Rev. C* **59**, 21 (1999), [arXiv:nucl-th/9807082](#).
- [6] T. A. Rijken, M. M. Nagels, and Y. Yamamoto, *Prog. Theor. Phys. Suppl.* **185**, 14 (2010).
- [7] M. M. Nagels, T. A. Rijken, and Y. Yamamoto, *Phys. Rev. C* **99**, 044003 (2019), [arXiv:1501.06636 \[nucl-th\]](#).
- [8] B. Holzenkamp, K. Holinde, and J. Speth, *Nucl. Phys. A* **500**, 485 (1989).
- [9] A. Reuber, K. Holinde, and J. Speth, *Nucl. Phys. A* **570**, 543 (1994).
- [10] J. Haidenbauer and U.-G. Meißner, *Phys. Rev. C* **72**, 044005 (2005), [arXiv:nucl-th/0506019](#).
- [11] K. Tominaga, T. Ueda, M. Yamaguchi, N. Kijima, D. Okamoto, K. Miyagawa, and T. Yamada, *Nucl. Phys. A* **642**, 483 (1998).
- [12] K. Tominaga and T. Ueda, *Nucl. Phys. A* **693**, 731 (2001).
- [13] M. Kohno, Y. Fujiwara, T. Fujita, C. Nakamoto, and Y. Suzuki, *Nucl. Phys. A* **674**, 229 (2000), [arXiv:nucl-th/9912059](#).
- [14] Y. Fujiwara, Y. Suzuki, and C. Nakamoto, *Prog. Part. Nucl. Phys.* **58**, 439 (2007), [arXiv:nucl-th/0607013](#).
- [15] H. Garcilazo, T. Fernández-Caramés, and A. Valcarce, *Phys. Rev. C* **75**, 034002 (2007), [arXiv:hep-ph/0701275](#).
- [16] Y. Fujiwara, C. Nakamoto, and Y. Suzuki, *Phys. Rev. C* **54**, 2180 (1996).
- [17] M. J. Savage and M. B. Wise, *Phys. Rev. D* **53**, 349 (1996), [arXiv:hep-ph/9507288](#).
- [18] C. L. Korpa, A. E. L. Dieperink, and R. G. E. Timmermans, *Phys. Rev. C* **65**, 015208 (2002), [arXiv:nucl-th/0109072](#).
- [19] H. Polinder, J. Haidenbauer, and U.-G. Meißner, *Nucl. Phys. A* **779**, 244 (2006), [arXiv:nucl-th/0605050](#).
- [20] J. Haidenbauer, S. Petschauer, N. Kaiser, U. G. Meißner, A. Nogga, and W. Weise, *Nucl. Phys. A* **915**, 24 (2013), [arXiv:1304.5339 \[nucl-th\]](#).
- [21] J. Haidenbauer, U. G. Meißner, and A. Nogga, *Eur. Phys. J. A* **56**, 91 (2020), [arXiv:1906.11681 \[nucl-th\]](#).
- [22] K.-W. Li, X.-L. Ren, L.-S. Geng, and B.-W. Long, *Chin. Phys. C* **42**, 014105 (2018), [arXiv:1612.08482 \[nucl-th\]](#).
- [23] K.-W. Li, X.-L. Ren, L.-S. Geng, and B. Long, *Phys.*

- Rev. D **94**, 014029 (2016), arXiv:1603.07802 [hep-ph].
- [24] J. Song, K.-W. Li, and L.-S. Geng, *Phys. Rev. C* **97**, 065201 (2018), arXiv:1802.04433 [nucl-th].
- [25] X. L. Ren, E. Epelbaum, and J. Gegelia, *Phys. Rev. C* **101**, 034001 (2020), arXiv:1911.05616 [nucl-th].
- [26] S. Petschauer, J. Haidenbauer, N. Kaiser, U.-G. Meißner, and W. Weise, *Front. in Phys.* **8**, 12 (2020), arXiv:2002.00424 [nucl-th].
- [27] J. Haidenbauer, U.-G. Meißner, and A. Nogga, *Few Body Syst.* **62**, 105 (2021), arXiv:2107.01134 [nucl-th].
- [28] T. Kotani and M. Ross, *Nuovo Cim.* **14**, 1282 (1959).
- [29] T. B. Day and G. A. Snow, *Phys. Rev. Lett.* **2**, 59 (1959).
- [30] O. I. Dahl, N. Horwitz, D. H. Miller, J. J. Murray, and P. G. White, *Phys. Rev. Lett.* **6**, 142 (1961).
- [31] T. H. Tan, *Phys. Rev. Lett.* **23**, 395 (1969).
- [32] D. Cline, R. Laumann, and J. Mapp, *Phys. Rev. Lett.* **20**, 1452 (1968).
- [33] G. Alexander, B. H. Hall, N. Jew, G. Kalmus, and A. Kernan, *Phys. Rev. Lett.* **22**, 483 (1969).
- [34] D. Eastwood, J. R. Fry, F. R. Heathcote, G. S. Islam, D. J. Candlin, G. Copley, G. R. Evans, J. R. Campbell, W. T. Morton, P. J. Negus, M. J. Counihan, D. P. Goyal, D. B. Miller, and B. Schwarzschild, *Phys. Rev. D* **3**, 2603 (1971).
- [35] O. Braun, H. J. Grimm, V. Hepp, H. Strobele, C. Thol, T. J. Thouw, F. Gandini, C. M. Kiesling, D. E. Plane, and W. Wittek, *Nucl. Phys. B* **124**, 45 (1977).
- [36] R. M. A. Fujii, *Nuovo Cim.* **8**, 643 (1958).
- [37] R. Karplus and L. S. Rodberg, *Phys. Rev.* **115**, 1058 (1959).
- [38] A. E. Kudryavtsev, *JETP Lett.* **90** (1971).
- [39] E. Satoh, Y. Iwamura, and Y. Takahashi, *Phys. Rev. Lett.* **35**, 1128 (1975).
- [40] G. Toker, A. Gal, and J. M. Eisenberg, *Phys. Lett. B* **88**, 235 (1979).
- [41] R. H. Dalitz, C. R. Hemming, and E. J. Morris, *Nukleonika* **26**, 1555 (1980).
- [42] G. Toker, A. Gal, and J. M. Eisenberg, *Nucl. Phys. A* **362**, 405 (1981).
- [43] R. H. Dalitz, *Nucl. Phys. A* **354**, 101C (1981).
- [44] R. H. Dalitz and A. Deloff, *Czech. J. Phys. B* **32**, 1021 (1982).
- [45] M. Torres, R. H. Dalitz, and A. Deloff, *Phys. Lett. B* **174**, 213 (1986).
- [46] H. Machner, J. Haidenbauer, F. Hinterberger, A. Magiera, J. A. Niskanen, J. Ritman, and R. Siudak, *Nucl. Phys. A* **901**, 65 (2013), arXiv:1301.6089 [nucl-ex].
- [47] E. Oset, A. Ramos, and C. Bennhold, *Phys. Lett. B* **527**, 99 (2002), [Erratum: Phys.Lett.B 530, 260–260 (2002)], arXiv:nucl-th/0109006.
- [48] D. Jido, E. Oset, and T. Sekihara, *Eur. Phys. J. A* **47**, 42 (2011), arXiv:1008.4423 [nucl-th].
- [49] D. Jido, E. Oset, and T. Sekihara, *Eur. Phys. J. A* **49**, 95 (2013), arXiv:1207.5350 [nucl-th].
- [50] J. Yamagata-Sekihara, T. Sekihara, and D. Jido, *PTEP* **2013**, 043D02 (2013), arXiv:1210.6108 [nucl-th].
- [51] P. A. Zyla *et al.* (Particle Data Group), *PTEP* **2020**, 083C01 (2020).
- [52] R. Machleidt, *Phys. Rev. C* **63**, 024001 (2001), arXiv:nucl-th/0006014.
- [53] SAID partial-wave analysis, available at <http://gwdac.phys.gwu.edu/>.