

A Unified Stochastic SIR Model Driven By Lévy Noise With Time-Dependency

Terry Easlick and Wei Sun*

Centre de recherche du CHU Sainte-Justine

Département de Mathématiques et de Statistique

Université de Montréal, Canada

Department of Mathematics and Statistics

Concordia University, Canada

terry.easlick@umontreal.ca, wei.sun@concordia.ca

Abstract

We propose a unified stochastic SIR model driven by Lévy noise. The model is structural enough to allow for time-dependency, nonlinearity, discontinuity, demography and environmental disturbances. We present concise results on the existence and uniqueness of positive global solutions and investigate the extinction and persistence of the novel model. Examples and simulations are provided to illustrate the main results.

MSC: 60H10; 92D30; 93E15

Keywords: Unified stochastic SIR model, time-dependency, nonlinear transmission and recovery, Lévy jump, positive global solution, extinction, persistence.

*Corresponding author.

1 Introduction

The investigation of infectious diseases has a rich history that gave rise to the field epidemiology (cf. [5]). The first known study of infectious disease data relating to causes of death occurred in the 17th century by John Graunt. The work completed by Graunt was published in his 1662 book *Natural and Political Observations made upon the Bills of Mortality*. Mathematical epidemiology is considered to have begun with the work of Daniel Bernoulli with his model for smallpox inoculation in the 18th century. Late in the early 20th century, W.H. Hamer surmised the rate of disease spread was dependent upon the numbers of those at risk (susceptible) and those currently ill/contagious (infected). He also recommended the use of a mass action law for the rate of infections. The two previous ideas cemented the basic building blocks of epidemiological compartmental models. Compartmental models are the idea that the population can be segmented based on the status of health as related to a disease. For instance, the subpopulation at risk of becoming infected by a particular disease is represented by the susceptible compartment where as the subpopulation which is currently infected is represented by the infected compartment.

Compartmental models have garnered much attention in the past century by researchers in pursuit of understanding and control of infectious diseases. Mathematical analysis of such models aids decision-making regarding public health policy changes – especially in the event of a pandemic (e.g., COVID-19). One such compartmental model introduced by Kermack and McKendrick [18] in 1927 divides a population into three compartments – susceptible, infected, and recovered (SIR). The classical SIR model is as follows:

$$\begin{cases} \frac{dX_t}{dt} = -\beta X_t Y_t, \\ \frac{dY_t}{dt} = (\beta X_t - \gamma) Y_t, \\ \frac{dZ_t}{dt} = \gamma Y_t, \end{cases} \quad (1.1)$$

where β is the transmission coefficient and γ the recovery coefficient. Additionally, demography may be introduced to include birth recruitment coefficient Λ and mortality coefficient μ as:

$$\begin{cases} \frac{dX_t}{dt} = \Lambda - \mu X_t - \beta X_t Y_t, \\ \frac{dY_t}{dt} = [\beta X_t - (\mu + \gamma)] Y_t, \\ \frac{dZ_t}{dt} = \gamma Y_t - \mu Z_t. \end{cases} \quad (1.2)$$

The basic SIR models (1.1) and (1.2) have many variations including the SIRD, SIRS, SIRV, SEIR, MSIR, etc. (cf. e.g., [2], [6] and [23]). Further, these deterministic models have been put into different stochastic frameworks, which make the situation more realistic (cf. e.g., [3], [8]–[14], [17], [20], [21] and [24]–[27]). The existing models are often analyzed with a focus on specific diseases or parameters. Such studies have been very successful in achieving new results; however, often it is the case that structural variability is lacking in these models. To overcome the drawbacks inherent in traditional approaches, we propose and investigate in this paper the

unified stochastic SIR (USSIR) model:

$$\left\{ \begin{array}{l} dX_t = b_1(t, X_t, Y_t, Z_t)dt + \sum_{j=1}^n \sigma_{1j}(t, X_t, Y_t, Z_t)dB_t^{(j)} \\ \quad + \int_{\{|u|<1\}} h_1(t, X_{t-}, Y_{t-}, Z_{t-}, u)\tilde{N}(dt, du) + \int_{\{|u|\geq 1\}} g_1(t, X_{t-}, Y_{t-}, Z_{t-}, u)N(dt, du), \\ dY_t = b_2(t, X_t, Y_t, Z_t)dt + \sum_{j=1}^n \sigma_{2j}(t, X_t, Y_t, Z_t)dB_t^{(j)} \\ \quad + \int_{\{|u|<1\}} h_2(t, X_{t-}, Y_{t-}, Z_{t-}, u)\tilde{N}(dt, du) + \int_{\{|u|\geq 1\}} g_2(t, X_{t-}, Y_{t-}, Z_{t-}, u)N(dt, du), \\ dZ_t = b_3(t, X_t, Y_t, Z_t)dt + \sum_{j=1}^n \sigma_{3j}(t, X_t, Y_t, Z_t)dB_t^{(j)} \\ \quad + \int_{\{|u|<1\}} h_3(t, X_{t-}, Y_{t-}, Z_{t-}, u)\tilde{N}(dt, du) + \int_{\{|u|\geq 1\}} g_3(t, X_{t-}, Y_{t-}, Z_{t-}, u)N(dt, du). \end{array} \right. \quad (1.3)$$

Hereafter, \mathbb{R}_+ denotes the set of all positive real numbers, $(B_t^{(1)}, \dots, B_t^{(n)})_{t \geq 0}$ is a standard n -dimensional Brownian motion, N is a Poisson random measure on $\mathbb{R}_+ \times (\mathbb{R}^d - \{0\})$ with intensity measure ν satisfying $\int_{\mathbb{R}^d - \{0\}} (1 \wedge |u|^2) \nu(du) < \infty$ and $\tilde{N}(dt, du) = N(dt, du) - \nu(du)dt$, $(B_t^{(1)}, \dots, B_t^{(n)})_{t \geq 0}$ and N are independent, $b_i, \sigma_{ij} : [0, \infty) \times \mathbb{R}_+^3 \mapsto \mathbb{R}$, $h_i, g_i : [0, \infty) \times \mathbb{R}_+^3 \times (\mathbb{R}^d - \{0\}) \mapsto \mathbb{R}$, $i = 1, 2, 3$, $j = 1, 2, \dots, n$, are measurable functions.

We will show that the USSIR model (1.3) is structural in design that allows variability without sacrificing key results on the extinction and persistence of diseases. Namely, the model allows for time-dependency, nonlinearity (of drift, diffusion and jump) and demography. Environmental disturbances can have profound effects on transmission, recovery, mortality and population growth. Different diseases may have drastically different dynamics thus making perturbations of transmission or recovery natural to consider. Moreover, exact mixing of susceptible and infected compartments may be difficult to measure thus the transmission will be prone to disturbances – this can be accounted for by the inclusion of stochasticity. The above model encapsulates the stochastic perturbations driven by white noises $(B_t^{(j)})$ with intensities $\sigma_{ij}(t, X_t, Y_t, Z_t)$ and Poisson random measure $N(dt, du)$ with small jumps $h_i(t, X_{t-}, Y_{t-}, Z_{t-}, u)$ and large jumps $g_i(t, X_{t-}, Y_{t-}, Z_{t-}, u)$. An important structural feature we emphasize is time-dependency. Time-dependency can capture the progression of a disease insofar as mutations/transmissibility (e.g., Delta and Omicron variants of COVID-19, vaccination programs).

The remainder of this paper is organized as follows. In Sections 2 and 3, we establish results on the existence and uniqueness of global solutions, extinction and persistence of diseases, and provide illustrative examples. Section 2 is concerned with the USSIR model (1.3) where compartments take values in \mathbb{R}_+^3 and Section 3 is concerned with a special case focusing on proportionality. The examples in Sections 2 and 3 are intended to show the flexibility of the model while maintaining biological relevance. In section 4, we present simulations which correspond to examples given in the previous sections. In section 5, we make concluding remarks. At the time of writing this paper we are unaware of existing work on the USSIR model and aim to add such a novel

model to the existing literature.

2 Model for population numbers

In this section, we let X_t , Y_t and Z_t denote respectively the numbers of susceptible, infected and recovered individuals at time t . For $t \in [0, \infty)$, $(x, y, z) \in \mathbb{R}_+^3$ and $u \in \mathbb{R}^d - \{0\}$, define

$$k(t, x, y, z, u) := \frac{h_1(t, x, y, z, u)}{x} + \frac{h_2(t, x, y, z, u)}{y} + \frac{h_3(t, x, y, z, u)}{z} - \ln \left\{ \left(1 + \frac{h_1(t, x, y, z, u)}{x} \right) \left(1 + \frac{h_2(t, x, y, z, u)}{y} \right) \left(1 + \frac{h_3(t, x, y, z, u)}{z} \right) \right\}. \quad (2.1)$$

We make the following assumptions.

(A1) There exists $(x_0, y_0, z_0) \in \mathbb{R}_+^3$ such that for any $T \in (0, \infty)$ and $i = 1, 2, 3$,

$$b_i(\cdot, x_0, y_0, z_0), \sum_{j=1}^n |\sigma_{ij}(\cdot, x_0, y_0, z_0)| \in L^2[0, T], \int_{\{|u|<1\}} |h_i(\cdot, x_0, y_0, z_0, u)|^2 \nu(du) \in L^1[0, T].$$

(A2) For any $T \in (0, \infty)$ and $N \in \mathbb{N}$, there exists $K_{N,T} \in L_+^1[0, T]$ such that

$$\begin{aligned} & \sum_{i=1}^3 |b_i(t, x_1, y_1, z_1) - b_i(t, x_2, y_2, z_2)|^2 + \sum_{i=1}^3 \sum_{j=1}^n |\sigma_{ij}(t, x_1, y_1, z_1) - \sigma_{ij}(t, x_2, y_2, z_2)|^2 \\ & + \sum_{i=1}^3 \int_{\{|u|<1\}} |h_i(t, x_1, y_1, z_1, u) - h_i(t, x_2, y_2, z_2, u)|^2 \nu(du) \\ & \leq K_{N,T}(t) [(x_1 - x_2)^2 + (y_1 - y_2)^2 + (z_1 - z_2)^2], \\ & \forall t \in [0, T], (x_1, y_1, z_1), (x_2, y_2, z_2) \in \left[\frac{1}{N}, N \right]^3. \end{aligned}$$

(A3) For any $(x, y, z) \in \mathbb{R}_+^3$, $t \in (0, \infty)$ and $u \in \mathbb{R}^d - \{0\}$,

$$\left(1 + \frac{h_1(t, x, y, z, u)}{x} \right), \left(1 + \frac{h_2(t, x, y, z, u)}{y} \right), \left(1 + \frac{h_3(t, x, y, z, u)}{z} \right) > 0,$$

and

$$\left(1 + \frac{g_1(t, x, y, z, u)}{x} \right), \left(1 + \frac{g_2(t, x, y, z, u)}{y} \right), \left(1 + \frac{g_3(t, x, y, z, u)}{z} \right) > 0.$$

(A4) For any $T \in (0, \infty)$,

$$\sup_{t \in [0, T], (x, y, z) \in \mathbb{R}_+^3} \left\{ \frac{(x-1)b_1(t, x, y, z)}{x} + \frac{(y-1)b_2(t, x, y, z)}{y} + \frac{(z-1)b_3(t, x, y, z)}{z} \right\} < \infty,$$

$$\sum_{j=1}^n \sup_{t \in [0, T], (x, y, z) \in \mathbb{R}_+^3} \left\{ \frac{|\sigma_{1j}(t, x, y, z)|}{x} + \frac{|\sigma_{2j}(t, x, y, z)|}{y} + \frac{|\sigma_{3j}(t, x, y, z)|}{z} \right\} < \infty,$$

and there exists $\eta_T \in \mathcal{B}(\mathbb{R}^d)$ such that

$$\eta_T > 0, \quad \int_{\{|u| < 1\}} \eta_T(u) \nu(du) < \infty, \quad (2.2)$$

and

$$\sup_{t \in [0, T], (x, y, z) \in \mathbb{R}_+^3, u \in \mathbb{R}^d - \{0\}} \frac{k(t, x, y, z, u)}{\eta_T(u)} < \infty.$$

Let $C^{1,2}(\mathbb{R}_+ \times \mathbb{R}_+^3; \mathbb{R})$ be the set of all functions $V(t, w)$ on $\mathbb{R}_+ \times \mathbb{R}_+^3$ which are continuously differentiable with respect to t and twice continuously differentiable with respect to $w = (w_1, w_2, w_3)$. For $V \in C^{1,2}(\mathbb{R}_+ \times \mathbb{R}_+^3; \mathbb{R})$, we define

$$\begin{aligned} \mathcal{L}V(t, w) &= \langle V_w(w), b(t, w) \rangle + \frac{1}{2} \text{trace}(\sigma^T(t, w) V_{ww}(w) \sigma(t, w)) \\ &\quad + \int_{\{|u| < 1\}} [V(w + h(t, w, u)) - V(w) - \langle V_w(w), h(t, w, u) \rangle] \nu(du), \end{aligned}$$

with $V_w = (\frac{\partial V}{\partial w_1}, \frac{\partial V}{\partial w_2}, \frac{\partial V}{\partial w_3})$, $V_{ww} = (\frac{\partial^2 V}{\partial w_i \partial w_j})_{1 \leq i, j \leq 3}$, $b = (b_1, b_2, b_3)$, $\sigma = (\sigma_{ij})_{1 \leq i, j \leq 3}$ and $h = (h_1, h_2, h_3)$.

Now we present the result on the existence and uniqueness of solutions to the system (1.3).

Theorem 2.1 *Suppose that Assumptions (A1)–(A4) hold. Then, for any given initial value $(X_0, Y_0, Z_0) \in \mathbb{R}_+^3$, the system (1.3) has a unique strong solution taking values in \mathbb{R}_+^3 .*

Proof. By (A3) and the interlacing technique (cf. [1]), to complete the proof, we need only consider the case that $g_i \equiv 0$, $i = 1, 2, 3$. Then, equation (1.3) becomes equation

$$\begin{cases} dX_t = b_1(t, X_t, Y_t, Z_t) + \sum_{j=1}^n \sigma_{1j}(t, X_t, Y_t, Z_t) dB_t^{(j)} + \int_{\{|u| < 1\}} h_1(t, X_{t-}, Y_{t-}, Z_{t-}, u) \tilde{N}(dt, du), \\ dY_t = b_2(t, X_t, Y_t, Z_t) + \sum_{j=1}^n \sigma_{2j}(t, X_t, Y_t, Z_t) dB_t^{(j)} + \int_{\{|u| < 1\}} h_2(t, X_{t-}, Y_{t-}, Z_{t-}, u) \tilde{N}(dt, du), \\ dZ_t = b_3(t, X_t, Y_t, Z_t) + \sum_{j=1}^n \sigma_{3j}(t, X_t, Y_t, Z_t) dB_t^{(j)} + \int_{\{|u| < 1\}} h_3(t, X_{t-}, Y_{t-}, Z_{t-}, u) \tilde{N}(dt, du). \end{cases} \quad (2.3)$$

By (A1) and (A2), similar to [15, Lemma 2.1], we can show that there exists a unique local strong solution to equation (2.3) on $[0, \tau)$, where τ is the explosion time. We will show below that $\tau = \infty$ almost surely (a.s.). Define

$$\tau_N = \inf \left\{ t \in [0, \tau) : (X_t, Y_t, Z_t) \notin \left[\frac{1}{N}, N \right]^3 \right\}, \quad N \in \mathbb{N},$$

and

$$\tau_\infty = \lim_{N \rightarrow \infty} \tau_N.$$

We have that $\tau_\infty \leq \tau$ so it suffices to show $\tau_\infty = \infty$ a.s.. Hence assume the contrary that there exist $\varepsilon > 0$ and $T > 0$ such that

$$\mathbb{P}(\tau_\infty < T) > \varepsilon,$$

which implies that

$$\mathbb{P}(\tau_N < T) > \varepsilon, \quad \forall N \in \mathbb{N}. \quad (2.4)$$

Define

$$V(x, y, z) = (x - 1 - \ln x) + (y - 1 - \ln y) + (z - 1 - \ln z), \quad (x, y, z) \in (0, \infty)^3,$$

and

$$W_t = (X_t, Y_t, Z_t).$$

By Itô's formula, we obtain that for $t \leq \tau_N$,

$$\begin{aligned} V(W_t) &= V(W_0) + \int_0^t \mathcal{L}V(s, W_s) ds + \int_0^t \langle V_x(W_s), \sigma(s, X_s) \rangle dB_s \\ &\quad + \int_0^t \int_{\{|u|<1\}} [V(W_{s-} + h(s, W_{s-}, u)) - V(W_{s-})] \tilde{N}(ds, du). \end{aligned}$$

Then, by **(A4)**, there exist $C_T > 0$ and $\eta_T \in \mathcal{B}(\mathbb{R}^d)$ such that (2.2) holds and

$$\begin{aligned} &\mathbb{E}[V(X_{T \wedge \tau_N}, Y_{T \wedge \tau_N}, Z_{T \wedge \tau_N})] - V(X_0, Y_0, Z_0) \\ &= \mathbb{E} \left[\int_0^{T \wedge \tau_N} \left\{ \frac{(X_s - 1)b_1(s, X_s, Y_s, Z_s)}{X_s} + \frac{(Y_s - 1)b_2(s, X_s, Y_s, Z_s)}{Y_s} + \frac{(Z_s - 1)b_3(s, X_s, Y_s, Z_s)}{Z_s} \right\} ds \right] \\ &\quad + \frac{1}{2} \sum_{j=1}^n \mathbb{E} \left[\int_0^{T \wedge \tau_N} \left\{ \frac{\sigma_{1j}^2(s, X_s, Y_s, Z_s)}{X_s^2} + \frac{\sigma_{2j}^2(s, X_s, Y_s, Z_s)}{Y_s^2} + \frac{\sigma_{3j}^2(s, X_s, Y_s, Z_s)}{Z_s^2} \right\} ds \right] \\ &\quad + \mathbb{E} \left[\int_0^{T \wedge \tau_N} \int_{\{|u|<1\}} k(s, X_s, Y_s, Z_s, u) \nu(du) ds \right] \\ &\leq C_T T + \frac{C_T^2 T}{2} + C_T T \int_{\{|u|<1\}} \eta_T(u) \nu(du). \end{aligned}$$

However, by (2.4), we get

$$\mathbb{E}[V(X_{T \wedge \tau_N}, Y_{T \wedge \tau_N}, Z_{T \wedge \tau_N})] > \varepsilon \left[\left(\frac{1}{N} - 1 + \ln N \right) \wedge (N - 1 - \ln N) \right] \rightarrow \infty \text{ as } N \rightarrow \infty.$$

We have arrived at a contradiction. Therefore, $\tau = \infty$ a.s. and the proof is complete. \square

Next, we consider the extinction and persistence of diseases. Namely, we investigate whether a disease will extinct with an exponential rate or will be persistent in mean. The system (1.3) is called persistent in mean if

$$\liminf_{t \rightarrow \infty} \frac{1}{t} \int_0^t Y_s ds > 0 \text{ a.s..}$$

Theorem 2.2 *Suppose that Assumptions (A1)–(A4) hold. Let (X_t, Y_t, Z_t) be a solution to equation (1.3) with $(X_0, Y_0, Z_0) \in \mathbb{R}_+^3$. We assume that*

$$\int_0^\infty \frac{\varphi(t)}{(1+t)^2} dt < \infty, \quad (2.5)$$

where

$$\begin{aligned} \varphi(t) := & \sup_{(x,y,z) \in \mathbb{R}_+^3} \left\{ \frac{\sum_{j=1}^n \sigma_{2j}^2(t, x, y, z)}{y^2} + \int_{\{|u|<1\}} \left[\ln \left(1 + \frac{h_2(t, x, y, z, u)}{y} \right) \right]^2 \nu(du) \right. \\ & \left. + \int_{\{|u|\geq 1\}} \left[\ln \left(1 + \frac{g_2(t, x, y, z, u)}{y} \right) \right]^2 \nu(du) \right\}. \end{aligned}$$

(i) If

$$\begin{aligned} \alpha := & \limsup_{t \rightarrow \infty} \left\{ \sup_{(x,y,z) \in \mathbb{R}_+^3} \left[\frac{b_2(t, x, y, z)}{y} - \frac{\sum_{j=1}^n \sigma_{2j}^2(t, x, y, z)}{2y^2} \right] \right. \\ & + \int_{\{|u|<1\}} \sup_{(x,y,z) \in \mathbb{R}_+^3} \left[\ln \left(1 + \frac{h_2(t, x, y, z, u)}{y} \right) - \frac{h_2(t, x, y, z, u)}{y} \right] \nu(du) \\ & \left. + \int_{\{|u|\geq 1\}} \sup_{(x,y,z) \in \mathbb{R}_+^3} \left[\ln \left(1 + \frac{g_2(t, x, y, z, u)}{y} \right) \right] \nu(du) \right\} \\ < & 0, \end{aligned} \quad (2.6)$$

then

$$\limsup_{t \rightarrow \infty} \frac{\ln Y_t}{t} \leq \alpha \text{ a.s.} \quad (2.7)$$

(ii) If there exist positive constants λ_0 and λ such that

$$\begin{aligned} & \liminf_{t \rightarrow \infty} \frac{1}{t} \int_0^t \left\{ \lambda_0 Y_s + \frac{b_2(s, X_s, Y_s, Z_s)}{Y_s} - \frac{\sum_{j=1}^n \sigma_{2j}^2(s, X_s, Y_s, Z_s)}{2Y_s^2} \right. \\ & \quad + \int_{\{|u|<1\}} \left[\ln \left(1 + \frac{h_2(s, X_{s-}, Y_{s-}, Z_{s-}, u)}{Y_{s-}} \right) - \frac{h_2(s, X_{s-}, Y_{s-}, Z_{s-}, u)}{Y_{s-}} \right] \nu(du) \\ & \quad \left. + \int_{\{|u|\geq 1\}} \ln \left(1 + \frac{g_2(s, X_{s-}, Y_{s-}, Z_{s-}, u)}{Y_{s-}} \right) \nu(du) \right\} ds \\ & \geq \lambda, \end{aligned} \quad (2.8)$$

then

$$\liminf_{t \rightarrow \infty} \frac{1}{t} \int_0^t Y_s ds \geq \frac{\lambda}{\lambda_0} \text{ a.s.} \quad (2.9)$$

(iii) If there exist positive constants λ_0 and λ such that

$$\begin{aligned}
& \liminf_{t \rightarrow \infty} \inf_{(x,y,z) \in \mathbb{R}_+^3} \left\{ \lambda_0 y + \frac{b_2(t, x, y, z)}{y} - \frac{\sum_{j=1}^n \sigma_{2j}^2(t, x, y, z)}{2y^2} \right. \\
& \quad + \int_{\{|u| < 1\}} \left[\ln \left(1 + \frac{h_2(t, x, y, z, u)}{y} \right) - \frac{h_2(t, x, y, z, u)}{y} \right] \nu(du) \\
& \quad \left. + \int_{\{|u| \geq 1\}} \ln \left(1 + \frac{g_2(t, x, y, z, u)}{y} \right) \nu(du) \right\} \\
& \geq \lambda,
\end{aligned} \tag{2.10}$$

then

$$\liminf_{t \rightarrow \infty} \frac{1}{t} \int_0^t Y_s ds \geq \frac{\lambda}{\lambda_0} \text{ a.s..}$$

Proof. (i) By Itô's formula, we get

$$\begin{aligned}
\ln Y_t &= \ln Y_0 + \int_0^t \left[\frac{b_2(s, X_s, Y_s, Z_s)}{Y_s} - \frac{\sum_{j=1}^n \sigma_{2j}^2(s, X_s, Y_s, Z_s)}{2Y_s^2} \right] ds \\
&+ \int_0^t \int_{\{|u| < 1\}} \left[\ln \left(1 + \frac{h_2(s, X_{s-}, Y_{s-}, Z_{s-}, u)}{Y_{s-}} \right) - \frac{h_2(s, X_{s-}, Y_{s-}, Z_{s-}, u)}{Y_{s-}} \right] \nu(du) ds \\
&+ \int_0^t \int_{\{|u| \geq 1\}} \ln \left(1 + \frac{g_2(s, X_{s-}, Y_{s-}, Z_{s-}, u)}{Y_{s-}} \right) \nu(du) ds \\
&+ \int_0^t \frac{\sum_{j=1}^n \sigma_{2j}(s, X_s, Y_s, Z_s)}{Y_s} dB_s^{(j)} \\
&+ \int_0^t \int_{\{|u| < 1\}} \ln \left(1 + \frac{h_2(s, X_{s-}, Y_{s-}, Z_{s-}, u)}{Y_{s-}} \right) \tilde{N}(ds, du) \\
&+ \int_0^t \int_{\{|u| \geq 1\}} \ln \left(1 + \frac{g_2(s, X_{s-}, Y_{s-}, Z_{s-}, u)}{Y_{s-}} \right) \tilde{N}(ds, du).
\end{aligned} \tag{2.11}$$

Denote the martingale part of $\ln Y_t$ by M_t . Then, by (2.11), we get

$$\begin{aligned}
\langle M \rangle_t &= \int_0^t \frac{\sum_{j=1}^n \sigma_{2j}^2(s, X_s, Y_s, Z_s)}{Y_s^2} ds \\
&+ \int_0^t \int_{\{|u| < 1\}} \left[\ln \left(1 + \frac{h_2(s, X_{s-}, Y_{s-}, Z_{s-}, u)}{Y_{s-}} \right) \right]^2 \nu(du) ds \\
&+ \int_0^t \int_{\{|u| \geq 1\}} \left[\ln \left(1 + \frac{g_2(s, X_{s-}, Y_{s-}, Z_{s-}, u)}{Y_{s-}} \right) \right]^2 \nu(du) ds.
\end{aligned}$$

By (2.5) and the strong law of large numbers for martingales (see [19, Theorem 10, Chapter 2]), we get

$$\lim_{t \rightarrow \infty} \frac{M_t}{t} = 0 \text{ a.s..} \tag{2.12}$$

Then, (2.7) holds by (2.6), (2.11) and (2.12).

(ii) By (2.8) and (2.11), if we take $\eta \in (0, \lambda)$ then there exists $T_\eta > 0$ such that for $t \geq T_\eta$,

$$\begin{aligned} \ln Y_t &\geq \ln Y_0 + (\lambda - \eta)t - \lambda_0 \int_0^t Y_s ds + \int_0^t \frac{\sum_{j=1}^n \sigma_{2j}(s, X_s, Y_s, Z_s)}{Y_s} dB_t^{(j)} \\ &\quad + \int_0^t \frac{\sum_{j=1}^n \sigma_{2j}(s, X_s, Y_s, Z_s)}{Y_s} dB_s^{(j)} \\ &\quad + \int_0^t \int_{\{|u| < 1\}} \ln \left(1 + \frac{h_2(s, X_{s-}, Y_{s-}, Z_{s-}, u)}{Y_{s-}} \right) \tilde{N}(ds, du) \\ &\quad + \int_0^t \int_{\{|u| \geq 1\}} \ln \left(1 + \frac{g_2(s, X_{s-}, Y_{s-}, Z_{s-}, u)}{Y_{s-}} \right) \tilde{N}(ds, du). \end{aligned}$$

Thus, by following the argument of the proof of [16, Lemma 5.1], we can show that (2.9) holds by (2.12).

(iii) Obviously, condition (2.10) implies condition (2.8). Hence, the assertion is a direct consequence of assertion (ii). \square

Remark 2.3 *If we take the following assumption of our model:*

$$b_2(t, x, y, z) = b_{2,1}(t, x, y, z) - b_{2,2}(t, x, y, z),$$

where $b_{2,i}(t, x, y, z) \geq 0$ for any $(t, x, y, z) \in [0, \infty) \times \mathbb{R}_+^3$, $i = 1, 2$, then condition (2.6) can be strengthened to

$$\begin{aligned} \alpha^* &:= \limsup_{t \rightarrow \infty} \left\{ \sup_{(x,y,z) \in \mathbb{R}_+^3} \left[\frac{b_{2,1}^2(t, x, y, z)}{2 \sum_{j=1}^n \sigma_{2j}^2(t, x, y, z)} - \frac{b_{2,2}(t, x, y, z)}{y} \right] \right. \\ &\quad + \int_{\{|u| < 1\}} \sup_{(x,y,z) \in \mathbb{R}_+^3} \left[\ln \left(1 + \frac{h_2(t, x, y, z, u)}{y} \right) - \frac{h_2(t, x, y, z, u)}{y} \right] \nu(du) \\ &\quad \left. + \int_{\{|u| \geq 1\}} \sup_{(x,y,z) \in \mathbb{R}_+^3} \left[\ln \left(1 + \frac{g_2(t, x, y, z, u)}{y} \right) \right] \nu(du) \right\} \\ &< 0, \end{aligned} \tag{2.13}$$

In fact, we have $\alpha \leq \alpha^*$ and hence condition (2.13) implies that

$$\limsup_{t \rightarrow \infty} \frac{\ln Y_t}{t} \leq \alpha^* \quad a.s..$$

Denote by $L_+^\infty[0, \infty)$ the set of all bounded, non-negative, measurable functions on $[0, \infty)$. For $f \in L_+^\infty[0, \infty)$, define

$$\bar{f} := \sup_{t \in [0, \infty)} f(t), \quad \underline{f} := \inf_{t \in [0, \infty)} f(t).$$

Example 2.4 Let $\Lambda, \mu, \beta, \gamma, \varepsilon, \sigma \in L_+^\infty[0, \infty)$. We consider the system

$$\begin{cases} dX_t = [\Lambda(t) - \mu(t)X_t - \beta(t)X_tY_t]dt - \sigma(t)X_tY_tdB_t, \\ dY_t = [\beta(t)X_tY_t - (\mu(t) + \gamma(t) + \varepsilon(t))Y_t]dt + \sigma(t)X_tY_tdB_t, \\ dZ_t = [\gamma(t)Y_t - \mu(t)Z_t]dt. \end{cases} \quad (2.14)$$

Suppose that

$$\underline{\mu} > 0.$$

By (2.14), we get

$$d(X_t + Y_t + Z_t) \leq [\bar{\Lambda} - \underline{\mu}(X_t + Y_t + Z_t)]dt,$$

which implies that

$$\Gamma := \left\{ (x, y, z) \in \mathbb{R}_+^3 : x + y + z \leq \frac{\bar{\Lambda}}{\underline{\mu}} \right\}$$

is an invariant set of the system (2.14). Hence, the system (2.14) has a unique strong solution taking values in Γ by Theorem 2.1.

Define

$$\alpha^* := \sup_{x \in (0, \frac{\bar{\Lambda}}{\underline{\mu}})} \left[\bar{\beta}x - (\underline{\mu} + \underline{\gamma} + \underline{\varepsilon}) - \frac{\underline{\sigma}^2 x^2}{2} \right].$$

Then, we have that

condition (2.6)

$$\Leftrightarrow \alpha = \limsup_{t \rightarrow \infty} \sup_{x \in (0, \frac{\bar{\Lambda}}{\underline{\mu}})} \left[\beta(t)x - (\mu(t) + \gamma(t) + \varepsilon(t)) - \frac{\sigma^2(t)x^2}{2} \right] < 0$$

$$\Leftrightarrow \alpha \leq \alpha^* < 0$$

$$\Leftrightarrow \alpha^* = \max \left\{ \frac{\bar{\beta}\bar{\Lambda}}{\underline{\mu}} - (\underline{\mu} + \underline{\gamma} + \underline{\varepsilon}) - \frac{\underline{\sigma}^2\bar{\Lambda}^2}{2\underline{\mu}^2}, \frac{\bar{\beta}^2}{2\underline{\sigma}^2} - (\underline{\mu} + \underline{\gamma} + \underline{\varepsilon}) \right\} < 0$$

$$\Leftrightarrow \begin{cases} \alpha^* = \frac{\bar{\beta}\bar{\Lambda}}{\underline{\mu}} - (\underline{\mu} + \underline{\gamma} + \underline{\varepsilon}) - \frac{\underline{\sigma}^2\bar{\Lambda}^2}{2\underline{\mu}^2} < 0, & \text{if } \underline{\sigma}^2 \leq \frac{\underline{\mu}\bar{\beta}}{\bar{\Lambda}}, \\ \alpha^* = \frac{\bar{\beta}^2}{2\underline{\sigma}^2} - (\underline{\mu} + \underline{\gamma} + \underline{\varepsilon}) < 0, & \text{if } \underline{\sigma}^2 > \frac{\underline{\mu}\bar{\beta}}{\bar{\Lambda}}. \end{cases}$$

Thus, by Theorem 2.2(i), we obtain that if

$$\underline{\sigma}^2 \leq \frac{\underline{\mu}\bar{\beta}}{\bar{\Lambda}} \quad \text{and} \quad \tilde{R}_0 := \frac{\bar{\beta}\bar{\Lambda}}{\underline{\mu}(\underline{\mu} + \underline{\gamma} + \underline{\varepsilon})} - \frac{\underline{\sigma}^2\bar{\Lambda}^2}{2\underline{\mu}^2(\underline{\mu} + \underline{\gamma} + \underline{\varepsilon})} < 1,$$

then the disease extincts with exponential rate

$$-\alpha \geq (\underline{\mu} + \underline{\gamma} + \underline{\varepsilon}) (1 - \tilde{R}_0);$$

if

$$\underline{\sigma}^2 > \max \left\{ \frac{\underline{\mu}\bar{\beta}}{\bar{\Lambda}}, \frac{\bar{\beta}^2}{2(\underline{\mu} + \underline{\gamma} + \underline{\varepsilon})} \right\},$$

then the disease extincts with exponential rate

$$-\alpha \geq (\underline{\mu} + \underline{\gamma} + \underline{\varepsilon}) - \frac{\bar{\beta}^2}{2\bar{\sigma}^2}.$$

This result generalizes the result given in [16, Theorem 2.1].

By (2.14), we get

$$X_t + Y_t = X_0 + Y_0 + \int_0^t [\Lambda(s) - \mu(s)X_s - (\mu(s) + \gamma(s) + \varepsilon(s))Y_s] ds.$$

Since

$$X_t + Y_t \leq \frac{\bar{\Lambda}}{\underline{\mu}}, \quad \forall t \geq 0, \quad (2.15)$$

we get

$$\lim_{t \rightarrow \infty} \frac{1}{t} \int_0^t [\Lambda(s) - \mu(s)X_s - (\mu(s) + \gamma(s) + \varepsilon(s))Y_s] ds = 0,$$

which implies that

$$\lim_{t \rightarrow \infty} \frac{1}{t} \int_0^t X_s ds \geq \frac{\bar{\Lambda}}{\underline{\mu}} - \lim_{t \rightarrow \infty} \frac{\bar{\mu} + \bar{\gamma} + \bar{\varepsilon}}{\bar{\mu}t} \int_0^t Y_s ds. \quad (2.16)$$

Suppose that

$$\tilde{R}_0 := \frac{\underline{\beta}\bar{\Lambda}}{\bar{\mu}(\bar{\mu} + \bar{\gamma} + \bar{\varepsilon})} - \frac{\bar{\sigma}^2\bar{\Lambda}^2}{2\underline{\mu}^2(\bar{\mu} + \bar{\gamma} + \bar{\varepsilon})} > 1.$$

Then, by (2.14)–(2.16), we get

$$\begin{aligned} & \liminf_{t \rightarrow \infty} \frac{1}{t} \int_0^t \left[\frac{\underline{\beta}(\bar{\mu} + \bar{\gamma} + \bar{\varepsilon})}{\bar{\mu}} \cdot Y_s + \frac{b_2(s, X_s, Y_s, Z_s)}{Y_s} - \frac{\sigma^2(s)X_s^2}{2} \right] ds \\ & \geq \frac{\underline{\beta}\bar{\Lambda}}{\bar{\mu}} - (\bar{\mu} + \bar{\gamma} + \bar{\varepsilon}) - \frac{\bar{\sigma}^2\bar{\Lambda}^2}{2\underline{\mu}^2}. \end{aligned}$$

Therefore, by Theorem 2.2(ii), we obtain that the disease is persistent and

$$\liminf_{t \rightarrow \infty} \frac{1}{t} \int_0^t Y_s ds \geq \frac{\bar{\mu}(\tilde{R}_0 - 1)}{\underline{\beta}} \quad a.s..$$

This result generalizes the result given in [16, Theorem 3.1].

Let $M > 0$ be a fixed constant. For $x \geq 0$, define

$$x^* := x \wedge 1, \quad x^\dagger := x \wedge M.$$

Example 2.5 In the following examples, we let $d = 1$ and the intensity measure ν of the Poisson random measure N be given by

$$d\nu = \mathbb{1}_{[-2,2]}(x)dx,$$

where dx is the Lebesgue measure.

(a) Let $\Lambda, \mu, \beta, \gamma_1, \gamma_2, \gamma_3, \gamma_4, \xi, \sigma_1, \sigma_2, \varphi_1, \varphi_2, \varphi_3 \in L_+^\infty[0, \infty)$ and $h_1, h_2, h_3, g_1, g_2 \in L_+^\infty(-\infty, \infty)$. Define

$$\varphi(t, x, y) = \varphi_1(t)x + \varphi_2(t)y + \varphi_3(t)xy, \quad (t, x, y) \in [0, \infty) \times \mathbb{R}_+^2.$$

We consider the system

$$\left\{ \begin{aligned} dX_t &= \left[\Lambda(t) - \mu(t)X_t^\dagger - \frac{\beta(t)X_t^\dagger Y_t^{\dagger\xi(t)}}{1+\varphi(t, X_t, Y_t)} + \gamma_1(t)Z_t^\dagger \right] dt - \frac{\sigma_1(t)X_t^\dagger Y_t^{\dagger\xi(t)}}{1+\varphi(t, X_t, Y_t)} dB_t^{(1)} \\ &\quad - \int_{\{|u|<1\}} [h_1(u)X_{t-}^* Y_{t-}^* - h_3(u)X_{t-}^* Z_{t-}^*] \tilde{N}(dt, du) - \int_{\{|u|\geq 1\}} g_1(u)X_{t-}^* Y_{t-}^* N(dt, du), \\ dY_t &= \left[\frac{\beta(t)X_t^\dagger Y_t^{\dagger\xi(t)}}{1+\varphi(t, X_t, Y_t)} + (\gamma_2(t) - \mu(t) - \gamma_3(t)Y_t^\dagger)Y_t^\dagger \right] dt + \frac{\sigma_1(t)X_t^\dagger Y_t^{\dagger\xi(t)}}{1+\varphi(t, X_t, Y_t)} dB_t^{(1)} + \sigma_2(t)Y_t^\dagger Z_t^\dagger dB_t^{(2)} \\ &\quad + \int_{\{|u|<1\}} [h_1(u)X_{t-}^* Y_{t-}^* - h_2(u)Y_{t-}^* Z_{t-}^*] \tilde{N}(dt, du) \\ &\quad + \int_{\{|u|\geq 1\}} [g_1(u)X_{t-}^* Y_{t-}^* - g_2(u)Y_{t-}^* Z_{t-}^*] N(dt, du), \\ dZ_t &= \left[\gamma_4(t)Y_t^\dagger - (\mu(t) + \gamma_1(t))Z_t^\dagger \right] dt - \sigma_2(t)Y_t^\dagger Z_t^\dagger dB_t^{(2)} \\ &\quad + \int_{\{|u|<1\}} [h_2(u)Y_{t-}^* Z_{t-}^* - h_3(u)X_{t-}^* Z_{t-}^*] \tilde{N}(dt, du) + \int_{\{|u|\geq 1\}} g_2(u)Y_{t-}^* Z_{t-}^* N(dt, du). \end{aligned} \right. \quad (2.17)$$

Suppose that

$$\underline{\xi} \geq 1, \quad \overline{h}_i, \overline{g}_j < 1, \quad i = 1, 2, 3, \quad j = 1, 2.$$

Then, Assumptions **(A1)**–**(A4)** hold. Thus, by Theorem 2.1, the system (2.17) has a unique strong solution in \mathbb{R}_+^3 . Assume that

$$\underline{\mu} < \underline{\gamma}_2, \quad (M \vee 1)^{2\underline{\xi}}(\overline{\sigma}_1^2 + \overline{\sigma}_2^2) + 4[\overline{h}_1 - \ln\{(1 - \overline{h}_2)(1 - \overline{g}_2)\}] < 2 \min\{M, \underline{\gamma}_2 - \underline{\mu}\}.$$

Set

$$\lambda_0 = \overline{\gamma}_3 + 1, \quad \lambda = \min\{M, \underline{\gamma}_2 - \underline{\mu}\} - \left\{ \frac{(M \vee 1)^{2\underline{\xi}}(\overline{\sigma}_1^2 + \overline{\sigma}_2^2)}{2} + 2[\overline{h}_1 - \ln\{(1 - \overline{h}_2)(1 - \overline{g}_2)\}] \right\}.$$

Then, by Theorem 2.2(iii), we obtain that the disease is persistent and

$$\liminf_{t \rightarrow \infty} \frac{1}{t} \int_0^t Y_s ds \geq \frac{\lambda}{\lambda_0} \quad a.s..$$

(b) Let $\Lambda, \mu, \beta, \gamma_1, \gamma_2, \sigma \in L_+^\infty[0, \infty)$ and $h_1, h_2, h_3, g_1, g_2 \in L_+^\infty(-\infty, \infty)$. We consider the system

$$\left\{ \begin{aligned} dX_t &= \left[\Lambda(t) - \mu(t)X_t^\dagger - \beta(t)X_t^\dagger Y_t^\dagger + \gamma_1(t)Z_t^\dagger \right] dt - \sigma(t)X_t^\dagger Y_t^\dagger Z_t^\dagger dB_t \\ &\quad - \int_{\{|u|<1\}} [h_1(u) - h_3(u)] X_{t-}^* Y_{t-}^* Z_{t-}^* \tilde{N}(dt, du) \\ &\quad - \int_{\{|u|\geq 1\}} [g_1(u) - g_3(u)] X_{t-}^* Y_{t-}^* Z_{t-}^* N(dt, du), \\ dY_t &= \left[\beta(t)X_t^\dagger Y_t^\dagger - (\mu(t) + \gamma_2(t))Y_t^\dagger \right] dt + 2\sigma(t)X_t^\dagger Y_t^\dagger Z_t^\dagger dB_t \\ &\quad + \int_{\{|u|<1\}} [h_1(u) - h_2(u)] X_{t-}^* Y_{t-}^* Z_{t-}^* \tilde{N}(dt, du) \\ &\quad + \int_{\{|u|\geq 1\}} [g_1(u) - g_2(u)] X_{t-}^* Y_{t-}^* Z_{t-}^* N(dt, du), \\ dZ_t &= [\gamma_2(t)Y_t^\dagger - (\mu(t) + \gamma_1(t))Z_t^\dagger] dt - \sigma(t)X_t^\dagger Y_t^\dagger Z_t^\dagger dB_t \\ &\quad + \int_{\{|u|<1\}} [h_2(u) - h_3(u)] X_{t-}^* Y_{t-}^* Z_{t-}^* \tilde{N}(dt, du) \\ &\quad + \int_{\{|u|\geq 1\}} [g_2(u) - g_3(u)] X_{t-}^* Y_{t-}^* Z_{t-}^* N(dt, du). \end{aligned} \right. \quad (2.18)$$

Suppose that

$$\bar{h}_i, \bar{g}_j < 1, \quad i = 1, 2, 3, \quad j = 1, 2.$$

Then, Assumptions **(A1)**–**(A4)** hold. Thus, by Theorem 2.1, the system (2.18) has a unique strong solution in \mathbb{R}_+^3 . If

$$\bar{\beta} + 2\bar{g}_1 < \underline{\gamma}_2 + \underline{\mu},$$

then by Theorem 2.2(i) and noting that $\ln(1+x) - x \leq 0$ for $x > -1$, we obtain that the disease extincts with exponential rate

$$-\alpha > \underline{\gamma}_2 + \underline{\mu} - \bar{\beta} - 2\bar{g}_1.$$

3 Model for population proportions

In this section, we let X_t, Y_t and Z_t denote respectively the proportions of susceptible, infected and recovered populations at time t . This is a special case of the USSIR model (1.3) which has been considered in the literature (cf. [11], [14] and [24]). Define

$$\Delta := \{(x, y, z) \in \mathbb{R}_+^3 : x + y + z = 1\}.$$

We make the following assumptions.

(B1) There exists $(x_0, y_0, z_0) \in \Delta$ such that for any $T \in (0, \infty)$ and $i = 1, 2, 3$,

$$b_i(\cdot, x_0, y_0, z_0), \quad \sum_{j=1}^n |\sigma_{ij}(\cdot, x_0, y_0, z_0)| \in L^2[0, T], \quad \int_{\{|u|<1\}} |h_i(\cdot, x_0, y_0, z_0, u)|^2 \nu(du) \in L^1[0, T].$$

(B2) For any $T \in (0, \infty)$ and $N \in \mathbb{N}$, there exists $K_{N,T} \in L_+^1[0, T]$ such that

$$\begin{aligned} & \sum_{i=1}^3 |b_i(t, x_1, y_1, z_1) - b_i(t, x_2, y_2, z_2)|^2 + \sum_{i=1}^3 \sum_{j=1}^n |\sigma_{ij}(t, x_1, y_1, z_1) - \sigma_{ij}(t, x_2, y_2, z_2)|^2 \\ & + \sum_{i=1}^3 \int_{\{|u|<1\}} |h_i(t, x_1, y_1, z_1, u) - h_i(t, x_2, y_2, z_2, u)|^2 \nu(du) \\ \leq & K_{N,T}(t) [(x_1 - x_2)^2 + (y_1 - y_2)^2 + (z_1 - z_2)^2], \\ & \forall t \in [0, T], (x_1, y_1, z_1), (x_2, y_2, z_2) \in \left[\frac{1}{N}, 1 - \frac{1}{N} \right]^3. \end{aligned}$$

(B3) For any $t \in (0, \infty)$, $(x, y, z) \in \Delta$ and $u \in \mathbb{R}^d - \{0\}$,

$$\begin{aligned} \sum_{i=1}^3 b_i(t, x, y, z) &= 0, \quad \sum_{i=1}^3 \sigma_{ij}(t, x, y, z) = 0 \text{ for } j = 1, 2, \dots, n, \\ \sum_{i=1}^3 h_i(t, x, y, z, u) &= 0, \quad \sum_{i=1}^3 g_i(t, x, y, z, u) = 0. \end{aligned}$$

(B4) For any $(x, y, z) \in \Delta$, $t \in (0, \infty)$ and $u \in \mathbb{R}^d - \{0\}$,

$$\left(1 + \frac{h_1(t, x, y, z, u)}{x} \right), \left(1 + \frac{h_2(t, x, y, z, u)}{y} \right), \left(1 + \frac{h_3(t, x, y, z, u)}{z} \right) > 0,$$

and

$$\left(1 + \frac{g_1(t, x, y, z, u)}{x} \right), \left(1 + \frac{g_2(t, x, y, z, u)}{y} \right), \left(1 + \frac{g_3(t, x, y, z, u)}{z} \right) > 0.$$

(B5) For any $T \in (0, \infty)$,

$$\inf_{t \in [0, T], (x, y, z) \in \Delta} \left\{ \frac{b_1(t, x, y, z)}{x} + \frac{b_2(t, x, y, z)}{y} + \frac{b_3(t, x, y, z)}{z} \right\} > -\infty,$$

$$\sum_{j=1}^n \sup_{t \in [0, T], (x, y, z) \in \Delta} \left\{ \frac{|\sigma_{1j}(t, x, y, z)|}{x} + \frac{|\sigma_{2j}(t, x, y, z)|}{y} + \frac{|\sigma_{3j}(t, x, y, z)|}{z} \right\} < \infty,$$

and there exists $\eta_T \in \mathcal{B}(\mathbb{R}^d)$ such that (2.2) holds and

$$\sup_{t \in [0, T], (x, y, z) \in \Delta, u \in \mathbb{R}^d - \{0\}} \frac{k(t, x, y, z, u)}{\eta_T(u)} < \infty,$$

where $k(t, x, y, z, u)$ is defined by (2.1).

We now discuss the existence and uniqueness of solutions to the system (1.3) when considering the proportional form.

Theorem 3.1 *Suppose that Assumptions (B1)–(B5) hold. Then, for any given initial value $(X_0, Y_0, Z_0) \in \Delta$, the system (1.3) has a unique strong solution taking values in Δ .*

Proof. By (B3), (B4) and the interlacing technique, to complete the proof, we need only consider the case that $g_i \equiv 0$, $i = 1, 2, 3$. Then, equation (1.3) becomes equation (2.3).

By (B1) and (B2), similar to [15, Lemma 2.1], we can show that there exists a unique local strong solution to equation (2.3) on $[0, \tau)$, where τ is the explosion time. We will show below that $\tau = \infty$ a.s.. Define

$$\tau_N = \inf \left\{ t \in [0, \tau) : (X_t, Y_t, Z_t) \notin \left[\frac{1}{N}, 1 - \frac{1}{N} \right]^3 \right\}, \quad N \in \mathbb{N},$$

and

$$\tau_\infty = \lim_{N \rightarrow \infty} \tau_N.$$

We have that $\tau_\infty \leq \tau$ so it suffices to show $\tau_\infty = \infty$ a.s.. Hence assume the contrary that there exist $\varepsilon > 0$ and $T > 0$ such that

$$\mathbb{P}(\tau_\infty < T) > \varepsilon,$$

which implies that

$$\mathbb{P}(\tau_N < T) > \varepsilon, \quad \forall N \in \mathbb{N}. \tag{3.1}$$

Define

$$V(x, y, z) = -\ln(xyz), \quad (x, y, z) \in (0, 1)^3,$$

and

$$W_t = (X_t, Y_t, Z_t).$$

By Itô's formula, we obtain that for $t \leq \tau_N$,

$$\begin{aligned} V(W_t) &= V(W_0) + \int_0^t \mathcal{L}V(s, W_s) ds + \int_0^t \langle V_x(W_s), \sigma(s, X_s) \rangle dB_s \\ &\quad + \int_0^t \int_{\{|u| < 1\}} [V(W_{s-} + h(s, W_{s-}, u)) - V(W_{s-})] \tilde{N}(ds, du). \end{aligned}$$

Then, by **(B5)**, there exist $C_T > 0$ and $\eta_T \in \mathcal{B}(\mathbb{R}^d)$ such that (2.2) holds and

$$\begin{aligned}
& (\ln N)\mathbb{P}(\tau_N < T) - V(X_0, Y_0, Z_0) \\
& \leq \mathbb{E}[V(X_{T \wedge \tau_N}, Y_{T \wedge \tau_N}, Z_{T \wedge \tau_N})] - V(X_0, Y_0, Z_0) \\
& = \mathbb{E}\left[\int_0^{T \wedge \tau_N} \mathcal{L}V(s, X_s, Y_s, Z_s) ds\right] \\
& = -\mathbb{E}\left[\int_0^{T \wedge \tau_N} \left\{\frac{b_1(s, X_s, Y_s, Z_s)}{X_s} + \frac{b_2(s, X_s, Y_s, Z_s)}{Y_s} + \frac{b_3(s, X_s, Y_s, Z_s)}{Z_s}\right\} ds\right] \\
& \quad + \frac{1}{2} \sum_{j=1}^n \mathbb{E}\left[\int_0^{T \wedge \tau_N} \left\{\frac{\sigma_{1j}^2(s, X_s, Y_s, Z_s)}{X_s^2} + \frac{\sigma_{2j}^2(s, X_s, Y_s, Z_s)}{Y_s^2} + \frac{\sigma_{3j}^2(s, X_s, Y_s, Z_s)}{Z_s^2}\right\} ds\right] \\
& \quad + \mathbb{E}\left[\int_0^{T \wedge \tau_N} \int_{\{|u|<1\}} k(s, X_s, Y_s, Z_s, u) \nu(du) ds\right] \\
& \leq C_T T + \frac{C_T^2 T}{2} + C_T T \int_{\{|u|<1\}} \eta_T(u) \nu(du),
\end{aligned}$$

which contradicts with (3.1). Therefore, $\tau = \infty$ a.s. and the proof is complete. \square

Similar to Theorem 2.2, we can prove the following result on the extinction and persistence of diseases.

Theorem 3.2 *Suppose that Assumptions **(B1)**–**(B5)** hold. Let (X_t, Y_t, Z_t) be a solution to equation (1.3) with $(X_0, Y_0, Z_0) \in \Delta$. We assume that*

$$\int_0^\infty \frac{\varphi(t)}{(1+t)^2} dt < \infty,$$

where

$$\begin{aligned}
\varphi(t) := & \sup_{(x,y,z) \in \Delta} \left\{ \frac{\sum_{j=1}^n \sigma_{2j}^2(t, x, y, z)}{y^2} + \int_{\{|u|<1\}} \left[\ln \left(1 + \frac{h_2(t, x, y, z, u)}{y} \right) \right]^2 \nu(du) \right. \\
& \left. + \int_{\{|u|\geq 1\}} \left[\ln \left(1 + \frac{g_2(t, x, y, z, u)}{y} \right) \right]^2 \nu(du) \right\}.
\end{aligned}$$

(i) If

$$\begin{aligned}
\alpha := & \limsup_{t \rightarrow \infty} \left\{ \sup_{(x,y,z) \in \Delta} \left[\frac{b_2(t, x, y, z)}{y} - \frac{\sum_{j=1}^n \sigma_{2j}^2(t, x, y, z)}{2y^2} \right] \right. \\
& \quad + \int_{\{|u|<1\}} \sup_{(x,y,z) \in \Delta} \left[\ln \left(1 + \frac{h_2(t, x, y, z, u)}{y} \right) - \frac{h_2(t, x, y, z, u)}{y} \right] \nu(du) \\
& \quad \left. + \int_{\{|u|\geq 1\}} \sup_{(x,y,z) \in \Delta} \left[\ln \left(1 + \frac{g_2(t, x, y, z, u)}{y} \right) \right] \nu(du) \right\} \\
& < 0,
\end{aligned}$$

then

$$\limsup_{t \rightarrow \infty} \frac{\ln Y_t}{t} \leq \alpha \text{ a.s.}$$

(ii) If there exist positive constants λ_0 and λ such that

$$\begin{aligned} & \liminf_{t \rightarrow \infty} \frac{1}{t} \int_0^t \left\{ \lambda_0 Y_s + \frac{b_2(s, X_s, Y_s, Z_s)}{Y_s} - \frac{\sum_{j=1}^n \sigma_{2j}^2(s, X_s, Y_s, Z_s)}{2Y_s^2} \right. \\ & \quad + \int_{\{|u| < 1\}} \left[\ln \left(1 + \frac{h_2(s, X_{s-}, Y_{s-}, Z_{s-}, u)}{Y_{s-}} \right) - \frac{h_2(s, X_{s-}, Y_{s-}, Z_{s-}, u)}{Y_{s-}} \right] \nu(du) \\ & \quad \left. + \int_{\{|u| \geq 1\}} \ln \left(1 + \frac{g_2(s, X_{s-}, Y_{s-}, Z_{s-}, u)}{Y_{s-}} \right) \nu(du) \right\} ds \\ & \geq \lambda, \end{aligned}$$

then

$$\liminf_{t \rightarrow \infty} \frac{1}{t} \int_0^t Y_s ds \geq \frac{\lambda}{\lambda_0} \text{ a.s.}$$

(iii) If there exist positive constants λ_0 and λ such that

$$\begin{aligned} & \liminf_{t \rightarrow \infty} \inf_{(x, y, z) \in \Delta} \left\{ \lambda_0 y + \frac{b_2(t, x, y, z)}{y} - \frac{\sum_{j=1}^n \sigma_{2j}^2(t, x, y, z)}{2y^2} \right. \\ & \quad + \int_{\{|u| < 1\}} \left[\ln \left(1 + \frac{h_2(t, x, y, z, u)}{y} \right) - \frac{h_2(t, x, y, z, u)}{y} \right] \nu(du) \\ & \quad \left. + \int_{\{|u| \geq 1\}} \ln \left(1 + \frac{g_2(t, x, y, z, u)}{y} \right) \nu(du) \right\} \\ & \geq \lambda, \end{aligned} \tag{3.2}$$

then

$$\liminf_{t \rightarrow \infty} \frac{1}{t} \int_0^t Y_s ds \geq \frac{\lambda}{\lambda_0} \text{ a.s.}$$

Example 3.3 We revisit Example 2.5 with some changes for the population proportions model. Let $d = 1$ and the intensity measure ν of the Poisson random measure N be given by

$$d\nu = \mathbb{1}_{[-2, 2]}(x) dx.$$

(a) Let $\beta, \gamma, \xi, \sigma_1, \sigma_2, \varphi_1, \varphi_2, \varphi_3 \in L_+^\infty[0, \infty)$ and $h_1, h_2, g_1, g_2 \in L_+^\infty(-\infty, \infty)$. Define

$$\varphi(t, x, y) = \varphi_1(t)x + \varphi_2(t)y + \varphi_3(t)xy, \quad (t, x, y) \in [0, \infty) \times \mathbb{R}_+^2.$$

We consider the system

$$\left\{ \begin{array}{l} dX_t = -\frac{\beta(t)X_t^{\xi(t)}Y_t}{1+\varphi(t,X_t,Y_t)}dt - \frac{\sigma_1(t)X_t^{\xi(t)}Y_t}{1+\varphi(t,X_t,Y_t)}dB_t^{(1)} - \int_{\{|u|<1\}} h_1(u)X_{t-}^{\xi(t)}Y_{t-}\tilde{N}(dt,du) \\ \quad - \int_{\{|u|\geq 1\}} g_1(u)X_{t-}^{\xi(t)}Y_{t-}N(dt,du), \\ dY_t = \left[\frac{\beta(t)X_t^{\xi(t)}Y_t}{1+\varphi(t,X_t,Y_t)} - \gamma(t)Y_t \right] dt + \frac{\sigma_1(t)X_t^{\xi(t)}Y_t}{1+\varphi(t,X_t,Y_t)}dB_t^{(1)} + \sigma_2(t)Y_tdB_t^{(2)} \\ \quad + \int_{\{|u|<1\}} [h_1(u)X_{t-}^{\xi(t)}Y_{t-} - h_2(u)Y_{t-}]\tilde{N}(dt,du) \\ \quad + \int_{\{|u|\geq 1\}} [g_1(u)X_{t-}^{\xi(t)}Y_{t-} - g_2(u)Y_{t-}]N(dt,du), \\ dZ_t = \gamma(t)Y_tdt - \sigma_2(t)Y_tdB_t^{(2)} + \int_{\{|u|<1\}} h_2(u)Y_{t-}\tilde{N}(dt,du) \\ \quad + \int_{\{|u|\geq 1\}} g_2(u)Y_{t-}N(dt,du). \end{array} \right. \quad (3.3)$$

Suppose that

$$\underline{\xi} \geq 1, \quad \overline{h_1}, \overline{h_2}, \overline{g_1}, \overline{g_2} < 1.$$

We have $\frac{dX_t}{dt} + \frac{dY_t}{dt} + \frac{dZ_t}{dt} = 0$. Hence, by Theorem 3.1, the system (3.3) has a unique strong solution taking values in Δ . If

$$\overline{\beta} + 2\overline{g_1} < \underline{\gamma},$$

then by Theorem 3.2(i) and noting that $\ln(1+x) - x \leq 0$ for $x > -1$, we obtain that the disease extincts with exponential rate

$$-\alpha \geq \underline{\gamma} - \overline{\beta} - 2\overline{g_1}.$$

Additionally, a key feature of the system (3.3) to note is that the transmission function is in the form of power function which differs from the often seen bilinear form.

(b) Let $\beta, \gamma_1, \gamma_2, \sigma_1, \sigma_2, \sigma_3 \in L_+^\infty[0, \infty)$ and $h_1, h_2, h_3, g_1, g_2, g_3 \in L_+^\infty(-\infty, \infty)$. We consider the system

$$\left\{ \begin{aligned} dX_t &= -\beta(t)X_tY_tdt - \sigma_1(t)X_tY_tdB_t - \int_{\{|u|<1\}} h_1(u)X_{t-}Y_{t-}\tilde{N}(dt, du) \\ &\quad - \int_{\{|u|\geq 1\}} g_1(u)X_{t-}Y_{t-}N(dt, du), \\ dY_t &= [\beta(t)X_t - \gamma_1(t) + \gamma_2(t)Z_t]Y_tdt + [\sigma_1(t)X_t - \sigma_2(t) + \sigma_3(t)Z_t]Y_tdB_t \\ &\quad + \int_{\{|u|<1\}} [h_1(u)X_{t-} - h_2(u) - h_3(u)Z_{t-}]Y_{t-}\tilde{N}(dt, du) \\ &\quad + \int_{\{|u|\geq 1\}} [g_1(u)X_{t-} - g_2(u) - g_3(u)Z_{t-}]Y_{t-}N(dt, du), \\ dZ_t &= [\gamma_1(t) - \gamma_2(t)Z_t]Y_tdt + [\sigma_2(t) - \sigma_3(t)Z_t]Y_tdB_t + \int_{\{|u|<1\}} [h_2(u) + h_3(u)Z_{t-}]Y_{t-}\tilde{N}(dt, du) \\ &\quad + \int_{\{|u|\geq 1\}} [g_2(u) + g_3(u)Z_{t-}]Y_{t-}N(dt, du). \end{aligned} \right. \quad (3.4)$$

We have $\frac{dX_t}{dt} + \frac{dY_t}{dt} + \frac{dZ_t}{dt} = 0$. Hence, by Theorem 3.1, the system (3.4) has a unique strong solution taking values in Δ .

Suppose that

$$\bar{h}_1, \bar{h}_2 + \bar{h}_3, \bar{g}_1, \bar{g}_2 + \bar{g}_3 < 1, \quad \bar{\gamma}_1 < \underline{\beta} \leq \underline{\gamma}_2,$$

and

$$[(\bar{\sigma}_1 + \bar{\sigma}_3) \vee \bar{\sigma}_2]^2 + 4[\bar{h}_1 - \ln\{(1 - \bar{h}_2 - \bar{h}_3)(1 - \bar{g}_2 - \bar{g}_3)\}] < 2(\underline{\gamma}_2 - \bar{\gamma}_1).$$

Set

$$\lambda_0 = \underline{\gamma}_2, \quad \lambda = \underline{\gamma}_2 - \bar{\gamma}_1 - \left\{ \frac{[(\bar{\sigma}_1 + \bar{\sigma}_3) \vee \bar{\sigma}_2]^2}{2} + 2[\bar{h}_1 - \ln\{(1 - \bar{h}_2 - \bar{h}_3)(1 - \bar{g}_2 - \bar{g}_3)\}] \right\}.$$

Then, condition (3.2) is satisfied. Therefore, by Theorem 3.2(iii), we obtain that the disease is persistent and

$$\liminf_{t \rightarrow \infty} \frac{1}{t} \int_0^t Y_s ds \geq \frac{\lambda}{\lambda_0} \quad a.s..$$

4 Simulations

In this section, we present simulations corresponding to Examples 2.4, 2.5 and 3.3. Simulations are completed by use of the *Julia* programming language (cf. [4]) and the *DifferentialEquations.jl* package (cf. [22]). The methodology used is a jump-adapted Euler-Maruyama (EM) scheme (cf. [7]) with a time step $\Delta t = 0.01$. We include both average and sample paths in the simulations in the following simulation study. Moreover, the average was computed from 100 simulations; and whence, 3 sample paths were selected randomly and plotted with the average. For the readers who seek more information about the *Julia* programming language and/or simulation of stochastic differential equations, we refer them to the above references.

Remark 4.1 *The time t in the following is taken to be epidemiological time without specific unit; however, we may imagine the time units represent days, weeks or months. Additionally, the evenly spaced-timestep Δt corresponds to the hypothetical times at which measurements were taken corresponding to the model; namely, the hypothetical time-series data. Certainly, when analyzing real-world data a specified time measurement would be given.*

The choice's made by the authors of parameter values and parameter periods were done so arbitrarily yet educated. Namely, it is important to show the flexibility of the USSIR model and illustrate the viability of the theoretical results by use of simulations. The results are intended to be both understandable and useful to the informed reader.

Simulation 4.2 *This simulation is concerned with Example 2.4, the system (2.14). The initial condition is set to $(X_0, Y_0, Z_0) = (2.0, 0.8, 1)$, where the starting population is 3.8 million. In the following simulations, the parameters will change to demonstrate their effects on a system with unchanging initial condition. The first two simulations illustrate extinction of the disease and the final simulation will illustrate persistence of the disease. We initially set the parameters in Table 1:*

$f(t)$	\underline{f}	\bar{f}
$\beta(t) = 0.13 + 0.01 \sin(t)$	0.12	0.14
$\gamma(t) = 0.9 + 0.02 \sin(t)$	0.88	0.92
$\varepsilon(t) = 0.15 + 0.07 \sin(t)$	0.08	0.22
$\sigma(t) = 0.12 + 0.01(\sin(t) + \cos(t))$	$0.12 - 0.01\sqrt{2}$	$0.12 + 0.01\sqrt{2}$
$\Lambda(t) = 0.5 + 0.06 \sin(t)$	0.44	0.56
$\mu(t) = 0.07 + 0.004 \cos(t)$	0.066	0.074

Table 1: Parameters for simulation 1 of system (2.14).

It is important to note that since the initial condition is unchanging this forces two parameters, namely $\Lambda(t)$ and $\mu(t)$, to remain unchanged for these simulation purposes. Moreover, we have that

$$\Gamma = \left\{ (x, y, z) \in \mathbb{R}_+^3 : x + y + z \leq \frac{\bar{\Lambda}}{\underline{\mu}} = 8.484848 \right\}$$

as the invariant set for the system (2.14). That is, this system has a unique strong solution taking values in Γ per Theorem 2.1. Given these parameters and following Example 2.4, we have

$$\tilde{R}_0 = \frac{\bar{\beta}\bar{\Lambda}}{\underline{\mu}(\underline{\mu} + \underline{\gamma} + \underline{\varepsilon})} - \frac{\underline{\sigma}^2\bar{\Lambda}^2}{2\underline{\mu}^2(\underline{\mu} + \underline{\gamma} + \underline{\varepsilon})} \leq 0.7646 < 1, \quad \underline{\sigma}^2 < 0.0121 < 0.0165 = \frac{\underline{\mu}\bar{\beta}}{\bar{\Lambda}}.$$

As demonstrated below in Figure 1, the disease will go extinct with exponential rate

$$-\alpha \geq (\underline{\mu} + \underline{\gamma} + \underline{\varepsilon}) \left(1 - \tilde{R}_0 \right) \geq 0.241.$$

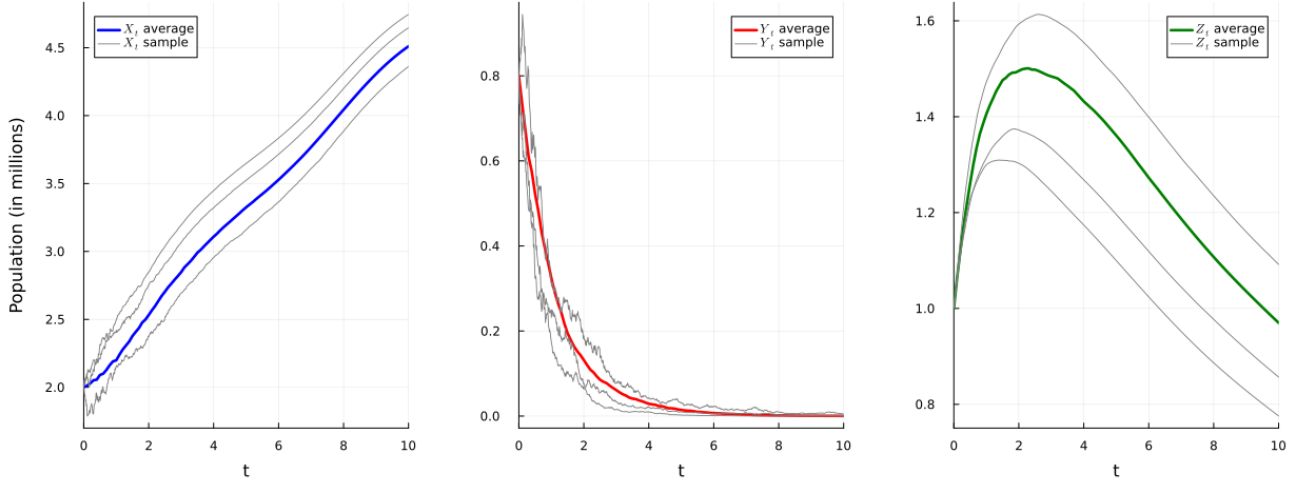


Figure 1: Simulation 1 using E-M scheme of system (2.14) and displaying the average and three randomly-selected sample paths.

We now make only the alteration of a single parameter in the system (2.14). Assume that $\sigma(t)$ has the form given in Table 2:

$f(t)$	\underline{f}	\bar{f}
$\sigma(t) = 0.55 + 0.003(\sin(t) + \cos(t))$	$0.55 - 0.003\sqrt{2}$	$0.55 + 0.003\sqrt{2}$

Table 2: Parameters for simulation 2 of system (2.14).

This alteration yields

$$\underline{\sigma}^2 \geq 0.29 > 0.0165 \geq \max \left\{ \frac{\underline{\mu}\bar{\beta}}{\bar{\Lambda}}, \frac{\bar{\beta}^2}{2(\underline{\mu} + \underline{\gamma} + \underline{\varepsilon})} \right\}.$$

Thus, we have the scenario in which the disease goes extinct with exponential rate

$$-\alpha \geq (\underline{\mu} + \underline{\gamma} + \underline{\varepsilon}) - \frac{\bar{\beta}^2}{2\sigma^2} \geq 0.993.$$

Moreover, if we compare Figure 2 to the above Figure 1 we notice the disease appears to go extinct at a faster rate which is as expected given the above results.

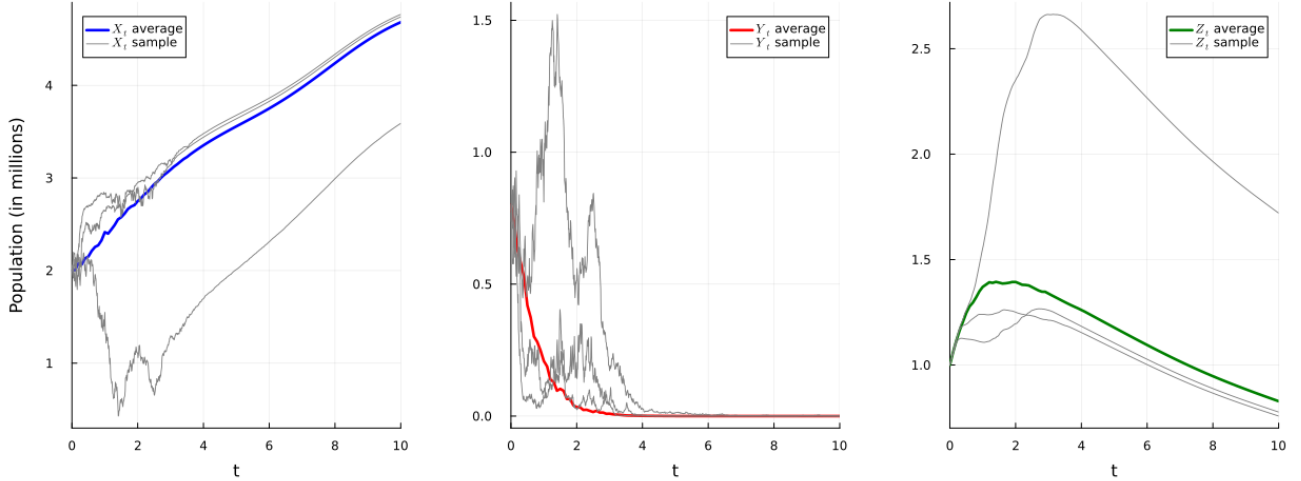


Figure 2: Simulation 2 using E-M scheme of system (3.4) and displaying the average and three randomly-selected sample paths.

Now assume that the parameters for the system (2.14) are given in Table 3:

$f(t)$	\underline{f}	\bar{f}
$\beta(t) = 0.56 + 0.01 \sin(4t)$	0.55	0.57
$\gamma(t) = 0.25 + 0.1 \cos(5t)$	0.15	0.35
$\sigma(t) = 0.24 + 0.01(\sin(t) + \cos(t))$	$0.24 - 0.01\sqrt{2}$	$0.24 + 0.01\sqrt{2}$

Table 3: Parameters for simulation 3 of system (2.14).

This modification yields

$$\tilde{R}_0 = \frac{\underline{\beta}\underline{\Lambda}}{\underline{\mu}(\underline{\mu} + \bar{\gamma} + \bar{\varepsilon})} - \frac{\bar{\sigma}^2\bar{\Lambda}^2}{2\underline{\mu}^2(\underline{\mu} + \bar{\gamma} + \bar{\varepsilon})} \geq 1.7 > 1.$$

In Figure 3 below, we see such a modification yields disease persistence as opposed to disease extinction achieved in the previous two simulations for the system (2.14).

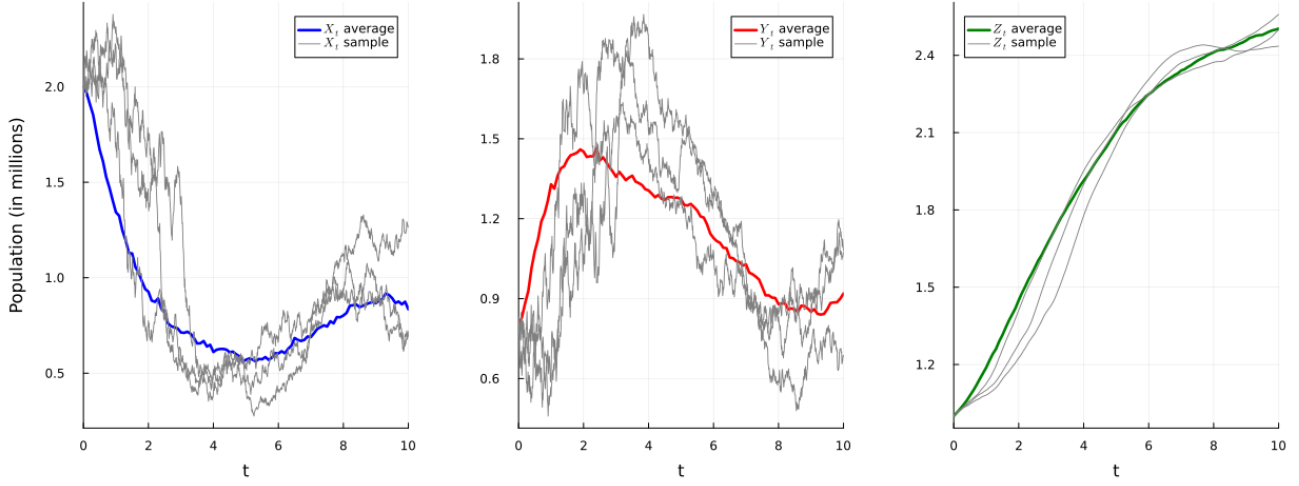


Figure 3: Simulation 3 using E-M scheme of system (2.14) and displaying the average and three randomly-selected sample paths.

Simulation 4.3 We assume the system (2.17) has initial conditions (3.75, 1.15, 1.1), where the values are taken to be in millions. Set the parameters in Table 4:

$f(t)$	\underline{f}	\bar{f}
$M = 2$	—	—
$\Lambda(t) = 0.15 + 0.006 \sin(t)$	0.144	0.156
$\mu(t) = 0.002 + 0.0001 \cos(t)$	0.0019	0.0021
$\beta(t) = 0.18 + 0.01 \sin(2t)$	0.17	0.19
$\gamma_1(t) = 0.15 + 0.004 \cos(t)$	0.146	0.154
$\gamma_2(t) = 0.12 + 0.02 \cos(t)$	0.1	0.14
$\gamma_3(t) = 0.12 + 0.04 \cos(2t)$	0.08	0.16
$\gamma_4(t) = 0.1 + 0.04 \sin(4t)$	0.06	0.14
$\xi(t) = 1 + \ln(1 + \sin(t))$	1	$1 + \ln 2$
$\varphi_i(t) = 0.01 + 0.005 \cos(t), i = 1, 2$	0.005	0.015
$\varphi_3(t) = 1 + 0.25 \sin(15t)$	0.75	1.25
$\sigma_1(t) = 0.015 + 0.01 \cos(t)$	0.005	0.025
$\sigma_2(t) = 0.012 + 0.01 \sin(t)$	0.002	0.022
$h_1(u) = 0.0001$	—	—
$h_2(u) = 0.00025$	—	—
$h_3(u) = 0.0009$	—	—
$g_1(u) = 0.001$	—	—
$g_2(u) = 0.0012$	—	—

Table 4: Parameters for simulation of system (2.17).

We have $\lambda_0 = 1.16$ and $\lambda \geq 0.089$ and

$$\liminf_{t \rightarrow \infty} \frac{1}{t} \int_0^t Y_s ds \geq \frac{0.089}{1.16} \geq 0.076.$$

The resulting persistence of disease is illustrated below in Figure 4.

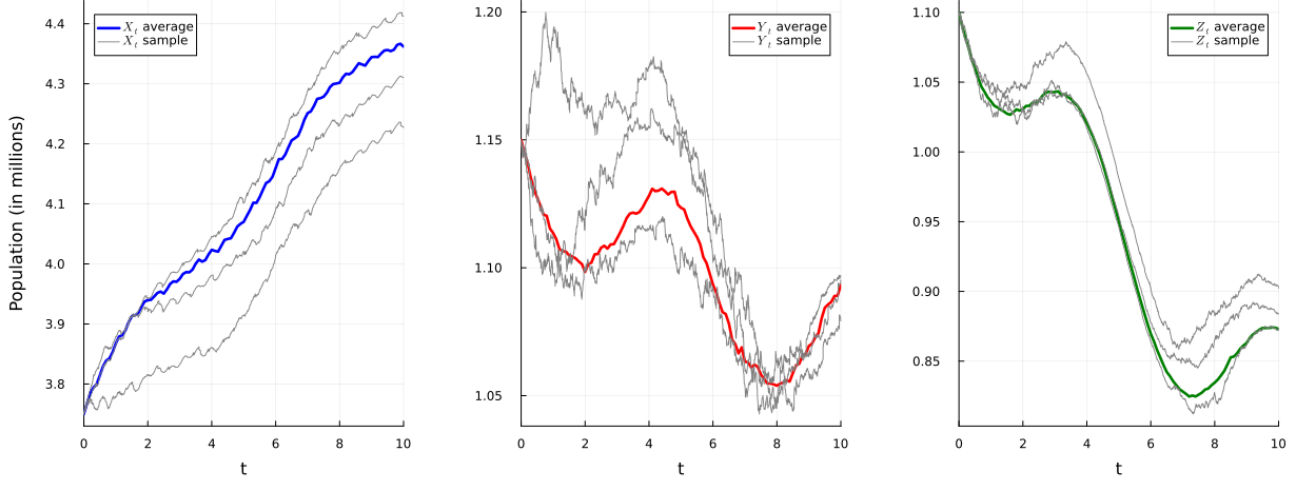


Figure 4: Simulation using E-M scheme of system (2.17) and displaying the average and three randomly-selected sample paths.

Simulation 4.4 We assume the system (2.18) has initial conditions $(7.27, 1.5, 1.11)$, where the values are taken to be in millions. Set the parameters in Table 5:

$f(t)$	\underline{f}	\bar{f}
$M = 1.5$	—	—
$\Lambda(t) = 0.09 + 0.01 \cos(t)$	0.08	0.1
$\mu(t) = 0.003 + 0.001 \sin(t)$	0.002	0.004
$\beta(t) = 0.14 + 0.005 \cos(10t)$	0.135	0.145
$\gamma_1(t) = 0.002 + 0.002 \cos(25t)$	0	0.004
$\gamma_2(t) = 0.35 + 0.04 \cos(15t)$	0.31	0.39
$\sigma(t) = 0.3125 + 0.002(\sin(t) + \cos(t))$	$0.3125 - 0.002\sqrt{2}$	$0.3125 + 0.002\sqrt{2}$
$h_1(u) = 0.0001$	—	—
$h_2(u) = 0.0004$	—	—
$h_3(u) = 0.0009$	—	—
$g_1(u) = 0.001$	—	—
$g_2(u) = 0.007$	—	—
$g_3(u) = 0.005$	—	—

Table 5: Parameters for simulation of system (2.18).

The extinction of the disease is illustrated below in Figure 5. Moreover, as in Example 2.5(b), the disease will go extinct with rate $-\alpha \geq \underline{\gamma}_2 + \underline{\mu} - \bar{\beta} - 2\bar{g}_1 \geq 0.165$.

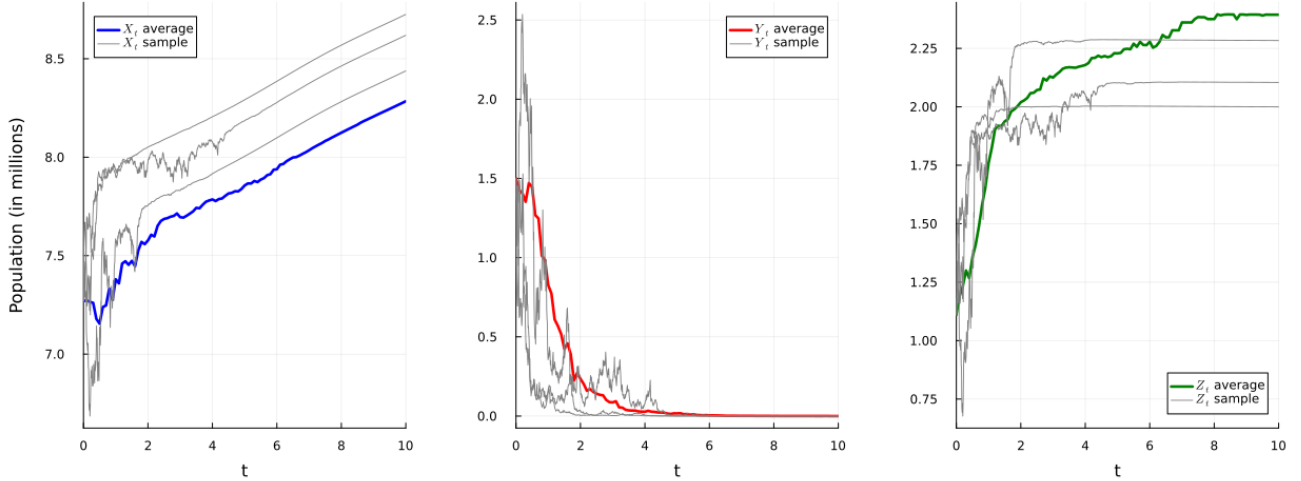


Figure 5: Simulation using E-M scheme of system (2.18) and displaying the average and three randomly-selected sample paths.

Simulation 4.5 We assume that the system (3.3) in Example 3.3(a) has initial values $(X_0, Y_0, Z_0) = (0.8, 0.19, 0.01)$ and set the parameters in Table 6:

$f(t)$	\underline{f}	\bar{f}
$\beta(t) = 0.3 + 0.1 \sin(4t)$	0.2	0.4
$\gamma(t) = 0.8 + 0.04 \cos(7t)$	0.76	0.84
$\xi(t) = 1 + \frac{t}{1+t}$	1	2
$\varphi_i(t) = 0.01 + 0.005 \cos(t), i = 1, 2$	0.005	0.015
$\varphi_3(t) = 1 + 0.5 \sin(15t)$	0.5	1.5
$\sigma_1(t) = 0.5 + 0.01 \cos(7t)$	0.49	0.51
$\sigma_2(t) = 0.4 + 0.01 \sin(7t)$	0.39	0.41
$h_1(u) = 0.01$	—	—
$h_2(u) = 0.025$	—	—
$g_1(u) = 0.1$	—	—
$g_2(u) = 0.12$	—	—

Table 6: Parameters for simulation of system (3.3).

In Figure 6 below, it is illustrated that the extinction of the disease occurs at an exponential rate. In accordance with Example 3.3(a), the disease will extinct with exponential rate

$$-\alpha \geq \underline{\gamma} - \bar{\beta} - 2\bar{g}_1 \geq 0.16.$$

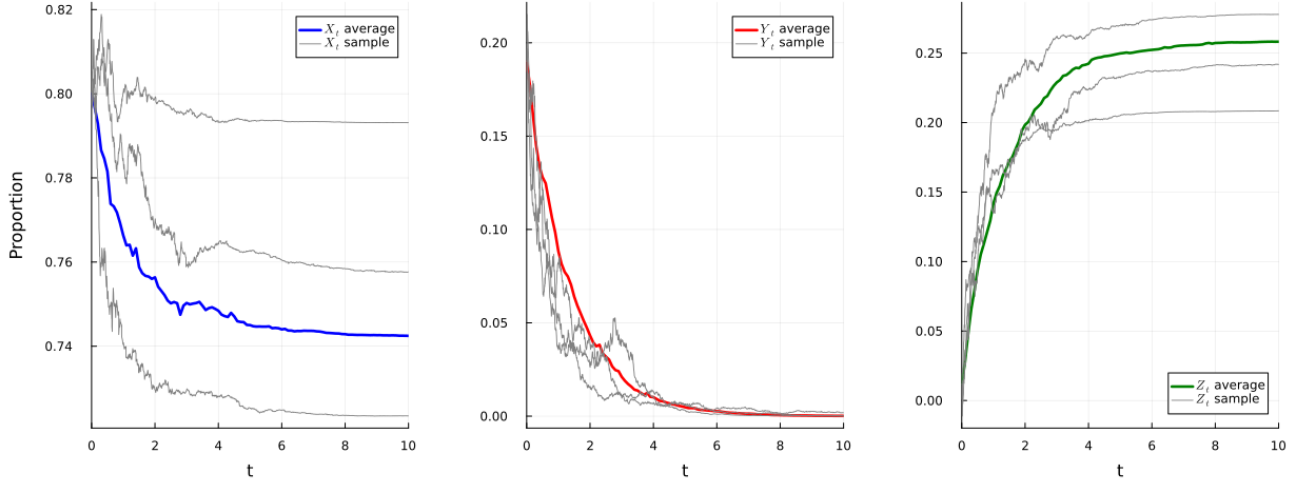


Figure 6: Simulation using E-M scheme of system (3.3) and displaying the average and three randomly-selected sample paths.

Simulation 4.6 We assume that the system (3.4) in Example 3.3(b) has initial values $(X_0, Y_0, Z_0) = (0.85, 0.1, 0.05)$ and set the parameters in Table 7:

$f(t)$	\underline{f}	\bar{f}
$\beta(t) = 0.17 + 0.01 \cos(20t)$	0.16	0.18
$\gamma_1(t) = 0.12 + 0.01 \cos(t)$	0.11	0.13
$\gamma_2(t) = 0.56 + 0.01 \sin(t)$	0.55	0.57
$\sigma_1(t) = \sigma_2(t) = \sigma_3(t) = 0.141 + 0.02(\sin(t) + \cos(t))$	$0.141 - 0.02\sqrt{2}$	$0.141 + 0.02\sqrt{2}$
$h_1(u) = 0.019$	—	—
$h_2(u) = 0.018$	—	—
$h_3(u) = 0.018$	—	—
$g_1(u) = 0.11$	—	—
$g_2(u) = 0.01$	—	—
$g_3(u) = 0.01$	—	—

Table 7: Parameters for simulation of system (3.4).

We achieve results which illustrate persistence of the disease, as is displayed in Figure 7 below. Furthermore, we have $\lambda_0 = 0.55$, $\lambda = 0.21$ and

$$\liminf_{t \rightarrow \infty} \frac{1}{t} \int_0^t Y_s ds \geq \frac{0.21}{0.55} \geq 0.38.$$

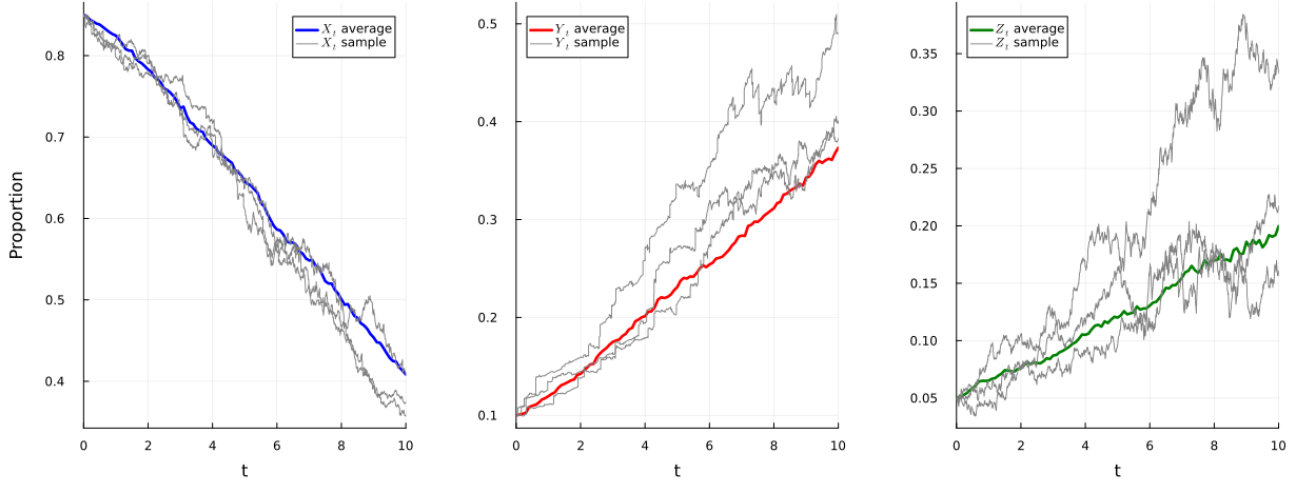


Figure 7: Simulation using E-M scheme of system (3.4) and displaying the average and three randomly-selected sample paths.

5 Conclusion

In this paper, we propose and investigate the USSIR model given by the system (1.3). We have presented two forms of the novel model – one for population numbers and the other for population proportions. For both forms of the model, we have given results on the extinction and persistence of diseases; moreover, we have shown that these results still hold with time-dependent, nonlinear parameters and multiple Lévy noise sources. Notably, we give examples and simulations that agree with the theoretical results and illustrate the impact that noise has on a given SIR model system. Moreover, the ability to allow time-dependency and multiple noises coincides with real world occurrences of infectious disease spread due to environmental noises or time-dependent events such as temperature, climates, seasons, and so forth. Our examples are intended to have an emphasis on real-world relevance; however, we do surmise the inclusion of artificiality in examples illustrates the flexibility of our model.

There is much work to follow this introduction to the USSIR model. An initial follow-up problem is parameter estimation of the USSIR model including the presence of periodic parameters. Additionally, given the measurement of real-world data is distorted by noise and may contain unknowns, it is important to consider the USSIR model with filtering to overcome these difficulties and inaccuracies. Both of these problems will be considered in future work with applications to real-world data. Additionally, the methods utilized here certainly would be applicable to models of dimension larger than 3 which may be explored in further work.

Acknowledgements

We would like to thank the anonymous reviewers and the Editor for suggestions and comments leading to a significant improvement of the paper. Also, we wish to thank Professor Yang Lu for his constructive and insightful comments on an earlier version of the paper. This work was partially supported by the Natural Sciences and Engineering Research Council of Canada (No. 4394-2018).

References

- [1] D. Applebaum. Lévy Processes and Stochastic Calculus, Second Edition. Cambridge University Press (2009).
- [2] N. Bailey. The Mathematical Theory of Infectious Diseases and Its Applications, Second Edition. London: Griffin (1975).
- [3] J. Bao and C. Yuan. Stochastic population dynamics driven by Lévy noise. *J. Math. Anal. Appl.* 391, 363-375 (2012).
- [4] J. Bezanson, A. Edelman, S. Karpinski and V.B. Shah. Julia: a fresh approach to numerical computing. *SIAM Review* 59, 65–98 (2017).
- [5] F. Brauer. Mathematical epidemiology: past, present, and future. *Infect. Dis. Model.* 2, 113-127 (2017).
- [6] F. Brauer, C. Castillo-Chavez and Z. Feng. *Mathematical Models in Epidemiology*. Springer (2019).
- [7] N. Bruti-Liberati and E. Platen. Strong approximations of stochastic differential equations with jumps. *J. Comp. App. Math.* 205, 982-1001 (2007).
- [8] T. Caraballo, M. El Fatini, M. El Khalifi and A. Rathinasamy. Analysis of a stochastic coronavirus (COVID-19) Lévy jump model with protective measures. *Stoch. Anal. Appl.* 41, 45-59 (2023).
- [9] G. Chen, T. Li and C. Liu. Lyapunov exponent of a stochastic SIRS model. *Comp. Rend. Math.* 351, 33-35 (2013).
- [10] N. Dalal, D. Greenhalgh and X. Mao. A stochastic model of AIDS and condom use. *J. Math. Anal. Appl.* 325, 36-63 (2007).
- [11] A. El Koufi, J. Adnani, A. Bennar and N. Yousfi. Analysis of a stochastic SIR model with vaccination and nonlinear incidence rate. *Int. J. Diff. Equ.* 9275051 (2019).
- [12] A. El Koufi, J. Adnani, A. Bennar and N. Yousfi. Dynamics of a stochastic SIR epidemic model driven by Lévy jumps with saturated incidence rate and saturated treatment function. *Stoch. Anal. Appl.* 40, 1048-1066 (2022).

- [13] C. Goumieroux and Y. Lu. SIR model with stochastic transmission. arXiv:2011.07816 (2020).
- [14] A. Gray, D. Greenhalgh, L. Hu, X. Mao and J. Pan. A stochastic differential equation SIS epidemic model. *SIAM J. Appl. Math.* 71, 876-902 (2011).
- [15] X-X. Guo and W. Sun. Periodic solutions of stochastic differential equations driven by Lévy noises. *J. Nonl. Sci.* 31:32 (2021).
- [16] C. Ji and D. Jiang. Threshold behaviour of a stochastic SIR model. *Appl. Math. Modell.* 38, 5067-5079 (2014).
- [17] C. Ji, D. Jiang and N. Shi. Multigroup SIR epidemic model with stochastic permutation. *Physica A.* 390, 1747-1762 (2011).
- [18] W. Kermack and A. McKendrick. Contributions to the mathematical theory of epidemics. *Proc. R. Soc. Lond. Ser. A.* 115, 700-721 (1927).
- [19] R. S. Liptser and A.N. Shiryaev. *Theory of Martingales.* Kluwer Academic Publishers (1986)
- [20] Y. Liu, Y. Zhang and Q. Wang. A stochastic SIR epidemic model with Lévy jump and media coverage. *Adv. Diff. Equ.* 2020:70 (2020).
- [21] N. Privault and L. Wang. Stochastic SIR Lévy jump model with heavy-tailed increments. *J. Nonlin Sci.* 31:15 (2021).
- [22] C. Rackauckas and Q. Nie. *DifferentialEquations.jl* – a performant and feature-rich ecosystem for solving differential equations in Julia. *J. Open Research Soft.* 5:15 (2017).
- [23] R. Schlickeiser and M. Kröger. Analytical modeling of the temporal evolution of epidemics outbreaks accounting for vaccinations. *Physics* 3, 386-426 (2021).
- [24] E. Tornatore, S. Buccellato and P. Vetro. Stability of a stochastic SIR system. *Physica A.* 354, 111-126 (2005).
- [25] X. Zhang and K. Wang. Stochastic SIR model with jumps. *Appl. Math. Lett.* 26, 867-874 (2013).
- [26] Y. Zhou, S. Yuan and D. Zhao. Threshold behavior of a stochastic SIS model with Lévy jumps. *Appl. Math. Comp.* 275, 255-267 (2016).
- [27] Y. Zhou and W. Zhang. Threshold of a stochastic SIR epidemic model with Lévy jumps. *Physica A.* 446, 204-216 (2016).