

OPTIMAL VARIABLE CLUSTERING FOR HIGH-DIMENSIONAL MATRIX VALUED DATA

Inbeom Lee* Siyi Deng[†] Yang Ning[‡]

Abstract

Matrix valued data has become increasingly prevalent in many applications. Most of the existing clustering methods for this type of data are tailored to the mean model and do not account for the dependence structure of the features, which can be very informative, especially in high-dimensional settings. To extract the information from the dependence structure for clustering, we propose a new latent variable model for the features arranged in matrix form, with some unknown membership matrices representing the clusters for the rows and columns. Under this model, we further propose a class of hierarchical clustering algorithms using the difference of a weighted covariance matrix as the dissimilarity measure. Theoretically, we show that under mild conditions, our algorithm attains clustering consistency in the high-dimensional setting. While this consistency result holds for our algorithm with a broad class of weighted covariance matrices, the conditions for this result depend on the choice of the weight. To investigate how the weight affects the theoretical performance of our algorithm, we establish the minimax lower bound for clustering under our latent variable model. Given these results, we identify the optimal weight in the sense that using this weight guarantees our algorithm to be minimax rate-optimal in terms of the magnitude of some cluster separation metric. The practical implementation of our algorithm with the optimal weight is also discussed. Finally, we conduct simulation studies to evaluate the finite sample performance of our algorithm and apply the method to a genomic dataset.

Keywords: Clustering, matrix data, high dimensional estimation, minimax optimality, latent variable model, hierarchical algorithm

*Department of Statistics and Data Science, Cornell University, Ithaca, NY. E-mail: i1279@cornell.edu.

[†]Department of Statistics and Data Science, Cornell University, Ithaca, NY. E-mail: sd847@cornell.edu.

[‡]Department of Statistics and Data Science, Cornell University, Ithaca, NY. E-mail: yn265@cornell.edu.

1 Introduction

Cluster analysis is one of the most important unsupervised learning techniques and has been widely used to discover the underlying group structure in data, arising in many applications including economics, image analysis, psychology and the biomedical sciences (Everitt et al., 2011; Kogan, 2007). In these applications, matrix valued data is becoming increasingly prevalent. For example, in genetic studies, one may observe data matrices of dimension $p \times q$ from n subjects, where the (j, k) th entry corresponds to the expression value of the j th gene at the k th tissue (Zahn et al., 2007). The biologist is often interested in identifying clusters of genes that share similar biological functions and also clusters of similar tissues. Similarly, in functional magnetic resonance imaging (fMRI) studies, to understand how the brain connectivity structure changes under different tasks/stimuli, researchers can measure the blood oxygen level (BOLD) within each region of interest (ROI) from the brain under a variety of conditions (Mitchell et al., 2008). The data points from each participant can be stacked as a matrix, in which the rows and columns correspond to different ROIs and tasks/stimuli, respectively. Given the data from n participants, it is of interest to simultaneously cluster the ROIs and tasks/stimuli. Such clustering results can be used as a dimension reduction step to further investigate brain connectivity networks (Eisenach et al., 2020). Driven by these applications, the goal of this paper is to develop a statistical clustering framework for matrix valued data with theoretical guarantees. In particular, assuming that n i.i.d. samples $X^{(1)}, \dots, X^{(n)}$ of a random matrix $X \in \mathbb{R}^{p \times q}$ are observed, we would like to recover the cluster membership of the rows and the columns of the feature matrix X .

In the literature, clustering a data matrix is often known as biclustering (Hartigan, 1972; Madeira and Oliveira, 2004). Most of the existing biclustering methods can be classified into the following categories: (1) hierarchical approaches based on the dendrogram (Hastie et al., 2009); (2) extensions of K-means (Fraiman and Li, 2022); (3) the penalized likelihood approach (Tan and Witten, 2014); (4) convex clustering via fused lasso (Chi et al., 2017); and (5) clustering based on the singular value decomposition (Sill et al., 2011; Lee et al., 2010). In these existing works, the goal is to simultaneously cluster n samples and d features stacked as an $n \times d$ data matrix, whereas in our problem we are interested in clustering a $p \times q$ feature matrix. Since the features are often correlated, the $p \times q$ feature matrix induces a sophisticated but informative dependence structure that is not accounted for in the existing biclustering methods. Thus, these existing biclustering methods may not be appropriate in our setting. More recently, multiway clustering, also known as tensor clustering, is attracting increasing attention (Mankad and Michailidis, 2014; Zhao et al., 2016; Chi et al., 2020; Sun and Li, 2019; Wang et al., 2019; Wang and Zeng, 2019). Since we observe n i.i.d $p \times q$ feature matrices, we can view our data as a 3-way tensor with dimension $p \times q \times n$. The existing tensor clustering methods such as the tensor block model (Wang and Zeng, 2019; Chi et al., 2020) aim to cluster each mode of the tensor from the mean model. While these approaches enjoy great success in many applications and can be adapted to our setting, they may not perform well when the dependence structure of the features is informative. There are several

recent works on tensor clustering that utilize the dependence structure (Deng and Zhang (2022), Mai et al. (2022)). However, these methods focus on clustering over the observations and not over the features (i.e., the rows and the columns of X).

In this paper, our first contribution is to propose a new latent variable model for clustering matrix valued data. Assume that the features are stacked as a random matrix $X \in \mathbb{R}^{p \times q}$, which follows

$$X = AZB^T + \Gamma, \quad (1.1)$$

where without loss of generality, $Z \in \mathbb{R}^{K_1 \times K_2}$ is a latent variable matrix with $\mathbb{E}(Z) = 0$. $A \in \mathbb{R}^{p \times K_1}$ and $B \in \mathbb{R}^{q \times K_2}$ are the unknown binary membership matrices for the rows and columns, respectively, and $\Gamma \in \mathbb{R}^{p \times q}$ represents the random noise matrix with entries that have mean 0 and variance $\sigma_{ab}^2 = \text{Var}(\Gamma_{ab})$. We assume that the entries in the noise matrix Γ are mutually independent and are also independent of the entries in Z . Entries of the membership matrix A take values in $\{0, 1\}$, such that $A_{ak} = 1$ if row a belongs to row cluster k and $A_{ak} = 0$ otherwise. In this paper, we focus on the non-overlapping and exhaustive clustering scenario. That is, for each row a , there exists one and only one cluster k with $A_{ak} = 1$. The same requirement holds for the membership matrix B . To see why A and B are interpreted as membership matrices, we note that, for any feature X_{ab} , if $A_{ak} = 1$ and $B_{b\ell} = 1$ for some k and ℓ , then model (1.1) implies $X_{ab} = Z_{k\ell} + \Gamma_{ab}$. That is, it implies that the feature X_{ab} is associated with the latent variable $Z_{k\ell}$. For this reason, we say that X_{ab} belongs to the row cluster k and column cluster ℓ . Under model (1.1), we can formally define the row clusters as the partition

$$\mathcal{G}^{(r)} = \{G_1^{(r)}, \dots, G_{K_1}^{(r)}\} \text{ of } \{1, \dots, p\}, \text{ where } G_k^{(r)} = \{a : A_{ak} = 1\} \quad (1.2)$$

for any $1 \leq k \leq K_1$, and K_1 is the unknown number of row clusters. When the context is clear, \mathcal{G} will be used for notational simplicity. Without loss of generality, we focus on how to recover the unknown membership matrix A for the rows (or equivalently $\mathcal{G}^{(r)}$) up to label switching.

Model (1.1) can be viewed as the extension of the G-block model for clustering a random vector in Bunea et al. (2020) to matrix valued data. Indeed, if we vectorize the matrix X , model (1.1) is equivalent to $\text{vec}(X) = M\text{vec}(Z) + \text{vec}(\Gamma)$ with $M = B \otimes A$, where $\text{vec}(X)$ denotes the vectorization of X , formed by stacking the columns of X into a single column vector, and \otimes denotes the Kronecker product. Thus, compared to Bunea et al. (2020) which allows M to be any unstructured $(pq) \times (K_1K_2)$ membership matrix, we impose the Kronecker product structure to the membership matrix M . While our model for $\text{vec}(X)$ is more restrictive than the model in Bunea et al. (2020), it actually comes with two advantages for matrix clustering. First, as seen above, A and B are interpreted as the membership matrices for the rows and columns. Ignoring the Kronecker product structure and directly applying the model in Bunea et al. (2020) would no longer produce interpretable results for matrix clustering, as shown in Figure 3 in Section A in the Supplementary Material. Second, the Kronecker product of A and B provides a more parsimonious parametrization for the unknown membership matrix M , leading to stronger theoretical guarantees on clustering.

It is also worth mentioning that our proposed latent variable model shares similarities with the stochastic block model (SBM) widely used in community detection in network analysis. First introduced in [Holland et al. \(1983\)](#), the stochastic block model assumes that nodes of a network are partitioned into subgroups called blocks and the distribution of the ties between nodes is dependent on the blocks to which the nodes belong. More specifically, they imposed the model $\mathbb{E}(A) = ZBZ^T$ where A is the $n \times n$ adjacency matrix, Z is the $n \times K$ binary block membership matrix and B is the $K \times K$ matrix whose element B_{ij} represents the probability that a node from block i is connected to a node in block j . We defer the details on further development of the method to [Airoldi et al. \(2008\)](#); [Zhang et al. \(2020\)](#); [Abbe \(2017\)](#) and the references therein. It must be noted, however, that community detection with stochastic block type models is inherently different from our setting since the former is focused on clustering the nodes (i.e., the samples), whereas our matrix clustering setting is focused on clustering the features (the rows and the columns of X).

To recover the unknown membership matrix A (and similarly for B), our second contribution is to propose a class of hierarchical clustering methods based on the weighted covariance matrix $\Sigma_{p,W} = \mathbb{E}(XWX^T)$ for some positive semi-definite matrix $W \in \mathbb{R}^{q \times q}$ to be chosen. We use the difference of this weighted covariance matrix as the dissimilarity measure in our hierarchical algorithm to recover the membership matrix A . To establish the theoretical guarantees of our algorithm, we introduce the metric $\text{MCOD}(\Sigma_{p,W})/\|X\|_W$ to quantify how well the clusters are separated. The precise definition is detailed in [Section 3.1](#). Theoretically, we develop a general result on the clustering consistency of our hierarchical algorithm that holds for a broad class of weight matrices W . To attain clustering consistency for the rows, we require the cluster separation metric $\text{MCOD}(\Sigma_{p,W})/\|X\|_W$ to be no smaller than the order of $(\frac{\log p}{nK_2})^{1/2}$, where K_2 is the unknown number of column clusters. The implication is that with the help of a larger K_2 , clustering the rows of X becomes easier.

To investigate the optimality of our algorithm, we establish the minimax lower bound for clustering under our latent variable model. While the clustering consistency property holds for a broad class of weight matrices W , our algorithm with a generic weight W may not be minimax optimal. To derive an optimal clustering algorithm for the rows, the key is to account for the information in the column clusters. The intuition is that with a more accurate column clustering result (i.e., estimate of B), we can decorrelate the dependence structure of X and reduce the noise induced by Γ , which in turn improves the clustering accuracy for the rows. Following this argument, we define the optimal weight W_O , and propose to estimate it by $\widehat{W}_O = \widehat{B}(\widehat{B}^T \widehat{B})^{-2} \widehat{B}^T / s$, where \widehat{B} is an estimate of the column membership matrix B and s denotes the estimated number of clusters from \widehat{B} . Under mild conditions, we show that the proposed algorithm with the estimated optimal weight attains the minimax lower bound, and therefore is rate-optimal for clustering. To the best of our knowledge, our paper is the first to formally establish minimax optimality for clustering matrix valued data. From a technical perspective, to show the optimality of our algorithm, the main challenge is to quantify the ‘‘stability’’ of the algorithm with respect to an imperfect estimate \widehat{B} in the weight matrix. We provide sufficient conditions to show the stability of the algorithm

under some additional modeling assumptions. In practice, the hierarchical algorithm can be applied iteratively to cluster the rows and columns. Finally, we conduct extensive numerical studies to support our theoretical results.

The rest of the paper is organized as follows. In Section 2, we propose the hierarchical algorithm and discuss the advantage of using the optimal weight, W_O . In Section 3, we define a notion of cluster separation and use it to establish the clustering consistency of our algorithm and to derive the minimax lower bound. Since the algorithm using the optimal weight depends on the initial estimate \widehat{B} , in Section 4, we verify the cluster separation condition and stability condition required in Theorem 3.1 for clustering consistency in matrix normal models. The practical implementation of the algorithm is discussed in Section 5. Three further extensions of our method - the dependent noise model, the nested clustering method to incorporate both mean and covariance information, and higher order tensor models - are discussed in Section 6. The simulation results and real data analysis are presented in Sections 7 and 8, respectively. The paper concludes with a discussion in Section 9.

Notation. For any $1 \leq a \neq b \leq p$, we write $a \underset{\mathcal{G}}{\sim} b$ if a and b are in the same cluster (i.e., $a, b \in G_k$ for some k). Otherwise, we write $a \underset{\mathcal{G}}{\not\sim} b$. For a matrix X , we use the following norms: $\|X\|_{\max} = \max_{i,j} |X_{ij}|$, $\|X\|_{\infty} = \max_i \sum_{j=1}^q |X_{ij}|$, $\|X\|_F = \sqrt{\sum_{i,j} X_{ij}^2}$. $\|X\|_{\text{op}}$ denotes the largest singular value of X . The largest and smallest eigenvalues are denoted by $\lambda_{\max}(\cdot)$ and $\lambda_{\min}(\cdot)$. We use $X_{\cdot j}$ and X_j to denote the j th column and row of X , respectively. For two positive sequences a_n and b_n , we write $a_n \asymp b_n$ if $C \leq a_n/b_n \leq C'$ for all n for some constant $C, C' > 0$. Similarly, we use $a_n \lesssim b_n$ ($a_n \gtrsim b_n$) to denote $a_n \leq Cb_n$ ($a_n \geq Cb_n$) for all n for some constant $C > 0$.

2 Methodology

2.1 Hierarchical Clustering via Weighted Covariance Differences

Recall that the random matrix X follows model (1.1). In this section, we propose a class of clustering methods for the rows of X based on the weighted covariance matrix $\Sigma_{p,W} = \mathbb{E}(XWX^T)$, where $W \in \mathbb{R}^{q \times q}$ is some positive semi-definite matrix to be chosen. We add a subscript p to indicate $\Sigma_{p,W}$ is a $p \times p$ matrix corresponding to the rows. The same type of method can be used to cluster the columns of X .

In the following, we first outline how to identify the unknown membership matrix A from the weighted covariance matrix $\Sigma_{p,W}$ on the population level. Under model (1.1), by the independence between Z and Γ , we obtain that

$$\Sigma_{p,W} = A\mathbb{E}(ZB^TWBZ^T)A^T + \mathbb{E}(\Gamma W \Gamma^T). \quad (2.1)$$

To recover the membership matrix A from $\Sigma_{p,W}$, one needs to first separate the two matrices $A\mathbb{E}(ZB^TWBZ^T)A^T$ and $\mathbb{E}(\Gamma W \Gamma^T)$. Noting that $\mathbb{E}(\Gamma W \Gamma^T)$ is a diagonal matrix as the elements in Γ are mutually independent and the weight matrix W is deterministic, we therefore

focus on the non-diagonal entries of $\Sigma_{p,W}$, that is $[\Sigma_{p,W}]_{ac} = [A\mathbb{E}(ZB^TWBZ^T)A^T]_{ac}$ for any $1 \leq a \neq c \leq p$. By the definition of the membership matrix A , for any $a \in G_k$, $c \in G_\ell$ and $a \neq c$, we have

$$(\Sigma_{p,W})_{ac} = \left[A\mathbb{E}(ZB^TWBZ^T)A^T \right]_{ac} = \left[\mathbb{E}(ZB^TWBZ^T) \right]_{k\ell}. \quad (2.2)$$

In view of (2.2), the within-cluster covariance difference $(\Sigma_{p,W})_{ac} - (\Sigma_{p,W})_{bc}$ with $a \underset{\mathcal{G}}{\sim} b$ is always 0 for any $c \neq a, b$. In other words, as long as $(\Sigma_{p,W})_{ac} - (\Sigma_{p,W})_{bc}$ is nonzero for some c , it indicates that a and b are not in the same cluster. Thus, the covariance difference is indicative of the clustering structure. Following Bunea et al. (2020), we formally define the covariance difference (COD) as

$$\text{COD}_{\Sigma_{p,W}}(a, b) := \max_{c \neq a, b} \left| (\Sigma_{p,W})_{ac} - (\Sigma_{p,W})_{bc} \right|. \quad (2.3)$$

From the above argument, we have $\text{COD}_{\Sigma_{p,W}}(a, b) = 0$ if $a \underset{\mathcal{G}}{\sim} b$. Moreover, if $\text{COD}_{\Sigma_{p,W}}(a, b) > 0$ holds for all $a \underset{\mathcal{G}}{\not\sim} b$, we are able to identify all the clusters. Let

$$\text{MCOD}(\Sigma_{p,W}) := \min_{a \underset{\mathcal{G}}{\not\sim} b} \text{COD}_{\Sigma_{p,W}}(a, b) \quad (2.4)$$

denote the minimum COD value over all possible $a \underset{\mathcal{G}}{\not\sim} b$. On the population level, provided $\text{MCOD}(\Sigma_{p,W}) > 0$, the membership matrix A (or equivalently $\mathcal{G}^{(r)}$ in (1.2)) is identifiable from the weighted covariance matrix $\Sigma_{p,W}$ up to label switching.

Based on the above results on the population level, we will develop a hierarchical clustering algorithm to estimate the membership matrix A (or equivalently $\mathcal{G}^{(r)}$ in (1.2)). Given n i.i.d. samples $X^{(1)}, \dots, X^{(n)}$, we first estimate $\Sigma_{p,W}$ with

$$\widehat{\Sigma}_{p,W} = \frac{1}{n} \sum_{i=1}^n X^{(i)} W X^{(i)T},$$

and then plug this into (2.3) to form a dissimilarity measure $\text{COD}_{\widehat{\Sigma}_{p,W}}(a, b)$ for any $1 \leq a, b \leq p$. The hierarchical algorithm starts with every variable representing a singleton cluster. At each step, the closest two clusters are merged into one single cluster based on the following dissimilarity measure between two sets I and J

$$\text{COD}_{\widehat{\Sigma}_{p,W}}(I, J) = \max_{a \in I, b \in J} \text{COD}_{\widehat{\Sigma}_{p,W}}(a, b). \quad (2.5)$$

We refer to Hastie et al. (2009) for alternative definitions of dissimilarity between two clusters and further discussions. Finally, we terminate this process and report the clusters when the dissimilarity measure $\text{COD}_{\widehat{\Sigma}_{p,W}}(I, J)$ exceeds a threshold value $\alpha > 0$. This hierarchical algorithm, summarized in Algorithm 1, improves the existing COD algorithm proposed by Bunea et al. (2020). First, our algorithm satisfies the so-called monotonicity property, which

states that merged clusters always have smaller values of $\text{COD}_{\widehat{\Sigma}_{p,W}}(I, J)$ than unmerged ones (Hastie et al., 2009). However, the algorithm in Bunea et al. (2020) may merge indices a and b into one cluster even if there exists another index c with $\text{COD}_{\Sigma_{p,W}}(a, c)$ smaller than $\text{COD}_{\Sigma_{p,W}}(a, b)$. We include in Section B in the Supplementary Material a toy example that illustrates this point. Empirically, we find that our hierarchical algorithm produces more stable clustering results than the algorithm in Bunea et al. (2020). Second, the hierarchical algorithm is more flexible in incorporating side information, such as the number of row clusters K_1 . While our Algorithm 1 does not require the user to know K_1 , with such information from domain knowledge or existing literature, the algorithm is expected to yield more reliable clustering results.

Algorithm 1: Hierarchical Algorithm with COD

INPUT: The estimated weighted covariance matrix $\widehat{\Sigma}_{p,W}$ and a threshold $\alpha > 0$.

- (1) Calculate $\text{COD}_{\widehat{\Sigma}_{p,W}}(a, b)$ for $1 \leq a, b \leq p$.
- (2) Create a hierarchical tree based on the value of

$$\text{COD}_{\widehat{\Sigma}_{p,W}}(I, K) = \max_{a \in I, b \in K} \text{COD}_{\widehat{\Sigma}_{p,W}}(a, b) \text{ for sets } I \text{ and } K.$$

- (3) Use the threshold value α to cut the tree and obtain the estimated row clustering $\widehat{\mathcal{G}}^{(r)}$. More precisely, we use the following rule to find the clusters:

For any two sets of candidate clusters I and K from the hierarchical tree, merge them into one cluster if and only if $\text{COD}_{\widehat{\Sigma}_{p,W}}(I, K) \leq \alpha$.

2.2 Optimal Choice of W

While our Algorithm 1 can be applied with any weight matrix W in $\widehat{\Sigma}_{p,W}$, the empirical and theoretical performance of the algorithm critically depends on the choice of W . In practice, the simplest choice of W could be $W_I = I_q/q$, where I_q is a $q \times q$ identity matrix. With this choice of W_I , the weighted covariance matrix $\Sigma_{p,W_I} = \frac{1}{q} \sum_{j=1}^q \mathbb{E}(X_{.j}X_{.j}^T)$ can be interpreted as the average of the second order moment of the columns of X . This “naive” weight W_I can be used directly in our Algorithm 1 (named NAIVE COD) or it can be used as an initial value in a multi-step iterative algorithm (1-STEP COD, 2-STEP COD), which will be further discussed in Section 5.

To motivate the development of the optimal choice of W , we temporarily assume that the true column cluster structure (i.e., the membership matrix B) is known up to label switching. We define $X^* = XB(B^TB)^{-1} \in \mathbb{R}^{p \times K_2}$, which can be interpreted as the average of X over columns in the same column cluster. To see this, let us consider a toy example. Assume that X has $q = 4$ columns with $K_2 = 2$ column clusters, where the first two columns belong to

cluster 1 and the last two columns belong to cluster 2. In this case, the membership matrix B can be written as

$$B = \begin{bmatrix} 1 & 0 \\ 1 & 0 \\ 0 & 1 \\ 0 & 1 \end{bmatrix} \in \mathbb{R}^{4 \times 2}. \quad \text{Then we have } X^* = \begin{bmatrix} \frac{X_{11}+X_{12}}{2} & \frac{X_{13}+X_{14}}{2} \\ \vdots & \vdots \\ \frac{X_{p1}+X_{p2}}{2} & \frac{X_{p3}+X_{p4}}{2} \end{bmatrix} \in \mathbb{R}^{p \times 2}.$$

Clearly, the two columns of X^* represent the averages of X in the same column cluster. Inspired by the interpretation of Σ_{p,W_I} , we now compute the average of the second order moment of the columns of X^* as follows:

$$\frac{1}{K_2} \sum_{j=1}^{K_2} \mathbb{E}(X_{\cdot j}^* X_{\cdot j}^{*T}) = \frac{1}{K_2} \mathbb{E}(X^* X^{*T}) = \mathbb{E}(X W_O X^T) = \Sigma_{p,W_O}, \quad (2.6)$$

where we set $W_O = B(B^T B)^{-2} B^T / K_2$ by the definition of X^* . This matrix W_O is the optimal weight for reasons that will be explained in Section 3. Intuitively, the weighted covariance matrix Σ_{p,W_O} with W_O is more informative for clustering than Σ_{p,W_I} , as the random noise in Γ is reduced when we construct X^* by aggregating the columns of X in the same column cluster. To better illustrate this point, we consider a special case. Assume that the columns of X have K_2 clusters with equal size q/K_2 . After some algebra, it is shown that

$$\Sigma_{p,W_I} = \frac{1}{K_2} A \mathbb{E}(Z Z^T) A^T + \frac{1}{q} \mathbb{E}(\Gamma \Gamma^T),$$

and

$$\Sigma_{p,W_O} = \frac{1}{K_2} A \mathbb{E}(Z Z^T) A^T + \frac{K_2}{q} \left\{ \frac{1}{q} \mathbb{E}(\Gamma \Gamma^T) \right\}.$$

Clearly, both Σ_{p,W_I} and Σ_{p,W_O} contain the same amount of row cluster information via the term $\frac{1}{K_2} A \mathbb{E}(Z Z^T) A^T$. However, compared to Σ_{p,W_I} , the error matrix induced by the covariance of Γ is further reduced by a factor of K_2/q in Σ_{p,W_O} . Therefore, we expect the clustering algorithm using Σ_{p,W_O} to outperform the naive method using Σ_{p,W_I} for recovering the membership matrix A , which is indeed the case in simulations; see Section 7.

Since $W_O = B(B^T B)^{-2} B^T / K_2$ depends on the unknown membership matrix B , Algorithm 1 is not directly applicable. In principle, if an initial estimate of B , say \widehat{B} , is available, we can plug in the estimator \widehat{B} and apply Algorithm 1 with $\widehat{\Sigma}_{p,\widehat{W}_O}$, where $\widehat{W}_O = \widehat{B}(\widehat{B}^T \widehat{B})^{-2} \widehat{B}^T / s$ and s denotes the estimated number of clusters from \widehat{B} . Theoretically, in the next section, we will establish a general result on the clustering consistency of Algorithm 1 with a data dependent weight matrix \widehat{W} , which covers the case with \widehat{W}_O . In practice, we recommend using an iterative hierarchical algorithm to repeatedly cluster the rows and columns of X . The detailed implementation of the algorithm using the optimal weight is discussed in Section 5.

3 Theoretical Guarantees

In this section we establish the theoretical results for our proposed clustering method. In Section 3.1, we present a general result on the clustering consistency of Algorithm 1 with a data dependent weight matrix \widehat{W} . Subsequently, we develop the minimax lower bound for the matrix clustering problem in Section 3.2. In particular, these results imply that Algorithm 1 with the estimated optimal weight matrix \widehat{W}_O defined in Section 2.2 is minimax optimal for clustering.

3.1 Clustering Consistency of Algorithm 1

To formally study the clustering consistency property, we need to first define a proper notion of cluster separation distance. Recall from the argument in Section 2.1 that $\text{MCOD}(\Sigma_{p,W}) > 0$ implies the identifiability of A up to label switching. One may attempt to use $\text{MCOD}(\Sigma_{p,W})$ to measure cluster separation. But, using $\text{MCOD}(\Sigma_{p,W})$ alone is not ideal, as $\text{MCOD}(\Sigma_{p,W})$ is not invariant to the scale of W . To be specific, we have $\text{MCOD}(\Sigma_{p,tW}) = t \cdot \text{MCOD}(\Sigma_{p,W})$ for any $t > 0$, implying that the MCOd value can be arbitrarily large by rescaling W .

In order to resolve this issue, we define $\|X\|_W$ as follows:

$$\|X\|_W = K_2^{1/2} \max_{1 \leq a \leq p} \|L^T \text{Var}(X_a) L\|_F,$$

where L is a matrix satisfying $LL^T = W$. We note that $\|X\|_W$ can be interpreted as the amount of the variance of the row vector in X reweighted by L . From a technical perspective, such a quantity plays a natural role when applying the concentration inequality to control $\widehat{\Sigma}_{p,W} - \Sigma_{p,W}$. For convenience, we also include a $K_2^{1/2}$ factor in $\|X\|_W$ to rescale the quantity to be of constant order. For example, under our model (1.1) and some mild conditions, we show in Section C of the Supplementary Material that $\|X\|_W = O(1)$ holds for a general class of weight matrices.

In this paper, we define the cluster separation distance as $\text{MCOD}(\Sigma_{p,W})/\|X\|_W$. First, we can view $\text{MCOD}(\Sigma_{p,W})/\|X\|_W$ as a standardized distance, which measures cluster separation per unit ‘‘variance’’ of X . Second, $\text{MCOD}(\Sigma_{p,W})/\|X\|_W$ is invariant to the scale of W and also the scale of X (e.g., transform X to tX for any $t \in \mathbb{R}$). Finally, we note that our cluster separation metric depends on the choice of the weight matrix W since we use a weighted covariance distance to construct the MCOd in (2.4). Thus, even if we consider the same data generating model (1.1), the value of the cluster separation metric may differ depending on the choice of W . This has important implications for clustering consistency (see Remark 3.2 and Section D in the Supplementary Material) and the minimax lower bound (see Section 3.2).

If the weight W is known, we can directly apply our Algorithm 1 with the input $\widehat{\Sigma}_{p,W}$. However, if W depends on unknown parameters (e.g., the weight $W_O = B(B^T B)^{-2} B^T / K_2$), we need to estimate W and use a data dependent weight in Algorithm 1. To study clustering consistency of the algorithm with a data dependent weight, we assume that there exists an

initial estimator \widehat{W} of a deterministic weight matrix W . To simplify the theoretical analysis, we focus on analyzing Algorithm 1 with sample splitting. Specifically, we randomly divide the data into two folds, $\{X^{(i)} : i \in D_1\}$ and $\{X^{(i)} : i \in D_2\}$, where $D_1 \cap D_2 = \emptyset$ and $D_1 \cup D_2 = \{1, \dots, n\}$. The estimator \widehat{W} is constructed using the data in D_1 , and then we apply Algorithm 1 with the input $\widehat{\Sigma}_{p, \widehat{W}} = \frac{1}{|D_2|} \sum_{i \in D_2} X^{(i)} \widehat{W} X^{(i)T}$, where $\widehat{\Sigma}_{p, \widehat{W}}$ is the weighted sample covariance matrix using the data in D_2 . By using this simple procedure, we can remove the dependence of \widehat{W} and the data in D_2 .

Let us denote $\Sigma_{p, \widehat{W}} = \mathbb{E}(X \widehat{W} X^T | \widehat{W})$, where the expectation is taken with respect to X and is independent of \widehat{W} . The following main theorem in this section shows the clustering consistency of our algorithm in the non-asymptotic regime.

Theorem 3.1. Under model (1.1), assume that $\text{vec}(X)$ is multivariate Gaussian, $\log p = o(n)$ and the following two conditions hold:

- (A1) Cluster separation condition: $\text{MCOD}(\Sigma_{p, W}) / \|X\|_W > c_0 \eta$, where $\eta \geq c_1 \sqrt{\frac{\log p}{nK_2}}$ for a universal constant $c_1 > 0$ and an arbitrary constant $c_0 \geq 4$.
- (A2) Stability condition: $\left\{ \text{MCOD}(\Sigma_{p, \widehat{W}}) / \|X\|_{\widehat{W}} \right\} / \left\{ \text{MCOD}(\Sigma_{p, W}) / \|X\|_W \right\} > 4/c_0$, where c_0 is defined in (A1).

Then using our Algorithm 1 with $\widehat{\Sigma}_{p, \widehat{W}}$ and the threshold $\alpha = 2\eta \cdot \|X\|_{\widehat{W}}$, we obtain perfect row cluster recovery (i.e., $\widehat{\mathcal{G}}^{(r)} = \mathcal{G}^{(r)}$) with probability greater than $1 - \frac{c_2}{p}$ for some constant $c_2 > 0$.

In the following, we start from the discussion on the conditions in Theorem 3.1. The Gaussian assumption is imposed in order to derive a sharp bound for $(\widehat{\Sigma}_{p, \widehat{W}} - \Sigma_{p, \widehat{W}})_{jk}$ when applying the Hanson-Wright inequality, as we can decorrelate two dependent Gaussian variables to make them independent. Recently, Adamczak (2015) derived a variant of the Hanson-Wright inequality for dependent data with the so-called convex concentration property. Using this new inequality, we can relax the Gaussian assumption to more general distributions (e.g., sub-Gaussian) with the convex concentration property. The conclusion in Theorem 3.1 remains the same. However, to keep our presentation focused, we impose the Gaussian assumption in this theorem.

The condition $\log p = o(n)$ is standard for high-dimensional data. We further assume two major conditions, (A1) and (A2). Recall from the previous discussion that the cluster separation is measured by $\text{MCOD}(\Sigma_{p, W}) / \|X\|_W$. Condition (A1) implies that in the ideal case (i.e., the weight matrix W is known), the clusters must be separated by a factor of $\sqrt{\frac{\log p}{nK_2}}$. For this reason, we call (A1) the cluster separation condition. On top of (A1), we also need condition (A2), because in some cases the target weight matrix W (e.g., the optimal weight W_O) needs to be estimated. Condition (A2) quantifies the stability of the cluster separation metric $\text{MCOD}(\Sigma_{p, W}) / \|X\|_W$ with respect to the perturbation of W . Essentially, condition (A2) guarantees that $\text{MCOD}(\Sigma_{p, \widehat{W}}) / \|X\|_{\widehat{W}}$ with the estimate \widehat{W} is still beyond the order

$\sqrt{\frac{\log p}{nK_2}}$. When W does not need to be estimated, we can simply use $\widehat{\Sigma}_{p,W}$ in Algorithm 1, and in this case (A2) holds trivially. It is important to note that the arbitrary constant c_0 in condition (A2) is ≥ 4 , which allows the separation based on \widehat{W} to be smaller than that on W . Indeed, the interplay between the two conditions (A1) and (A2) is characterized by c_0 . A larger c_0 can relax the stability condition (A2), whereas the cluster separation condition (A1) becomes more stringent. Lastly, we note that (A1) and (A2) are both high-level technical conditions, which will be further explored in Section 4 under additional modeling assumptions.

One important implication of Theorem 3.1 is that the minimum cluster separation for clustering consistency is of order $\sqrt{\frac{\log p}{nK_2}}$, which decreases as the number of column clusters K_2 grows. In other words, clustering the rows of X becomes easier if the columns of X have more column clusters. Indeed, this phenomenon is reasonable as the data from two different column clusters show weaker dependence and therefore improve the convergence rate of $(\widehat{\Sigma}_{p,\widehat{W}} - \Sigma_{p,\widehat{W}})_{jk}$ in the Hanson-Wright inequality. This result clearly demonstrates the benefit of clustering the matrix X over vector clustering. Finally, we note that in the special case $q = K_2 = 1$, the order of our cluster separation metric matches the existing result for vector clustering in Bunea et al. (2020).

Remark 3.2. The results in Theorem 3.1 are generally applicable to our clustering algorithm with any positive semi-definite matrix W , provided (A1) and (A2) hold. Recall that in Section 2.2, we consider two specific weights, $W_I = I_q/q$ and $W_O = B(B^T B)^{-2} B^T / K_2$, where the latter was called the optimal weight. We can apply our algorithm with either $\widehat{\Sigma}_{p,W_I}$ or $\widehat{\Sigma}_{p,\widehat{W}_O}$, where \widehat{W}_O is an estimate of W_O defined in Section 2.2. Since the rate of the cluster separation for consistency is always $\sqrt{\frac{\log p}{nK_2}}$, which does not depend on W , one might be tempted to conclude that there is no benefit of using the optimal weight W_O over W_I for clustering consistency. However, this conclusion is imprecise, as the value of the cluster separation metric $\text{MCOD}(\Sigma_{p,W})/\|X\|_W$ depends on W and may differ substantially. When $q \gg K_2$, our algorithm with the optimal weight attains clustering consistency in the presence of a larger noise level σ^2 compared to when using W_I . A more detailed illustration of this point can be found in Section D in the Supplementary Material.

3.2 Minimax Optimality

In this section, we establish the minimax lower bound for the matrix clustering problem. In this paper, we will focus on the optimal weight W_O and from it construct an appropriate parameter space. Assume that $\text{vec}(X) \sim N(0, \Sigma)$, where $\Sigma \in \mathbb{R}^{pq \times pq}$. We define the relevant parameter space as

$$M_O(p, q, K_1, K_2, \eta) = \left\{ \Sigma \in \mathbb{R}^{pq \times pq} \mid X \text{ satisfies model (1.1), } \text{MCOD}(\Sigma_{p,W_O})/\|X\|_{W_O} \geq \eta \right\},$$

where the cluster separation metric is defined based on W_O . The following theorem provides the lower bound for clustering over the parameter space $M_O := M_O(p, q, K_1, K_2, \eta)$.

Theorem 3.2. For $K_1 \geq 3$, there exists a positive constant c such that, for any η

$$0 \leq \eta < c \sqrt{\frac{\log p}{nK_2}},$$

we have

$$\inf_{\hat{\mathcal{G}}} \sup_{\Sigma \in M_O} \mathbb{P}_{\Sigma}(\hat{\mathcal{G}} \neq \mathcal{G}) \geq \frac{1}{7},$$

where the infimum is taken over all possible estimators of \mathcal{G} .

Theorem 3.2 shows that it is impossible to attain clustering consistency uniformly over the parameter space M_O when the minimum cluster separation value η is below the threshold $(\frac{\log p}{nK_2})^{1/2}$, which matches the rate of η in condition (A1) in Theorem 3.1. Thus, provided the stability condition (A2) in Theorem 3.1 holds, our Algorithm 1 using $\hat{\Sigma}_{p, \hat{W}_O}$ and $\alpha = 2\eta \cdot \|X\|_{\hat{W}_O}$ is minimax optimal for clustering.

We also have a minimax lower bound result in which the cluster separation metric is defined with an arbitrary column membership matrix \bar{B} . The setup of the appropriate parameter space, the presentation of the theorem, its derivation and discussion can be found in Section E in the Supplementary Material.

4 Applications to Matrix Normal Models

As seen from the previous section, our Algorithm 1 using the weighted covariance matrix $\hat{\Sigma}_{p, \hat{W}_O}$ is minimax optimal, provided conditions (A1) and (A2) in Theorem 3.1 hold. In this section, we will verify conditions (A1) and (A2) with $\hat{W} = \hat{W}_O$. To make the analysis of the cluster separation metric $\text{MCOD}(\Sigma_{p, W})/\|X\|_W$ tractable, we will make some additional modeling assumptions.

On top of our model (1.1), we further assume that the latent variable Z follows the matrix normal distribution. That is $Z \sim \text{MN}(0, U, V)$, where $U \in \mathbb{R}^{K_1 \times K_1}$ and $V \in \mathbb{R}^{K_2 \times K_2}$ are symmetric positive definite matrices. Note that this is equivalent to saying that $\text{vec}(Z) \sim \text{MVN}(\text{vec}(0), V \otimes U)$, which gives us $\mathbb{E}(Z_{jk}Z_{j'k'}) = U_{jj'}V_{kk'}$ and $\mathbb{E}(Z_{jk}) = 0$ for any $1 \leq j, j' \leq K_1$ and $1 \leq k, k' \leq K_2$.

Recall that $\hat{W}_O = \hat{B}(\hat{B}^T \hat{B})^{-2} \hat{B}^T / s$, where \hat{B} is an initial estimator of the column membership matrix B and s is the estimated number of clusters. To facilitate the analysis, we use $\mathcal{G}^{(c)} = \{G_1^{(c)}, \dots, G_{K_2}^{(c)}\}$ and $\hat{\mathcal{G}}^{(c)} = \{\hat{G}_1^{(c)}, \dots, \hat{G}_s^{(c)}\}$ to denote the true column cluster structure and the estimated column structure, respectively. We define a $K_2 \times s$ matrix G that carries

information about the clustering accuracy of the initial estimator \widehat{B} :

$$G = B^T \widehat{B} (\widehat{B}^T \widehat{B})^{-1} = \begin{bmatrix} \frac{|G_1^{(c)} \cap \widehat{G}_1^{(c)}|}{|\widehat{G}_1^{(c)}|} & \frac{|G_1^{(c)} \cap \widehat{G}_2^{(c)}|}{|\widehat{G}_2^{(c)}|} & \cdots & \frac{|G_1^{(c)} \cap \widehat{G}_s^{(c)}|}{|\widehat{G}_s^{(c)}|} \\ \vdots & \vdots & & \vdots \\ \frac{|G_{K_2}^{(c)} \cap \widehat{G}_1^{(c)}|}{|\widehat{G}_1^{(c)}|} & \frac{|G_{K_2}^{(c)} \cap \widehat{G}_2^{(c)}|}{|\widehat{G}_2^{(c)}|} & \cdots & \frac{|G_{K_2}^{(c)} \cap \widehat{G}_s^{(c)}|}{|\widehat{G}_s^{(c)}|} \end{bmatrix}.$$

Note that the columns of G sum to 1, and in the ideal case of $\mathcal{G}^{(c)} = \widehat{\mathcal{G}}^{(c)}$ (i.e., $\widehat{B} = B$), we have that $G = I_{K_2}$. Denote by

$$C_K = \max_{1 \leq a \leq p} \frac{1}{K_2} \sum_{t=1}^{K_2} \frac{(\sum_{j \in [t]} \sigma_{aj}^2)^2}{|[t]|^4} \quad (4.1)$$

the maximum weighted average of the error variances over K_2 column clusters, where $[t]$ denotes the t -th column cluster. Similarly, we define

$$C_s = \max_{1 \leq a \leq p} \frac{1}{s} \sum_{t=1}^s \frac{(\sum_{j \in [\widehat{t}]} \sigma_{aj}^2)^2}{|[\widehat{t}]|^4} \quad (4.2)$$

where $[\widehat{t}]$ denotes the estimated t -th column cluster. The following proposition shows the conditions under which (A1) and (A2) in Theorem 3.1 hold in the matrix normal model. The proof can be found in Section H.3.1 of the Supplementary Material.

Proposition 4.1. Under model (1.1) and the above matrix normal model assumptions, if we assume:

(P0) $C_{\min} \leq \lambda_{\min}(V) \leq \lambda_{\max}(V) \leq C_{\max}$ for two positive constants C_{\min} and C_{\max} .

(P1) (*Cluster Separation*) For any $1 \leq j \neq k \leq K_1$, there exists $1 \leq l \leq K_1$ such that

$$|U_{jl} - U_{kl}| > c_0 \cdot c_1 \sqrt{\frac{\log(p)}{nK_2}} \cdot \frac{K_2}{\text{tr}(V)} \cdot \left\{ \|\text{diag}(U)\|_{\max} \cdot C_{\max} + C_K^{1/2} \right\}$$

holds for a universal constant c_1 and an arbitrary constant $c_0 \geq 4$, where

$$\|\text{diag}(U)\|_{\max} = \max_{1 \leq j \leq K_1} U_{jj}.$$

(P2) (*Stability*) Either (i) or (ii) holds:

$$(i) \quad \begin{cases} \sqrt{\min(s, K_2)} \cdot |\lambda_{\max}(GG^T)| \cdot \|\text{diag}(U)\|_{\max} \cdot C_{\max} \leq \sqrt{s} \cdot \sqrt{C_s} \\ \frac{1}{\lambda_{\min}(GG^T)} \leq \frac{c_0}{8} \cdot \sqrt{\frac{C_K}{C_s}} \cdot \sqrt{\frac{K_2}{s}} \end{cases}$$

$$(ii) \quad \begin{cases} \sqrt{\min(s, K_2)} \cdot |\lambda_{\max}(GG^T)| \cdot \|\text{diag}(U)\|_{\max} \cdot C_{\max} > \sqrt{s} \cdot \sqrt{C_s} \\ \frac{\lambda_{\max}(GG^T)}{\lambda_{\min}(GG^T)} \leq \frac{c_0}{8} \cdot \frac{C_{\min}}{C_{\max}} \cdot \frac{\|\text{diag}(U)\|_{\min}}{\|\text{diag}(U)\|_{\max}} \cdot \sqrt{\frac{K_2}{\min(s, K_2)}} \end{cases}$$

where c_0 is the arbitrary constant from (P1), C_K and C_s are defined in (4.1) and (4.2), and $\|\text{diag}(U)\|_{\min} = \min_{1 \leq j \leq K_1} U_{jj}$.

Then the conditions (A1) and (A2) in Theorem 3.1 hold.

The assumption (P0) is standard and commonly used in the high-dimensional statistics literature (Basu and Michailidis, 2015; Cai et al., 2010; Bai and Silverstein, 2010). For (P1), it says that any two rows of the row covariance matrix U cannot be nearly identical because otherwise the corresponding two clusters would not be identifiable. When the error variances are not too large (e.g., $\sum_{j \in [t]} \sigma_{a_j}^2 \lesssim [t]^2$), then C_K behaves like a constant. If we further assume $\|\text{diag}(U)\|_{\max} = O(1)$, then the cluster separation reduces to $|U_{jl} - U_{kl}| \gtrsim \sqrt{\frac{\log(p)}{nK_2}}$, which decreases with n and K_2 as we have discussed before. Finally, (P2) requires the estimated cluster structure to be close enough to the true cluster structure. When the initial estimator \hat{B} is reasonably accurate, we would expect C_K and C_s to be of the same order. When $K_2 \asymp s$ and $\|\text{diag}(U)\|_{\max} \asymp \|\text{diag}(U)\|_{\min}$, (P2) reduces to the condition that the smallest eigenvalue of GG^T is bounded from below by a constant and its largest eigenvalue is bounded from above by a constant. Recall that when \hat{B} is more accurate, G would be closer to an identity matrix and therefore (P2) would be more likely to hold. Thus, (P2) essentially gives a sharp characterization of the “contraction region” in which the algorithm with the imperfect initial estimator \hat{B} still leads to clustering consistency. In fact, the following proposition gives a concrete example where \hat{B} satisfies the condition (P2).

Proposition 4.2. Under the matrix normal model, assume that the noise variances are homogeneous and the cluster sizes are balanced, (i.e., $\forall i, j, \mathbb{E}(\Gamma_{ij}) = \sigma^2, \frac{M_q}{m_q} \leq C$ for some constant $C \geq 1$ where M_q and m_q are the largest and smallest column cluster sizes, respectively). If $c_0 \geq 8C / \left(\frac{C_{\min}}{C_{\max}} \cdot \frac{\|\text{diag}(U)\|_{\min}}{\|\text{diag}(U)\|_{\max}} \right)$ and $\sqrt{M_q} \geq \frac{\sigma^2}{\|\text{diag}(U)\|_{\max} \cdot C_{\max}}$, then the stability condition (P2) in Proposition 4.1 is satisfied with $\hat{B} = I_q$.

This initial estimate $\hat{B} = I_q$, which in turn gives us $\widehat{W}_O = \frac{1}{q} \bar{B} (\bar{B}^T \bar{B})^{-2} \bar{B}^T = \frac{1}{q} I_q$ is actually equivalent to the W_I that was considered in Section 2.2. This “naive” weight that assigns each column to its own column cluster is practical, since it does not require any prior knowledge on the column cluster structure. This is significant as it guarantees a feasible minimax optimal implementation of our Algorithm 1 for matrix normal models. The proof can be found in Section H.3.2 of the Supplementary Material.

5 Some Practical Considerations

In this section, we discuss the practical implementation of our algorithm using the optimal weight. First, we look at the iterative variant of our algorithm and afterwards we discuss miscellaneous aspects of the algorithm such as sample splitting, standardization and selecting the tuning parameter α .

5.1 The Iterative One-Step and Two-Step Methods

We first introduce the iterative one-step hierarchical algorithm with the optimal weight in Algorithm 2. Skipping over the details on sample splitting which were already discussed in Section 3.1 and will be further discussed in Section 5.2, we first apply our hierarchical Algorithm 1 to cluster the rows using $\bar{B} = I_q$ as the initial estimate for B and $\widehat{W}_{O,(r)} = \frac{1}{q}I_q$ as an estimate of the optimal weight matrix for the rows. This is the same as the initial estimate proposed in Proposition 4.2. Then we use the obtained \widehat{A} to construct an estimate of the optimal weight matrix for the columns $\widehat{W}_{O,(c)} = \widehat{A}(\widehat{A}^T \widehat{A})^{-2} \widehat{A}^T / t$ (where t is the number of clusters from \widehat{A}), and use it in Algorithm 1 to cluster the rows to get \widehat{B} . We provide the theoretical guarantees on consistency and minimax optimality for the iterative one-step Algorithm 2 in Section F.1.1 and Section F.1.2, respectively, of the Supplementary Material.

Intuitively, we can further repeat steps 2-3 in Algorithm 2 to iteratively cluster the rows and columns of X , leading to a multi-step algorithm. The two-step algorithm essentially repeats step 2 in Algorithm 2 one more time after step 3. The details can be found in Section F.2 of the Supplementary Material.

Algorithm 2: Iterative One-Step Hierarchical Algorithm with Optimal Weight

1. Split the data into two folds: D_1, D_2 . Set an initial value \bar{B} (e.g., $\bar{B} = I_q$).
 2. On data D_1 , apply Algorithm 1 with $\widehat{\Sigma}_{p, \widehat{W}_{O,(r)}} = \frac{1}{|D_2|} \sum_{i \in D_2} X^{(i)} \widehat{W}_{O,(r)} X^{(i)T}$ to cluster the rows of X , where $\widehat{W}_{O,(r)} = \bar{B}(\bar{B}^T \bar{B})^{-2} \bar{B}^T / s$ and s denotes the estimated number of clusters from \bar{B} . Obtain the resulting row cluster $\widehat{\mathcal{G}}^{(r)}$ or equivalently the membership matrix \widehat{A} .
 3. On data D_2 , apply Algorithm 1 with $\widehat{\Sigma}_{q, \widehat{W}_{O,(c)}} = \frac{1}{|D_3|} \sum_{i \in D_3} X^{(i)T} \widehat{W}_{O,(c)} X^{(i)}$ to cluster the columns of X , where $\widehat{W}_{O,(c)} = \widehat{A}(\widehat{A}^T \widehat{A})^{-2} \widehat{A}^T / t$ and t denotes the estimated number of clusters from \widehat{A} . Obtain the resulting cluster $\widehat{\mathcal{G}}^{(c)}$ or equivalently the membership matrix \widehat{B} .
-

5.2 Sample Splitting, Standardization and Selecting α

We note that in Section 3.1, to facilitate the theoretical analysis of our algorithm, we split the data into two folds. Such a sample splitting procedure is feasible in practice when n is relatively large. However, in practice, when we apply our algorithm to the data with very small n (e.g., $n = 40$), sample splitting tends to yield unstable clustering results. Considering this, in practice, we chose to implement both steps 2 and 3 in Algorithm 2 on the entire dataset. A detailed comparison of the performance of our method with and without sample splitting is presented in a simulation study in Section F.3 of the Supplementary Material.

Another point to mention is that in practice, the feature matrix X may have elements

with differing variances. While the theoretical guarantees of our algorithm in Section 3.1 remain valid, the concentration bound for $(\widehat{\Sigma}_{p,W} - \Sigma_{p,W})_{jk}$ via the Hanson-Wright inequality will be dominated by the variables with a larger variance. To tighten this upper bound, we recommend applying our algorithm to standardized data - X whose elements all have mean 0 and variance 1. Empirically, we observe that clustering accuracy can be significantly improved when the algorithm is applied to the standardized data.

Finally, we note that, in steps 2 and 3 in Algorithm 2, we need to choose the threshold value α in our hierarchical algorithm. In Section F.4 of the Supplementary Material, we present Algorithm 4, a data-driven cross-validation scheme to choose the optimal threshold value α .

6 Further Extensions

In this section we discuss further extensions of our model (1.1) and COD based methods of Algorithm 1, 2 and 3 to account for a variety of more general settings.

6.1 The Dependent Noise Model

In model (1.1), we assume that the entries in the noise matrix Γ are independent. In practice, the model can be more flexible by allowing the entries of Γ to have a dependence structure. In this section, we consider the more general model with correlated noise variables and present the conditions needed for clustering consistency in Theorem 6.1. Define

$$\gamma(\Sigma_{p,W}) := \max_{1 \leq a, b \leq p} \max_{c \neq a, b} \left| [\mathbb{E}(\Gamma W \Gamma^T)]_{ac} - [\mathbb{E}(\Gamma W \Gamma^T)]_{bc} \right|. \quad (6.1)$$

This quantity $\gamma(\Sigma_{p,W})$ plays an important role in determining how difficult the clustering problem is when using the COD method with correlated noise variables. More specifically, it contains information on the maximum difference of two different elements in the same row or column in the $p \times p$ weighted covariance matrix. Note that in the independent noise setting, $\gamma(\Sigma_{p,W}) = 0$ holds since all off-diagonal terms of $\mathbb{E}(\Gamma W \Gamma^T)$ would be 0. The analog to the clustering consistency result in Theorem 3.1 under this more general noise setting using $\gamma(\Sigma_{p,W})$ is outlined in the following theorem.

Theorem 6.1. (Consistency with Dependent Noise Variables)

Under the model $X = AZB^T + \Gamma$, assume that $\text{vec}(X)$ is multivariate Gaussian, $\log p = o(n)$ and the following two conditions hold:

(A1) Cluster separation condition:

$$\text{MCOD}(\Sigma_{p,W}) / \|X\|_W > c_0 \eta + \frac{\gamma(\Sigma_{p,W})}{\|X\|_W}, \quad (6.2)$$

where $c_0 \geq 4$ is an arbitrary constant, $\eta \geq c_1 \sqrt{\frac{\log p}{nK_2}}$ for a universal constant $c_1 > 0$ and $\gamma(\Sigma_{p,W})$ is defined in (6.1).

(A2) Stability condition:

$$\left[\left\{ \text{MCOD}(\Sigma_{p, \widehat{W}}) - \gamma(\Sigma_{p, \widehat{W}}) \right\} / \|X\|_{\widehat{W}} \right] / \left[\left\{ \text{MCOD}(\Sigma_{p, W}) - \gamma(\Sigma_{p, W}) \right\} / \|X\|_W \right] > \frac{4}{c_0}$$

where c_0 is defined in (A1).

Then using our Algorithm 1 with $\widehat{\Sigma}_{p, \widehat{W}}$ and the threshold $\alpha = 2\eta \cdot \|X\|_{\widehat{W}} + \gamma(\Sigma_{p, \widehat{W}})$, we obtain perfect row cluster recovery (i.e., $\widehat{\mathcal{G}}^{(r)} = \mathcal{G}^{(r)}$) with probability greater than $1 - \frac{c_2}{p}$ for some constant $c_2 > 0$.

Compared to Theorem 3.1, the cluster separation is stricter as the $\frac{\gamma(\Sigma_{p, W})}{\|X\|_W}$ factor on the right hand side of (6.2) shows that MCOD has to be much larger to account for the correlated noise structure. Further discussions of this result can be found in Section G.1 of the Supplementary Material.

6.2 Nested Clustering to Incorporate Mean Information

Our proposed model (1.1), Algorithm 1, 2 and 3 on their own can have many uses in practice where the dependence structure of the data is of main importance. However, there may be instances where mean information is also informative. In order to take full advantage of both components, we generalize our model and propose a method to accommodate both the mean and covariance information in clustering. More specifically, we propose a non-centered latent variable model $X = M + AZB^T + \Gamma$, where $M = \mathbb{E}(X)$ induces the first layer row and column cluster structures, and the membership matrices A and B encode the second layer row and column cluster structures (from the covariance of X), which is assumed to be nested inside the mean clusters. We further propose a nested clustering algorithm in which a mean-based clustering method can be implemented first, and then on each cluster, our covariance-based method can be applied to capture the finer, more intricate partitions within each broad cluster. We also include a simulation study comparing the empirical performance of this nested method and our original Algorithm 3. The full presentation can be found in Section G.2 of the Supplementary Material.

6.3 Higher Order Tensor Models

Recall that our original problem is to cluster n i.i.d. $p \times q$ matrices over the p and q directions. We now discuss the extension our model to higher order tensor settings. Consider a three-way tensor $X \in \mathbb{R}^{J \times P \times Q}$, which satisfies $X = Z \times_1 A \times_2 B \times_3 C + \Gamma$, where $Z \in \mathbb{R}^{K_1 \times K_2 \times K_3}$ is a three-way latent tensor with $\mathbb{E}(Z) = 0$, $A \in \mathbb{R}^{J \times K_1}$, $B \in \mathbb{R}^{P \times K_2}$ and $C \in \mathbb{R}^{Q \times K_3}$ are the unknown membership matrices for the rows, columns and tubes of X , respectively, and $\Gamma \in \mathbb{R}^{J \times P \times Q}$ represents the mean 0 random noise tensor. Here, $Z \times_1 A$ is the tensor n -mode product defined in Section G.3 of the Supplementary Material. Given n i.i.d copies of X , we

generalize our algorithm to recover the membership matrices A, B and C . We also conduct a simulation study to assess the empirical performance of our algorithm. The full presentation can be found in Section G.3 of the Supplementary Material.

7 Simulation Results

We consider the following data generating process. We fix $p = q = 100$, $K_1 = K_2 = 10$ and a moderately unbalanced row and column cluster size structure (both having cluster sizes of 3, 6, 6, 8, 10, 10, 12, 12, 14, 19, respectively). This gives us the membership matrices A and B . The latent variable Z is generated from the matrix normal distribution $\text{MN}(0_{K_1 \times K_2}, U_{K_1 \times K_1}, V_{K_2 \times K_2})$, where $U_{jk} = (-0.4)^{|j-k|}$ and $V_{jk} = 0.3^{|j-k|}$. We further generate $\Gamma_{ij} \sim N(0, \sigma_{ij}^2)$, where we consider the following three settings for the noise variance: (1) homogeneous noise variances $\sigma_{ij}^2 = 15$; (2) heterogeneous noise variances proportional to the corresponding row and column cluster sizes: $\sigma_{ij}^2 = \frac{15pq \cdot v_{ij}}{\sum_{i,j} v_{ij}}$, $v_{ij} = \frac{m_p^{(i)} \cdot m_q^{(j)}}{\sqrt{\frac{pq}{K_1 K_2}}}$; and (3) heterogeneous noise variances randomly generated from the Uniform distribution: $\sigma_{ij}^2 = \frac{15pq \cdot u_{ij}^h}{\sum_{i,j} u_{ij}^h}$, $u_{ij} \sim \text{Unif}(0, 1)$ where h determines the level of heterogeneity. They will be referred to as the ‘‘homogeneous’’, ‘‘proportional’’ and ‘‘random’’ cases, respectively.

Recall that in Section 3.1, the noise variances play an important role on the clustering consistency of our algorithm. We design these three settings to test the performance of our algorithm under different patterns of noise variances. We keep the mean noise variance to be 15 for all three cases. For the third setting, we set $h = 0.87$ because it gives us a similar level of heterogeneity as the second setting. In both the second and third settings, the standard deviation of the noise variances is around 7.95. Finally, we generate X from the model (1.1). We vary the sample size n in the simulations and the simulations are repeated 30 times. To measure clustering accuracy, we consider the adjusted rand index (ARI) (Hubert and Arabie, 1985). Note that an ARI value of 1 implies a perfect match between the true and estimated cluster partitions. The formal definition of the ARI is shown in Section K of the Supplementary Material.

We consider the following clustering methods: (1) DEEM; (2) TGMM; (3) TEMM; (4) Algorithm 1 with the initial weight W_I (NAIVE COD); (5) Algorithm 2 (1-STEP COD); and (6) Algorithm 3 (2-STEP COD in Section F.2 of the Supplementary Material). We note that the data-driven cross-validation scheme is used to choose the tuning parameter in our COD-based algorithms. The competing methods we used in our simulations came from recent model based tensor clustering papers, Mai et al. (2022) and Deng and Zhang (2022). Their DEEM and TGMM methods utilize the tensor normal mixture model and their TEMM method utilizes the tensor envelope mixture model. Together with some variants of the EM algorithm, the authors exploited not only the mean information, but also the covariance structure in each direction of the tensor. These methods were implemented in our simulations using their designated functions within the R package `TensorClustering`.

Since the goal of DEEM, TGMM and TEMM is to cluster over n i.i.d copies of tensors rather than the features, we need to adapt their methods for row and column clustering in our simulations. In particular, we implement row clustering by regarding the p rows in our setting to be the direction of the observations in their tensor setting, and regard our $q \times n$ matrix slices to be the tensors in their tensor setting. Note that this violates their tensor normal distributional assumptions as the p “copies” of $q \times n$ matrix slices are no longer i.i.d. The column clustering is performed similarly. The simulation results for the random noise variance setting are shown in Figure 1. The results for the other two noise variance settings can be found in Section I.1 of the Supplementary Material.

It must be noted that since the distributional assumptions for the DEEM, TGMM and TEMM methods are violated, these methods fail to converge in some of the runs, especially when n is large. One possible reason is that when n is larger, the i.i.d. assumption is more severely violated and the computation becomes indeterminate in the process. In order to fairly compare our method with DEEM, TGMM and TEMM, we report not only the average ARI among the successful runs of their methods, but also the percentage of the successful runs out of the total number of runs. The latter is called the “successful implementation rate”.

The simulation results show that in all three noise variance settings the successful implementation rates of DEEM, TGMM and TEMM decrease drastically as n increases. In contrast, our COD methods never fail to converge in any of the settings. When the competing methods converge, the ARI is decent, especially when $n \leq 12$ where they outperform the COD methods in the homogeneous and random noise variance settings. However, as n grows, our COD methods become more reliable and more accurate.

In most cases, our iterative algorithms 1-STEP COD and 2-STEP COD improve the performance of NAIVE COD, which is consistent with our theoretical analysis. In particular, 1-STEP COD and 2-STEP COD can achieve an ARI value close to 1 when $n = 18$, whereas the NAIVE COD may require n much larger than 30 to attain the same level of accuracy. The phenomenon holds for both row and column clustering. We also find that when n is moderate (e.g., $n \geq 18$), 1-STEP COD and 2-STEP COD have very similar performances. Due to the extra computational cost of 2-STEP COD, we generally recommend 1-STEP COD for practical use if n is moderate or large. However if n is small, 2-STEP COD may outperform 1-STEP COD.

We conducted additional simulation studies to evaluate the performance of our clustering algorithm with an unbalanced matrix structure of $p = 100$ and $q = 15$. The detailed results can be found in Section I.2 of the Supplementary Material.

8 Genomic Data Analysis

We apply our method to the atlas of gene expression in the mouse aging project dataset (Zahn et al., 2007), which contains gene expression values of 8932 genes in 16 tissues for 40 mice. Similar to Ning and Liu (2013) and Yin and Li (2012), we only focus on a subset of

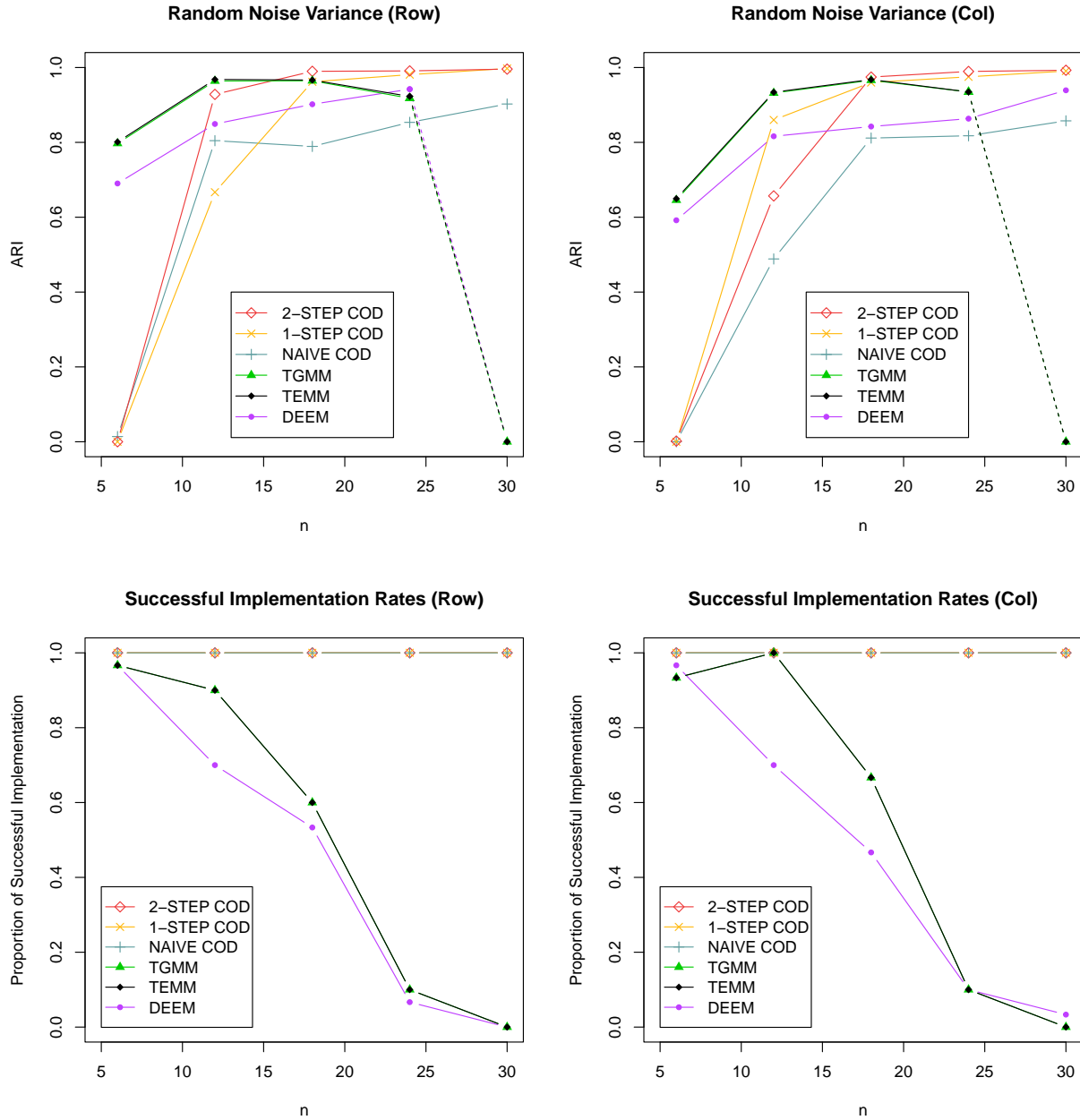


Figure 1: The ARI and the successful implementation rates of our hierarchical clustering Algorithm 1 with W_I (NAIVE COD), the one-step Algorithm 2 (1-STEP COD), the two-step Algorithm 3 (2-STEP COD), and competing model-based tensor clustering methods DEEM [Mai et al. (2022)], TGMM and TEMM [Deng and Zhang (2022)] under the random noise variance setting. Here, $p = q = 100$, $K_1 = K_2 = 10$, and we have moderately unbalanced cluster sizes of (3, 6, 6, 8, 10, 10, 12, 12, 14, 19) for the rows and the columns each. Successful implementation rates are especially emphasized as the competing methods (DEEM, TGMM, TEMM) tended to fail during execution for some of the runs. The ARI rates for these methods were averaged over the successful runs, and when there were no successes, the ARI was reported as 0 with a dashed line.

the data belonging to the mouse vascular endothelial growth factor signaling pathway. In order to maximize our usage of the tissue data, we drop 4 samples that have missing data for the tissues. So, in the end, our data is a $37 \times 12 \times 36$ array that corresponds to $p = 37$ genes, $q = 12$ tissues, and $n = 36$ mice.

Figure 2 shows the gene clusters and tissue clusters obtained from our two-step Algorithm 3 with a data-driven tuning parameter. Disregarding the singletons - clusters with only one element - the estimated number of gene clusters is 4 and the estimated number of tissue clusters is 3. In Zahn et al. (2007), the authors group the tissues through hierarchical clustering, but they group genes that are similarly age-regulated through empirical meta analysis. Our method, on the other hand, can conveniently be applied to both the genes and the tissues at the same time. Interestingly, the tissue clustering result from our method agrees with the tissue clustering result in Zahn et al. (2007) which classifies tissues into 3 groups - vascular, neural, and steroid responsive. The “Cerebrum”, “Cerebellum”, and “Hippocampus” are all neural tissues that are parts of the brain, and they are all clustered into one tissue cluster by our algorithm. Also, “Adrenal” and “Thymus” tissues are steroid responsive tissues, while the “Lung” and “Kidney” tissues are vascular tissues. The respective pairs appear in our clustering result as well. As for gene clustering, it is known in the biology community that the O03Rik gene inhibits the Nfat5 gene. More specifically, O03Rik acts as a negative regulator of the calcineurin/NFAT signaling pathway and it inhibits NFAT nuclear translocation and transcriptional activity by suppressing the calcium-dependent calcineurin phosphatase activity (OriGene, 2020). It is then reasonable that the two genes are clustered together, because they would be highly negatively correlated. Also, calcineurin (Ppp3) is a serine/threonine protein phosphatase that is dependent on calcium and calcium modulated proteins (Hogan et al., 2003). It activates nuclear factor of activated T cell cytoplasmic (Nfatc), a transcription factor, by dephosphorylating it. This Nfatc happens to be encoded in part by the Nfatc4 gene. On the other hand, there are three isozymes of the catalytic subunit of calcineurin and this is encoded in part by the Ppp3r1 gene (Liu et al., 2005). Thus, the Ppp3r1 and Nfatc4 genes are both related to calcineurin - one having to do with how it is generated, and one having to do with something it activates. This reasonably explains the highly correlated results obtained from our clustering algorithm. Another possible explanation is given in Heit et al. (2006) which postulates that calcineurin/NFAT signaling is critical in β -cell growth in the pancreas. All this external evidence suggests that our clustering results are biologically meaningful. We also have cluster results when applying a competing method DEEM (Deng and Zhang, 2022) on the same data. The cluster results along with a comparative discussion are presented in Section J of the Supplementary Material.

9 Discussion

In this paper, we study the variable clustering problem for matrix valued data X under the latent variable model (1.1). A class of hierarchical clustering algorithms based on the

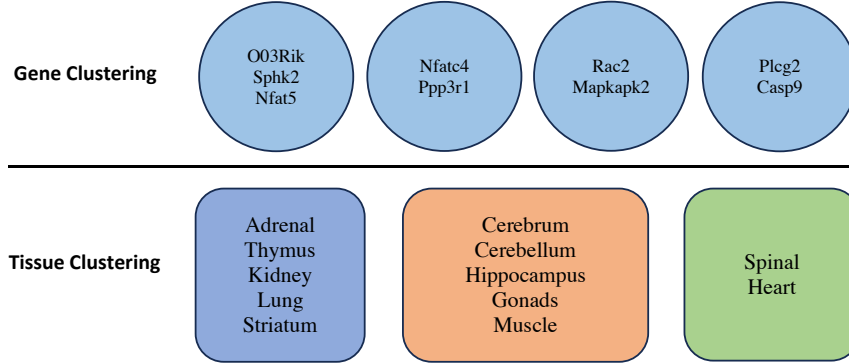


Figure 2: Gene clusters and tissue clusters obtained from our Algorithm 3.

weighted covariance difference is proposed. The theoretical and empirical performance of the algorithm heavily depends on the weight matrix W . Theoretically, we show that under mild conditions, our algorithm with a large class of weight matrices W can attain clustering consistency with high probability. To further characterize the effect of the weight matrix W on the theoretical performance of our algorithm, we establish the minimax lower bound under the latent variable model (1.1), from which we prove that our algorithm using the weight matrix W_O is minimax optimal for variable clustering. In particular, we apply the theory to the more concrete matrix normal model and show that clustering consistency and minimax optimality can be achieved in practice with an implementable initial weight, $\widehat{W}_{O,(r)} = \frac{1}{q}\bar{B}(\bar{B}^T\bar{B})^{-2}\bar{B}^T = \frac{1}{q}I_q$. Empirically, we develop iterative one-step and two-step algorithms based on the weight matrix W_O , which outperform competing methods.

While we introduced extensions of our latent variable model and algorithms in Section 6, it would be interesting to further investigate each topic on its own. In particular, the theoretical effect of using different weight matrices when clustering higher order tensors with COD based methods would be an interesting direction. Another interesting extension would be to generalize our method to the overlapping clustering setting (Bing et al., 2020), where the rows and columns may simultaneously belong to multiple row and column clusters. For now, however, we leave them for future study.

Acknowledgment

Ning is supported in part by National Science Foundation (NSF) CAREER award DMS-1941945, NSF award DMS-1854637 and NIH 1RF1AG077820-01A1.

Supplementary Material

The supplement consists of additional technical details, derivations and discussions. Relevant proofs and additional numerical results are also included.

References

- ABBE, E. (2017). Community detection and stochastic block models: recent developments. *The Journal of Machine Learning Research* **18** 6446–6531.
- ADAMCZAK, R. (2015). A note on the Hanson-Wright inequality for random vectors with dependencies. *Electronic Communications in Probability* **20** 1 – 13.
- AIROLDI, E. M., BLEI, D., FIENBERG, S. and XING, E. (2008). Mixed membership stochastic blockmodels. *Advances in neural information processing systems* **21**.
- BAI, Z. and SILVERSTEIN, J. W. (2010). *Spectral analysis of large dimensional random matrices*, vol. 20. Springer.
- BASU, S. and MICHAILIDIS, G. (2015). Regularized estimation in sparse high-dimensional time series models. *The Annals of Statistics* **43** 1535–1567.
- BING, X., BUNEA, F., NING, Y. and WEGKAMP, M. (2020). Adaptive estimation in structured factor models with applications to overlapping clustering. *The Annals of Statistics* **48** 2055–2081.
- BUNEA, F., GIRAUD, C., LUO, X., ROYER, M. and VERZELEN, N. (2020). Model assisted variable clustering: minimax-optimal recovery and algorithms. *Annals of statistics* **48** 111.
- CAI, T. T., ZHANG, C.-H. and ZHOU, H. H. (2010). Optimal rates of convergence for covariance matrix estimation. *The Annals of Statistics* **38** 2118–2144.
- CHI, E. C., ALLEN, G. I. and BARANIUK, R. G. (2017). Convex biclustering. *Biometrics* **73** 10–19.
- CHI, E. C., GAINES, B. R., SUN, W. W., ZHOU, H. and YANG, J. (2020). Provable convex co-clustering of tensors. *The Journal of Machine Learning Research* **21** 8792–8849.
- DENG, K. and ZHANG, X. (2022). Tensor envelope mixture model for simultaneous clustering and multiway dimension reduction. *Biometrics* **78** 1067–1079.
- EISENACH, C., BUNEA, F., NING, Y. and DINICU, C. (2020). High-dimensional inference for cluster-based graphical models. *Journal of Machine Learning Research* **21** 1–55.
- EVERITT, B. S., LANDAU, S., LEESE, M. and STAHL, D. (2011). *Cluster analysis 5th ed.* John Wiley.
- FRAIMAN, N. and LI, Z. (2022). Biclustering with alternating k-means.
URL <https://doi.org/10.48550/arXiv.2009.04550>

- HARTIGAN, J. A. (1972). Direct clustering of a data matrix. *Journal of the american statistical association* **67** 123–129.
- HASTIE, TIBSHIRANI and FRIEDMAN (2009). *The Elements of Statistical Learning: Data Mining, Inference, and Prediction, Second Edition*. Springer Series in Statistics, Springer.
- HEIT, J. J., APELQVIST, Å. A., GU, X., WINSLOW, M. M., NEILSON, J. R., CRABTREE, G. R. and KIM, S. K. (2006). Calcineurin/nfat signalling regulates pancreatic β -cell growth and function. *Nature* **443** 345–349.
- HOGAN, P. G., CHEN, L., NARDONE, J. and RAO, A. (2003). Transcriptional regulation by calcium, calcineurin, and nfat. *Genes & development* **17** 2205–2232.
- HOLLAND, P. W., LASKEY, K. B. and LEINHARDT, S. (1983). Stochastic blockmodels: First steps. *Social networks* **5** 109–137.
- HUBERT, L. and ARABIE, P. (1985). Comparing partitions. *Journal of classification* **2** 193–218.
- KOGAN, J. (2007). *Introduction to clustering large and high-dimensional data*. Cambridge University Press.
- LEE, M., SHEN, H., HUANG, J. Z. and MARRON, J. (2010). Biclustering via sparse singular value decomposition. *Biometrics* **66** 1087–1095.
- LI, X., YE, Y., LI, M. J. and NG, M. K. (2010). On cluster tree for nested and multi-density data clustering. *Pattern Recognition* **43** 3130–3143.
- LIU, L., ZHANG, J., YUAN, J., DANG, Y., YANG, C., CHEN, X., XU, J. and YU, L. (2005). Characterization of a human regulatory subunit of protein phosphatase 3 gene (ppp3r1) expressed specifically in testis. *Molecular biology reports* **32** 41–45.
- MADEIRA, S. C. and OLIVEIRA, A. L. (2004). Biclustering algorithms for biological data analysis: a survey. *IEEE/ACM transactions on computational biology and bioinformatics* **1** 24–45.
- MAI, Q., ZHANG, X., PAN, Y. and DENG, K. (2022). A doubly enhanced em algorithm for model-based tensor clustering. *Journal of the American Statistical Association* **117** 2120–2134.
- MANKAD, S. and MICHAELIDIS, G. (2014). Biclustering three-dimensional data arrays with plaid models. *Journal of Computational and Graphical Statistics* **23** 943–965.
- MITCHELL, T. M., SHINKAREVA, S. V., CARLSON, A., CHANG, K.-M., MALAVE, V. L., MASON, R. A. and JUST, M. A. (2008). Predicting human brain activity associated with the meanings of nouns. *Science* **320** 1191–1195.

- NING, Y. and LIU, H. (2013). High-dimensional semiparametric bigraphical models. *Biometrika* **100** 655–670.
- ORIGENE (2020). 1500003o03rik (bc054733) mouse untagged clone. <https://www.origene.com/catalog/cdna-clones/expression-plasmids/mc206143/1500003o03rik-bc054733-mouse-untagged-clone>, [Accessed: 2021-9-17].
- RAND, W. M. (1971). Objective criteria for the evaluation of clustering methods. *Journal of the American Statistical Association* **66** 846–850.
- SILL, M., KAISER, S., BENNER, A. and KOPP-SCHNEIDER, A. (2011). Robust biclustering by sparse singular value decomposition incorporating stability selection. *Bioinformatics* **27** 2089–2097.
- SUN, W. W. and LI, L. (2019). Dynamic tensor clustering. *Journal of the American Statistical Association* **114** 1894–1907.
- TAN, K. M. and WITTEN, D. M. (2014). Sparse biclustering of transposable data. *Journal of Computational and Graphical Statistics* **23** 985–1008.
- VINH, N. X., EPPS, J. and BAILEY, J. (2009). Information theoretic measures for clusterings comparison: is a correction for chance necessary? In *Proceedings of the 26th annual international conference on machine learning*.
- WANG, M., FISCHER, J. and SONG, Y. S. (2019). Three-way clustering of multi-tissue multi-individual gene expression data using semi-nonnegative tensor decomposition. *The annals of applied statistics* **13** 1103.
- WANG, M. and ZENG, Y. (2019). Multiway clustering via tensor block models. *Advances in Neural Information Processing Systems* **32** 715–725.
- YIN, J. and LI, H. (2012). Model selection and estimation in the matrix normal graphical model. *Journal of multivariate analysis* **107** 119–140.
- ZAHN, J. M., POOSALA, S., OWEN, A. B., INGRAM, D. K., LUSTIG, A., CARTER, A., WEERARATNA, A. T., TAUB, D. D., GOROSPE, M. and MAZAN-MAMCZARZ, K. (2007). Agemap: a gene expression database for aging in mice. *PLoS genetics* **3** e201.
- ZHANG, Y., LEVINA, E. and ZHU, J. (2020). Detecting overlapping communities in networks using spectral methods. *SIAM Journal on Mathematics of Data Science* **2** 265–283.
- ZHAO, H., WANG, D. D., CHEN, L., LIU, X. and YAN, H. (2016). Identifying multi-dimensional co-clusters in tensors based on hyperplane detection in singular vector spaces. *PloS one* **11** e0162293.

Supplementary Material

A Comparison with the Vectorized Approach in [Bunea et al. \(2020\)](#)

Model (1.1) can be viewed as the extension of the G-block model for clustering a random vector in [Bunea et al. \(2020\)](#) to matrix valued data. If we vectorize the matrix X , model (1.1) is equivalent to $\text{vec}(X) = M\text{vec}(Z) + \text{vec}(\Gamma)$ with $M = B \otimes A$, where $\text{vec}(X)$ denotes the vectorization of X , formed by stacking the columns of X into a single column vector, and \otimes denotes the Kronecker product. Thus, compared to [Bunea et al. \(2020\)](#) which allows M to be any unstructured $(pq) \times (K_1K_2)$ membership matrix, we impose the Kronecker product structure to the membership matrix M . While our model for $\text{vec}(X)$ is more restrictive than [Bunea et al. \(2020\)](#), it actually comes with two advantages for matrix clustering. First, as seen above, A and B are interpreted as the membership matrices for the rows and columns. Ignoring the Kronecker product structure and directly applying the model in [Bunea et al. \(2020\)](#) would no longer produce interpretable results for matrix clustering, as shown in Figure 3. Second, the Kronecker product of A and B provides a more parsimonious parametrization for the unknown membership matrix M , leading to stronger theoretical guarantees on clustering.

B Comparison of the Proposed Hierarchical Algorithm with the Algorithm in [Bunea et al. \(2020\)](#)

Like shown in Figure 4, if C,D,E have not been clustered yet and A and B are considered first, due to the nature of the algorithm in [Bunea et al. \(2020\)](#), since the distance between C and A is less than α , C will be clustered with A and B even though C,D,E are closer to each other. If we implement a hierarchical approach, the distances between all the pairs of points will be considered at the same time, and a tree structure will naturally be constructed. The two groups of $\{A,B\}$ and $\{C,D,E\}$ will be formed in the “lower” part of the tree first, and even if the same α threshold value is used, the two groups will not be merged together.

C Conditions for $\|X\|_W = O(1)$

In this section, we establish the conditions for $\|X\|_W = O(1)$ for a general class of weight matrices. For brevity, we will discuss the row clustering case. Since our method is focused on using the columns to cluster the rows, we will focus on the class of weight matrices that

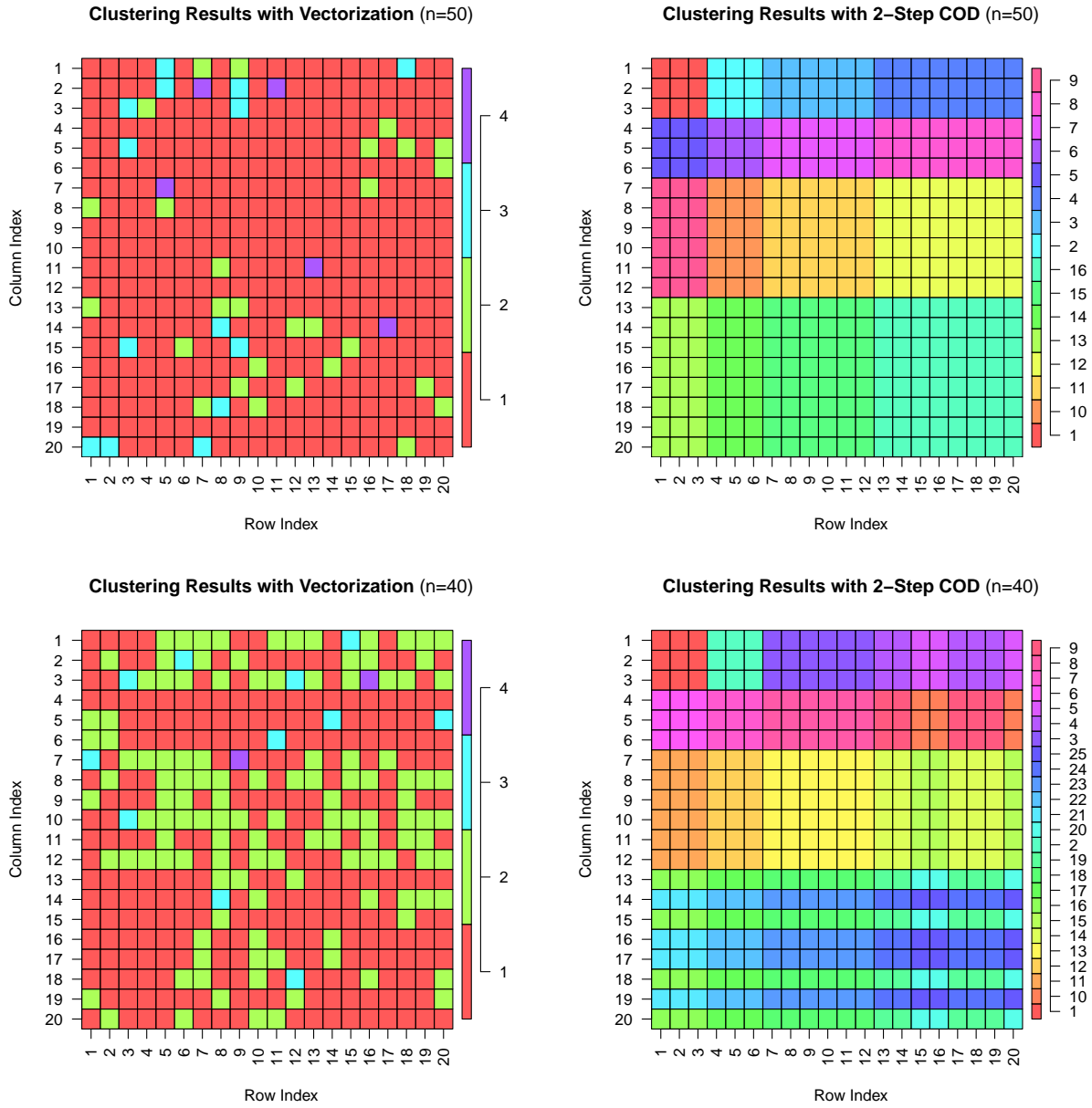


Figure 3: $p = q = 20$, $K_1 = K_2 = 4$, and the row and column cluster sizes are $(3, 3, 6, 8)$ each. The data was generated with the matrix normal distribution with a decaying Toeplitz matrix for the row and column covariance matrices and a proportional noise variance setting. The left matrices are the cluster results when using `cord` [Bunea et al. (2020)] on the vectorized matrix, and the right matrices are the results when using our 2-STEP COD method. When $n = 50$, our method perfectly recovers the block cluster structure, but even when the results are imperfect ($n = 40$), the row and column clusters are still easily interpretable, unlike the left results, which has cluster elements scattered throughout the matrix without additional structure.

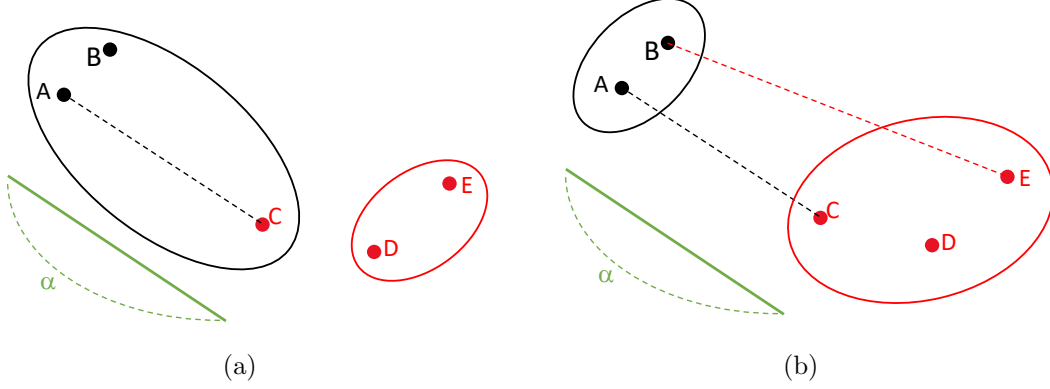


Figure 4: (a) Due to the nature of the algorithm from [Bunea et al. \(2020\)](#), A and B are closest together and thus will be clustered before C,D,E are considered. Then, since the distance between A and C is below the threshold value α , C will be incorrectly clustered with A and B. (b) With the hierarchical algorithm, the distances between all the points are considered at the same time and thus C will be correctly clustered with D and E.

are generated by arbitrary column membership matrices \bar{B} :

$$\mathbf{W}_{(r)}(q) := \left\{ \bar{W} = \frac{1}{s} \bar{B} (\bar{B}^T \bar{B})^{-2} \bar{B}^T \mid \bar{B} \text{ is a membership matrix } \in \mathbb{R}^{q \times s} \right\},$$

where s is the number of clusters implied by \bar{B} . It can be shown that

$$\begin{aligned} \|X\|_{\bar{W}} &= c \cdot \frac{\sqrt{K_2}}{s} \cdot \max_{1 \leq a \leq p} \sqrt{\|G^T G\|_F^2 + \sum_{r=1}^s \left(\frac{\sum_{j \in [r]} \sigma_{aj}^2}{|[r]|^2} \right)^2} \\ &\leq c \cdot \frac{\sqrt{K_2}}{s} \cdot \sqrt{\|G^T G\|_F^2 + s \cdot \left(\frac{\sigma_{\max}^2}{\bar{m}_q} \right)^2}, \end{aligned}$$

where $G = B^T \bar{B} (\bar{B}^T \bar{B})^{-1}$ and \bar{m}_q denotes the smallest column cluster size implied by \bar{B} . So,

$$\|X\|_{\bar{W}} \lesssim O(1) \quad \text{if both} \quad \begin{cases} \|G^T G\|_F^2 &\lesssim \frac{s^2}{K_2} \\ \sigma_{\max}^2 &\lesssim \bar{m}_q \cdot \sqrt{\frac{s}{K_2}} \end{cases} \quad \text{hold.}$$

Note that when $\bar{B} = B$, then $G = I_s = I_{K_2}$ and the condition for $\|G^T G\|_F^2$ is automatically satisfied. We expect that the condition is also satisfied for small perturbations $\bar{B} \approx B$, where $s \asymp K_2$.

D Derivation for Remark 3.2

We consider the setting where the column cluster has equal size (i.e., $K_2 M_q = q$) and $\sigma_{ab}^2 = \sigma^2$. First, we have shown in Section 2.2 that the off diagonal entries of Σ_{p, W_I} and

Σ_{p,W_O} are the same, that is $(\Sigma_{p,W_I})_{jk} = (\Sigma_{p,W_O})_{jk}$, $j \neq k$. Then we have $\text{MCOD}(\Sigma_{p,W_I}) = \text{MCOD}(\Sigma_{p,W_O}) := \text{MCOD}$. For W_I , we can show that

$$\begin{aligned} \frac{\text{MCOD}(\Sigma_{p,W_I})}{\|X\|_{W_I}} &\geq \frac{\text{MCOD}}{\sqrt{\frac{1}{K_2} \max_k \|\text{Var}(Z_{k\cdot})\|_F} + \sqrt{\frac{K_2}{q} \sigma^2}} \\ &\geq C \min \left(\frac{\text{MCOD}}{\sqrt{\frac{1}{K_2} \max_k \|\text{Var}(Z_{k\cdot})\|_F}}, \frac{\text{MCOD}}{\sqrt{\frac{K_2}{q} \sigma^2}} \right), \end{aligned}$$

where C is a constant. Hence, the cluster separation condition (A1) for W_I is implied by

$$\frac{\text{MCOD}}{\sqrt{\frac{1}{K_2} \max_k \|\text{Var}(Z_{k\cdot})\|_F}} \geq c_0/C\eta, \quad \frac{\text{MCOD}}{\sqrt{\frac{K_2}{q} \sigma^2}} \geq c_0/C\eta.$$

Similarly, the cluster separation condition (A1) for W_O is implied by

$$\frac{\text{MCOD}}{\sqrt{\frac{1}{K_2} \max_k \|\text{Var}(Z_{k\cdot})\|_F}} \geq c_0/C\eta, \quad \frac{\text{MCOD}}{\frac{K_2}{q} \sigma^2} \geq c_0/C\eta.$$

In terms of the noise level σ^2 , the condition for W_I is $\sigma^2 = O(\frac{\text{MCOD}\sqrt{q}}{\eta\sqrt{K_2}})$, whereas the condition for W_O is $\sigma^2 = O(\frac{\text{MCOD}\cdot q}{\eta K_2})$. The latter is clearly much weaker. Thus, when $q \gg K_2$, our algorithm with the optimal weight W_O attains clustering consistency in the presence of a larger noise level σ^2 . This is the benefit of using the optimal weight in our algorithm.

E Minimax Lower Bound with a Perturbed \bar{B}

Here we present a lower bound result when the cluster separation metric in the definition of the parameter space is defined based on an arbitrary column membership matrix \bar{B} . For example, the special cases $\bar{B} = I_q$ and $\bar{B} = B$ are considered.

Assume that we have an arbitrary column membership matrix \bar{B} , which is fixed and can be different from the true membership matrix B . Let $\bar{W} = \bar{B}(\bar{B}^T \bar{B})^{-2} \bar{B}^T / s$ where s denotes the number of clusters implied by \bar{B} . We define the following parameter space

$$M_{\bar{W}} = \{ \Sigma \in \mathbb{R}^{pq \times pq} \mid X \text{ satisfies model (1.1), } \text{MCOD}(\Sigma_{p,\bar{W}}) / \|X\|_{\bar{W}} \geq \eta \},$$

We now present a general lower bound for clustering over the parameter space $M_{\bar{W}}$.

Theorem E.1. (Minimax Lower Bound with a Perturbed \bar{B})

For $K_1 \geq 3$, there exists a positive constant c such that for any η

$$0 \leq \eta < c \sqrt{\frac{\log p}{nK_2}} \cdot \frac{\|G\|_F^2}{\sqrt{K_2} \cdot \sqrt{\|G^T G\|_F^2 + \left(\frac{q}{K_2}\right)^2 \cdot \frac{s}{\bar{m}_q^2}}} \quad (\text{E.1})$$

we have

$$\inf_{\hat{\mathcal{G}}} \sup_{\Sigma \in M_{\bar{W}}} \mathbb{P}_{\Sigma}(\hat{\mathcal{G}} \neq \mathcal{G}) \geq \frac{1}{7},$$

where \bar{m}_q denotes the smallest column cluster size implied by \bar{B} and $G = B^T \bar{B} (\bar{B}^T \bar{B})^{-1}$. The infimum is taken over all possible estimators of \mathcal{G} .

This theorem shows that, if we define MCOD based on a perturbed \bar{B} , the rate of the cluster separation (E.1) depends on G and \bar{m}_q . If \bar{B} is near perfect, $G \approx I_{K_2}$, $G^T G \approx I_{K_2}$, $s \approx K_2$ and $\bar{m}_q \approx m_q = \frac{q}{K_2}$ in the construction of the lower bound. Then, $\|G\|_F^2$, $\|G^T G\|_F^2$ and $(\frac{q}{K_2})^2 \cdot \frac{s}{\bar{m}_q^2}$ will all be close to order K_2 and the bound in (E.1) becomes $\sqrt{\frac{\log p}{nK_2}}$. In contrast, if we use $W_I = \frac{1}{q} I_q$, then G is a $K_2 \times q$ matrix with row vectors $1_{m_q^{(i)}}^T$ as blocks on the diagonal. This implies that $G^T G$ is a $q \times q$ matrix with $1_{m_q^{(i)}} 1_{m_q^{(i)}}^T$ as square blocks in the diagonal, $\|G\|_F^2 = q$ and $\|G^T G\|_F^2 = K_2 \cdot (\frac{q}{K_2})^2 = \frac{q^2}{K_2}$ in our construction. The lower bound becomes $\sqrt{\frac{\log p}{nq}}$. These two cases show how the lower bound depends on the imperfect column cluster structure \bar{B} . The proof of this lower bound can be found in Section H.2.2 of the Supplementary Material.

F Supplementary Material for Section 5

F.1 Theoretical Guarantees for Algorithm 2

F.1.1 Consistency

We present the consistency theorem for the iterative one-step Algorithm 2 that clusters both the rows and the columns.

Theorem F.1. (Consistency with One-step Hierarchical COD with the Optimal Weight) Under the model $X = AZB^T + \Gamma$, assume that $\text{vec}(X)$ is multivariate Gaussian, $\log p = o(n)$, $\log q = o(n)$ and the following conditions hold:

(R) Row Separation Condition:

$$\text{MCOD}(\Sigma_p, W_{O,(r)}) / \|X\|_{W_{O,(r)}} > c_{0,(r)} \cdot \eta_{(r)}$$

where $c_{0,(r)} \geq 4$ is an arbitrary constant and $\eta_{(r)} \geq c_{1,(r)} \sqrt{\frac{\log p}{nK_2}}$ for a universal constant $c_{1,(r)} > 0$.

(C) Column Separation Condition:

$$\text{MCOD}(\Sigma_q, W_{O,(c)}) / \|X\|_{W_{O,(c)}} > c_{0,(c)} \cdot \eta_{(c)}$$

where $c_{0,(c)} \geq 4$ is an arbitrary constant and $\eta_{(c)} \geq c_{1,(c)} \sqrt{\frac{\log q}{nK_1}}$ for a universal constant $c_{1,(c)} > 0$.

(S) Stability Condition:

$$\left[\left\{ \text{MCOD}(\Sigma_{p, \widehat{W}_{O,(r)}}) \right\} / \|X\|_{\widehat{W}_{O,(r)}} \right] / \left[\left\{ \text{MCOD}(\Sigma_{p, W_{O,(r)}}) \right\} / \|X\|_{W_{O,(r)}} \right] > \frac{4}{c_{0,(r)}}$$

where $c_{0,(r)}$ is defined in condition (R).

Then using our Algorithm 2 with the threshold $\alpha_{(r)} = 2\eta_{(r)} \cdot \|X\|_{\widehat{W}_{O,(r)}}$ for the row clustering step and the threshold $\alpha_{(c)} = 2\eta_{(c)} \cdot \|X\|_{\widehat{W}_{O,(c)}}$ for the column clustering step, we obtain perfect cluster recovery (i.e., $\widehat{\mathcal{G}}^{(r)} = \mathcal{G}^{(r)}$ and $\widehat{\mathcal{G}}^{(c)} = \mathcal{G}^{(c)}$) with probability greater than $1 - \frac{c_3}{p}$ for some constant $c_3 > 0$.

The row and column separation conditions (R) and (C) are similar to the cluster separation condition (A1) in Theorem 3.1. The stability condition (S) is only imposed for row clustering, which can be viewed as the condition for the initial value \bar{B} in Step 1 of Algorithm 2. As shown in Proposition 4.2, the initial value $\bar{B} = I_q$ satisfies condition (S) under the matrix normal model with mild additional assumptions. Indeed, by Theorem 3.1, conditions (S) and (R) imply perfect row cluster recovery (i.e., $\widehat{A} = A$) with high probability, which further implies that $\widehat{W}_{O,(c)} = W_{O,(c)}$. Thus, the stability condition for column clustering automatically holds, which in turn guarantees perfect column cluster recovery with high probability. The proof is very similar to the proof for Theorem 3.1 and will be omitted for brevity.

F.1.2 Minimax Optimality

In the following, we establish a lower bound result for both row and column clustering which naturally incorporates the uncertainty in estimating the membership matrices A and B simultaneously. Following the notation used in Theorem F.1, we define parameter spaces

$$M_{O,(r)} = \left\{ \Sigma \in \mathbb{R}^{pq \times pq} \mid X \text{ satisfies model (1.1), } \text{MCOD}(\Sigma_{p, W_{O,(r)}}) / \|X\|_{W_{O,(r)}} \geq \eta_{(r)} \right\},$$

and

$$M_{O,(c)} = \left\{ \Sigma \in \mathbb{R}^{pq \times pq} \mid X \text{ satisfies model (1.1), } \text{MCOD}(\Sigma_{q, W_{O,(c)}}) / \|X\|_{W_{O,(c)}} \geq \eta_{(c)} \right\}$$

for the rows and columns, respectively. To study the minimax lower bound for both row and column clustering, we consider the parameter space $M_{O,(r)} \cap M_{O,(c)}$. The following theorem provides the lower bound for clustering over this parameter space $M_{O,(r)} \cap M_{O,(c)}$.

Theorem F.2. For $K_1, K_2 \geq 3$, there exists a positive constant c such that, for any $\eta_{(r)}$ and $\eta_{(c)}$

$$0 \leq \eta_{(r)} < c \sqrt{\frac{\log p}{nK_2}} \quad \text{or} \quad 0 \leq \eta_{(c)} < c \sqrt{\frac{\log q}{nK_1}},$$

we have

$$\inf_{(\widehat{\mathcal{G}}^{(r)}, \widehat{\mathcal{G}}^{(c)})} \sup_{\Sigma \in M_{O_1, (r)} \cap M_{O_1, (c)}} \mathbb{P}_{\Sigma} \left((\widehat{\mathcal{G}}^{(r)}, \widehat{\mathcal{G}}^{(c)}) \neq (\mathcal{G}^{(r)}, \mathcal{G}^{(c)}) \right) \geq \frac{1}{7},$$

where the infimum is taken over all possible estimators of $(\mathcal{G}^{(r)}, \mathcal{G}^{(c)})$.

This theorem shows that we need $\eta_{(r)} \geq c\sqrt{\frac{\log p}{nK_2}}$ **and** $\eta_{(c)} \geq c\sqrt{\frac{\log q}{nK_1}}$ to attain both perfect row and column clustering. Together with Theorem F.1, we obtain that, as long as the initial estimate \bar{B} satisfies the stability condition (i.e., it falls into a contraction region), the One-Step Hierarchical Algorithm with the Optimal Weight (Algorithm 2) is minimax optimal for row and column clustering. Recall that this has been verified for the matrix normal model with $\bar{B} = I_q$ in Proposition 4.2. Finally, we note that since the above lower bound is concerned with both row and column clustering, the uncertainty in estimating both membership matrices A and B is taken into account. The proof of this theorem is in Section H.2.3 of the Supplementary Material.

F.2 Two-Step Hierarchical Algorithm with the Optimal Weight

The two-step algorithm is shown in Algorithm 3. In this algorithm, we ignore the sample splitting step for simplicity.

Algorithm 3: Two-step Hierarchical Algorithm with the Optimal Weight

- (0a) Set the initial value $\bar{B} = I_q$.
 - (0b) Apply Algorithm 1 with $\widehat{\Sigma}_{p, \widehat{W}_{O_1, (r)}} = \frac{1}{|D_2|} \sum_{i \in D_2} X^{(i)} \widehat{W}_{O_1, (r)} X^{(i)T}$ to cluster the rows of X , where $\widehat{W}_{O_1, (r)} = \bar{B}(\bar{B}^T \bar{B})^{-2} \bar{B}^T / s$ and s denotes the estimated number of clusters from \bar{B} . Obtain the resulting row cluster $\widehat{\mathcal{G}}^{(r)}$ or equivalently the membership matrix \widehat{A}_1 .
 - (1a) Compute the estimate of the optimal column weight $\widehat{W}_{O_1, (c)} = \widehat{A}_1(\widehat{A}_1^T \widehat{A}_1)^{-2} \widehat{A}_1^T / t$ where t is the estimated number of row clusters in \widehat{A}_1 .
 - (1b) Apply Algorithm 1 with $\widehat{\Sigma}_{q, \widehat{W}_{O_1, (c)}} = \frac{1}{n} \sum_{i=1}^n X^{(i)T} \widehat{W}_{O_1, (c)} X^{(i)}$ to cluster the columns of X and find the estimator \widehat{B}_1 .
 - (2a) Compute the estimate of the optimal row weight $\widehat{W}_{O_2, (r)} = \widehat{B}_1(\widehat{B}_1^T \widehat{B}_1)^{-2} \widehat{B}_1^T / s_1$, where s_1 denotes the estimated number of column clusters in \widehat{B}_1 .
 - (2b) Apply Algorithm 1 with $\widehat{\Sigma}_{p, \widehat{W}_{O_2, (r)}} = \frac{1}{n} \sum_{i=1}^n X^{(i)} \widehat{W}_{O_2, (r)} X^{(i)T}$ to cluster the rows of X . Obtain the final estimator \widehat{A}_2 .
-

		Data Split (Row)	No Data Split (Row)	Data Split (Col)	No Data Split (Col)
n	20	0	0.4984	0	0.2723
	40	0.0639	0.9939	0.0712	0.9562
	60	0.5642	1	0.1647	0.9979
	80	0.9685	1	0.6834	0.9934
	100	0.9849	1	0.9528	0.9962

Table 1: The ARI values obtained from the 2-STEP COD Algorithm with $p = q = 30$, $K_1 = K_2 = 4$, moderately unbalanced cluster sizes with proportional noise variance under the $n = 20, 40, 60, 80, 100$ setting with and without data splitting.

F.3 Simulation Results With and Without Sample Splitting

We present the results for an additional simulation study that highlights the difference of our method with and without sample splitting in Table 1. We have n i.i.d. copies of 30×30 matrices with $K_1 = K_2 = 4$ and moderately unbalanced cluster sizes of 4, 6, 9, 11 for both the rows and columns. The decay rate for the Toeplitz covariance matrices is -0.2 and 0.2 for the rows and columns, respectively. We consider the proportional noise variance setting from the main paper. We vary n from 20 up to 100 in increments of 20 and the ARI values for 2-STEP COD are recorded. We see that, for n relatively small (say $n \leq 60$), our 2-STEP COD without data splitting performs significantly better than the method using data splitting. In addition, both methods yield very high clustering accuracy when n is large enough (say $n \geq 100$). Thus, in practice, we recommend using our 2-STEP COD without data splitting, especially when the sample size is small or moderate.

F.4 Data-Driven Tuning Parameter Selection Process for α

In the following, we describe a data-driven selection method for α that was also used in [Bunea et al. \(2020\)](#). To fix the notation, we consider our Algorithm 1 with some sample covariance matrix $\widehat{\Sigma}_p$. We assume the data are standardized. The method can be similarly applied to the one-step, two-step algorithm with the optimal weight and the “naive” algorithm. The steps are outlined in Algorithm 4.

We first split the data into two, D_1, D_2 , and calculate $\widehat{\Sigma}_p^{(1)}, \widehat{\Sigma}_p^{(2)}$, respectively. For each tuning parameter α_l in the grid, we perform our algorithm on $\widehat{\Sigma}_p^{(1)}$ to get a cluster structure \mathcal{G}_l . We then take the average of all the non-diagonal elements in the cluster blocks of $\widehat{\Sigma}_p^{(1)}$ via the smoothing operator $\Upsilon(\widehat{\Sigma}_p^{(1)}, \mathcal{G}_l)$. Finally we calculate the Frobenius loss of $\Upsilon(\widehat{\Sigma}_p^{(1)}, \mathcal{G}_l)$ and $\Sigma_p^{(2)}$, and choose α_l that yields the smallest value.

Algorithm 4: A Data-Driven Tuning Parameter Selection Process

1. Split the data into two: D_1 and D_2
2. Using D_1 , calculate $\widehat{\Sigma}_p^{(1)}$.
3. Using D_2 , calculate $\widehat{\Sigma}_p^{(2)}$.
4. For $r > 1$ and each value α_l on a grid ($l = 1, \dots, r$), perform Algorithm 1 with $\widehat{\Sigma}_p^{(1)}$ to get a row cluster structure $\mathcal{G}_l^{(r)}$.
5. Perform the smoothing operator $\Upsilon(\widehat{\Sigma}_p^{(1)}, \mathcal{G}_l^{(r)})$ where Υ is defined as the following:

$$[\Upsilon(\widehat{\Sigma}_p, \mathcal{G}^{(r)})]_{ab} = \begin{cases} |G_k^{(r)}|^{-1} \left(|G_k^{(r)}| - 1 \right)^{-1} \sum_{i,j \in G_k, i \neq j} [\widehat{\Sigma}_p]_{ij} & \text{if } a \neq b, \text{ and } k = k' \\ |G_k^{(r)}|^{-1} |G_{k'}^{(r)}|^{-1} \sum_{i \in G_k, j \in G_{k'}} [\widehat{\Sigma}_p]_{ij} & \text{if } a \neq b, \text{ and } k \neq k' \\ 1 & \text{if } a = b. \end{cases}$$

6. Our data dependent tuning parameter for the threshold is:

$$\widehat{\alpha} = \underset{\alpha_l}{\operatorname{argmin}} L\left(\Upsilon(\widehat{\Sigma}_p^{(1)}, \mathcal{G}_l^{(r)}), \widehat{\Sigma}_p^{(2)}\right),$$

where $L(A, B) := \|A - B\|_F$ is the Frobenius loss.

G Supplementary Material for Section 6

G.1 The Dependent Noise Model

G.1.1 Discussion of Theorem 6.1

Under model (1.1) with dependent noise elements, since $\Sigma_{p,W} = \mathbb{E}(AZB^TWBZ^TA^T) + \mathbb{E}(\Gamma W \Gamma^T)$, if $a \underset{\mathcal{G}}{\sim} b$,

$$\begin{aligned}
 \text{COD}_{\Sigma_{p,W}}(a, b) &= \max_{c \neq a, b} \left| [\Sigma_{p,W}]_{ac} - [\Sigma_{p,W}]_{bc} \right| \\
 &= \max_{c \neq a, b} \left| [\mathbb{E}(AZB^TWBZ^TA^T)]_{ac} - [\mathbb{E}(AZB^TWBZ^TA^T)]_{bc} \right. \\
 &\quad \left. + [\mathbb{E}(\Gamma W \Gamma^T)]_{ac} - [\mathbb{E}(\Gamma W \Gamma^T)]_{bc} \right| \\
 &= \max_{c \neq a, b} \left| [\mathbb{E}(\Gamma W \Gamma^T)]_{ac} - [\mathbb{E}(\Gamma W \Gamma^T)]_{bc} \right| \\
 &\leq \gamma(\Sigma_{p,W})
 \end{aligned}$$

and if $a \underset{\mathcal{G}}{\not\sim} b$,

$$\begin{aligned}
 \text{COD}_{\Sigma_{p,W}}(a, b) &= \max_{c \neq a, b} \left| [\mathbb{E}(AZB^TWBZ^TA^T)]_{ac} - [\mathbb{E}(AZB^TWBZ^TA^T)]_{bc} \right. \\
 &\quad \left. + [\mathbb{E}(\Gamma W \Gamma^T)]_{ac} - [\mathbb{E}(\Gamma W \Gamma^T)]_{bc} \right| \\
 &\geq \max_{c \neq a, b} \left| [\mathbb{E}(AZB^TWBZ^TA^T)]_{ac} - [\mathbb{E}(AZB^TWBZ^TA^T)]_{bc} \right| \\
 &\quad - \max_{c \neq a, b} \left| [\mathbb{E}(\Gamma W \Gamma^T)]_{ac} - [\mathbb{E}(\Gamma W \Gamma^T)]_{bc} \right| \\
 &\geq \text{MCOD}^*(\Sigma_{p,W}) - \max_{c \neq a, b} \left| [\mathbb{E}(\Gamma W \Gamma^T)]_{ac} - [\mathbb{E}(\Gamma W \Gamma^T)]_{bc} \right| \\
 &\geq \text{MCOD}^*(\Sigma_{p,W}) - \gamma(\Sigma_{p,W}),
 \end{aligned}$$

where $\text{MCOD}^*(\Sigma_{p,W}) = \min_{a \underset{\mathcal{G}}{\not\sim} b} \max_{c \neq a, b} \left| [\mathbb{E}(AZB^TWBZ^TA^T)]_{ac} - [\mathbb{E}(AZB^TWBZ^TA^T)]_{bc} \right|$. In

other words, MCOD^* is the counterpart to MCOD that only considers the signal (the first component) from $\Sigma_{p,W} = \mathbb{E}(AZB^TWBZ^TA^T) + \mathbb{E}(\Gamma W \Gamma^T)$.

Comparing the population quantity $\text{COD}_{\Sigma_{p,W}}(a, b)$ in the two cases $a \underset{\mathcal{G}}{\sim} b$ and $a \underset{\mathcal{G}}{\not\sim} b$, it is apparent that if the signal term is strong enough in the following sense

$$\text{MCOD}^*(\Sigma_{p,W}) > 2 \cdot \gamma(\Sigma_{p,W}),$$

then even when the noise variables are dependent, the COD measures are well separated and on the population level, the COD method is still viable for clustering.

The proof of this extended model can be constructed using the above logic and the proof from Theorem 3.1 which is in Section H.1.1 of the Supplementary Material. The remaining parts will be omitted for brevity.

G.1.2 A Slightly Different Measure, $\gamma_s(\Sigma_{p,W})$

We can swap out the definition of $\gamma(\Sigma_{p,W})$ in (6.1) for a slightly more restrictive but more intuitive definition:

$$\gamma_s(\Sigma_{p,W}) := 2 \max_{1 \leq a \neq b \leq p} \left| [\mathbb{E}(\Gamma W \Gamma^T)]_{ab} \right| \quad (\text{G.1})$$

This $\gamma_s(\Sigma_{p,W})$ can be used in place of the $\gamma(\Sigma_{p,W})$ in the above theorem since the former is an upper bound for the latter. $\gamma_s(\Sigma_{p,W})$ gives information on the largest off-diagonal entry in $\mathbb{E}(\Gamma W \Gamma^T)$, i.e. the largest weighted covariance between two *different* noise variables. The relationship between this weighted covariance and the actual covariance between noise variables depends on the weight. For example, with the optimal weight W_O , $\gamma_s(\Sigma_{p,W_O})$ can be upper bounded with $2 \cdot \sigma_{\text{offmax}}^2$, where $\sigma_{\text{offmax}}^2 := \max_{(i,j) \neq (i',j')} \text{Cov}(\Gamma_{ij}, \Gamma_{i'j'})$, the maximum of the unweighted covariance between two different noise variables.

G.2 Nested Clustering to Incorporate Mean Information

G.2.1 The Generalized Model

To generalize the proposed method to account for both mean and covariance information in clustering, we extend our latent variable model to

$$X = M + AZB^T + \Gamma, \quad (\text{G.2})$$

where $M = \mathbb{E}(X)$, Z and Γ are mean 0 random matrices. Like before, AZB^T induces the row and column clustering structures based on the covariance of X . Specifically, $A \in \mathbb{R}^{p \times K_1}$ and $B \in \mathbb{R}^{q \times K_2}$ are the unknown membership matrices for the rows and columns, respectively. We define the row clusters as

$$\mathcal{G}^{(r),[2]} = \{G_1^{(r),[2]}, \dots, G_{K_1}^{(r),[2]}\}, \quad \text{where } G_k^{(r),[2]} = \{a : A_{ak} = 1\} \quad (\text{G.3})$$

for any $1 \leq k \leq K_1$. The column clusters $\mathcal{G}^{(c),[2]}$ can be defined similarly. To incorporate the mean information, we further assume that the matrix M induces the row and column clustering structures based on the mean of X . In particular, we assume $M = \tilde{A}T\tilde{B}^T$, where $\tilde{A} \in \mathbb{R}^{p \times \tilde{K}_1}$ and $\tilde{B} \in \mathbb{R}^{q \times \tilde{K}_2}$ are the unknown membership matrices for the rows and columns based on the mean information, and $T \in \mathbb{R}^{\tilde{K}_1 \times \tilde{K}_2}$ is an unknown deterministic matrix. The corresponding row clusters are defined as

$$\mathcal{G}^{(r),[1]} = \{G_1^{(r),[1]}, \dots, G_{\tilde{K}_1}^{(r),[1]}\}, \quad \text{where } G_k^{(r),[1]} = \{a : \tilde{A}_{ak} = 1\} \quad (\text{G.4})$$

for any $1 \leq k \leq \tilde{K}_1$. The column clusters $\mathcal{G}^{(c),[1]}$ can be defined similarly. To link these two row clusters $\mathcal{G}^{(r),[2]}$ and $\mathcal{G}^{(r),[1]}$, we assume $\mathcal{G}^{(r),[2]}$ is nested inside $\mathcal{G}^{(r),[1]}$.

Definition 1. (Li et al., 2010) A clustering $\mathcal{G}^{[2]}$ with K' clusters is said to be **nested** inside another clustering $\mathcal{G}^{[1]}$ with K clusters if:

1. (Hierarchical Structure) For any cluster $G_j^{[2]} \in \mathcal{G}^{[2]}$, ($1 \leq j \leq K'$), there is a cluster $G_i^{[1]} \in \mathcal{G}^{[1]}$, ($1 \leq i \leq K$) such that $G_j^{[2]} \subseteq G_i^{[1]}$.
2. (Proper Subset Structure) There exists at least one cluster in $\mathcal{G}^{[2]}$, (i.e. $G_{j^*}^{[2]}$), which satisfies $G_{j^*}^{[2]} \subset G_{i^*}^{[1]}$ and $G_{j^*}^{[2]} \neq G_{i^*}^{[1]}$, for some cluster $G_{i^*}^{[1]} \in \mathcal{G}^{[1]}$.

In other words, the clustering $\mathcal{G}^{(r),[2]}$ based on the covariance information provides a more refined partition on top of the initial clustering $\mathcal{G}^{(r),[1]}$ from the mean information. For the ease of interpretation, we only consider the case that $\mathcal{G}^{(r),[2]}$ is nested in $\mathcal{G}^{(r),[1]}$. This assumption can be relaxed or even removed by defining clusters at different levels (e.g., clustering from the mean and covariance) and new ways of combining the clusters.

G.2.2 Nested Clustering (Algorithm 5)

To recover the nested cluster structure, we propose a two-step nested clustering algorithm, in which a mean-based clustering method is implemented first, and then on each cluster, our covariance-based method is applied to capture the finer, more intricate relationships within each broad cluster.

There are many existing mean-based clustering methods in the literature. Here we use SparseBC from [Tan and Witten \(2014\)](#) as the mean-based clustering method. The resulting clusterings are denoted by $\widehat{\mathcal{G}}^{(r),[1]}$ and $\widehat{\mathcal{G}}^{(c),[1]}$. Then, our proposed two-step Algorithm 3 is implemented to get the second layer cluster structures within each first layer cluster. More specifically, for row clustering, we apply the two-step Algorithm 3 to each $|\widehat{G}_j^{(r),[1]}| \times q$ submatrix corresponding to the variables in $\widehat{G}_j^{(r),[1]}$ for $1 \leq j \leq |\widehat{\mathcal{G}}^{(r),[1]}|$. Similarly, for column clustering, we apply our two-step Algorithm 3 to each $p \times |\widehat{G}_j^{(c),[1]}|$ submatrix corresponding to the variables in $\widehat{G}_j^{(c),[1]}$ for $1 \leq j \leq |\widehat{\mathcal{G}}^{(c),[1]}|$. In this way, we can use mean information to reduce the dimension of the matrices, to which our two-step Algorithm 3 is applied. Thus, both the mean and the covariance information is utilized in deriving the final clustering result. We summarize this method in Algorithm 5.

G.2.3 Simulation Study Comparing Algorithm 3 and Algorithm 5

In order to illustrate the feasibility of this nested algorithm, we include simulation results with the aforementioned nested structure. For $n = 5, 10, 15, 20, 25, 30, 35, 40, 45$, we generate n i.i.d. copies of a 40×100 matrix ($p = 40, q = 100$) with two nested row clusterings $\{\mathcal{G}^{(r),[1]}, \mathcal{G}^{(r),[2]}\}$ and two nested column clusterings $\{\mathcal{G}^{(c),[1]}, \mathcal{G}^{(c),[2]}\}$ where the row

Algorithm 5: Mean and Covariance Based Nested Clustering with COD

- (1) Perform mean-based clustering (**SparseBC**) to get the first layer cluster structures $\widehat{\mathcal{G}}^{(r),[1]}$ and $\widehat{\mathcal{G}}^{(c),[1]}$
 - (2a) Perform Algorithm 3 on each $\left| \widehat{\mathcal{G}}_j^{(r),[1]} \right| \times q$ submatrix ($1 \leq j \leq \left| \widehat{\mathcal{G}}^{(r),[1]} \right|$)
 - (2b) Perform (the col. version of) Algorithm 3 on each $p \times \left| \widehat{\mathcal{G}}_j^{(c),[1]} \right|$ submatrix ($1 \leq j \leq \left| \widehat{\mathcal{G}}^{(c),[1]} \right|$)
 - (3a) Combine the row cluster results from each submatrix in (2a) to construct \widehat{A}
 - (3b) Combine the col. cluster results from each submatrix in (2b) to construct \widehat{B}
-

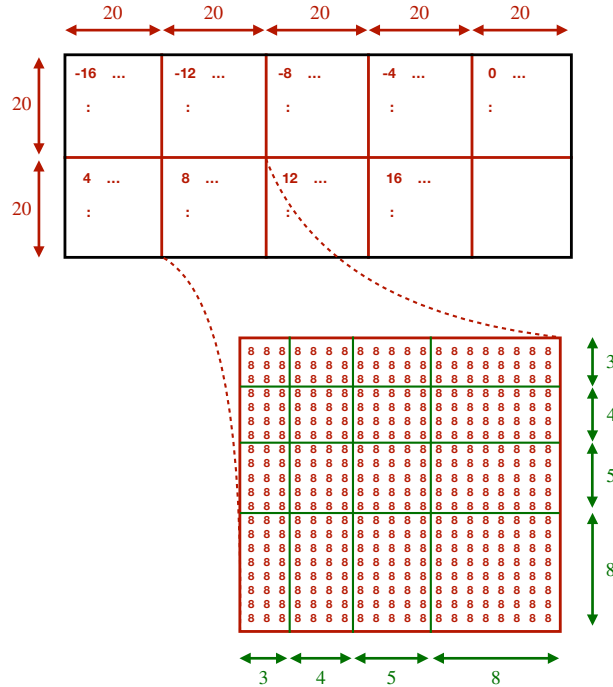


Figure 5: The 40×100 matrix M . The first clustering layer ($\mathcal{G}^{(r),[1]}$ and $\mathcal{G}^{(c),[1]}$) is delineated in red while the second layer ($\mathcal{G}^{(r),[2]}$ and $\mathcal{G}^{(c),[2]}$) is delineated in green. The dimensions of the ensuing grid like structure are denoted as numbers outside the matrix. The numbers in red inside the matrix denote the mean elements M_{ij} which generate the data (and are the same throughout the same “red” first layer nested cluster). For our simulation setting, the first layer (red) is divided according to the mean value, while the second layer (green) is divided according to the covariance structure of Z .

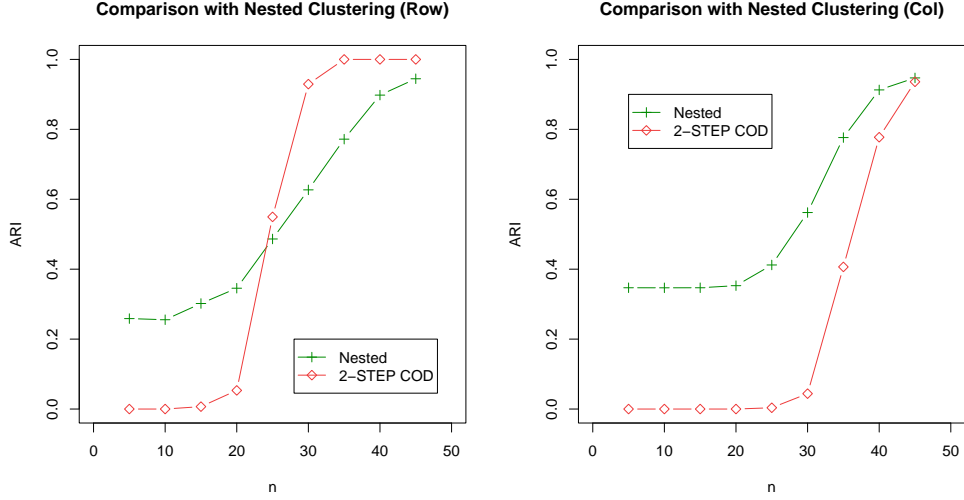


Figure 6: The performance of the nested clustering algorithm (using both mean and covariance information) and the 2-STEP COD method (using covariance information only). The simulation setting is $p = 40$, $q = 100$, $K_1 = 8$, $K_2 = 20$, $n \in \{5, 10, 15, 20, 25, 30, 35, 40, 45\}$. The ARI values for both methods are averaged over 30 repetitions.

clusterings are given by

$$\begin{aligned}
 \mathcal{G}^{(r),[1]} &= \{G_1^{(r),[1]}, \dots, G_2^{(r),[1]}\} \\
 \mathcal{G}^{(r),[2]} &= \{G_1^{(r),[2]}, G_2^{(r),[2]}, G_3^{(r),[2]}, G_4^{(r),[2]}, G_5^{(r),[2]}, G_6^{(r),[2]}, G_7^{(r),[2]}, G_8^{(r),[2]}\}, \text{ where} \\
 G_1^{(r),[1]} &= \{1, 2, \dots, 20\}, & G_2^{(r),[1]} &= \{21, 22, \dots, 40\} \\
 G_1^{(r),[2]} &= \{1, 2, 3\}, & G_2^{(r),[2]} &= \{4, 5, 6, 7\}, & G_5^{(r),[2]} &= \{21, 22, 23\}, & G_6^{(r),[2]} &= \{24, 25, 26, 27\} \\
 G_3^{(r),[2]} &= \{8, \dots, 12\}, & G_4^{(r),[2]} &= \{13, \dots, 20\}, & G_7^{(r),[2]} &= \{28, \dots, 32\}, & G_8^{(r),[2]} &= \{33, \dots, 40\}.
 \end{aligned}$$

The column clustering can be defined in a similar fashion, but for brevity it is omitted here. The true clustering can be visualized with Figure 5.

We use the ARI (Adjusted Rand Index, [Vinh et al. \(2009\)](#)) to compare the performance of the nested clustering method with our original 2-STEP COD method. The results are presented in Figure 6. Overall, considering the feature matrices are very large (40×100), both methods work very well, as we get near perfect recovery once $n \geq 45$. Taking a closer look, for column clustering, the nested method is uniformly better than the original 2-STEP COD method over all n values. For row clustering, for very small n values of 5, 10, 15 and 20, the nested method performs better, but for slightly larger n values of 25, 30, 35, 40 and 45, the original 2-STEP COD method performs better. We observe that the closer the matrix is to a square, the easier it is for 2-STEP COD to cluster the rows and columns. If the matrix is highly unbalanced ($p \gg q$ or $p \ll q$), then due to the iterative nature of 2-STEP COD (using rows to cluster columns, then using columns to cluster the rows, etc.), clustering

one of the two dimensions becomes extremely difficult. This may lead to the final result being inaccurate. In our simulation settings, for row clustering, 2-STEP COD clusters over the entire 40×100 matrix while the nested clustering method has to cluster over the two 20×100 submatrices separately (if the mean-based clustering can perfectly recover $\mathcal{G}^{(r),[1]}$). This explains why the nested algorithm may perform worse than the original 2-STEP COD for row clustering.

We also implement the competing methods DEEM, TGMM and TEMM (Mai et al. (2022), Deng and Zhang (2022)), which are also included in the main simulation results, but none are able to be implemented successfully in this nested clustering simulation study. As explained in the main paper, their algorithms depend on different modeling assumptions and may fail to converge in our simulation setting.

All in all, we conclude that if the user wishes to incorporate mean information and also look at the finer clustering for the rows and columns that cannot be discerned by the mean alone, our COD based method can be used as the second step in a nested clustering type process (Algorithm 5) to obtain reliable results.

G.3 Higher Order Tensor Models

G.3.1 The Tensor Cluster Model and Algorithm 6

We present in the following the analog of our matrix clustering setting in a setting that is one order higher. Consider a three-way tensor $X \in \mathbb{R}^{J \times P \times Q}$. Assume that X can be decomposed as

$$X = Z \times_1 A \times_2 B \times_3 C + \Gamma, \quad (\text{G.5})$$

where $Z \in \mathbb{R}^{K_1 \times K_2 \times K_3}$ is a three-way latent tensor (i.e., each entry of Z is a random variable) with $\mathbb{E}(Z) = 0$, $A \in \mathbb{R}^{J \times K_1}$, $B \in \mathbb{R}^{P \times K_2}$ and $C \in \mathbb{R}^{Q \times K_3}$ are the unknown membership matrices for the rows, columns and tubes of X , respectively, and $\Gamma \in \mathbb{R}^{J \times P \times Q}$ represents the mean 0 random noise tensor. Here, we use the n -mode product notation from the tensor literature, e.g., $Z \times_1 A$ is a $J \times K_2 \times K_3$ tensor with $(Z \times_1 A)_{jst} = \sum_{k=1}^{K_1} Z_{kst} A_{jk}$. Similar to the matrix clustering setting, we assume the entries of Γ are mutually independent and are also independent of Z . Each entry of the membership matrix A takes values in $\{0, 1\}$, such that $A_{ak} = 1$ if row a belongs to row cluster k and $A_{ak} = 0$ otherwise. The membership matrices B and C are defined similarly. Assuming that n i.i.d. samples $X^{(1)}, \dots, X^{(n)}$ of a random tensor $X \in \mathbb{R}^{J \times P \times Q}$ are observed, our goal is to recover the membership matrices A, B and C .

Next, we define the so-called matricization (or equivalently, “unfolding”) of the tensor X . Let $X_{(1)} \in \mathbb{R}^{J \times PQ}$ denote the mode-1 matricization of X , which arranges the mode-1 fibers of X as columns into a matrix. Similarly, we can define $X_{(2)} \in \mathbb{R}^{P \times JQ}$ and $X_{(3)} \in \mathbb{R}^{Q \times JP}$ as the mode-2 and mode-3 matricizations of X . Similar to the matrix clustering setting, we consider the weighted covariance matrix $\Sigma_{1, W_1} = \mathbb{E}(X_{(1)} W_1 X_{(1)}^T)$, where $W_1 \in \mathbb{R}^{PQ \times PQ}$ is some positive semi-definite weight matrix to be chosen. It is easily seen that Σ_{1, W_1} exhibits

		Row (ARI)	Column (ARI)	Tube (ARI)
n	10	0.0863	0	0.4449
	20	0.6637	0.3095	0.8904
	30	0.7594	0.7936	0.9334
	40	0.7864	0.8680	0.9033
	50	0.8107	0.8753	0.9889

Table 2: The ARI values obtained from the Tensor Clustering Algorithm with the Identity Weight (Algorithm 6) under the $n = 10, 20, 30, 40, 50$ setting.

the clustering structure for the rows, which can be identified via our COD algorithm. In particular, let $\hat{\Sigma}_{j,W_j} = \frac{1}{n} \sum_{i=1}^n X_{(j)}^{(i)} W_j X_{(j)}^{(i)T}$ for $j = 1, 2, 3$. The tensor clustering algorithm with the identity weight is shown in Algorithm 6. For simplicity, we only consider the identity weight. The algorithm may further be improved by using the optimal weight as in our one-step Algorithm 2 or our two-step Algorithm 3, but we leave the detailed analysis for future study.

Algorithm 6: Tensor Clustering Algorithm with the Identity Weight

for $j = 1, 2, 3$

- Compute $\hat{\Sigma}_{j,W_j}$, where $W_1 = \frac{1}{PQ} \cdot I_{PQ}$, $W_2 = \frac{1}{JQ} \cdot I_{JQ}$ and $W_3 = \frac{1}{PJ} \cdot I_{PJ}$.
 - Apply Algorithm 1 to $\hat{\Sigma}_{j,W_j}$ to construct \hat{A} , \hat{B} , and \hat{C} , respectively.
-

G.3.2 Simulation Study

To illustrate the feasibility of our proposed method, we also conduct a simulation study with Algorithm 6 for which the results are presented in Table 2. We have n i.i.d. copies of a $15 \times 10 \times 10$ tensor ($n = 10, 20, 30, 40, 50$) that have Toeplitz covariance matrices in each direction with decay rates of -0.4, 0.3 and -0.2, respectively. The noise is generated in the homogeneous setting with the noise variance being 15 to match our main simulation settings. It is seen that clustering is more accurate as the sample size grows, which provides empirical evidence for applying Algorithm 6 to higher-order tensors.

While our preliminary simulation results are indeed promising, proving minimax optimality would be challenging in the tensor clustering. Also, as mentioned above, since using more intricate weight matrices instead of the identity matrix may improve the clustering performance, a rigorous analysis of the algorithm would also be interesting. All of these directions are promising fields of future study.

H Proofs

H.1 Clustering consistency

First, we state the Hanson-Wright inequality, which is instrumental in the proof.

Lemma H.1. (Hanson-Wright) There exist positive constants c, c' such that for all $n \times n$ matrices H , if $\xi = (\xi_1, \dots, \xi_n)^T$ is a vector of independent mean 0 sub-Gaussian random variables with $\|\xi_i\|_{\psi_2} \leq L$ for some $L > 0$, then for all t , the following holds:

$$\mathbb{P} \left[|\xi^T H \xi - \mathbb{E}(\xi^T H \xi)| > cL^2(\|H\|_F \sqrt{t} + c' \|H\|_{\text{op}} t) \right] \leq e^{-t}.$$

H.1.1 Proof of Theorem 3.1

Proof. Denote $\widehat{L}\widehat{L}^T = \widehat{W}$ and $\bar{X}^{(i)} = X^{(i)}\widehat{L}$. So, $\widehat{\Sigma}_{p, \widehat{W}} = \frac{1}{|D_2|} \sum_{i \in D_2} \bar{X}^{(i)} \bar{X}^{(i)T}$. For simplicity, we assume $|D_2| = n/2$, and the summation is from 1 to $n/2$. Furthermore, denote $H_{k,m}^+ = \text{Var}(\bar{X}_k + \bar{X}_m | \widehat{W})$ and $H_{k,m}^- = \text{Var}(\bar{X}_k - \bar{X}_m | \widehat{W})$. Denote $\widetilde{X}_{k,m}^+ = (H_{k,m}^+)^{-1/2} (\bar{X}_k^T + \bar{X}_m^T)$. Since $\widetilde{X}_{k,m}^+$ has mean 0 variance 1 given \widehat{W} and X is Gaussian, $\widetilde{X}_{k,m}^+$ is a vector of independent Gaussian random variables given \widehat{W} .

Denote

$$\begin{aligned} \widetilde{X}_{k,m}^+ &= \begin{bmatrix} (H_{k,m}^+)^{-1/2} & & \\ & \dots & \\ & & (H_{k,m}^+)^{-1/2} \end{bmatrix} \begin{bmatrix} (\bar{X}_k^{(1)} + \bar{X}_m^{(1)})^T \\ \vdots \\ (\bar{X}_k^{(n/2)} + \bar{X}_m^{(n/2)})^T \end{bmatrix} = \begin{bmatrix} \widetilde{X}_{k,m}^{+(1)} \\ \vdots \\ \widetilde{X}_{k,m}^{+(n/2)} \end{bmatrix} \\ \widetilde{X}_{k,m}^- &= \begin{bmatrix} (H_{k,m}^-)^{-1/2} & & \\ & \dots & \\ & & (H_{k,m}^-)^{-1/2} \end{bmatrix} \begin{bmatrix} (\bar{X}_k^{(1)} - \bar{X}_m^{(1)})^T \\ \vdots \\ (\bar{X}_k^{(n/2)} - \bar{X}_m^{(n/2)})^T \end{bmatrix} = \begin{bmatrix} \widetilde{X}_{k,m}^{-(1)} \\ \vdots \\ \widetilde{X}_{k,m}^{-(n/2)} \end{bmatrix} \end{aligned}$$

and

$$\mathbb{H}_{k,m}^+ = \begin{bmatrix} (H_{k,m}^+)^{-1/2} & & \\ & \dots & \\ & & (H_{k,m}^+)^{-1/2} \end{bmatrix}, \quad \mathbb{H}_{k,m}^- = \begin{bmatrix} (H_{k,m}^-)^{-1/2} & & \\ & \dots & \\ & & (H_{k,m}^-)^{-1/2} \end{bmatrix},$$

where $\mathbb{H}_{k,m}^+$ and $\mathbb{H}_{k,m}^-$ each have $n/2$ blocks on the diagonal. Note that the quadratic forms can be used to get the sum of the products. The following calculation holds for one obser-

vation:

$$\begin{aligned}
(\tilde{X}_{k,m}^+)^T H_{k,m}^+ \tilde{X}_{k,m}^+ - (\tilde{X}_{k,m}^-)^T H_{k,m}^- \tilde{X}_{k,m}^- &= \sum_{j=1}^q (\bar{X}_{kj}^2 + 2\bar{X}_{kj}\bar{X}_{mj} + \bar{X}_{mj}^2) \\
&\quad - \sum_{j=1}^q (\bar{X}_{kj}^2 - 2\bar{X}_{kj}\bar{X}_{mj} + \bar{X}_{mj}^2) \\
&= 4 \sum_{j=1}^q \bar{X}_{kj}\bar{X}_{mj}.
\end{aligned}$$

We can extend this to $n/2$ observations by using block matrix notation from above.

$$\begin{aligned}
&(\tilde{\mathbb{X}}_{k,m}^+)^T \mathbb{H}_{k,m}^+ \tilde{\mathbb{X}}_{k,m}^+ - (\tilde{\mathbb{X}}_{k,m}^-)^T \mathbb{H}_{k,m}^- \tilde{\mathbb{X}}_{k,m}^- \\
&= \sum_{i=1}^{n/2} \sum_{j=1}^q (\bar{X}_{kj}^{(i)2} + 2\bar{X}_{kj}^{(i)}\bar{X}_{mj}^{(i)} + \bar{X}_{mj}^{(i)2}) - \sum_{i=1}^{n/2} \sum_{j=1}^q (\bar{X}_{kj}^{(i)2} - 2\bar{X}_{kj}^{(i)}\bar{X}_{mj}^{(i)} + \bar{X}_{mj}^{(i)2}) \\
&= 4 \sum_{i=1}^{n/2} \sum_{j=1}^q \bar{X}_{kj}^{(i)}\bar{X}_{mj}^{(i)}.
\end{aligned}$$

Thus, we have

$$\begin{aligned}
\|\widehat{\Sigma}_{p,\widehat{W}} - \Sigma_{p,\widehat{W}}\|_{\max} &= \max_{k,m} \left| \frac{2}{n} \sum_{i=1}^{n/2} \sum_{j=1}^q \bar{X}_{kj}^{(i)}\bar{X}_{mj}^{(i)} - \sum_{j=1}^q \mathbb{E}(\bar{X}_{kj}\bar{X}_{mj}|\widehat{W}) \right| \\
&= \max_{k,m} \left| \frac{1}{2n} \left((\tilde{\mathbb{X}}_{k,m}^+)^T \mathbb{H}_{k,m}^+ \tilde{\mathbb{X}}_{k,m}^+ - \mathbb{E}((\tilde{\mathbb{X}}_{k,m}^+)^T \mathbb{H}_{k,m}^+ \tilde{\mathbb{X}}_{k,m}^+ | \widehat{W}) \right) \right. \\
&\quad \left. - \frac{1}{2n} \left((\tilde{\mathbb{X}}_{k,m}^-)^T \mathbb{H}_{k,m}^- \tilde{\mathbb{X}}_{k,m}^- - \mathbb{E}((\tilde{\mathbb{X}}_{k,m}^-)^T \mathbb{H}_{k,m}^- \tilde{\mathbb{X}}_{k,m}^- | \widehat{W}) \right) \right|.
\end{aligned}$$

By Lemma H.1, we know that there exist positive constants c, c', c'', c''' such that: conditioned on \widehat{W} with probability greater than $1 - e^{-t}$,

$$\left| (\tilde{\mathbb{X}}_{k,m}^+)^T \mathbb{H}_{k,m}^+ \tilde{\mathbb{X}}_{k,m}^+ - \mathbb{E}((\tilde{\mathbb{X}}_{k,m}^+)^T \mathbb{H}_{k,m}^+ \tilde{\mathbb{X}}_{k,m}^+ | \widehat{W}) \right| \leq c \left(\|\mathbb{H}_{k,m}^+\|_F \sqrt{t} + c' \|\mathbb{H}_{k,m}^+\|_{\text{op}} \cdot t \right).$$

Similarly, conditioned on \widehat{W} with probability greater than $1 - e^{-t}$,

$$\left| (\tilde{\mathbb{X}}_{k,m}^-)^T \mathbb{H}_{k,m}^- \tilde{\mathbb{X}}_{k,m}^- - \mathbb{E}((\tilde{\mathbb{X}}_{k,m}^-)^T \mathbb{H}_{k,m}^- \tilde{\mathbb{X}}_{k,m}^- | \widehat{W}) \right| \leq c'' \left(\|\mathbb{H}_{k,m}^-\|_F \sqrt{t} + c''' \|\mathbb{H}_{k,m}^-\|_{\text{op}} \cdot t \right).$$

By the definition of $\mathbb{H}_{k,m}^+$, we know $\|\mathbb{H}_{k,m}^+\|_F^2 = n\|H_{k,m}^+\|_F^2/2$ and $\|\mathbb{H}_{k,m}^+\|_{\text{op}} = \|H_{k,m}^+\|_{\text{op}}$. Thus, with a union bound over k, m , we get the following concentration inequality:

$$\begin{aligned}
\|\widehat{\Sigma}_{p,\widehat{W}} - \Sigma_{p,\widehat{W}}\|_{\max} &\lesssim \frac{1}{n} \cdot \max_{k,m} \left(\sqrt{\|H_{k,m}^+\|_F^2 \cdot nt} + \|H_{k,m}^+\|_{\text{op}} \cdot t \right) \\
&\quad + \frac{1}{n} \cdot \max_{k,m} \left(\sqrt{\|H_{k,m}^-\|_F^2 \cdot nt} + \|H_{k,m}^-\|_{\text{op}} \cdot t \right) \quad (\text{H.1})
\end{aligned}$$

conditioned on \widehat{W} with probability greater than $1 - \frac{p(p-1)}{2}e^{-t}$, and setting $t = 3 \log p$, we know the inequality (H.1) holds with conditional probability greater than $1 - \frac{1}{2p}$. By taking another expectation with \widehat{W} , the inequality (H.1) holds with probability greater than $1 - \frac{1}{2p}$ unconditionally.

Because $\|\cdot\|_F \geq \|\cdot\|_{op}$ holds in general, the Frobenius term dominates in the regime of $\frac{\log p}{n} = o(1)$, so all that is left to do is to bound $\|H_{k,m}^+\|_F^2$. An identical argument can be made for $\|H_{k,m}^-\|_F^2$, and we know the following upper bound holds for both terms,

$$\begin{aligned} \|H_{k,m}^+\|_F &\leq \|\text{Var}(\bar{X}_k|\widehat{W})\|_F + \|\text{Var}(\bar{X}_m|\widehat{W})\|_F + 2 \cdot \|\text{Cov}(\bar{X}_k, \bar{X}_m|\widehat{W})\|_F \\ &\leq C_1 \cdot \max_k \|\text{Var}(\bar{X}_k|\widehat{W})\|_F. \end{aligned}$$

This holds for all pairs (k, m) , and so it also holds for the maximum over the pairs:

$$\max_{k,m} \|H_{k,m}^+\|_F \leq C_1 \cdot \max_k \|\text{Var}(\bar{X}_k|\widehat{W})\|_F = C_1 \max_k \|\widehat{L}^T \text{Var}(X_k) \widehat{L}\|_F = C_1 K_2^{-1/2} \|X\|_{\widehat{W}}. \quad (\text{H.2})$$

Thus, with probability greater than $1 - \frac{1}{2p}$,

$$\|\widehat{\Sigma}_{p,\widehat{W}} - \Sigma_{p,\widehat{W}}\|_{\max} \leq c_1 \sqrt{\frac{\log p}{nK_2}} \|X\|_{\widehat{W}} \leq \eta \|X\|_{\widehat{W}} \quad (\text{H.3})$$

for some constant c_1 , where the last step is from condition (A1).

Note that conditions (A1) and (A2) together imply that

$$\text{MCOD}(\Sigma_{p,\widehat{W}})/\|X\|_{\widehat{W}} \geq 4\eta. \quad (\text{H.4})$$

In the following, we show how perfect clustering is achieved under the event that the inequality (H.3) holds. For simplicity, we drop the subscript \widehat{W} in $\widehat{\Sigma}_{p,\widehat{W}}, \Sigma_{p,\widehat{W}}$ and $\|X\|_{\widehat{W}}$ and just write $\widehat{\Sigma}_p, \Sigma_p$ and $\|X\|$. Also, for simplicity, in the following derivation, we will denote the (i, j) -th element of Σ_p as $\Sigma_{p,ij}$. Define the following quantity

$$\tau := \max_{\substack{a,b,c \\ c \neq a,b}} |\widehat{\Sigma}_{p,ac} - \widehat{\Sigma}_{p,bc} - (\Sigma_{p,ac} - \Sigma_{p,bc})|.$$

Then we have:

$$\begin{aligned} \tau &= \max_{\substack{a,b,c \\ c \neq a,b}} |\widehat{\Sigma}_{p,ac} - \Sigma_{p,ac} - (\widehat{\Sigma}_{p,bc} - \Sigma_{p,bc})| \\ &\leq \max_{\substack{a,b,c \\ c \neq a,b}} |\widehat{\Sigma}_{p,ac} - \Sigma_{p,ac}| + \max_{\substack{a,b,c \\ c \neq a,b}} |\widehat{\Sigma}_{p,bc} - \Sigma_{p,bc}| \\ &\leq 2 \cdot \|\widehat{\Sigma}_p - \Sigma_p\|_{\max} \\ &\leq 2\eta \cdot \|X\|, \end{aligned}$$

where the last step is from (H.3). We now want to show the following inequality:

$$\text{COD}_{\widehat{\Sigma}_p}(a, b) - \tau \leq \text{COD}_{\Sigma_p}(a, b) \leq \text{COD}_{\widehat{\Sigma}_p}(a, b) + \tau. \quad (\text{H.5})$$

The inequality on the left holds because of the following:

$$\begin{aligned} \text{COD}_{\widehat{\Sigma}_p}(a, b) &= \max_{c \neq a, b} |\widehat{\Sigma}_{p,ac} - \widehat{\Sigma}_{p,bc}| \\ &= \max_{c \neq a, b} |\widehat{\Sigma}_{p,ac} - \widehat{\Sigma}_{p,bc} - (\Sigma_{p,ac} - \Sigma_{p,bc}) + (\Sigma_{p,ac} - \Sigma_{p,bc})| \\ &\leq \max_{c \neq a, b} |\Sigma_{p,ac} - \Sigma_{p,bc}| + \max_{c \neq a, b} |\widehat{\Sigma}_{p,ac} - \widehat{\Sigma}_{p,bc} - (\Sigma_{p,ac} - \Sigma_{p,bc})| \\ &\leq \text{COD}_{\Sigma_p}(a, b) + \tau. \end{aligned} \quad (\text{H.6})$$

With a similar technique, we can get the inequality on the right as well. Now, for any two sets A and B , if A and B indeed belong to the same cluster (i.e., $a, b \in G_k$ for some k and for any $a \in A$ and $b \in B$), we have $\text{COD}_{\Sigma_p}(a, b) = 0$ and therefore by (H.5)

$$\text{COD}_{\widehat{\Sigma}_p}(A, B) = \max_{a \in A, b \in B} \text{COD}_{\widehat{\Sigma}_p}(a, b) \leq \tau \leq 2\eta \cdot \|X\|.$$

If A and B are not the same clusters, there must exist $a \in A$ and $b \in B$ with $a \in G_k$ and $b \in G_j$ for some $k \neq j$. Then

$$\text{COD}_{\widehat{\Sigma}_p}(A, B) \geq \text{COD}_{\widehat{\Sigma}_p}(a, b) \geq \text{COD}_{\Sigma_p}(a, b) - \tau \geq \text{MCOD}(\Sigma_p) - \tau \geq \text{MCOD}(\Sigma_p) - 2\eta \cdot \|X\|,$$

where the first inequality is from the definition of $\text{COD}_{\widehat{\Sigma}_p}(A, B)$, the second one is from (H.5), the third one is from the definition of MCOD , and finally the last one is from (H.6).

Together with (H.4), finally we show that $\text{COD}_{\widehat{\Sigma}_p}(A, B) \geq 2\eta \cdot \|X\|$, if A and B are not the same clusters. By taking the threshold value $\alpha = 2\eta \cdot \|X\|$, we attain perfect clustering using our hierarchical algorithm. This completes the proof. \square

H.2 Minimax Lower Bound

The following lemma is Birge's Lemma applied to our specific setting, similar to Lemma C.1 in Bunea et al. (2020). Define $M_O(p, q, K_1, K_2, \eta)$ as in Section 3.2. For ease of notation, we will simply use M .

Lemma H.2. For any partition estimator $\widehat{\mathcal{G}}$, and for any collection of distinct covariance matrices $\Sigma^{(j)} \in M(p, q, K_1, K_2, \eta)$,

$$\begin{aligned} \sup_{\Sigma \in M(p, q, K_1, K_2, \eta)} \mathbb{P}_{\Sigma}(\widehat{\mathcal{G}} \neq \mathcal{G}^*) &\geq \max_{j=1, \dots, N} \mathbb{P}_{\Sigma^{(j)}}(\widehat{\mathcal{G}} \neq \mathcal{G}^{(j)}) \\ &\geq \frac{1}{2e+1} \wedge \left(1 - \max_{j \geq 2} \frac{\text{KL}(\Sigma^{(j)}, \Sigma^{(1)})}{\log(N)}\right). \end{aligned}$$

H.2.1 Proof of Theorem 3.2

Similar to the construction in [Bunea et al. \(2020\)](#), set our collection of covariance matrices as follows: $K_1 = 3, m_p^{(1)} = m_p^{(2)} = m_p^{(3)} = \frac{p}{3}$ (equal row cluster size), $X = AZB^T + \Gamma$, where $\Gamma_{p \times q}$ has entries $\Gamma_{ij} \underset{iid}{\sim} N(0, \sigma_{(t)}^2)$ where $\sigma_{(t)}^2$ denotes the noise variance of elements in column cluster t . Note that for this construction, we assume the same noise variance within the same column cluster. In addition, we set

$$Z = \begin{bmatrix} Z_{11} & \dots & Z_{1K_2} \\ Z_{21} & \dots & Z_{2K_2} \\ Z_{31} & \dots & Z_{3K_2} \end{bmatrix} = \begin{bmatrix} Z_{\cdot 1} & \dots & Z_{\cdot K_2} \end{bmatrix}, \quad Z_{\cdot 1}, \dots, Z_{\cdot K_2} \underset{iid}{\sim} N(0, C(\epsilon)),$$

$$\text{where } C(\epsilon) = \begin{bmatrix} \epsilon & \epsilon - \epsilon^2 & -\epsilon \\ \epsilon - \epsilon^2 & \epsilon & \epsilon \\ -\epsilon & \epsilon & 2 \end{bmatrix}, \text{ and } A = \begin{bmatrix} 1 \\ \vdots \\ 1 \\ & 1 \\ & \vdots \\ & 1 \\ & & 1 \\ & & \vdots \\ & & 1 \end{bmatrix}_{p \times 3}, \quad B = \begin{bmatrix} 1 \\ \vdots \\ 1 \\ & 1 \\ & \vdots \\ & 1 \\ & & \vdots \\ & & 1 \\ & & \vdots \\ & & 1 \end{bmatrix}_{q \times K_2},$$

where $0 < \epsilon < 1$ is a quantity to be specified later. We will consider $N = (\frac{p}{3})^2 + 1$ many covariance matrices that are obtained by switching one of the rows in the first third of the rows in A and one of the rows in the second third of the rows in A (and also counting the original matrix A as well).

It follows that $\text{Var}(\text{vec}(Z)) = I_{K_2} \otimes C(\epsilon)$ and that

$$\begin{aligned}
\Sigma (\in \mathbb{R}^{pq \times pq}) &= \text{Var}(\text{vec}(X)) \\
&= (B \otimes A)(\text{Var}(\text{vec}(Z)))(B \otimes A)^T + \text{Var}(\text{vec}(\Gamma)) \\
&= (B \otimes A)(I_{K_2} \otimes C(\epsilon))(B \otimes A)^T + \text{Var}(\text{vec}(\Gamma)) \\
&= \{BB^T \otimes AC(\epsilon)A^T\} + \text{Var}(\text{vec}(\Gamma)) \\
&= \begin{bmatrix} \mathbf{1}_{m_q^{(1)}} \mathbf{1}_{m_q^{(1)}}^T \otimes AC(\epsilon)A^T & & \\ & \dots & \\ & & \mathbf{1}_{m_q^{(K_2)}} \mathbf{1}_{m_q^{(K_2)}}^T \otimes AC(\epsilon)A^T \end{bmatrix} \\
&\quad + \begin{bmatrix} \sigma_{(1)}^2 I_{pm_q^{(1)}} & & \\ & \dots & \\ & & \sigma_{(K_2)}^2 I_{pm_q^{(K_2)}} \end{bmatrix}.
\end{aligned}$$

So we can set $\tilde{\Sigma}^{(t)} = \{\mathbf{1}_{m_q^{(t)}} \mathbf{1}_{m_q^{(t)}}^T \otimes AC(\epsilon)A^T\} + \sigma_{(t)}^2 I_{pm_q^{(t)}}$ as one of the $(pm_q^{(t)} \times pm_q^{(t)})$ blocks in the block diagonal matrix $\Sigma \in \mathbb{R}^{pq \times pq}$.

Note that the Kullback-Leibler Divergence for n iid multivariate normal observations in \mathbb{R}^d with mean 0 is $KL(\Sigma', \Sigma) = \frac{n}{2} [\text{tr}(\Sigma^{-1}\Sigma' - I_d) - \log \det(\Sigma^{-1}\Sigma')]$, where Σ and Σ' are two covariance matrices constructed as above. Thus, since Σ is a block diagonal matrix with blocks $\tilde{\Sigma}^{(t)}$, we have the relationship $KL(\Sigma', \Sigma) = \sum_{t=1}^{K_2} KL(\tilde{\Sigma}^{(t)'}, \tilde{\Sigma}^{(t)})$, and it suffices to just calculate $KL(\tilde{\Sigma}^{(t)'}, \tilde{\Sigma}^{(t)})$ in order to calculate $KL(\Sigma', \Sigma)$.

Denote the eigenvalues and eigenvectors of $C(\epsilon)$ as $\lambda_1, \lambda_2, \lambda_3$ and u_1, u_2, u_3 , respectively. Also, define the $pm_q^{(t)} \times 1$ vector $v_k^{(t)}$ as $v_k^{(t)} = \frac{1}{\sqrt{m_p m_q^{(t)}}} (\mathbf{1}_{m_q^{(t)}} \otimes Au_k)$.

$$\tilde{\Sigma}^{(t)} = \{\mathbf{1}_{m_q^{(t)}} \mathbf{1}_{m_q^{(t)}}^T \otimes AC(\epsilon)A^T\} + \sigma_{(t)}^2 I_{pm_q^{(t)}} = \sigma_{(t)}^2 \left[\sum_{k=1}^2 \frac{\lambda_k m_p m_q^{(t)}}{\sigma_{(t)}^2} \cdot v_k^{(t)} v_k^{(t)T} + I_{pm_q^{(t)}} \right],$$

where we note that $\lambda_3 = 0$. Therefore,

$$(\tilde{\Sigma}^{(t)})^{-1} = \frac{1}{\sigma_{(t)}^2} \left[\left(- \sum_{k=1}^2 \frac{\lambda_k m_p m_q^{(t)}}{\lambda_k m_p m_q^{(t)} + \sigma_{(t)}^2} \cdot v_k^{(t)} v_k^{(t)T} \right) + I_{pm_q^{(t)}} \right].$$

Let $Q_{p \times p}$ denote a $p \times p$ perturbation matrix switching one row in the first third of the rows in A and one row in the second third of the rows in A . Define $\tilde{Q}^{(t)} = I_{m_q^{(t)}} \otimes Q_{p \times p}$. Then

$\tilde{Q}^{(t)}(\tilde{Q}^{(t)})^T = I_{pm_q^{(t)}}$ holds. Now, set $\tilde{Q}^{(t)}v_k^{(t)} = v_k^{(t)} + \Delta_k^{(t)}$. It follows that

$$\Delta_k^{(t)} = \frac{1}{\sqrt{m_p m_q^{(t)}}} \cdot (1_{m_q^{(t)}} \otimes \begin{bmatrix} (u_k)_2 - (u_k)_1 \\ 0 \\ \vdots \\ 0 \\ (u_k)_1 - (u_k)_2 \\ 0 \\ \vdots \\ 0 \\ 0 \\ \vdots \\ 0 \end{bmatrix}_{p \times 1}).$$

Then we can calculate $\tilde{\Sigma}^{(t)'} - \tilde{\Sigma}^{(t)}$:

$$\begin{aligned} \tilde{\Sigma}^{(t)'} - \tilde{\Sigma}^{(t)} &= \tilde{Q}^{(t)}\tilde{\Sigma}^{(t)}\tilde{Q}^{(t)T} - \tilde{\Sigma}^{(t)} \\ &= \tilde{Q}^{(t)} \left(\sigma_{(t)}^2 \left[\sum_{k=1}^2 \frac{\lambda_k m_p m_q^{(t)}}{\sigma_{(t)}^2} \cdot v_k^{(t)} v_k^{(t)T} + I_{pm_q^{(t)}} \right] \right) \tilde{Q}^{(t)T} \\ &\quad - \sigma_{(t)}^2 \left[\sum_{k=1}^2 \frac{\lambda_k m_p m_q^{(t)}}{\sigma_{(t)}^2} \cdot v_k^{(t)} v_k^{(t)T} + I_{pm_q^{(t)}} \right] \\ &= \sigma_{(t)}^2 \left[\left\{ \sum_{k=1}^2 \frac{\lambda_k m_p m_q^{(t)}}{\sigma_{(t)}^2} (\tilde{Q}^{(t)}v_k^{(t)} v_k^{(t)T} \tilde{Q}^{(t)T} - v_k^{(t)} v_k^{(t)T}) \right\} + \tilde{Q}^{(t)}\tilde{Q}^{(t)T} - I_{pm_q^{(t)}} \right] \\ &= \sum_{k=1}^2 \lambda_k m_p m_q^{(t)} (\tilde{Q}^{(t)}v_k^{(t)} v_k^{(t)T} \tilde{Q}^{(t)T} - v_k^{(t)} v_k^{(t)T}) \\ &= \lambda_2 m_p m_q^{(t)} (v_2^{(t)} \Delta_2^{(t)T} + \Delta_2^{(t)} v_2^{(t)T} + \Delta_2^{(t)} \Delta_2^{(t)T}), \end{aligned}$$

where the last equality holds because $\Delta_1 = 0$. Now we compute $(\tilde{\Sigma}^{(t)})^{-1}\tilde{\Sigma}^{(t)'}$ in the following

way:

$$\begin{aligned}
& (\tilde{\Sigma}^{(t)})^{-1} \tilde{\Sigma}^{(t)'} \\
&= I + (\tilde{\Sigma}^{(t)})^{-1} (\tilde{\Sigma}^{(t)'} - \tilde{\Sigma}^{(t)}) \\
&= I + \frac{1}{\sigma_{(t)}^2} \left[\left(- \sum_{k=1}^2 \frac{\lambda_k m_p m_q^{(t)}}{\lambda_k m_p m_q^{(t)} + \sigma_{(t)}^2} \cdot v_k^{(t)} v_k^{(t)T} \right) + I_{pm_q^{(t)}} \right] \left[\lambda_2 m_p m_q^{(t)} (v_2^{(t)} \Delta_2^{(t)T} + \Delta_2^{(t)} v_2^{(t)T} + \Delta_2^{(t)} \Delta_2^{(t)T}) \right] \\
&= I + \frac{\lambda_2 m_p m_q^{(t)}}{\sigma_{(t)}^2} \left[\left(I - \frac{\lambda_2 m_p m_q^{(t)}}{\lambda_2 m_p m_q^{(t)} + \sigma_{(t)}^2} v_2^{(t)} v_2^{(t)T} \right) (v_2^{(t)} \Delta_2^{(t)T} + \Delta_2^{(t)} v_2^{(t)T} + \Delta_2^{(t)} \Delta_2^{(t)T}) \right] \\
&= I + \frac{\lambda_2 m_p m_q^{(t)}}{\sigma_{(t)}^2} F^{(t)},
\end{aligned}$$

where the second to third line holds because $v_1^{(t)} v_1^{(t)T} \Delta_2^{(t)} = v_1^{(t)} v_1^{(t)T} v_2^{(t)} = 0$ and the last line holds from

$$\begin{aligned}
F^{(t)} &= \left(I - \frac{\lambda_2 m_p m_q^{(t)}}{\lambda_2 m_p m_q^{(t)} + \sigma_{(t)}^2} v_2^{(t)} v_2^{(t)T} \right) (v_2^{(t)} \Delta_2^{(t)T} + \Delta_2^{(t)} v_2^{(t)T} + \Delta_2^{(t)} \Delta_2^{(t)T}) \\
&= \left(I - \tilde{\rho}^{(t)} v_2^{(t)} v_2^{(t)T} \right) (v_2^{(t)} \Delta_2^{(t)T} + \Delta_2^{(t)} v_2^{(t)T} + \Delta_2^{(t)} \Delta_2^{(t)T}) \\
&= v_2^{(t)} \Delta_2^{(t)T} (1 - \tilde{\rho}^{(t)} (1 + s^{(t)})) + \Delta_2^{(t)} v_2^{(t)T} + \Delta_2^{(t)} \Delta_2^{(t)T} - \tilde{\rho}^{(t)} s^{(t)} v_2^{(t)} v_2^{(t)T},
\end{aligned}$$

where $\tilde{\rho}^{(t)} = \frac{\lambda_2 m_p m_q^{(t)}}{\lambda_2 m_p m_q^{(t)} + \sigma_{(t)}^2}$ and $s^{(t)} = \Delta_2^{(t)T} v_2^{(t)}$. Note that the two non-zero eigenvalues of $F^{(t)}$, which are $\mu_1^{(t)}$, and $\mu_2^{(t)}$, satisfy $\mu_1^{(t)} + \mu_2^{(t)} = -\tilde{\rho}^{(t)} s^{(t)} (2 + s^{(t)})$ and $\mu_1^{(t)} \mu_2^{(t)} = (1 - \tilde{\rho}^{(t)}) s^{(t)} (2 + s^{(t)})$. Using these facts, we can finally calculate the KL divergence

$$\begin{aligned}
KL(\tilde{\Sigma}^{(t)'}, \tilde{\Sigma}^{(t)}) &= \frac{n}{2} \left[\text{tr} \left((\tilde{\Sigma}^{(t)})^{-1} \tilde{\Sigma}^{(t)'} - I_{pm_q^{(t)}} \right) - \log \det \left((\tilde{\Sigma}^{(t)})^{-1} \tilde{\Sigma}^{(t)'} \right) \right] \\
&= \frac{n}{2} \left[\text{tr} \left(\frac{\lambda_2 m_p m_q^{(t)}}{\sigma_{(t)}^2} F^{(t)} \right) - \log \det \left(I_{pm_q^{(t)}} + \frac{\lambda_2 m_p m_q^{(t)}}{\sigma_{(t)}^2} F^{(t)} \right) \right] \\
&= \frac{n}{2} \left[\frac{\lambda_2 m_p m_q^{(t)}}{\sigma_{(t)}^2} (-\tilde{\rho}^{(t)} s^{(t)} (2 + s^{(t)})) \right. \\
&\quad \left. - \log \left\{ 1 + \frac{\lambda_2 m_p m_q^{(t)}}{\sigma_{(t)}^2} (-\tilde{\rho}^{(t)} s^{(t)} (2 + s^{(t)})) + \left(\frac{\lambda_2 m_p m_q^{(t)}}{\sigma_{(t)}^2} \right)^2 (1 - \tilde{\rho}^{(t)}) s^{(t)} (2 + s^{(t)}) \right\} \right] \\
&= \frac{n}{2} \left[\frac{\lambda_2 m_p m_q^{(t)}}{\sigma_{(t)}^2} (-\tilde{\rho}^{(t)} s^{(t)} (2 + s^{(t)})) \right],
\end{aligned}$$

where the last equality holds because $(1 - \tilde{\rho}^{(t)}) \cdot \frac{\lambda_2 m_p m_q^{(t)}}{\sigma_{(t)}^2} = \tilde{\rho}^{(t)}$. Now, plugging in $s^{(t)} = -\frac{2\epsilon^2}{m_p(2+\epsilon^2)}$, we get:

$$KL(\tilde{\Sigma}^{(t)'}, \tilde{\Sigma}^{(t)}) = 2n\tilde{\rho}^{(t)} \cdot \frac{m_q^{(t)} \lambda_2}{\sigma_{(t)}^2} \frac{\epsilon^2}{2 + \epsilon^2} \left(1 - \frac{\epsilon^2}{m_p(2 + \epsilon^2)} \right) \leq 2n\epsilon^2 \frac{m_q^{(t)}}{\sigma_{(t)}^2},$$

where we use the fact that $\lambda_2 = 2 + \epsilon^2$. Thus,

$$KL(\Sigma', \Sigma) \leq 2n\epsilon^2 \sum_{t=1}^{K_2} \frac{m_q^{(t)}}{\sigma_{(t)}^2}. \quad (\text{H.7})$$

In the following, we will show an lower bound for the rate of $\frac{\text{MCOD}(\Sigma_p, W_O)}{\|X\|_{W_O}}$. We will first compute $\text{MCOD}(\Sigma_p, W_O)$,

$$\begin{aligned} \text{COD}_{\Sigma_p, W_O}(u, v) &= \max_{w \neq u, v} \frac{1}{K_2} \left| \left[A\mathbb{E}(ZZ^T)A^T + \mathbb{E}(\Gamma B(B^T B)^{-2}B^T \Gamma^T) \right]_{uw} \right. \\ &\quad \left. - \left[A\mathbb{E}(ZZ^T)A^T + \mathbb{E}(\Gamma B(B^T B)^{-2}B^T \Gamma^T) \right]_{vw} \right| \\ &= \max_{w \neq u, v} \frac{1}{K_2} \left| \left[A\mathbb{E}(ZZ^T)A^T \right]_{uw} - \left[A\mathbb{E}(ZZ^T)A^T \right]_{vw} \right| \\ &\quad \left(\mathbb{E}(\Gamma B(B^T B)^{-2}B^T \Gamma^T) \text{ is diagonal} \right) \\ &= \max_{w \neq u, v} \frac{1}{K_2} \left| \sum_{t=1}^{K_2} \mathbb{E}\{(Z_{r(u)t} - Z_{r(v)t})Z_{r(w)t}\} \right| \\ &= \max_{w \neq u, v} \left| \mathbb{E}\{(Z_{r(u)1} - Z_{r(v)1})Z_{r(w)1}\} \right|. \end{aligned}$$

and from the definition of $C(\epsilon)$, it is apparent that the minimum of the maximum difference between rows is 2ϵ , that is

$$\text{MCOD}(\Sigma_p, W_O) = 2\epsilon. \quad (\text{H.8})$$

Let us choose

$$\epsilon = \sqrt{\left(\frac{\log(\frac{p}{3})}{n} \right) \cdot \left(\frac{1}{\sum_{t=1}^{K_2} \frac{m_q^{(t)}}{\sigma_{(t)}^2}} \right) \cdot \left(\frac{2e}{2e+1} \right)}. \quad (\text{H.9})$$

The choice of ϵ will be explained later.

Furthermore, we can show that

$$\|X\|_{p, W_O} = \frac{1}{\sqrt{K_2}} \cdot \sqrt{4K_2 + \sum_{t=1}^{K_2} \left[\frac{4\sigma_{(t)}^2}{|[t]|} + \frac{\sigma_{(t)}^4}{|[t]|^2} \right]}.$$

So, getting rid of the term $\frac{4\sigma_{(t)}^2}{|[t]|}$, and using ϵ in (H.9) and $m_q^{(t)} = \frac{q}{K_2}$, $\sigma_{(t)} = \sigma = O(\sqrt{\frac{q}{K_2}})$, we

get the following inequalities:

$$\begin{aligned}
\frac{\text{MCOD}(\Sigma_{p,W_O})}{\|X\|_{p,W_O}} &= \frac{2\epsilon}{\frac{1}{\sqrt{K_2}} \cdot \sqrt{4K_2 + \sum_{t=1}^{K_2} \left[\frac{4\sigma_{(t)}^2}{|[t]|} + \frac{\sigma_{(t)}^4}{|[t]|^2} \right]}} \\
&= \frac{2 \sqrt{\left(\frac{\log(\frac{p}{3})}{n} \right) \cdot \left(\frac{1}{\sum_{t=1}^{K_2} \frac{m_q^{(t)}}{\sigma_{(t)}^2}} \right) \cdot \left(\frac{2e}{2e+1} \right)}}{\frac{1}{\sqrt{K_2}} \cdot \sqrt{4K_2 + \sum_{t=1}^{K_2} \left[\frac{4\sigma_{(t)}^2}{|[t]|} + \frac{\sigma_{(t)}^4}{|[t]|^2} \right]}} \\
&= c \cdot \sqrt{\frac{\log p}{n}} \cdot \frac{1}{\sqrt{4 \sum_{t=1}^{K_2} \frac{q}{K_2 \sigma^2} + \left(\sum_{t=1}^{K_2} \frac{q}{K_2 \sigma^2} \right) \left(\sum_{t=1}^{K_2} \left[\frac{4\sigma^2}{q} + \frac{K_2 \sigma^4}{q^2} \right] \right)}} \\
&= c \cdot \sqrt{\frac{\log p}{n}} \cdot \frac{1}{\sqrt{\frac{4q}{\sigma^2} + \left(\frac{q}{\sigma^2} \right) \left(\frac{4K_2 \sigma^2}{q} + \frac{K_2^2 \sigma^4}{q^2} \right)}} \\
&\geq c \cdot \sqrt{\frac{\log p}{n}} \cdot \frac{1}{\sqrt{3} \sqrt{\frac{4q}{\sigma^2}} \sqrt{4K_2} \sqrt{\frac{\sigma^2 K_2^2}{q}}} \\
&= c'' \cdot \sqrt{\frac{\log p}{n K_2}}
\end{aligned}$$

where for our construction we use the noise variance setting of $\sigma = O(\sqrt{m_q}) = O\left(\sqrt{\frac{q}{K_2}}\right)$ in the last equality. This ensures that the lower bound is as tight as possible. This implies that our constructed Σ belongs to the parameter space $M_O(p, q, K_1, K_2, \eta)$ for some η s.t. $\eta \leq c'' \sqrt{\frac{\log p}{n K_2}}$.

Finally, we are ready to invoke Lemma H.2. Recall that $KL(\Sigma', \Sigma)$ is upper bounded in (H.7). Since we choose ϵ in (H.9), we obtain

$$1 - \frac{KL(\Sigma', \Sigma)}{\log[(p/3)^2]} \geq 1 - \frac{2n\epsilon^2 \sum_{t=1}^{K_2} \frac{m_q^{(t)}}{\sigma_{(t)}^2}}{\log[(p/3)^2]} = \frac{1}{2e+1}.$$

As a result, Lemma H.2 implies

$$\sup_{\Sigma \in M_I(p, q, K_1, K_2, \eta)} \mathbb{P}_{\Sigma}(\widehat{\mathcal{G}} \neq \mathcal{G}^*) \geq \frac{1}{2e+1},$$

for any $\widehat{\mathcal{G}}$, which completes the proof of Theorem 3.2.

H.2.2 Proof for Theorem E.1 (Minimax Lower Bound with a Perturbed \bar{B})

Proof. To study the lower bound over $M_{\bar{W}}$, we follow the same construction as in the proof for Theorem 3.2. We emphasize that all the parts leading up to calculating the KL - divergence

is the same regardless of the value of \bar{B} as the KL-divergence is related to the model on the population level. Since the true column clustering structure B does not change, the derivations up to this point remain unchanged. The part that does indeed change is the calculation of $\frac{\text{MCOD}(\Sigma_{p,\bar{W}})}{\|X\|_{\bar{W}}}$ as both the MCOd value and $\|X\|_{\bar{W}}$ depend on \bar{B} . We can show that

$$\begin{aligned}\Sigma_{p,\bar{W}} &= \mathbb{E}(X\bar{W}X^T) = \mathbb{E}\left[(AZB^T + \Gamma)\bar{W}(BZ^T A^T + \Gamma^T)\right] \\ &= \mathbb{E}(AZB^T\bar{W}BZ^T A^T) + \mathbb{E}(\Gamma\bar{W}\Gamma^T) \\ &= \frac{1}{s}\mathbb{E}\left[AZB^T\bar{B}(\bar{B}^T\bar{B})^{-2}\bar{B}^T Z^T A^T\right] + \mathbb{E}(\Gamma\bar{W}\Gamma^T) \\ &= \frac{1}{s}\mathbb{E}(AZGG^T Z^T A^T) + \mathbb{E}(\Gamma\bar{W}\Gamma^T),\end{aligned}$$

where $G = B^T\bar{B}(\bar{B}^T\bar{B})^{-1}$. Thus

$$\begin{aligned}\text{COD}_{\Sigma_{p,\bar{W}}}(u, v) &= \max_{w \neq u, v} \left| (\Sigma_{p,\bar{W}})_{uw} - (\Sigma_{p,\bar{W}})_{vw} \right| \\ &= \frac{1}{s} \max_{s \neq u, v} \left| \mathbb{E} \left\{ \sum_{t_1, t_2}^{K_2} Z_{r(u)t_1} Z_{r(w)t_2} (GG^T)_{t_1 t_2} - Z_{r(v)t_1} Z_{r(w)t_2} (GG^T)_{t_1 t_2} \right\} \right| \\ &\quad \text{since } \mathbb{E}(\Gamma\widehat{W}\Gamma^T) \text{ is diagonal} \\ &= \frac{1}{s} \max_{s \neq u, v} \left| \sum_{t_1, t_2}^{K_2} (GG^T)_{t_1 t_2} \cdot \mathbb{E} \left\{ Z_{r(u)t_1} Z_{r(w)t_2} - Z_{r(v)t_1} Z_{r(w)t_2} \right\} \right| \\ &= \frac{1}{s} \max_{s \neq u, v} \left| \sum_{t=1}^{K_2} (GG^T)_{tt} \cdot \mathbb{E} \left\{ Z_{r(u)t} Z_{r(w)t} - Z_{r(v)t} Z_{r(w)t} \right\} \right| \\ &\quad \text{since in our construction, } Z_{\cdot 1}, Z_{\cdot 2}, Z_{\cdot 3} \text{ are i.i.d.} \\ &= \frac{1}{s} \max_{s \neq u, v} \left| \sum_{t=1}^{K_2} (GG^T)_{tt} \cdot \mathbb{E} \left\{ Z_{r(u)1} Z_{r(w)1} - Z_{r(v)1} Z_{r(w)1} \right\} \right| \\ &= \frac{1}{s} \max_{s \neq u, v} \left| \|G\|_F^2 \cdot \mathbb{E} \left\{ Z_{r(u)1} Z_{r(w)1} - Z_{r(v)1} Z_{r(w)1} \right\} \right|.\end{aligned}$$

Thus, we have

$$\text{MCOD}(\Sigma_{p,\bar{W}}) = \frac{1}{s} \cdot \|G\|_F^2 \cdot 2\epsilon$$

where the ϵ is from our construction. Note that all of the entries of G are non-negative and all the column sums are 1. Thus, every entry in G is ≤ 1 , and the entries in G add up to s . We can conclude that $\|G\|_F^2 \leq s$. Thus, $\frac{1}{s}\|G\|_F^2 \leq 1$. It is apparent that the MCOd value potentially decreases with a weight \bar{W} with an incorrect estimated column cluster structure. When $\bar{B} = B$, then $G = I_{K_2}$ and $s = K_2$, and the MCOd value reduces to 2ϵ . Also, when $\bar{B} = I_q$, then $G = B^T$, $s = q$, and the MCOd value reduces to 2ϵ as well. It appears that these two are the exception, as in other cases, the MCOd value becomes strictly smaller

than 2ϵ . For example, when $\bar{B} = \mathbf{1}_q$ (when we put all the columns in the same column cluster) we have $s = 1$, $G = \frac{1}{K_2} \cdot \mathbf{1}_{K_2}$ and $\frac{1}{s} \|G\|_F^2 = \frac{1}{K_2}$ which is strictly smaller than 1. The MCOB value becomes $\frac{2\epsilon}{K_2}$.

Now let's look at $\|X\|_{\bar{W}}$:

$$\begin{aligned}
\|X\|_{\bar{W}} &= \sqrt{K_2} \cdot \max_a \left\| \text{Var}(X_a \cdot \hat{L}) \right\|_F \\
&= \sqrt{K_2} \cdot \max_a \left\| \text{Var}(Z_{r(a)} \cdot B^T \hat{L}) + \text{Var}(\Gamma_a \cdot \hat{L}) \right\|_F \\
&= \sqrt{K_2} \cdot \max_a \left\| \hat{L}^T B \mathbb{E}(Z_{r(a)}^T Z_{r(a)}) B^T \hat{L} + \text{Var}(\Gamma_a \cdot \hat{L}) \right\|_F \\
&= \sqrt{K_2} \cdot \max_a \left\| \hat{L}^T B \mathbb{E}(Z_{r(a)1}^2) \cdot I_{K_2} B^T \hat{L} + \text{Var}(\Gamma_a \cdot \hat{L}) \right\|_F \\
&\quad \text{since in our construction, } Z_{.1}, Z_{.2}, Z_{.3} \text{ are i.i.d.} \\
&= \sqrt{K_2} \cdot \max_a \left\| \mathbb{E}(Z_{r(a)1}^2) \cdot \frac{1}{s} G^T G + \text{Var}(\Gamma_a \cdot \hat{L}) \right\|_F \\
&\quad \text{since } \hat{L} = \frac{1}{\sqrt{s}} \bar{B} (\bar{B}^T \bar{B})^{-1} \text{ and } G = \sqrt{s} B^T \hat{L} \\
&= \sqrt{K_2} \cdot \max_a \left\| \frac{2}{s} G^T G + \text{Var}(\Gamma_a \cdot \hat{L}) \right\|_F \\
&\quad \text{since all the entries in } \frac{1}{s} G^T G \text{ and } \text{Var}(\Gamma_a \cdot \hat{L}) \text{ are nonnegative} \\
&\quad \text{(we can take the maximum diagonal value in } C(\epsilon)\text{.)} \\
&\leq \frac{\sqrt{K_2}}{s} \cdot \max_a \sqrt{8 \|G^T G\|_F^2 + 2 \sum_{r=1}^s \left(\frac{\sum_{j \in \widehat{[r]}} \sigma_{aj}^2}{|\widehat{[r]}|^2} \right)^2} \\
&\quad \text{where } \widehat{[r]} \text{ denotes the } r\text{-th estimated column cluster and } \sigma_{aj}^2 = \text{Var}(\Gamma_{aj}) \\
&= \frac{\sqrt{K_2}}{s} \cdot \sqrt{8 \|G^T G\|_F^2 + \left(\frac{q}{K_2} \right)^2 \cdot 2 \sum_{r=1}^s \frac{1}{|\widehat{[r]}|^2}} \\
&\quad \text{since we assume } \sigma_{aj}^2 = \sigma^2 = m_q = \frac{q}{K_2} \text{ in our construction} \\
&\leq c \cdot \frac{\sqrt{K_2}}{s} \cdot \sqrt{\|G^T G\|_F^2 + \left(\frac{q}{K_2} \right)^2 \cdot \frac{s}{\bar{m}_q^2}} \\
&\quad \text{where } \bar{m}_q^2 \text{ denotes the smallest estimated column cluster size}
\end{aligned}$$

Finally, we can derive the lower bound rate for $\frac{\text{MCOD}(\Sigma_{p,\bar{W}})}{\|X\|_{\bar{W}}}$:

$$\begin{aligned}
\frac{\text{MCOD}(\Sigma_{p,\bar{W}})}{\|X\|_{\bar{W}}} &\geq c' \cdot 2\epsilon \cdot \frac{\frac{1}{s}\|G\|_F^2}{\frac{\sqrt{K_2}}{s} \cdot \sqrt{\|G^T G\|_F^2 + \left(\frac{q}{K_2}\right)^2 \cdot \frac{s}{\bar{m}_q^2}}} \\
&= c'' \cdot \sqrt{\frac{\log p}{nK_2}} \cdot \frac{\|G\|_F^2}{\sqrt{\|G^T G\|_F^2 + \left(\frac{q}{K_2}\right)^2 \cdot \frac{s}{\bar{m}_q^2}}} \cdot \frac{1}{\sqrt{\sum_{t=1}^{K_2} \frac{m_q^{(t)}}{\sigma_{(t)}^2}}} \\
&= c'' \cdot \sqrt{\frac{\log p}{nK_2}} \cdot \frac{\|G\|_F^2}{\sqrt{K_2} \cdot \sqrt{\|G^T G\|_F^2 + \left(\frac{q}{K_2}\right)^2 \cdot \frac{s}{\bar{m}_q^2}}}.
\end{aligned}$$

since we assume $m_q^{(t)} = m_q = \sigma^2 = \sigma_{(t)}^2$ in our construction.

This completes the proof of the lower bound. \square

H.2.3 Proof of Theorem F.2 (Joint Lower Bound)

Proof. The extension from considering just one direction (either the rows or columns) is quite trivial.

$$\begin{aligned}
\mathbb{P}_\Sigma\left(\left(\widehat{\mathcal{G}}^{(r)}, \widehat{\mathcal{G}}^{(c)}\right) \neq \left(\mathcal{G}^{(r)}, \mathcal{G}^{(c)}\right)\right) &= \mathbb{P}_\Sigma\left(\{\widehat{\mathcal{G}}^{(r)} \neq \mathcal{G}^{(r)}\} \cup \{\widehat{\mathcal{G}}^{(c)} \neq \mathcal{G}^{(c)}\}\right) \\
&= \mathbb{P}_\Sigma\left(\widehat{\mathcal{G}}^{(r)} \neq \mathcal{G}^{(r)}\right) + \mathbb{P}_\Sigma\left(\widehat{\mathcal{G}}^{(c)} \neq \mathcal{G}^{(c)}\right) \\
&\quad - \mathbb{P}_\Sigma\left(\{\widehat{\mathcal{G}}^{(r)} \neq \mathcal{G}^{(r)}\} \cap \{\widehat{\mathcal{G}}^{(c)} \neq \mathcal{G}^{(c)}\}\right) \\
&\geq \mathbb{P}_\Sigma\left(\widehat{\mathcal{G}}^{(r)} \neq \mathcal{G}^{(r)}\right) \\
&\geq \frac{1}{7},
\end{aligned}$$

where the last line holds from the minimax lower bound construction for Theorem 3.2. The only thing left to check for the proof is that the constructed Σ in the previous minimax lower bound proof is actually an element of **both** parameter spaces - $M_{O,(r)}$ and $M_{O,(c)}$ - so that the supremum logic is valid. We will show that the Σ constructed in the minimax lower bound proof for the row clusters also satisfies $\text{MCOD}(\Sigma_{q,W_{O,(c)}})/\|X\|_{W_{O,(c)}} \geq \eta_{(c)}$ for

$\eta_{(c)} \asymp \sqrt{\frac{\log q}{nK_1}}$. We have

$$\begin{aligned}\Sigma_{q,W_{O,(c)}} &= \mathbb{E}(X^T W_{O,(c)} X) = \mathbb{E}\left[(BZ^T A^T W_{O,(c)} A Z B^T) + (\Gamma^T W_{O,(c)} \Gamma)\right] \\ &= \mathbb{E}\left[(BZ^T A^T A (A^T A)^{-2} A^T A Z B^T) / K_1 + \Gamma^T W_{O,(c)} \Gamma\right] \\ &= \frac{1}{K_1} \mathbb{E}(BZ^T Z B^T) + \mathbb{E}(\Gamma^T W_{O,(c)} \Gamma)\end{aligned}$$

$$\begin{aligned}\text{COD}_{\Sigma_{q,W_{O,(c)}}}(u, v) &= \max_{w \neq u, v} \left| \left[\Sigma_{q,W_{O,(c)}} \right]_{uw} - \left[\Sigma_{q,W_{O,(c)}} \right]_{vw} \right| \\ &= \max_{w \neq u, v} \left| \frac{1}{K_1} \left[B \mathbb{E}(Z^T Z) B^T \right]_{uw} - \frac{1}{K_1} \left[B \mathbb{E}(Z^T Z) B^T \right]_{vw} \right| \\ &= \frac{1}{K_1} \max_{w \neq u, v} \left| \mathbb{E} \left(Z_{\cdot c(u)}^T Z_{\cdot c(w)} - Z_{\cdot c(v)}^T Z_{\cdot c(w)} \right) \right| \\ &= \frac{1}{K_1} \max_{w \neq u, v} \left| \sum_{t=1}^{K_1} \mathbb{E} \left(Z_{t,c(u)} Z_{t,c(w)} - Z_{t,c(v)} Z_{t,c(w)} \right) \right| \\ &= \begin{cases} \frac{1}{K_1} \max_{1 \leq u \leq q} \left| \sum_{t=1}^{K_1} \mathbb{E}(Z_{t,c(u)}^2) \right| & (\text{If } u \not\sim_{\mathcal{G}} v) \\ 0 & (\text{If } u \sim_{\mathcal{G}} v) \end{cases}\end{aligned}$$

(Note the columns of Z are independent in our construction.)

$$= \begin{cases} \frac{1}{K_1} \left| \sum_{t=1}^{K_1} \mathbb{E}(Z_{t,1}^2) \right| & (\text{If } u \not\sim_{\mathcal{G}} v) \\ 0 & (\text{If } u \sim_{\mathcal{G}} v) \end{cases}$$

(Again, from column independence of Z in our construction.)

$$\begin{aligned}\text{MCOD}(\Sigma_{q,W_{O,(c)}}) &= \min_{\substack{u \not\sim v \\ \mathcal{G}}} \text{COD}_{\Sigma_{q,W_{O,(c)}}}(u, v) \\ &= \frac{1}{K_1} \left| \sum_{t=1}^{K_1} \mathbb{E}(Z_{t,1}^2) \right| \\ &= \frac{2\epsilon + 2}{3} \quad (\text{From our construction with } C(\epsilon).) \\ &\geq \frac{2}{3}\end{aligned}$$

$$\begin{aligned}\|X\|_{W_{O,(c)}} &= \sqrt{K_1} \cdot \max_{1 \leq b \leq q} \left\| L_{(c)}^T \text{Var}(X_{\cdot b}) L_{(c)} \right\|_F \\ &= \sqrt{K_1} \cdot \max_{1 \leq b \leq q} \left\| \text{Var}(L_{(c)}^T X_{\cdot b}) \right\|_F\end{aligned}$$

$$\begin{aligned}
&= \sqrt{K_1} \cdot \max_{1 \leq b \leq q} \left\| \text{Var}\left(\frac{1}{\sqrt{K_1}} Z_{\cdot c(b)}\right) + \text{Var}(L_{(c)}^T \Gamma_{\cdot b}) \right\|_F \\
&= \sqrt{K_1} \cdot \max_{1 \leq b \leq q} \left\| \frac{1}{K_1} \mathbb{E}(Z_{\cdot c(b)} Z_{\cdot c(b)}^T) + \text{Var}(L_{(c)}^T \Gamma_{\cdot b}) \right\|_F \\
&= \sqrt{K_1} \left\| \frac{1}{K_1} C(\epsilon) + \frac{\sigma^2}{p} I_{K_1} \right\|_F \\
&= \sqrt{K_1} \cdot \left\| \begin{bmatrix} \frac{\epsilon}{K_1} + \frac{\sigma^2}{p} & \frac{\epsilon - \epsilon^2}{K_1} & -\frac{\epsilon}{K_1} \\ \frac{\epsilon - \epsilon^2}{K_1} & \frac{\epsilon}{K_1} + \frac{\sigma^2}{p} & \frac{\epsilon}{K_1} \\ -\frac{\epsilon}{K_1} & \frac{\epsilon}{K_1} & \frac{2}{K_1} + \frac{\sigma^2}{p} \end{bmatrix} \right\|_F \\
&\leq \sqrt{K_1} \cdot \sqrt{4 \cdot \left(\frac{2}{K_1}\right)^2 \cdot K_1^2} \\
&= 4\sqrt{K_1} \\
\frac{\text{MCOD}(\Sigma_{q, W_{O,(c)}})}{\|X\|_{W_{O,(c)}}} &\geq c \cdot \frac{(2/3)}{\sqrt{K_1}} = c' \cdot \sqrt{\frac{1}{K_1}} \\
&\gg \sqrt{\frac{\log q}{nK_1}} \quad \text{since } \log q = o(n).
\end{aligned}$$

We have shown that the Σ constructed for the minimax lower bound proof for the **rows** is also an element of $M_{O,(c)}$. The same argument can be made symmetrically to show that the Σ constructed for the minimax lower bound proof for the **columns** is also an element of $M_{O,(r)}$. Thus, the proof for joint minimax optimality is complete. \square

H.3 Proofs for the Matrix Normal Model

H.3.1 Proof of Proposition 4.1

Proof. For any rows w, x of Σ_{p, W_O} , without loss of generality, we can assume they belong to clusters i, h . Then

$$\begin{aligned}
\text{COD}_{\Sigma_{p, W_O}}(w, x) &= \max_{1 \leq c \leq K_1} \frac{1}{K_2} \left| \sum_{l=1}^{K_2} \mathbb{E}\{(Z_{il} - Z_{hl})Z_{cl}\} \right| \\
&= \max_{1 \leq c \leq K_1} \frac{1}{K_2} \left| \sum_{l=1}^{K_2} (U_{ic} - U_{hc})V_{il} \right| \\
&= \max_{1 \leq c \leq K_1} \frac{1}{K_2} |U_{ic} - U_{hc}| \left| \sum_{l=1}^{K_2} V_{il} \right| \\
&= \max_{1 \leq c \leq K_1} \frac{1}{K_2} |U_{ic} - U_{hc}| \text{tr}(V).
\end{aligned}$$

Looking at the cluster separation condition first, we need this COD value to be greater than $c_0 \eta \cdot \|X\|_{W_O} = c_0 \cdot c_1 \sqrt{\frac{\log p}{nK_2}} \cdot \|X\|_{W_O}$ for all w, x (where c_1 is a universal constant

and c_0 is an arbitrary constant ≥ 4). We know that $\|X\|_{W_O} \leq \frac{1}{\sqrt{K_2}} \max_a \|\text{Var}(Z_{r(a)})\|_F + \sqrt{K_2} \max_a \|\text{Var}(\Gamma_a.L)\|_F$ from the definition of $\|X\|_{W_O}$. In the matrix normal setting, we have

$$\text{Var}(Z_{r(a)}) = \begin{bmatrix} U_{r(a)r(a)} \cdot V_{11} & U_{r(a)r(a)} \cdot V_{12} & \dots & \dots \\ U_{r(a)r(a)} \cdot V_{21} & U_{r(a)r(a)} \cdot V_{22} & \dots & \dots \\ \vdots & \vdots & & \end{bmatrix} = U_{r(a)r(a)} \cdot V$$

and so, $\|\text{Var}(Z_{r(a)})\|_F = U_{r(a)r(a)} \cdot \|V\|_F$ and we have

$$\max_a \|\text{Var}(Z_{r(a)})\|_F = \|\text{diag}(U)\|_{\max} \cdot \|V\|_F \leq \|\text{diag}(U)\|_{\max} K_2^{1/2} C_{\max}.$$

It is also easily shown that

$$\max_a \|\text{Var}(\Gamma_a.L)\|_F = \max_a \frac{1}{K_2} \sqrt{\sum_{t=1}^{K_2} \frac{(\sum_{j \in [t]} \sigma_{aj}^2)^2}{|[t]|^4}} = C_K^{1/2} / K_2^{1/2}.$$

Rearranging with algebra gives us the cluster separation condition.

Now, let's consider the stability condition. Again, we need only consider rows in different row clusters when looking at the MCOB value. That is why we assume $i \neq h$. Now for $\text{MCOB}(\Sigma_{p, \widehat{W}_O})$, we would need to look at the following equivalent expressions:

$$\begin{aligned} \text{COD}_{\Sigma_{p, \widehat{W}_O}}(w, x) &= \max_{1 \leq c \leq K_1} \frac{1}{s} \left| \mathbb{E} \left(\sum_{l=1}^{K_2} (Z_{il} - Z_{hl}) Z_{cl} \left(\sum_{j=1}^s \frac{|G_l \cap \widehat{G}_j|^2}{|\widehat{G}_j|^2} \right) \middle| \widehat{B} \right) \right. \\ &\quad \left. + \mathbb{E} \left(\sum_{l' \neq l''}^{K_2} (Z_{il'} - Z_{hl'}) Z_{cl''} \left(\sum_{j=1}^s \frac{|G_{l'} \cap \widehat{G}_j|}{|\widehat{G}_j|} \cdot \frac{|G_{l''} \cap \widehat{G}_j|}{|\widehat{G}_j|} \right) \middle| \widehat{B} \right) \right| \\ &= \max_{1 \leq c \leq K_1} \frac{1}{s} \left| \sum_{l=1}^{K_2} (U_{ic} - U_{hc}) V_{ll} \left(\sum_{j=1}^s \frac{|G_l \cap \widehat{G}_j|^2}{|\widehat{G}_j|^2} \right) \right. \\ &\quad \left. + \sum_{l' \neq l''}^{K_2} (U_{ic} - U_{hc}) V_{l'l''} \left(\sum_{j=1}^s \frac{|G_{l'} \cap \widehat{G}_j|}{|\widehat{G}_j|} \cdot \frac{|G_{l''} \cap \widehat{G}_j|}{|\widehat{G}_j|} \right) \right| \\ &= \max_{1 \leq c \leq K_1} \frac{1}{s} |U_{ic} - U_{hc}| \left| \sum_{l=1}^{K_2} V_{ll} \left(\sum_{j=1}^s \frac{|G_l \cap \widehat{G}_j|^2}{|\widehat{G}_j|^2} \right) \right. \\ &\quad \left. + \sum_{l' \neq l''}^{K_2} V_{l'l''} \left(\sum_{j=1}^s \frac{|G_{l'} \cap \widehat{G}_j|}{|\widehat{G}_j|} \cdot \frac{|G_{l''} \cap \widehat{G}_j|}{|\widehat{G}_j|} \right) \right| \\ &= \max_{1 \leq c \leq K_1} \frac{1}{s} |U_{ic} - U_{hc}| |\text{tr}(V^T \mathbb{G} \mathbb{G}^T)|, \end{aligned}$$

where for simplicity we drop the superscript (c) in G_l and \widehat{G}_j .

Note that both $\text{COD}_{\Sigma_{p, \widehat{W}_O}}(w, x)$ and $\text{COD}_{\Sigma_{p, W_O}}(w, x)$ are influenced by i and h ($i \neq h$) only through the common $|U_{ic} - U_{hc}|$ term, and so the (i, h) pair that gives the minimum of the two COD expressions is the same. Thus, the following holds:

$$\frac{\text{MCOD}(\Sigma_{p, \widehat{W}_O})}{\text{MCOD}(\Sigma_{p, W_O})} = \frac{|\text{tr}(V^T \mathbb{G} \mathbb{G}^T)|}{|\text{tr}(V)|} \cdot \frac{K_2}{s}.$$

Thus,

$$\left\{ \frac{\text{MCOD}(\Sigma_{p, \widehat{W}_O})}{\|X\|_{\widehat{W}_O}} \right\} / \left\{ \frac{\text{MCOD}(\Sigma_{p, W_O})}{\|X\|_{W_O}} \right\} = \frac{|\text{tr}(V^T \mathbb{G} \mathbb{G}^T)|}{|\text{tr}(V)|} \cdot \frac{K_2}{s} \cdot \frac{\|X\|_{W_O}}{\|X\|_{\widehat{W}_O}} > \frac{4}{c_0}$$

needs to hold. By Von Neumann's trace inequality, we have $|\text{tr}(V^T \mathbb{G} \mathbb{G}^T)| \geq |\text{tr}(V)| \cdot \lambda_{\min}(GG^T)$, and so it suffices to have:

$$|\lambda_{\min}(GG^T)| \cdot \frac{K_2}{s} \cdot \frac{\|X\|_{W_O}}{\|X\|_{\widehat{W}_O}} > \frac{4}{c_0}.$$

To show the above inequality, we need to further lower bound $\frac{\|X\|_{W_O}}{\|X\|_{\widehat{W}_O}}$,

$$\begin{aligned} \frac{\|X\|_{W_O}}{\|X\|_{\widehat{W}_O}} &= \frac{\max_a \left\| \frac{1}{K_2} \text{Var}(Z_{r(a)}) + \text{Var}(\Gamma_a L) \right\|_F}{\max_a \left\| \frac{1}{s} \text{Var}(Z_{r(a)}) G + \text{Var}(\Gamma_a \widehat{L}) \right\|_F} \\ &\geq \frac{\max_a \sqrt{\frac{1}{K_2^2} \|\text{Var}(Z_{r(a)})\|_F^2 + \|\text{Var}(\Gamma_a L)\|_F^2}}{\max_a \frac{1}{s} \|G^T \text{Var}(Z_{r(a)}) G\|_F + \max_a \|\text{Var}(\Gamma_a \widehat{L})\|_F}. \end{aligned}$$

For the term $\|G^T \text{Var}(Z_{r(a)}) G\|_F^2$ in the denominator, we have

$$\|G^T \text{Var}(Z_{r(a)}) G\|_F^2 = \sum_{i=1}^{K_2} \lambda_i \{ (G^T \text{Var}(Z_{r(a)}) G)^T (G^T \text{Var}(Z_{r(a)}) G) \} \quad (\text{H.10})$$

$$\begin{aligned} &\leq \min(s, K_2) \cdot \|G^T \text{Var}(Z_{r(a)}) G\|_{\text{op}}^2 \quad (\text{H.11}) \\ &\leq \min(s, K_2) \cdot \|G\|_{\text{op}}^4 \cdot \|\text{Var}(Z_{r(a)})\|_{\text{op}}^2, \end{aligned}$$

where (H.10) holds from the fact that $\|A\|_F^2 = \text{tr}(A^T A) =$ the sum of the eigenvalues of $A^T A$, and (H.11) holds from the fact there can be at most $\min(s, K_2)$ non-zero eigenvalues of $G^T \text{Var}(Z_{r(a)}) G$ because $\text{rank}(G^T \text{Var}(Z_{r(a)}) G) \leq \min\{\text{rank}(G), \text{rank}(\text{Var}(Z_{r(a)}))\}$ and $\text{rank}(G) \leq \min(s, K_2)$. Using the similar argument, we also show that

$$\|\text{Var}(Z_{r(a)})\|_F^2 \geq \|\text{diag}(U)\|_{\min}^2 \cdot \|V\|_F^2 \geq C_{\min}^2 K_2 \|\text{diag}(U)\|_{\min}^2.$$

Finally, noting that $\|G\|_{\text{op}}^2 = |\lambda_{\max}(GG^T)|$, and

$$\max_a \|\text{Var}(\Gamma_a L)\|_F = C_K^{1/2} / K_2^{1/2}, \quad \max_a \|\text{Var}(\Gamma_a \widehat{L})\|_F = C_s^{1/2} / s^{1/2},$$

we have

$$\begin{aligned} \frac{\|X\|_{W_O}}{\|X\|_{\widehat{W}_O}} &\geq \frac{\sqrt{\frac{1}{K_2} C_{\min}^2 \cdot \|\text{diag}(U)\|_{\min}^2 + C_K/K_2}}{\max_a \frac{1}{s} \sqrt{\min(s, K_2)} \cdot |\lambda_{\max}(GG^T)| \cdot \|\text{Var}(Z_{r(a)})\|_{\text{op}} + C_s^{1/2}/s^{1/2}} \\ &\geq \frac{\sqrt{\frac{1}{K_2} C_{\min}^2 \cdot \|\text{diag}(U)\|_{\min}^2 + C_K/K_2}}{\frac{1}{s} \sqrt{\min(s, K_2)} \cdot |\lambda_{\max}(GG^T)| \cdot \|\text{diag}(U)\|_{\max} \cdot C_{\max} + C_s^{1/2}/s^{1/2}}. \end{aligned}$$

So, combining with the above inequality, we need to show the following condition:

$$\frac{K_2^{1/2} |\lambda_{\min}(GG^T)| \sqrt{C_{\min}^2 \cdot \|\text{diag}(U)\|_{\min}^2 + C_K}}{\sqrt{\min(s, K_2)} \cdot |\lambda_{\max}(GG^T)| \cdot \|\text{diag}(U)\|_{\max} \cdot C_{\max} + s^{1/2} C_s^{1/2}} \geq \frac{4}{c_0}. \quad (\text{H.12})$$

To show (H.12), let's consider the following two cases.

If $\sqrt{\min(s, K_2)} \cdot |\lambda_{\max}(GG^T)| \|\text{diag}(U)\|_{\max} C_{\max} \leq C_s^{1/2} s^{1/2}$ holds, then

$$\begin{aligned} &\frac{K_2^{1/2} |\lambda_{\min}(GG^T)| \sqrt{C_{\min}^2 \cdot \|\text{diag}(U)\|_{\min}^2 + C_K}}{\sqrt{\min(s, K_2)} \cdot |\lambda_{\max}(GG^T)| \cdot \|\text{diag}(U)\|_{\max} \cdot C_{\max} + s^{1/2} C_s^{1/2}} \\ &\geq \frac{K_2^{1/2} |\lambda_{\min}(GG^T)| C_K^{1/2}}{2s^{1/2} C_s^{1/2}} \geq \frac{4}{c_0}, \end{aligned}$$

when $\frac{1}{\lambda_{\min}(GG^T)} \leq \frac{c_0 C_K^{1/2} K_2^{1/2}}{8 C_s^{1/2} s^{1/2}}$. In the second case $\sqrt{\min(s, K_2)} \cdot |\lambda_{\max}(GG^T)| \|\text{diag}(U)\|_{\max} C_{\max} > C_s^{1/2} s^{1/2}$, we can similarly show that

$$\begin{aligned} &\frac{K_2^{1/2} |\lambda_{\min}(GG^T)| \sqrt{C_{\min}^2 \cdot \|\text{diag}(U)\|_{\min}^2 + C_K}}{\sqrt{\min(s, K_2)} \cdot |\lambda_{\max}(GG^T)| \cdot \|\text{diag}(U)\|_{\max} \cdot C_{\max} + s^{1/2} C_s^{1/2}} \\ &\geq \frac{K_2^{1/2} |\lambda_{\min}(GG^T)| C_{\min} \|\text{diag}(U)\|_{\min}}{2\sqrt{\min(s, K_2)} \cdot |\lambda_{\max}(GG^T)| \cdot \|\text{diag}(U)\|_{\max} \cdot C_{\max}} \geq \frac{4}{c_0}, \end{aligned}$$

when $\frac{\lambda_{\max}(GG^T)}{\lambda_{\min}(GG^T)} \leq \frac{c_0 \cdot C_{\min} \cdot \|\text{diag}(U)\|_{\min}}{8 \cdot C_{\max} \cdot \|\text{diag}(U)\|_{\max}} \sqrt{\frac{K_2}{\min(s, K_2)}}$. This completes the proof. \square

H.3.2 Proof of Proposition 4.2

Proof. Recall that our definition of G from Section 4 is as follows:

$$G = B^T \widehat{B} (\widehat{B}^T \widehat{B})^{-1} = \begin{bmatrix} \frac{|G_1^{(c)} \cap \widehat{G}_1^{(c)}|}{|\widehat{G}_1^{(c)}|} & \frac{|G_1^{(c)} \cap \widehat{G}_2^{(c)}|}{|\widehat{G}_2^{(c)}|} & \cdots & \frac{|G_1^{(c)} \cap \widehat{G}_s^{(c)}|}{|\widehat{G}_s^{(c)}|} \\ \vdots & \vdots & & \vdots \\ \frac{|G_{K_2}^{(c)} \cap \widehat{G}_1^{(c)}|}{|\widehat{G}_1^{(c)}|} & \frac{|G_{K_2}^{(c)} \cap \widehat{G}_2^{(c)}|}{|\widehat{G}_2^{(c)}|} & \cdots & \frac{|G_{K_2}^{(c)} \cap \widehat{G}_s^{(c)}|}{|\widehat{G}_s^{(c)}|} \end{bmatrix}$$

Note that $\widehat{G}_1^{(c)} = \widehat{G}_2^{(c)} = \dots = \widehat{G}_s^{(c)} = 1$ when $\widehat{B} = I_q$. It is easily seen that $GG^T = \text{diag}(m_q^{(1)}, m_q^{(2)}, \dots, m_q^{(K_2)})$ (up to order) where $m_q^{(i)}$ denotes the i -th smallest column cluster

size. Thus, $\lambda_{\min}(GG^T) = m_q$ and $\lambda_{\max}(GG^T) = M_q$, where m_q and M_q denote the smallest and largest column cluster sizes, respectively.

Recall we have defined:

$$C_K = \max_{1 \leq a \leq p} \frac{1}{K_2} \sum_{t=1}^{K_2} \frac{(\sum_{j \in [t]} \sigma_{aj}^2)^2}{|[t]|^4}$$

$$C_s = \max_{1 \leq a \leq p} \frac{1}{s} \sum_{t=1}^s \frac{(\sum_{j \in [\hat{t}]} \sigma_{aj}^2)^2}{|[\hat{t}]|^4}.$$

Under the assumption that the noise is homogeneous and the cluster size is balanced (i.e., for all i, j , $\mathbb{E}(\Gamma_{ij}) = \sigma^2 = O(1)$, $\frac{M_q}{m_q} \leq C$ for some constant $C \geq 1$), we have that $C_K = \frac{1}{K_2} \sum_{t=1}^{K_2} \frac{\sigma^4}{|[t]|^2} \geq \frac{\sigma^4}{M_q^2}$. Also, by the formulation of our weight $\widehat{W} = \frac{1}{q}I_q$, we have that $C_s = \sigma^4$.

In order to satisfy the stability condition in Proposition 4.1 (which is the condition related to the effect of the initial weight), when using $\widehat{W} = \frac{1}{q}I_q$, the second set of conditions, (ii), is more relaxed. These conditions are implied by the following:

$$\begin{cases} M_q & \geq \sqrt{\frac{q}{K_2}} \cdot \frac{\sigma^2}{\|\text{diag}(U)\|_{\max} \cdot C_{\max}} \\ C & \leq \frac{c_0}{8} \cdot \frac{C_{\min}}{C_{\max}} \cdot \frac{\|\text{diag}(U)\|_{\min}}{\|\text{diag}(U)\|_{\max}}. \end{cases}$$

Assuming that $\frac{C_{\min}}{C_{\max}} \cdot \frac{\|\text{diag}(U)\|_{\min}}{\|\text{diag}(U)\|_{\max}}$ is a constant, the latter condition will hold as long as we take a large enough c_0 value. Recall this is an arbitrary constant ≥ 4 that determines the tradeoff between separation and stability. As for the former condition, since $m_q^{(1)} + m_q^{(2)} + \dots + m_q^{(K_2)} = q$, we have $\frac{q}{K_2} \leq M_q$. Thus, as long as $\sqrt{M_q} \geq \frac{\sigma^2}{\|\text{diag}(U)\|_{\max} \cdot C_{\max}}$, the first condition is satisfied. \square

I Additional Simulations

I.1 Main Simulation Results with Alternative Noise Settings

The results for the main simulations in the homogeneous and proportional noise variance settings are shown in Figure 7 and Figure 8, respectively.

I.2 Unbalanced p and q

Here we present the unbalanced setting of $p = 100$, $q = 15$, $K_1 = 10$, $K_2 = 5$, shown in Figures 9, 10 and 11. In this case, we have long, skinny matrices that are ‘‘unbalanced’’. We find that the COD methods perform drastically better in column clustering compared to the tensor model based methods. In all three noise variance settings, the competing methods have 0 successful implementation rates across all n values in column clustering, whereas our COD methods perform significantly better. We believe this occurs because in

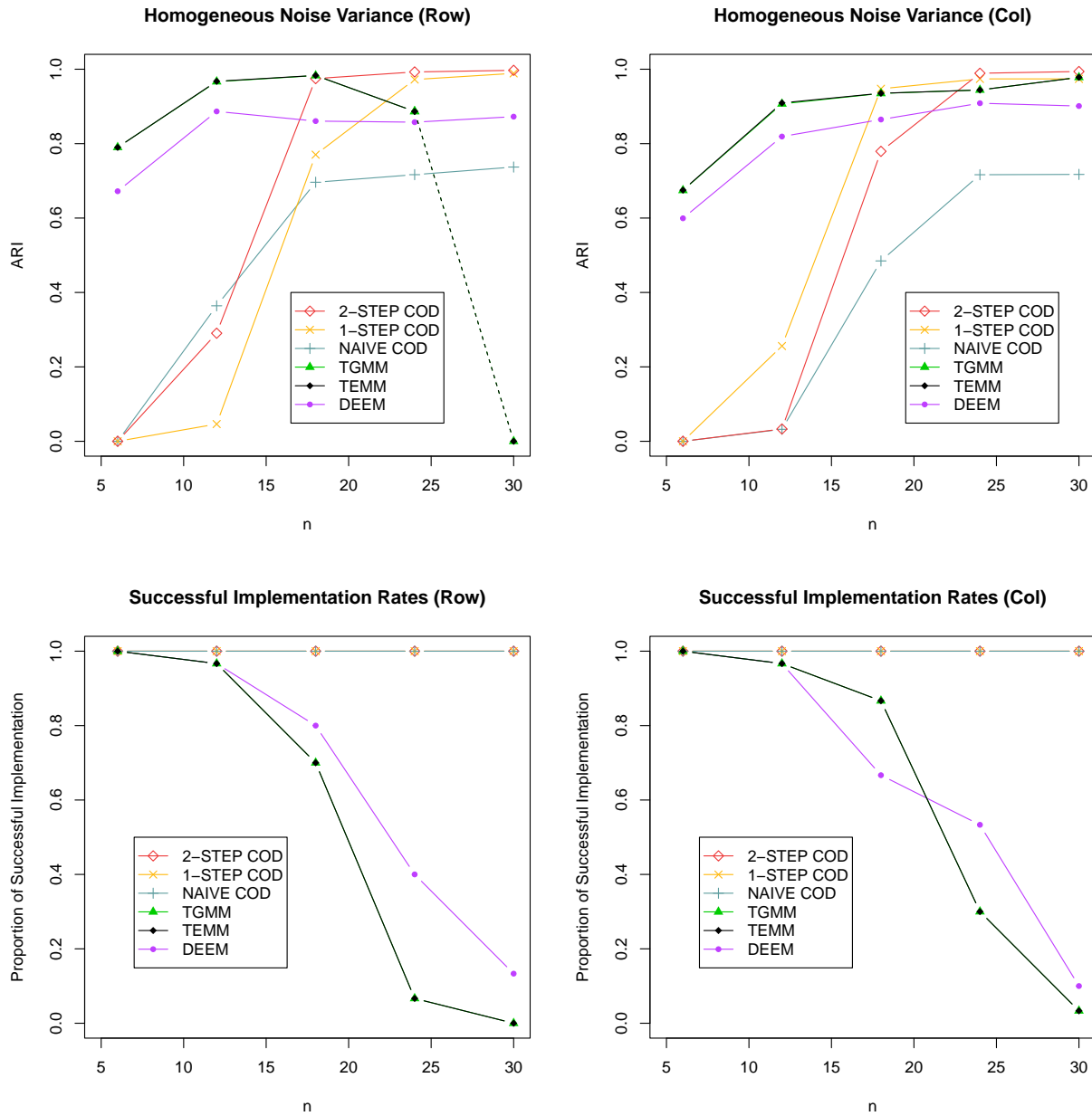


Figure 7: The ARI and the successful implementation rates of our hierarchical clustering Algorithm 1 with W_I (NAIVE COD), the one-step Algorithm 2 (1-STEP COD), the two-step Algorithm 3 (2-STEP COD), and competing model-based tensor clustering methods DEEM [Mai et al. (2022)], TGMM and TEMM [Deng and Zhang (2022)] under the homogeneous noise variance setting. Here, $p = q = 100$, $K_1 = K_2 = 10$, and we have moderately unbalanced cluster sizes of (3, 6, 6, 8, 10, 10, 12, 12, 14, 19) for the rows and the columns each. Successful implementation rates are especially emphasized as the competing methods (DEEM, TGMM, TEMM) tended to fail during execution for some of the runs. The ARI rates for these methods were averaged over the successful runs, and when there were no successes, the ARI was reported as 0 with a dashed line.

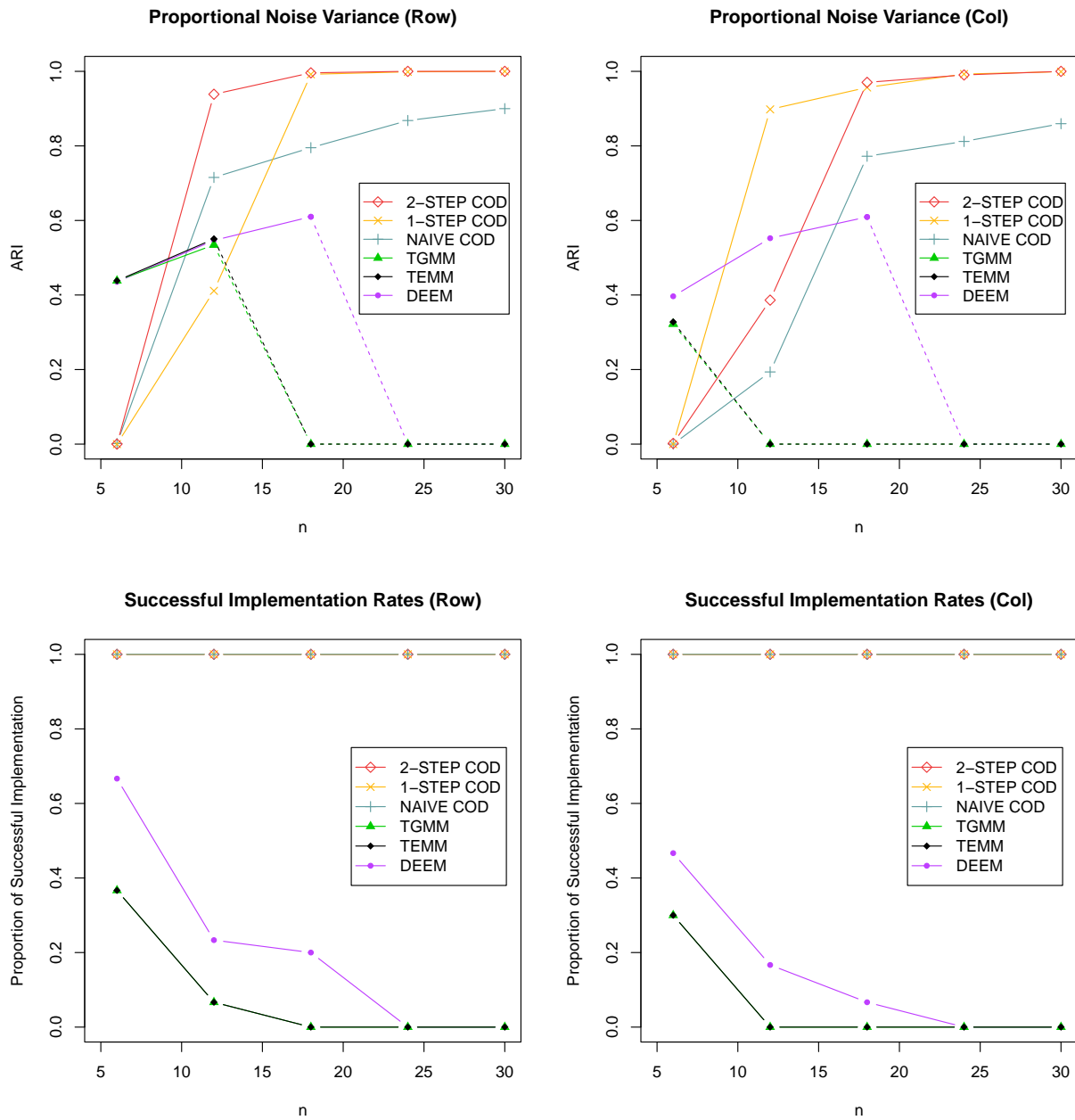


Figure 8: The ARI and the successful implementation rates of our hierarchical clustering Algorithm 1 with W_I (NAIVE COD), the one-step Algorithm 2 (1-STEP COD), the two-step Algorithm 3 (2-STEP COD), and competing model-based tensor clustering methods DEEM [Mai et al. (2022)], TGMM and TEMM [Deng and Zhang (2022)] under the proportional noise variance setting. The other settings are the same as in Figure 7.

the tensor normal setting, having too small of a q value is equivalent to having too few “i.i.d. observations”, which causes their algorithms to diverge. In contrast, for the COD algorithms, since the threshold for perfect column clustering recovery is on the order of $\sqrt{\frac{\log q}{nK_1}}$, if q is relatively small and K_1 is relatively large, this threshold decreases compared to the balanced matrix setting and the condition for perfect column clustering recovery becomes more relaxed. Thus, our COD based methods typically yield more accurate clustering results compared to the competing tensor model based methods, especially when the number of rows and columns are unbalanced.

J Real Data Analysis with a Competing Method

We add the real data analysis results from using the competing method DEEM (Deng and Zhang (2022)) on the same gene-tissue data mentioned in Section 8. The results are illustrated in Figure 12. Of the gene clustering results from our method shown in Figure 2, DEEM was also able to cluster “O03Rik” and “Nfat5” together and “Rac2” and “Mapkapk2” together. However, DEEM was not able to capture the relationship between “Nfatc4” and “Ppp3r1”, which was identified with our method. The mechanism behind the relationship is that the “Ppp3r1” and “Nfatc4” genes are both related to calcineurin - one having to do with how it is generated, and one having to do with something it activates. Another possible explanation is given in Heit et al. (2006) which postulates that calcineurin/NFAT signaling is critical in β -cell growth in the pancreas. Either way, it signals that our method can cluster meaningful genes that are not able to be identified with other competing methods. For the tissues, the competing method DEEM was able to cluster the “Lung” - “Heart” pair of vascular tissues and the “Adrenal” - “Gonads” pair of steroid responsive tissues that did not appear in our results with COD. However, it was not able to cluster the “Cerebrum” - “Cerebellum” - “Hippocampus” trio of neural tissues, the steroid responsive “Adrenal” - “Thymus” pair, or the vascular “Lung” - “Kidney” pair that were clustered together with COD. Thus, although the competing method gives reasonably meaningful results that are different from the results using COD, it is apparent that our method can complement existing clustering methods and provide useful information that wasn’t available.

K Cluster Evaluation Metrics

For this section, the true row cluster partition will be denoted simply as $\mathcal{G} = \{G_1, \dots, G_{K_1}\}$, where $G_k = \{a : A_{ak} = 1\}$, while the estimated row cluster partition will be denoted as $\widehat{\mathcal{G}} = \{\widehat{G}_1, \dots, \widehat{G}_s\}$, where $\widehat{G}_k = \{a : \widehat{A}_{ak} = 1\}$.

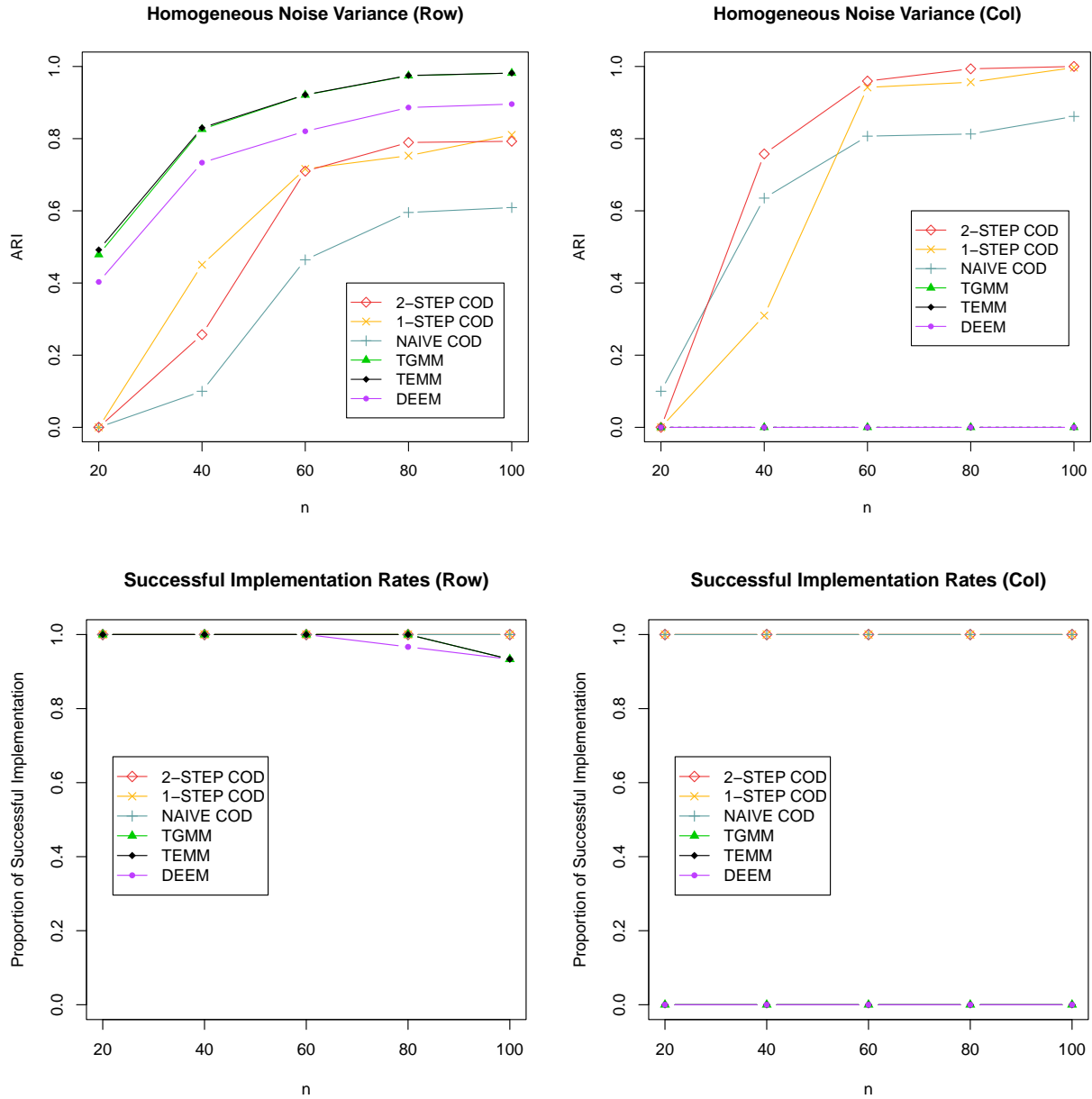


Figure 9: The ARI and the successful implementation rates of our hierarchical clustering Algorithm 1 with W_I (NAIVE COD), the one-step Algorithm 2 (1-STEP COD), the two-step Algorithm 3 (2-STEP COD), and competing model-based tensor clustering methods DEEM [Mai et al. (2022)], TGMM and TEMM [Deng and Zhang (2022)] under the homogeneous noise variance setting. Here, $p = 100$, $q = 15$, $K_1 = 10$, $K_2 = 5$, where the decreased q is the notable difference with the main simulation results. We have moderately unbalanced cluster sizes of (3, 6, 6, 8, 10, 10, 12, 12, 14, 19) and (2, 2, 2, 3, 6) for the rows and the columns, respectively. Successful implementation rates are especially emphasized as the competing methods (DEEM, TGMM, TEMM) tended to fail during execution for some of the runs. The ARI rates for these methods were averaged over the successful runs, and when there were no successes, the ARI was reported as 0 with a dashed line.

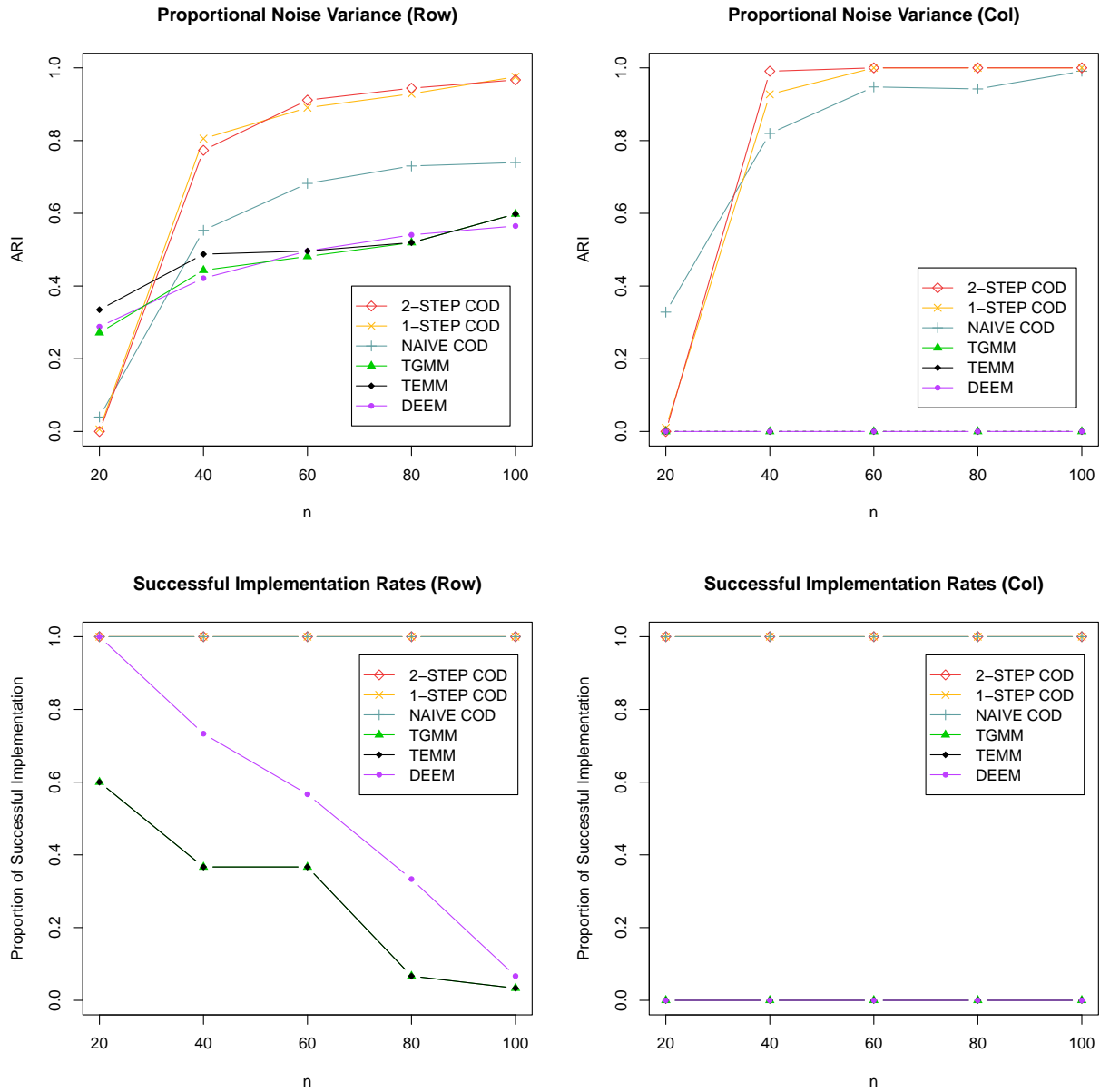


Figure 10: The ARI and the successful implementation rates of our hierarchical clustering Algorithm 1 with W_I (NAIVE COD), the one-step Algorithm 2 (1-STEP COD), the two-step Algorithm 3 (2-STEP COD), and competing model-based tensor clustering methods DEEM [Mai et al. (2022)], TGMM and TEMM [Deng and Zhang (2022)] under the proportional noise variance setting. The other settings are the same as in Figure 9.

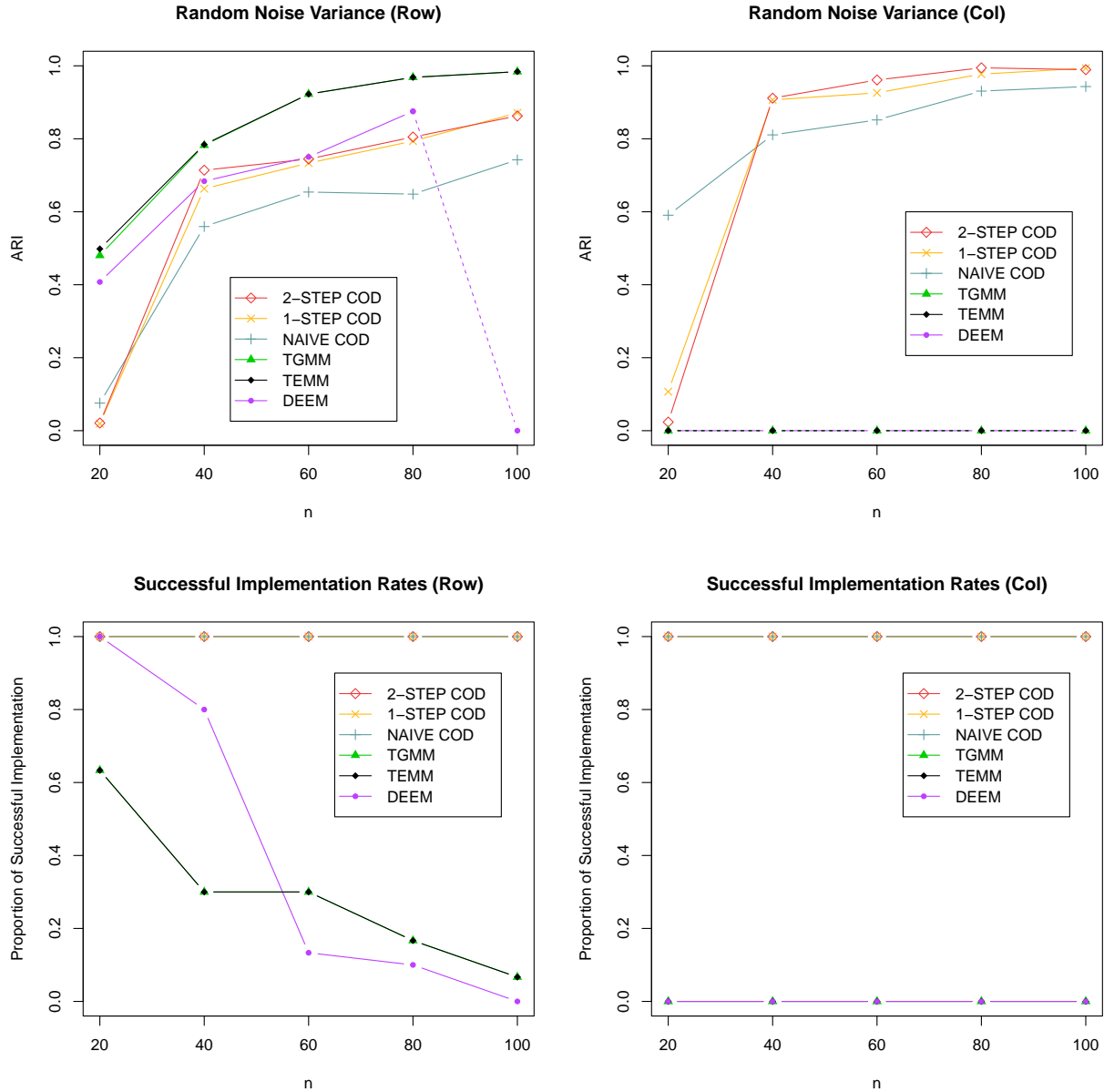


Figure 11: The ARI and the successful implementation rates of our hierarchical clustering Algorithm 1 with W_I (NAIVE COD), the one-step Algorithm 2 (1-STEP COD), the two-step Algorithm 3 (2-STEP COD), and competing model-based tensor clustering methods DEEM [Mai et al. (2022)], TGMM and TEMM [Deng and Zhang (2022)] under the random noise variance setting. The other settings are the same as in Figure 9.

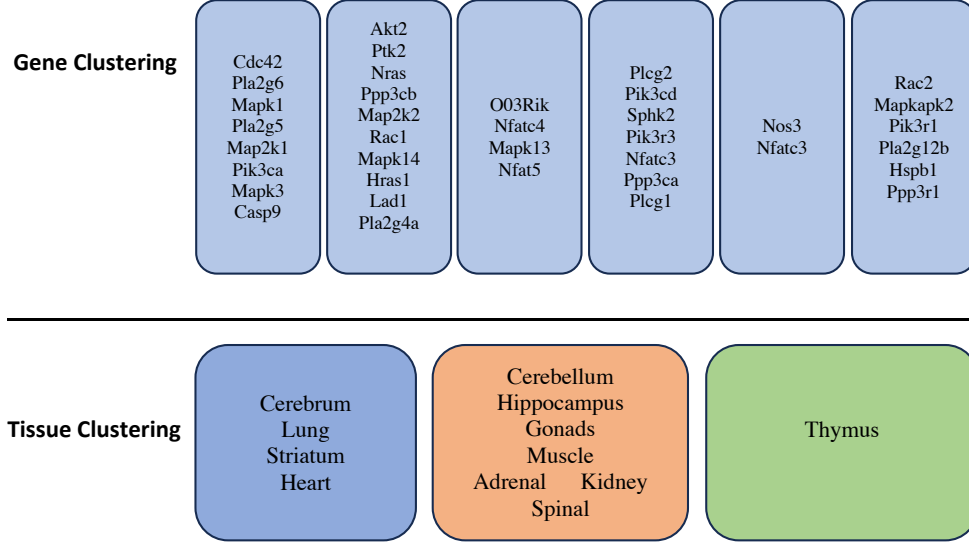


Figure 12: Gene clusters and tissue clusters obtained from the competing method DEEM (Deng and Zhang (2022)).

K.1 Sensitivity and Specificity

Then, for any pair $1 \leq j < k \leq p$, we can define

$$\begin{aligned}
 TP_{jk} &= \mathbf{1}\{j, k \in G_a \text{ and } j, k \in \widehat{G}_b \text{ for some } 1 \leq a \leq K_1, 1 \leq b \leq s\} \\
 TN_{jk} &= \mathbf{1}\{j, k \notin G_a \text{ and } j, k \notin \widehat{G}_b \text{ for some } 1 \leq a \leq K_1, 1 \leq b \leq s\} \\
 FP_{jk} &= \mathbf{1}\{j, k \notin G_a \text{ and } j, k \in \widehat{G}_b \text{ for some } 1 \leq a \leq K_1, 1 \leq b \leq s\} \\
 FN_{jk} &= \mathbf{1}\{j, k \in G_a \text{ and } j, k \notin \widehat{G}_b \text{ for some } 1 \leq a \leq K_1, 1 \leq b \leq s\}
 \end{aligned}$$

and define

$$\begin{aligned}
 TP &= \sum_{1 \leq j < k \leq p} TP_{jk}, & TN &= \sum_{1 \leq j < k \leq p} TN_{jk} \\
 FP &= \sum_{1 \leq j < k \leq p} FP_{jk}, & FN &= \sum_{1 \leq j < k \leq p} FN_{jk}
 \end{aligned}$$

Sensitivity (SN) and specificity (SP) can then be defined as follows:

$$SN = \frac{TP}{TP + FN} \quad SP = \frac{TN}{TN + FP}$$

K.2 Adjusted Rand Index (ARI)

The following is a cross tabulation of two cluster partitions (the true partition and the estimated partition).

	\widehat{G}_1	\widehat{G}_2	...	\widehat{G}_s	Sum
G_1	n_{11}	n_{12}	...	n_{1s}	$ G_1 $
G_2	n_{21}	n_{22}	...	n_{2s}	$ G_2 $
\vdots	\vdots	\vdots	...	\vdots	\vdots
G_{K_1}	n_{K_11}	n_{K_12}	...	n_{K_1s}	$ G_{K_1} $
Sum	$ \widehat{G}_1 $	$ \widehat{G}_2 $...	$ \widehat{G}_s $	p

The ARI is then defined as follows:

$$\text{ARI} = \frac{\sum_{i,j} \binom{n_{ij}}{2} - \left[\sum_i \binom{|G_i|}{2} \sum_j \binom{|\widehat{G}_j|}{2} \right] / \binom{p}{2}}{\frac{1}{2} \left[\sum_i \binom{|G_i|}{2} + \sum_j \binom{|\widehat{G}_j|}{2} \right] - \left[\sum_i \binom{|G_i|}{2} \sum_j \binom{|\widehat{G}_j|}{2} \right] / \binom{p}{2}}$$

Note that this is the corrected-for-chance version of the Rand index (Rand, 1971). An ARI value of 1 implies a perfect match between the two cluster partitions.