

ML with HE: Privacy Preserving Machine Learning Inferences for Genome Studies

ŞEYMA SELCAN MAĞARA, Sabanci University, Turkey

CEREN YILDIRIM, Sabanci University, Turkey

FERHAT YAMAN, North Carolina State University, USA

BERKE DILEKOĞLU, Sabanci University, Turkey

FURKAN REHA TUTAŞ, Sabanci University, Turkey

ERDİNÇ ÖZTÜRK, Sabanci University, Turkey

KAMER KAYA, Sabanci University, Turkey

ÖZNUR TAŞTAN, Sabanci University, Turkey

ERKAY SAVAŞ, Sabanci University, Turkey

Preserving the privacy and security of big data in the context of cloud computing, while maintaining a certain level of efficiency of its processing remains to be a subject, open for improvement. One of the most popular applications epitomizing said concerns is found to be useful in genome analysis. This work proposes a secure multi-label tumor classification method using homomorphic encryption, whereby two different machine learning algorithms, SVM and XGBoost, are used to classify the encrypted genome data of different tumor types.

CCS Concepts: • **Privacy Preserving Machine Learning**; • **Homomorphic Encryption**;

Additional Key Words and Phrases: SVM, XGBoost

ACM Reference Format:

Şeyma Selcan Mağara, Ceren Yıldırım, Ferhat Yaman, Berke Dilekoğlu, Furkan Reha Tutaş, Erdinç Öztürk, Kamer Kaya, Öznur Taştan, and Erkay Savaş. 2022. ML with HE: Privacy Preserving Machine Learning Inferences for Genome Studies. 1, 1 (May 2022), 5 pages. <https://doi.org/10.1145/nnnnnnn.nnnnnnn>

1 INTRODUCTION

Genome analysis is a popular and rapidly growing area; yet it is crucial to preserve the security and privacy of sensitive genome data while being able to work on it in an efficient manner. Our work is based on iDASH 2020 Competition¹ Track 1, for which the goal was to classify genomes of different tumors with their respective

¹iDASH'20 competition details at <http://www.humangenomeprivacy.org/2020/competition-tasks.html>

Authors' addresses: Şeyma Selcan Mağara, Sabanci University, Istanbul, Turkey; Ceren Yıldırım, Sabanci University, Istanbul, Turkey; Ferhat Yaman, North Carolina State University, Raleigh, North Carolina, USA, fyaman@ncsu.edu; Berke Dilekoğlu, Sabanci University, Istanbul, Turkey; Furkan Reha Tutaş, Sabanci University, Istanbul, Turkey; Erdinç Öztürk, Sabanci University, Istanbul, Turkey, erdinco@sabanciuniv.edu; Kamer Kaya, Sabanci University, Istanbul, Turkey, kaya@sabanciuniv.edu; Öznur Taştan, Sabanci University, Istanbul, Turkey, otastan@sabanciuniv.edu; Erkay Savaş, Sabanci University, Istanbul, Turkey, erkays@sabanciuniv.edu.

Permission to make digital or hard copies of all or part of this work for personal or classroom use is granted without fee provided that copies are not made or distributed for profit or commercial advantage and that copies bear this notice and the full citation on the first page. Copyrights for components of this work owned by others than ACM must be honored. Abstracting with credit is permitted. To copy otherwise, or republish, to post on servers or to redistribute to lists, requires prior specific permission and/or a fee. Request permissions from permissions@acm.org.

© 2022 Association for Computing Machinery.

XXXX-XXXX/2022/5-ART \$15.00

<https://doi.org/10.1145/nnnnnnn.nnnnnnn>

types, such as skin, colon, kidney etc. Due to the high sensitivity of the genomic data, it is crucial to ensure confidentiality. For this purpose we implemented a homomorphic classification model and while doing that, we aimed to achieve a high rate of accuracy in a relatively short amount of time. Two different machine learning algorithms were selected to perform this classification task: SVM and XGBoost². We initially worked with SVM over the encrypted space since it is useful for classifying models with high dimensional spaces. Furthermore, we implemented an XGBoost algorithm as well since tree based machine learning algorithms have not been widely used in homomorphic applications before. Finally, the accuracies of both algorithms were compared to each other.

2 BACKGROUND

2.1 Homomorphic Encryption

Homomorphic encryption (HE) is an encryption technique that allows computation on encrypted data without decrypting it first. This way the data remains confidential while processing it, hence private data can be outsourced to be processed in untrusted environments [Armknrecht et al. 2015]. Fully homomorphic encryption (FHE) allows arbitrary computations on encrypted data without the decryption key. Given encryptions $E(m_1), \dots, E(m_t)$ of messages m_1, \dots, m_t , FHE scheme allows the user to apply the function f on the encrypted messages and obtain a ciphertext which decrypts to $f(m_1, \dots, m_t)$ [Gentry 2009]. There are also different FHE schemes such as BFV[Fan and Vercauteren 2012], CKKS[Cheon et al. 2017]. BFV scheme utilizes homomorphic operations on integer values while CKKS uses floating point numbers for approximate calculations.

2.2 SVM and XGboost

2.2.1 SVM. Support Vector Machine (SVM) is a supervised machine learning algorithm that is used for classification and regression problems. SVM non-linearly maps the input vectors into a high-dimensional feature space and aims to construct a hyperplane that results in the largest margin w between the classes. Given a set of labelled training patterns $(y_1, x_1), \dots, (y_l, x_l)$, $y_i \in \{-1, 1\}$, is said to

²Code is available at <https://github.com/SU-CISEC/MLwithHE>

be linearly separable if there exists a vector w and scalar b such that

$$y_i(w \cdot x_i + b) \geq 1, \quad i = 1, \dots, l$$

The optimal hyperplane is $w_0 \cdot x + b_0 = 0$ the unique one which separates the training data with the maximal margin [Cortes and Vapnik 1995].

2.2.2 XGboost. XGBoost is a supervised learning algorithm that uses gradient-boosted tree ensembles. Training data is used to construct the model that consists of a set of classification and regression trees (CART). Unlike regular decision trees, CARTs do not contain decision values on the leaves. Instead, each leaf holds a numerical score (i.e. similarity score). Inputs are evaluated on all the trees of the ensemble, which are then classified into one of the leaves. Finally, the numerical scores that we get from each tree are summed up to form a final prediction score. This tree ensemble model that is used to predict the outputs can be shown as

$$\hat{y}_i = \sum_{k=1}^K f_k(x_i), \quad f_k \in F$$

where x_i is the input, K is the number of the trees in the ensemble, F is the space of regression trees and each f_k corresponds to an independent tree structure q and leaf weights w [Chen and Guestrin 2016].

In the model, each class holds the same number of trees that are used to predict the score of the class for the given input. Once the input is evaluated on the trees of a class, predicted scores from these trees are added up to form a final score for the respective class. The prediction result for the input is the class that holds the highest score value [Chen and Guestrin 2016].

2.3 Previous Works

Nowadays, machine learning models are used widely in real-life problems. Most of the data used for both training and inference are sensitive information. Thus, preserving privacy and the security of the data has become a priority issue that needs to be solved. Many research conducted on the inference phase such as [Teo et al. 2013] and [Omer et al. 2016]. Recently, [Park et al. 2020] proposed a secure training method to protect both model information and training data. In this work, it assumed that the model was stored in a secure machine. So we focus on the prediction phase.

Although XGBoost is relatively newer than SVM, it is a commonly used and effective algorithm. Yet, applying HE on XGboost is a challenging task because the prediction phase of the XGBoost algorithm depends on comparison operation. [Meng and Feigenbaum 2020] proposed a privacy-preserving XGBoost inference method implemented on Amazon SageMaker. There are also secure and privacy-preserving XGBoost studies that don't use HE. [Law et al. 2020] implemented a solution using hardware enclaves.

3 METHODOLOGY

To achieve the most accurate machine learning model for the given genome data, we implemented multiple algorithms with various parameters. Then we evaluated them based on accuracy, speed, and feasibility. Among these, the most proper two models, SVM and XGBoost, are selected to adapt to HE computations. First, we will

explain the data set. Then, in the subsections, SVM and XGBoost adaptations are detailed.

The database of tumor classification task was provided by the IDASH'20 competition. There are total of 2713 unique patient id among 11 different cancer categories in the training data.

Two types of feature data set were given in the competition. The first one includes the variants of the somatic mutations for all the samples. The second one consists of the copy number states for each tumor type. Copy number states represent deletion and amplification on genes. They are given in 5 different levels where -2 and -1 represent a deletion while 1 and 2 represent an amplification. If none of these are present, it is indicated by 0. We encode our data by using -1 for deletion, 1 for amplification and 0 for neither of these to reduce the complexity.

3.1 SVM Model

We implemented one vs. all SVM classification. The algorithm finds optimal hyperplanes that separate unique class from all other classes in training phase. In the inference phase, confidence values y_i are calculated by dot product of feature vector X and support vector of hyperplane W_i with addition of bias value b_i for every class i .

$$y_i = (W_i \odot X + b_i), \quad i = 1, \dots, s$$

Feature values X are given encrypted and our model parameters W and B matrices used plaintext in computations. Converting those operations into homomorphic space efficiently requires adjustment of feature size and other homomorphic parameters. We decrease our feature size to minimize inference time while keeping accuracy high. We implemented our homomorphic computations using PALISADE[PAL 2021] HE library. Due to floating point numbers in W matrix, we adopted CKKS scheme. Encoding method in CKKS scheme allows to use single instruction multiple data (SIMD) parallelization. Implementation details of homomorphic SVM inference is given in Algorithm 1. Single ciphertext feature vector X and packed weight vector W are multiplied by ciphertext-plaintext homomorphic multiplication using library function. That produces elementwise multiplication results in one packed ciphertext. To calculate dot product, we utilized summation operation in single ciphertext of multiplication results. After that, bias values B added by ciphertext-plaintext homomorphic addition which returns confidence values Y of classification results in encrypted format.

3.2 XGBoost Model

The depth of the tree and the number of trees are two critical parameters that affect the performance. We prefer the depth of the tree to be small since it is directly proportional to the complexity of the model. Also, trees are grown one after another due to the boosting feature of the XGBoost. So, an increase up to a point in the number of trees will enhance accuracy. Considering these facts and evaluating models with various parameters, we selected the depth as two and the number of trees as 128. Hence, the model consists of 128×11 trees of depth 2. The model searches for optimal split-point for the feature values and leaf scores. For our model, the split points of the nodes are either -0.5 or +0.5. Test data is led into different leaves, and the score of the leaf was added to the corresponding class. A sample tree from the model is given in the 1. In this tree,

Algorithm 1: Homomorphic SVM Inference

Input : X : Encrypted feature values
 W : Weight Matrix
 B : Bias Vector
 s : Number of Classes

Output: Y : Confidence values.

```

1 for  $i = 0, 1, \dots, s - 1$  do
2    $W[i] \leftarrow CKKS.PackedPlaintext(W[i]);$ 
3    $t \leftarrow X * W[i];$ 
4    $t \leftarrow CKKS.Sum(t);$ 
5    $Y[i] \leftarrow t + B[i];$ 
6 end
7 return  $Y$ 
    
```

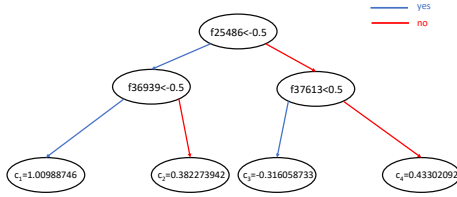


Fig. 1. A sample tree from our XGBoost model

test data value	x2	x1	x0
-1	0	0	1
0	0	1	0
+1	1	0	0

the root node compares the value of the 25486th feature of the test data to -0.5 . If it is smaller it goes to the left node, otherwise to the right node. The challenging part is comparing the node values with the test data because the data should be encrypted for the sake of privacy. Hence, we decided to convert the comparison operations to logical gate operations and implemented an efficient encoding method similar to one-hot encoding.

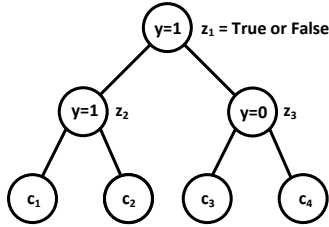


Fig. 2. Encoded representation of the sample tree in Figure 1

Since the split points of the nodes can take only two values, 1 bit is sufficient to encode the node values. Therefore, split values equal to 0.5 are replaced with 0 and -0.5 is replaced with 1. We show

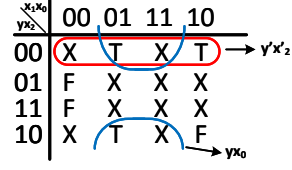


Fig. 3. kmap is used to obtain optimized boolean expression. X's show don't care conditions

the encoded split-points with letter y in this paper. The test data is represented by only 3 possible values: $-1, 0, 1$. Therefore, 3 bits are needed to represent test data with one-hot encoding, namely x_0, x_1 and x_2 . If, value of a feature is -1 then x_2, x_1 and x_0 values are mapped to 0, 0, 1. Full encoding is given in Table 1.

We used Karnaugh maps (kmap) in order to achieve an optimized boolean expression that has the same behaviour as the comparison operation. As a result, we expressed a single comparison as

$$\neg x_2 \wedge (\neg y \vee x_0)$$

Notice that we were able to formulate it without the x_1 term. This significantly reduces the complexity. Since we are working with BFV and CKKS HE schemes, we are limited to arithmetical operations. However all the terms are in the binary field. Thus we can convert this boolean expression into an arithmetical expression effortlessly:

$$z = (1 - x_0) * (x_2 * (y - 1) - y) + 1$$

Using this formula we can compare the value of a feature with the value of a node. If it is smaller result will be 1, otherwise 0. Remember that, prediction data is encrypted. Thus, the result of the comparison is also encrypted. We need to reach the correct leaf node without decrypting it. To solve this issue, we took advantage of node values being boolean.

In complete binary trees of depth 2, there are four possible paths. As shown in the Fig. 2, truth value of a node i is shown with z_i and the score of the leaves with c_i . Then, the values of paths can be written as:

$$p_1 = z_1 * z_2 * c_1 p_2 = z_1 * (1 - z_2) * c_2$$

$$p_3 = (1 - z_1) * z_3 * c_3 p_4 = (1 - z_1) * (1 - z_3) * c_4$$

Note that, only one of these, the correct path, can be nonzero at a time. Others will be zero. So, summation of the all p_i 's gives the score of a single tree. Simplified score expression will be :

$$score = (z_1 - 1) * l_3 * z_3 + (z_2 * l_1 + l_2) * z_1 + l_4$$

4 IMPLEMENTATION

The basic outline of how this detection system works is given as below:

- (1) The model is not encrypted. On the other hand, the genomic input data is given in encrypted form. Hence, the client sends their data to the server and computation is done on the cloud side.
- (2) Once the input data is received, the cloud server computes the decision values for each node of every tree in the model. This is done by comparing the numeric values given in the inner

Table 2. Performance Table: Execution times (Key generation, encryption, computation, decryption and total timing) and MicroAUCs

			KeyGen	Enc	Comp	Dec	EndtoEnd	microAUC
SVM	Palisade		0.06s	0.078s	2.748s	1.029s	3.915s	0.96
XGBoost	SEAL	BFV	0.31s	1.31s	5.106s	1.671s	8.397s	0.981
XGBoost	Palisade	HEAAN	0.257s	4.984s	10.501s	10.218s	25.96s	0.981
XGBoost(Encrypted Model)	Palisade	HEAAN	0.07s	5.799s	16.664s	1.399s	23.932s	0.981

Algorithm 2: Comparing Feature Values With Leaf Values

Input : $X_i = [x_{i2}, x_{i1}, x_{i0}]$: Encoded feature values of all trees appended in order.
 y_i : Encoded node values of all trees appended in order.
for $i = 0, 1, \dots, m - 1$
 m : number of genetic information inputs.

Output: z : Comparison result of a single node value with the feature value it holds.

```

1 for  $i = 0, 1, \dots, m - 1$  do
2   |  $z[i] \leftarrow (1 - x_{i0}) * (x_{i2} * (y_i - 1) - y_i) + 1$ 
3 end
4 return  $z$ 

```

Algorithm 3: Calculating Tree Score

Input : (z_1, z_2, z_3) : Comparison results for each inner node.
 $L = \{l_1, l_2, l_3, l_4\}$: List of leaf values.
 m : Number of genetic information inputs.

Output: R : List of final scores of each genetic information input.

```

1  $R \leftarrow (0)^{l \times m}$ 
2 for  $i = 0, 1, \dots, m - 1$  do
3   |  $R[i] \leftarrow (z_1 - 1) * l_3 * z_3 + (z_2 * l_1 + l_2) * z_1 + l_4$ 
4 end
5 return  $R$ 

```

node with the specified feature value. By using the formula given in Algorithm 2, the result is either 0 or 1, depending on whether the condition given for the node is satisfied or not. This operation is done homomorphically since the feature values are encrypted.

- (3) For each tree, the server stores the output of its inner nodes. Consequently the information for which leaf node the input is classified into is stored in encrypted format. Using the formula given in Algorithm 3, the server creates an array which stores the predicted leaf node's value for all the trees in the model. This array of size $l \times k$, where l stands for the number of classes and k stands for the number of trees for each class.
- (4) Finally for each class, the tree scores are summed up in logarithmic time. After the summation, the final score for each class $s = 0, 1, \dots, l - 1$ is stored in the $(s * k)$ th cell of the array in encrypted form. Once the client gets this array and decrypts it, the class with the highest score will be the model's prediction for the client's input.

There are three inner nodes in each tree. Hence, compareNode function is called three times for each inner node and the comparison values of the root node, left child and right child are stored in z_1, z_2 and z_3 respectively. Once we have the comparison results for every node, calculateTree function is called. This function returns an array that holds the leaf score of the predicted output for each tree.

5 RESULTS

We participated in the IDASH'20 competition with the SVM model, and achieved remarkable results as seen in the Figure 4. In addition, an XGBoost model is developed using different HE libraries (SEAL [SEAL 2020] and Palisade) and schemes. The comparison between XGBoost and SVM models is shown in Table 2. Based on the measurements, the XGBoost model is superior to SVM in terms of accuracy while being slower. This is expected because XGBoost has a higher multiplication depth, and it uses larger data for the prediction phase. Since the competition ranked the participants using a separate data set, a direct comparison is not possible. However, it is possible to make an inference about the performance of the XGBoost model by comparing it to other participants' results. We have achieved a significant increase in the accuracy with the XGBoost model. While the speed of the XGBoost model is lower than that of the SVM model's, it still compares well to other participants' timing results. We believe this improvement over the accuracy makes up for the increase in end-to-end timing.

Team Name	Institution	Country	End-End Time (Sec.)	AUC
SNU	Seoul National University	South Korea	286.13	0.9857596265677173
A*FHE	A*STAR	Singapore	186.01	0.9774805423336614
Desilo	Desilo	South Korea	43.70	0.9774713444941853
SamsungSDS	SamsungSDS	South Korea	3.39	0.9745466735892511
Chimera	Inpher	Switzerland	0.74	0.9704708204593838
Alibaba Gemini Lab	Alibaba Group	China	3.82	0.9668795482408528
Rosetta	PlatON and Matrix Elements	China	13.58	0.9598181490316249
CodeHopper	Temple University	United States	239.79	0.9542025049598666
genCSU	Sabancı University	Turkey	16.01	0.9380109198036514
NYUAD-Yale	NYU Abu Dhabi / Yale University	UAE / USA	308.32	0.9286282148566892
Team Genigma	Sandia National Laboratories	USA	51.00	0.9218367601336591
Team Inspire	Georgia State University	United States	61.00	0.884644146482855
LangWolf	Wuhan University Of Technology	China	48mins	0.8607356940314493

Fig. 4. IDASH'20 End-End time sorted rankings Accessed 2 August 2021, <<http://www.humangenomeprivacy.org/2020/agenda.html>>

6 CONCLUSION

In this paper, we proposed privacy-preserving SVM and XGBoost classification models using HE. XGBoost inference phase is adapted for HE with an efficient encoding method that speeds up the costly secure comparison operation. Furthermore, we implemented an efficient and accurate homomorphic SVM inference model. Timing and accuracy measurements showed that the XGBoost algorithm with HE is highly applicable and efficient. In addition, these models and the experiments confirmed the effectiveness of HE on machine learning models.

REFERENCES

2021. PALISADE Lattice Cryptography Library (release 1.11.2). <https://palisade-crypto.org/>.
- Frederik Armknecht, C. Boyd, Christopher Carr, K. Gjøsteen, Angela Jäschke, Christian A. Reuter, and Martin Strand. 2015. A Guide to Fully Homomorphic Encryption. *IACR Cryptol. ePrint Arch.* 2015 (2015), 1192.
- Tianqi Chen and Carlos Guestrin. 2016. XGBoost. *Proceedings of the 22nd ACM SIGKDD International Conference on Knowledge Discovery and Data Mining* (Aug 2016). <https://doi.org/10.1145/2939672.2939785>
- Jung Hee Cheon, Andrey Kim, Miran Kim, and Yongsoo Song. 2017. Homomorphic Encryption for Arithmetic of Approximate Numbers. In *Advances in Cryptology – ASIACRYPT 2017*, Tsuyoshi Takagi and Thomas Peyrin (Eds.). Springer International Publishing, Cham, 409–437.
- Corinna Cortes and Vladimir Vapnik. 1995. Support-vector networks. *Machine Learning* 20, 3 (1995), 273–297. <https://doi.org/10.1007/bf00994018>
- Junfeng Fan and F. Vercauteren. 2012. Somewhat Practical Fully Homomorphic Encryption. *IACR Cryptol. ePrint Arch.* 2012 (2012), 144.
- Craig Gentry. 2009. *A fully homomorphic encryption scheme*. Ph.D. Dissertation.
- Andrew Law, Chester Leung, Rishabh Poddar, Raluca Ada Popa, Chenyu Shi, Octavian Sima, Chaofan Yu, Xingmeng Zhang, and Wenting Zheng. 2020. Secure Collaborative Training and Inference for XGBoost. arXiv:2010.02524 [cs.CR]
- Xianrui Meng and Joan Feigenbaum. 2020. Privacy-Preserving XGBoost Inference. arXiv:2011.04789 [cs.CR]
- Mohammed Z. Omer, Hui Gao, and Faisal Sayed. 2016. Privacy Preserving in Distributed SVM Data Mining on Vertical Partitioned Data. In *2016 3rd International Conference on Soft Computing Machine Intelligence (ISCM)*. 84–89. <https://doi.org/10.1109/ISCM.2016.40>
- Saerom Park, Junyoung Byun, Joohee Lee, Jung Hee Cheon, and Jaewook Lee. 2020. HE-Friendly Algorithm for Privacy-Preserving SVM Training. *IEEE Access* 8 (2020), 57414–57425. <https://doi.org/10.1109/ACCESS.2020.2981818>
- SEAL 2020. Microsoft SEAL (release 3.6). <https://github.com/Microsoft/SEAL>. Microsoft Research, Redmond, WA.
- Sin G. Teo, Shuguo Han, and Vincent C.S. Lee. 2013. Privacy Preserving Support Vector Machine Using Non-linear Kernels on Hadoop Mahout. In *2013 IEEE 16th International Conference on Computational Science and Engineering*. 941–948. <https://doi.org/10.1109/CSE.2013.200>