

Robustness of Stark many-body localization in the J_1 - J_2 Heisenberg model

E. Vernek

Instituto de Física, Universidade Federal de Uberlândia, Uberlândia, Minas Gerais 38400-902, Brazil.

(Dated: February 14, 2022)

Stark many-body localization (SMBL) is a phenomenon observed in interacting systems with a nearly uniform spatial gradient applied field. Contrasting to the traditional many-body localization phenomenon, SMBL does not require disorder. Here we investigate SMBL in a spin-1/2 described by a Heisenberg model including a next-nearest-neighbor exchange coupling. By employing an exact diagonalization approach and time evolution calculation we analyze both level spacing ratio (LSR) statistics of the Hamiltonian model as well as the dynamics of the system from a given initial state. Our results reveals that for zero field in our finite system, LSR statistics suggest localization while the dynamics shows thermalization, which has been attributed to a finite-size effect. Slightly nonuniform field gradient, LSR statistic predictions agree very well with the dynamics of the physical quantities indicating delocalization and localization for small and large field gradient, respectively. More interestingly, we find that localization is robust in the presence of next-nearest-neighbor coupling in the Hamiltonian. Moreover, this coupling can be tuned to enhance SMBL in the system, meaning that localized regimes can be obtained for smaller field gradient as compared to the traditional nearest-neighbor isotropic Heisenberg model.

I. INTRODUCTION

The ubiquitous phenomenon of localization in quantum systems has attracted a great deal of attention since its prediction in the seminal paper by Anderson [1–3]. Originally predicted in disordered non interacting quantum systems, the phenomenon has become even more attracting in interacting systems where disorder is also capable of localizing many-body states [4–7]. In these systems, the phenomenon has gained a special terminology, namely many-body quantum localization (MBL). While initially investigated in quantum systems, the phenomenon can be as well observed in classical systems [8] including propagating electromagnetic waves [9, 10].

One remarkable feature of MBL in closed quantum systems is the lack of thermalization. If a closed system, fully described by a Hamiltonian H , is initially (at $t = 0$) in some initial state $|\phi(t = 0)\rangle$, the time evolution of that state is given by $|\phi(t)\rangle = \mathcal{U}(t) |\phi(t = 0)\rangle$, where $\mathcal{U}(t) = e^{-iHt/\hbar}$ is the unitary time evolution operator. This unitary time evolution preserves all physical quantities associated with any observable \hat{O} commuting with H . Suppose that in the initial state the expectation value of the operator \hat{O} defined locally such that $\hat{O} = \sum_j O_j$ (where j corresponds to positions in the system) has expectation value zero, i.e., $\langle \hat{O} \rangle_\phi = \langle \phi(t = 0) | \hat{O} | \phi(t = 0) \rangle = 0$. We can imagine, in addition, that in the initial state the local expectation value $\langle \phi(t = 0) | \hat{O}_j | \phi(t = 0) \rangle = -1$ for all j in one half of the system and $\langle \phi(t = 0) | \hat{O}_j | \phi(t = 0) \rangle = 1$ for j in the other half. Such an initial state is highly inhomogeneous, therefore in such a state the system is out of thermodynamical equilibrium. We say that the system thermalizes if at long time scales, upon time evolution, the expectation value of the operator \hat{O}_j is uniformly distributed across the system, which in the present example would vanish everywhere.

In disordered closed interacting systems, despite the unitary character of time evolution, the phenomenon of MBL prevents thermalization. In the localized regime, the system is said to be *non-ergodic*, while the thermal regime is called *ergodic*. In the nonergodic regime, the system keeps memory of the ini-

tial state under time evolution, while in the ergodic regime the information about the initial state is somehow erased during the evolution. Quite intuitively, there exists a transition from the ergodic to nonergodic regime when disorder increases progressively from zero [11–13]. Over the past few years important progress has been made on observation of MBL [14–17]. However, given the intricate character of localization in quantum many-body systems, this phenomenon is still under intense investigation [18–20].

Recently, lack of thermalization in quantum systems has been predicted even in the absence of disorder [21–23]. The main ingredient in this case is the presence of potentials with nearly uniform spatial gradients. The resulting features predicted in the localized phase of such models are very much similar to those of MBL systems, which includes includes level spacing ratio (LSR) statistics and memory of initial states [21, 22, 24, 25]. This phenomenon was suggestively called Stark many-body localization (SMBL) [21], and was later predicted to be observed in fermion [25–27], spin [28] as well as in topological systems [29]. These theoretical predictions have been recently confirmed by experimental signatures of SMBL in trapped-ions quantum simulators [30]. More recently, SMBL has been investigated in a one-dimensional Heisenberg model with a uniform spatial field gradient along the chain [28]. It was shown that the system does not thermalize if initialized in certain classes of initial states containing domain walls separating opposite magnetization regions along the chain [28]. It was shown that in the strongly localized regime the domain walls (if at low density) do not melt as time evolves, a remarkable signature of quantum localization. The lack of thermalization of certain initial states in these system has been associated to the concept *fragmentation* of Hilbert space [31–35]. Under this concept, the time evolution of this type of states avoids some regions of the Hilbert space, thus preventing the system from thermalization. As such, this phenomenon violates the established eigenstate thermalization hypothesis (ETH) in its *strong sense*, meaning that thermalization depends on the particular initial state. Bearing this in mind, if for a given system Hamiltonian ther-

malization occurs only for some initial states, the system may not thermalize if initiated in the same state but evolving under a slightly modified Hamiltonian. In this work we investigate SMBL in a spin-1/2 Heisenberg whose exchange coupling is extended to next-nearest neighbors. This model is known in the literature as the J_1 - J_2 model or Majumdar-Ghosh Hamiltonian and describes rich quantum frustrated phases [36, 37]. These phases are controlled solely by the ratio J_1/J_2 . While it is known that the ground state is very sensitive to change of these couplings, the question of whether SMBL is affected by details fine tuning of these parameters is hitherto unknown.

Within this context, the central question we want to address is how the introduction of nearest neighbor interaction affects SMBL in the system induced by a nearly uniform gradient magnetic field. We show that for a uniform magnetic field gradient, LSR distribution deviates from the one expected for Poisson statistics even though the initial state does not thermalize, which has been previously associated to many exact degeneracies in the spectrum [21]. Interestingly, for strictly zero field, LSR statistics follows the Poisson statistics while the ergodicity is expected [38, 39]. We attributed this to a strong finite-size effect in the LSR analysis. For a small slope in the field gradient, however, standard LSR distribution statistics are obtained. In this case, for zero magnetic field the distribution follows the expected Wigner-Dyson surmise while in the localized regime it exhibits the distribution [40] expected for Poisson processes. Further, we follow Polyakov *et al.* [28] and focus on an initial state containing a single island of positive magnetization and monitor if the system keeps a memory of the initial state upon time evolution governed by the Hamiltonian with different values of couplings. By applying a time-dependent variation principle method [41] we confirm the localized and delocalized regimes of the system predicted in the literature for zero magnetic field. This shows that application of LRS analysis for a uniform field gradient is not straightforward [21]. Moreover, we show that SMBL is very robust against changes in the couplings of the Hamiltonian. More interestingly, our results show that there are regions in the J_1 - J_2 parameter space in which localization is enhanced as compared to the standard isotropic Heisenberg model.

This work is organized as follows: In Sec. 1 we introduce our model and methods, in Sec. III we present our numerical results and discussions. Finally, our concluding remarks are presented in Sec. IV.

II. MODEL AND METHODS

For the sake of concreteness, in this work we consider a one-dimensional spin-1/2 chain described by the known J_1 - J_2 Hamiltonian subject to a nonuniform magnetic field which can be written as

$$H = J_1 \sum_{j=1}^{N-1} \mathbf{S}_j \cdot \mathbf{S}_{j+1} + J_2 \sum_{j=1}^{N-2} \mathbf{S}_j \cdot \mathbf{S}_{j+2} + \sum_{j=1}^N h_j S_j^z. \quad (1)$$

Here \mathbf{S}_j represent spin-1/2 operators, J_1 (J_2) represents the nearest (next-nearest) neighbor Heisenberg-like couplings and

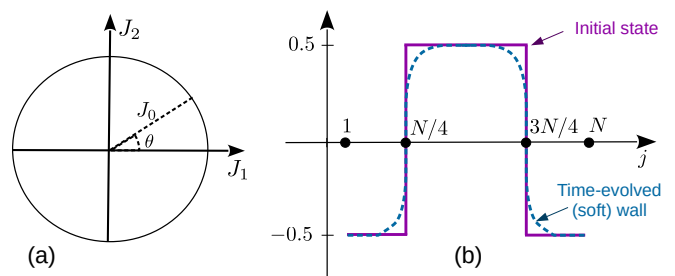


FIG. 1. (a) Graphical representation of the Hamiltonian couplings J_1 and J_2 parametrized in term of J_0 and θ . (b) Sketch of an initial state with sharp domain walls (solid purple) and soft (blue dashed) walls after time evolution.

h_j represents a magnetic field along the z direction that varies along the chain. In particular, here we consider a magnetic field given by

$$h_j = h_0 j + \frac{\gamma j^2}{N^2}, \quad (2)$$

where h_0 is the gradient of the field and γ introduces a small nonlinearity in the field gradient. Following Burssil *et al.* [37] we parametrize the coupling as $(J_2, J_1) = (J_0 \cos \theta, J_0 \sin \theta)$ for $0 < \theta < 2\pi$ which is sketched in Fig. 1(a). In the case of $h_0 = \gamma = 0$ the ground state of the Hamiltonian (1) has been thoroughly studied over the past decades. Here, we are interested in thermalization processes which (in principle) involve all eigenstates of the system. Since for any finite field gradient translation symmetry is absent in the system, here we set open boundary condition for all calculations.

A. Time-evolution analysis and level spacing ratio statistics

Our numerical analysis of thermalization is performed by time evolving two physical quantities, namely magnetization imbalance and entanglement entropy, that reveal thermalization of the system evolving from a given initial state $|\Psi_0\rangle$. We will restrict ourselves to a initial state consisting of all spins *down* but with an island of spins *up* symmetrically placed in the middle of the chain. Such a state is schematically represented in Fig. 1(b) by the solid purple line. More formally, for a chain of $N = 8$ spin, such a state can be written as $\Psi_0 = |\downarrow\downarrow\uparrow\uparrow\uparrow\downarrow\downarrow\rangle$. This state possesses zero total magnetization, $\sum_j \langle \Psi_0 | S_j^z | \Psi_0 \rangle = 0$, but with the magnetic moment distributed nonuniformly along the chain, a characteristic of a nonequilibrium state. This type of state is one of those considered in Ref. [28]. Since $|\Psi_0\rangle$ is not an eigenstate of the system, it will time evolve nontrivially and in the thermalized situation the magnetization will be zero everywhere, resulting in $\langle \Psi(t) | S_j^z | \Psi(t) \rangle \approx 0$ for all $j \in [1, N]$, where $|\Psi(t)\rangle$ is the state of the system evolved from $|\Psi_0\rangle$. The thermalization process will produce a softening of the domain wall as sketched in Fig. 1(b) by the dashed blue line.

The time evolution of a quantum system governed by a many-body Hamiltonian as our Eq. (1) is in general a very

burdensome task. Here we adopt a time-dependent variation principle (TDVP) [42] designed to the matrix product state (MPS) formalism [43, 44]. One advantage of this method over the Suzuki-Trotter approach is the capability of dealing with Hamiltonian having non-local interactions, which is the case here for J_2 finite (see Ref. [42] for further discussion). To perform our calculation we use the iTensor library [45].

To monitor the evolution of the system towards thermalization, we calculate the imbalance defined as

$$\mathcal{I}(t) = \frac{4}{N} \sum_{j=1}^N \langle S_j^z(t) \rangle \langle S_j^z(0) \rangle, \quad (3)$$

where $\langle S_i^z(t) \rangle = \langle \Psi(t) | S_i^z | \Psi(t) \rangle$, calculated within the Schrödinger representation. The imbalance reveals whether the system keeps or loses information about local magnetization throughout the chain as the system evolves in time. In the strong localized regime of the system $\mathcal{I}(t)$ remains close to unity, while in the thermal regime it vanishes at long time scales.

A second quantity used to examine how information on an initial state spreads over the system is the bipartite entanglement entropy [46],

$$S_\ell(t) = -\frac{1}{\ln 2} \text{Tr} \left[\rho_A^\ell(t) \ln \rho_A^\ell(t) \right], \quad (4)$$

where $\rho_A^\ell = \text{Tr}_B \rho_B^\ell$. Here, A and B are the subsystems obtained by dividing the system at the left ($\ell = L$) or right ($\ell = R$) domain wall of the magnetization of the initial state, $|\Psi_0\rangle$.

Another approach commonly employed in the study of many-body localized systems is the energy LSR statistics. Within this approach, we define the LSR as $r_n = \min(\delta_n/\delta_{n+1}, \delta_{n+1}/\delta_n)$, where $\delta_n = E_{n+1} - E_n$, in which E_n is the n th eigenvalue of the Hamiltonian. Here, we obtain the exact full spectrum of the Hamiltonian by exact diagonalization using Quspin library [45, 47]. By restricting ourselves to the Hilbert subspace of zero magnetization ($\langle S_{\text{tot}}^z \rangle = 0$), we are able to find the spectrum for a chain of length up to $L = 16$ with relatively low computation effort. To obtain the distribution of LSR, we sample the total r_n in Nc frequency class intervals and count how many r_n lie within each interval. We then analyze the probability density $P(r_n)$ as a function of r_n , which is usually taken as signature of the ergodicity of the system. Here $P(r_n)$ is such that $\sum_n P(r_n)/Nc = 1$.

Finally, having the spectrum of the Hamiltonian at hand, for completeness, we calculate the density of states of the system defined usually as

$$\text{DOS}(E) = \frac{1}{N} \sum_k \delta(E - E_k), \quad (5)$$

in which N is the dimension of the Hilbert subspace corresponding to zero total magnetization. For practical numerical calculation and to obtain a smooth curve, we represent the delta function as Lorentzian of width η . Taking $\eta = 0.05$ is good enough to provide a good visualization of our numerical results.

III. NUMERICAL RESULTS

To show our numerical result, let us take $J_0 = 1$ as our energy unity and set $\hbar = 1$ so we can take $1/J_0$ as our time unity. Since we want to examine the system under linearly varying magnetic field along the chain alone and with an additional field varying quadratically, we will show these two cases side by side.

A. Level spacing ratio statistics

Let us first take a look at the static physical quantities introduced above. Let us start by analyzing the probability distribution for the LSR r_n . In Fig. 2 we show $P(r_n)$ for various values field gradient h_0 and angle θ . Figures. 2(a)–2(d) exhibit results for $\gamma = 0$ while Figs. 2(e)–2(h) show the case of $\gamma = 5$. Dashed lines in panels 2(a)–2(d) correspond to the expected probability distribution r_n for Poisson statistics, $P_P(r) = 2/(1+r)^2$, while the ones shown in Figs. 2(e) and 2(h) show the Wigner-Dyson distribution function, $P_{WD}(r) = 27(r+r^2)/4(1+r+r^2)^{5/2}$. These expressions have been derived in the context of random matrix theory [48] and have later shown to fit quite nicely the LSR distributions of delocalized and localized regimes of spinless fermion models [21][49].

Observing the behavior of $P(r_n)$ vs r_n for the pure linear field ($\gamma = 0$) [2(a)–2(d)] we first note that for $h_0 = 0$ [Figs. 2(a)] the distribution follows quite nicely what is expected for the Poisson statistics. Nevertheless, the initial state thermalizes, as we will confirm latter with the dynamics. These apparently conflicting results come from a strong finite size-effect in the LRS. Employing periodic boundary condition is not straightforward here as the system lacks translation symmetry for any h_0 or γ finite. The limit of very small h_0 and γ is rather very peculiar. Furthermore, as pointed out in Ref. [21], the behavior of LRS analysis of SMBL in very long systems is still uncertain. As h_0 increases $P(r_n)$ becomes more suppressed for larger r_n , but with great contributions from small r_n , indicating large number of degenerate (or quasi degenerate) states. Many of these degeneracies are lifted for finite γ . Under the idea of fragmentation of the Hilbert space, we could imagine applying LRS within each fragment and recover the traditional LRS for the delocalized regime. However, as far as we know, such an approach is not yet attainable. Figure 2(e) and 2(f) show $P(r_n)$ vs r_n for $\gamma = 5.0$. We now observe that $P(r_n)$ follows nicely the Wigner-Dyson (WD) distribution for $h_0 = 0$ [Fig. 2(e)] and evolves towards Poisson statistics for finite h_0 . Indeed, for $h_0 = 1.8$ we observe a nice collapse of all points on the dashed line, predicted to be obtained for the delocalized case. We have checked results for h_0 as larger as $h_0 = 4$ and noticed that this scenario remains unchanged. It is interesting to observe that these features are almost identical for all angles θ , meaning that it is independent of the microscopic details of the Hamiltonian.

In Fig. 3 we show the mean value of LSR, \bar{r}_n , for both $\gamma = 0$ [Fig. 3(a)] and $\gamma = 5$ [Fig. 3(b)]. We observe that the high density of r_n for small r_n results in \bar{r}_n above the value expected for

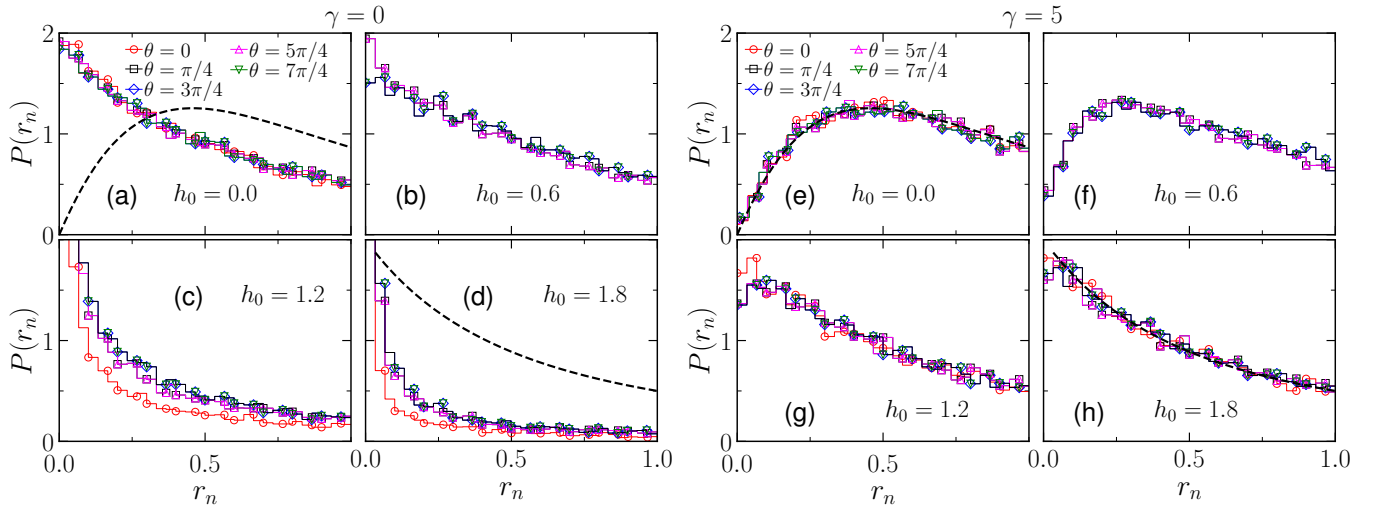


FIG. 2. Level spacing ratio distribution, $\langle P(r_n) \rangle$ vs r_n for various values of θ for $h_0 = 0$ (a), $h_0 = 0.6$ (b), $h_0 = 1.2$ (c), and $h_0 = 1.8$ (d) using $\gamma = 0$ and the same from (e)–(h) for $\gamma = 5$. For all panels we have used $N = 16$ and asymmetric case with $\gamma = 5.0$. Dashed lines in panels (a) and (d) and (e) and (h) correspond to the distributions for Poisson statistics and the Wigner-Dyson, respectively.

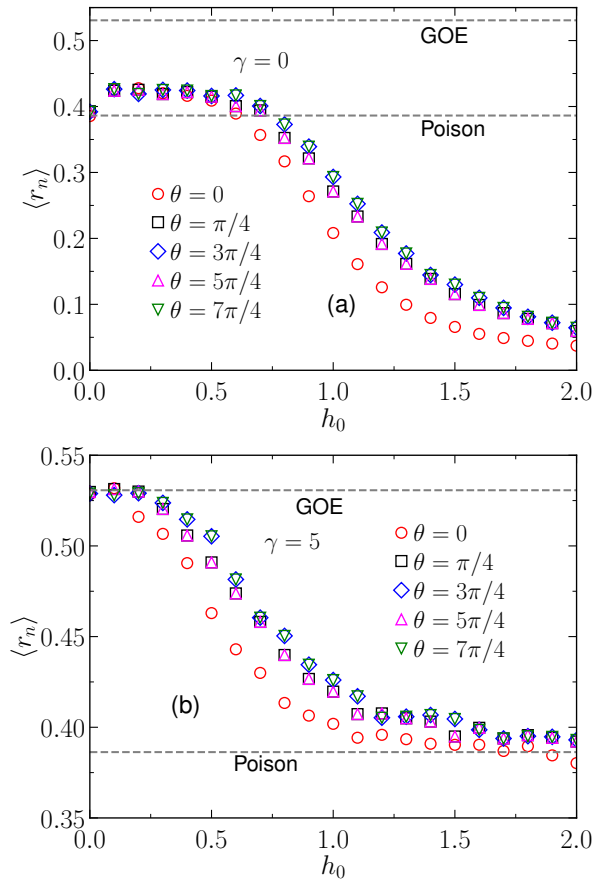


FIG. 3. Mean value of level spacing LSR ratio \bar{r}_n vs h for various values of θ for $N = 16$ and $\gamma = 0$ (a) and $\gamma = 5$ (b). Lower and upper dashed lines in each panel correspond the values expected for Poisson statistics and Gaussian orthogonal ensemble, respectively.

Poisson distribution ($\bar{r}_n \approx 0.38$). However, when h_0 increases \bar{r}_n decreases rapidly because the distribution of $P(r_n)$ is peaked at small r_n . At finite γ , on the other hand, \bar{r}_n starts close to the GOE line ($\bar{r}_n \approx 0.53$ expected for the delocalized regime) and decreases as h_0 increases, setting down at $\bar{r}_n \approx 0.38$, also expected for the localized regime. Again, we observe similar behavior for all values of θ . We note that there is an invariance in the results if we shift $\theta \rightarrow \theta + \pi$ observed for all results shown in Figs. 2 and 3. This is trivially expected in the absence of magnetic field, since $H(\theta + \pi) \rightarrow -H(\theta)$ rendering $E_n(\theta + \pi) = -E_n(\theta)$. In the presence of field gradient, even though the spectrum is not symmetric, the spacing between adjacent levels still preserves the symmetry. Discussions on level statistics of this model in different spin sectors of the Hilbert have been discussed in Ref. [50].

Before showing the results for the dynamics, in Fig. 4 we show the total density of states for the cases studied above. Like we did previously, Figs. 4(a)–4(d) show the DOS for $\gamma = 0$, and Figs. 4(e)–4(h) for $\gamma = 5$. We observe in both cases that the effect of the field is essentially to spread the energy levels to a wider range. The progressive suppression of the height of these curves guarantees their normalization. Apart from a flatter shape of the curves observed for $\gamma = 5$ as contrasted to those for $\gamma = 0$, there is no striking differences between these two cases. With a careful look at the peaks of the DOS we see that they shift towards opposite directions as we change $\theta = \theta_0$ to $\theta = \theta_0 + \pi$, rendering the symmetry in r_n discussed above.

B. Dynamics

To show the dynamics of relevant physical quantities discussed in the previous section, we set the initial state $|\Psi_0\rangle$ as defined in Sec. II A and depicted in Fig. 1(b). We first study the case of a chain of $L = 16$, the same size of the

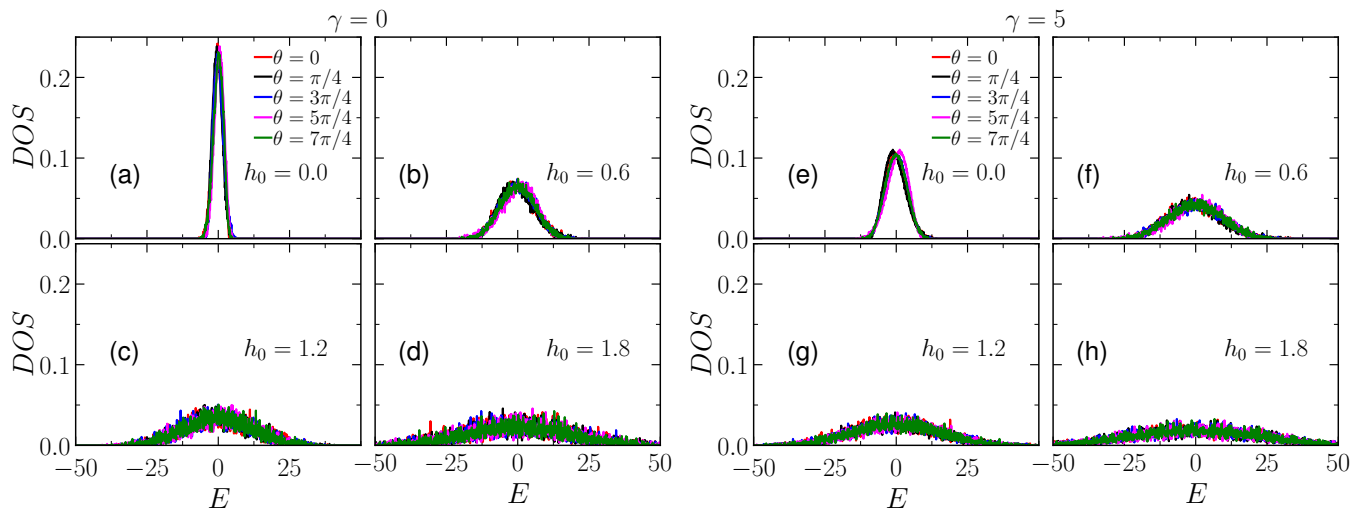


FIG. 4. Density of states as a function of energy for various values of θ and for $h_0 = 0$ (a), $h_0 = 0.6$ (b), $h_0 = 1.2$ (c) and $h_0 = 1.8$ (d) using $\gamma = 0$. Panels (e)–(h) show the same as in (a)–(d) but for $\gamma = 5$. For all panels we have used $N = 16$.

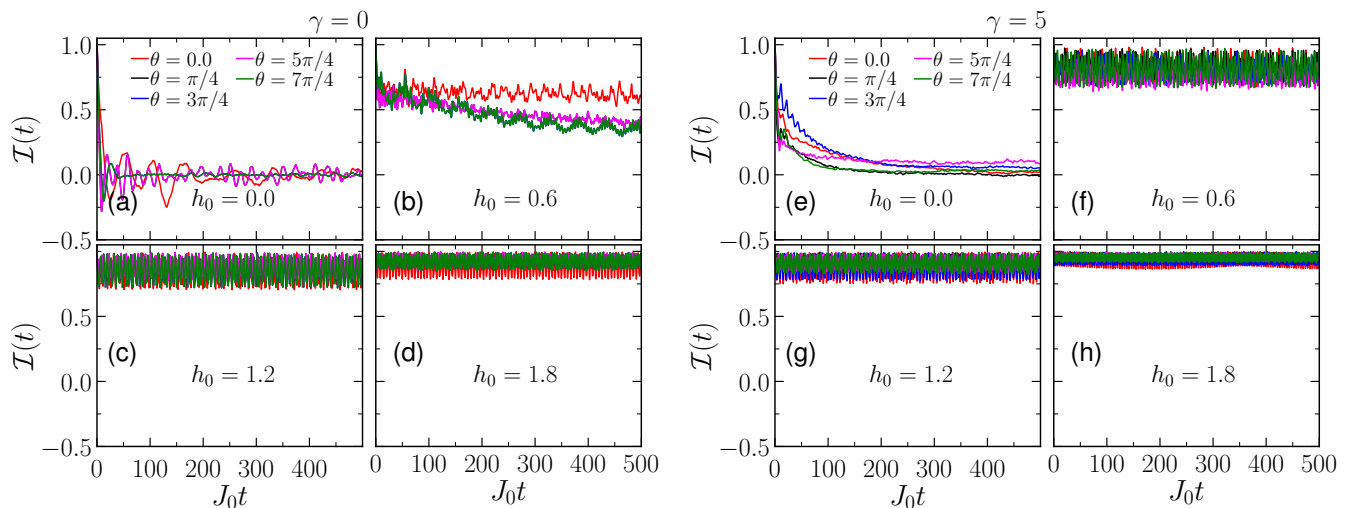


FIG. 5. Imbalance, $I(t)$ vs t for various values of θ and for $h_0 = 0$ (a), $h_0 = 0.6$ (b), $h_0 = 1.2$ (c), and $h_0 = 1.8$ (d) using $\gamma = 0$. Panels (e)–(h) show the imbalance for the same values of parameters as in (a)–(d) but for $\gamma = 5$. For all panels we have used $N = 16$.

one studied above. For all calculations in what follows we have truncated the TDVP algorithm to a maximum bond dimension $\chi = 256$ (see discussion in Ref. [41]). An important limitation of this method is that in the delocalized regime the results may be sensitive to a choice of small χ , as the bond dimension increases very quickly in along time evolution. It has been shown, however, that this problem is not severe even in the delocalized regime not very far from the crossover region [28, 39]. In Fig. 5 we show the imbalance $I(t)$ as a function of time up to $t = 500/J_0$. We first note in Fig. 5(a) that for $h_0 = 0$ $I(t)$ decreases very quickly to zero, exhibiting small oscillations around zero. This confirms the thermalization of the system as it “loses” information of the initial state, in the sense that it is spread across the many-body eigenstates involved in the time evolution. As h_0 increases to 0.6 [Fig. 5(b)] the imbalance decreases much slower. Interestingly, we note that

$I(t)$ decreases a little bit faster for θ finite (note that the red line is seemingly saturated since earlier times). We also note that the imbalances for θ and $\theta + \pi$ are identical. This symmetry were already noticed in the static quantities discussed above. Further increase of h_0 to 1.2 and 1.8 [Figs. 5(c) and 5(d), respectively] show that $I(t)$ remains close to unity, confirming a regime of quantum localization. In Fig. 5(e)–5(h) we show the imbalance for the same set of parameters as before but with $\gamma = 5$. We note that for $h_0 = 0$, $I(t)$ evolves to almost zero at longer times. Which shows that, like the case of $\gamma = 0$, the system loses information of the initial state. For larger values of h_0 , shown in Figs. 5(f)–5(h), note that $I(t)$ remains close to the unity for a long time. As compared to the case of $\gamma = 0$ (and the same value of h_0) the long-time values of $I(t)$ are much closer to 1, as compared to the case of $\gamma = 0$. This suggests that the system is more localized for finite γ .

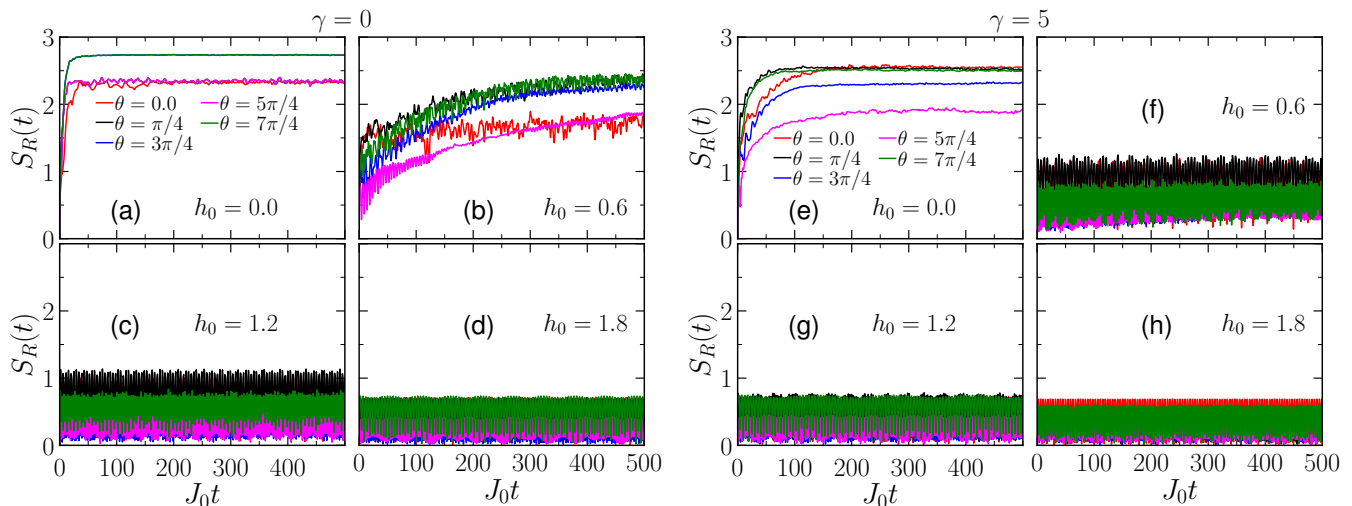


FIG. 6. Entanglement entropy $S_R(t)$ vs t calculated at the right domain wall for various values of θ and for $h_0 = 0$ (a), $h_0 = 0.6$ (b), $h_0 = 1.2$ (c), and $h_0 = 1.8$ (d) using $\gamma = 0$. Panels (e)–(h) show the same as in (a)–(d) but for $\gamma = 5$. For all panels we have used $N = 16$.

To further analyze the physics of SMBL in the system, in Fig. 6 we show the entanglement entropy vs time calculated at position $j = 3L/4$, on the right domain wall of the chain. We again note that $S_R(t)$ increases very quickly for $h_0 = 0$ [Fig. 6(a)], saturating at a value $S(t \rightarrow \infty)$ above 2. For $h_0 = 0.6$ [Fig. 6(b)] we observe that $S(t)$ increases slower but we still see it saturating at a value about $S(t \rightarrow \infty)$ around 2. It is interesting to see, however, that the entropy saturates much faster for $\theta = 0$ as compared to finite θ . This, again suggests that for finite θ , the system tends to be less localized at least for small h_0 . For larger values of h_0 shown in Figs. 6(c) and 6(d) $S(t)$ oscillates very rapidly around very small values, indicating that the information is not spread throughout the system, a characteristic of the localized regime. The reader may wonder why the symmetry $S_R(\theta) = S_R(\theta + \pi)$ is not observed. It turns out that at large t , for $\theta = 0$ the domain wall at $j = 3L/4$ (on the right side) melts faster than the one at $j = L/4$ (the one on the left side). This situation is reversed for $\theta = \pi$ and swings back to the original shape as θ goes to 2π . Therefore, since the entanglement entropy is defined locally, by the reasoning above, we conclude that $S_R(\theta + \pi) = S_L(\theta)$. Our numerical calculations (not shown) indeed confirm this symmetry. Obviously, by changing the $h_0 \rightarrow -h_0$ everything is reversed. The tendency of melting one domain wall faster than the other has been observed in Ref. [28] and was ascribed to cooperation (or competition) between the magnetic field and the longitudinal component of the Heisenberg coupling.

Figures 6(e)–6(h) show the entropy for $\gamma = 5$. In this case, for $h_0 = 0$ we see that the entropy stabilizes to a value smaller than those observed for $\gamma = 0$. This is because the small non uniform field somehow prevents full thermalization of the system. Moreover, we observe that the entropy is more sensitive to changes in the values of θ as compared to the case of $\gamma = 0$. As h_0 increases we observe that thermalization is obtained for a smaller field. Note that for $h_0 = 0.6$ the entropy curves are already much lower than those for the same value of h_0 for $\gamma = 0$ shown in Fig. 6(a)–6(d). This confirms that a

small gradient in the field favors SMBL in the system.

To see how the domain walls melt at long time, in Fig. 7 we show the spatial resolved local magnetization $\langle S_j^z \rangle$ along the chain, calculated at large t . As we saw before, even at long times, the physical quantities oscillate about some stationary value. For instance, note the oscillation of the $I(t)$ about a value near 0.8 for $h_0 = 1.2$ shown in Fig. 5(c). This oscillation results from small fluctuation of magnetization of sites very close to the domain walls. This can be observed in the magnetization for different times t large. To eliminate these oscillations we average the magnetization over the N_{avg} values of t taken at later times. More precisely, this time average is calculated as

$$M_j^z = \frac{1}{N_{\text{avg}}} \sum_{k=1}^{N_{\text{avg}}} \langle S_j^z(t_k) \rangle, \quad (6)$$

where we have taken $N_{\text{avg}} = 50$ and t_k evenly distributed within the interval $[450/J_0, 500/J_0]$. This is shown to be good enough to eliminate transient early configurations.

In Figs. 7(a)–7(d) we show the resulting magnetization profile M_j for $\gamma = 0$ and various values of h_0 . Note that for $h_0 = 0$ [Fig. 6(a)] M_j^z is almost zero everywhere, showing a full thermalization of the initial state, consistent with the imbalance and entanglement entropy discussed above. For finite h_0 we observe that information of the initial state is present at later times. For instance, note that for $h_0 = 0.6$ [Fig. 6(b)] the initial magnetization island at the center of the chain is still visible, but the hard domain wall is softened already. As h_0 further increases [Figs. 6(c) and 6(d)] the system becomes more localized, which is manifested as a more robust domain wall. Also, consistent with what we have previously observed for $\gamma = 0$, note that depending on the value of θ , the left or right domain wall softens faster. The rotation symmetry $\theta \rightarrow \theta + \pi$ is also observed as the shape of M_j^z is reflected about the center of the chain. The results of M_j^z for $\gamma = 5$ are shown in Figs. 6(e)–6(h). It is clear that M_j^z is no longer zero throughout the chain.

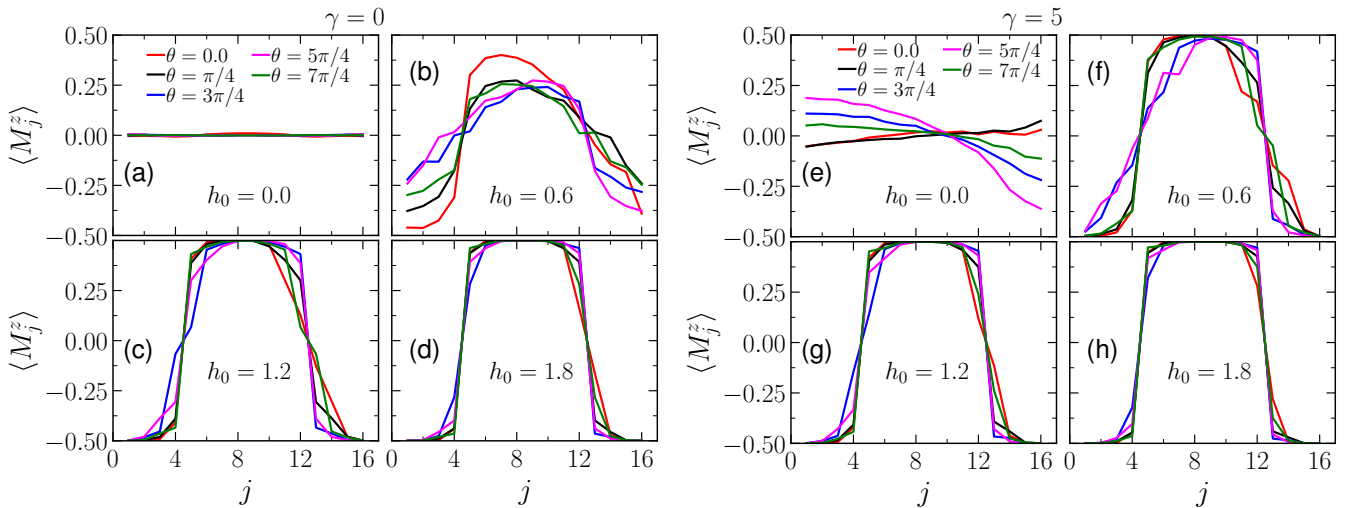


FIG. 7. Magnetization M_j^z vs j for various values of θ and for $h_0 = 0$ (a), $h_0 = 0.6$ (b), $h_0 = 1.2$ (c) and $h_0 = 1.8$ (d) using $\gamma = 0$. Panels (e)–(h) show the same as in (a)–(d) but for $\gamma = 5$. For all panels we have used $N = 16$.

Instead, we observe that for $h_0 = 0$ [Fig. 6(e)] the magnetic moments tends to accumulate on the edges of the chain. The sign of M_j^z at a given position depends θ but, in contrast to the case of $\gamma = 0$, the rotation symmetry is clearly no longer observed. As h_0 increases, the shape of M_j^z across the chain becomes similar to the case of $\gamma = 0$, although always asymmetric. The θ symmetry broken is expected because for finite γ the system lacks inversion symmetry about the center of the chain, this asymmetry was not captured in the LSR statistics discussed in the previous section.

Finally, in Fig. 8 we show the results for a chain of length $N = 48$ with a field gradient $h_0 = 0.6$. Figure. 8(a) shows a color map of the imbalance as a function of t and θ . We observe the existence of regions (blue puddles) of small imbalance. This results from some natural frequency in the system — dependent on θ — that induces oscillation in the dynamics of the system. Interestingly, we observe two windows along the θ axis in which these oscillations are suppressed. To guide the eyes we have delimited these two windows with yellow dashed lines. Within these windows, the time evolution of the imbalance avoids the blue puddles of smaller $I(t)$ corresponding to less localized regimes. In Fig. 8(b) we show $I(t)$ vs t for $\theta = 0$ (black) and $\theta = 0.85\pi$ (red), corresponding to cuts along horizontal lines drawn in Fig. 8(a). We note that $I(t)$ is systematically superior for $\theta = 0.85$, which shows an enhanced localization of the state within the region delimited by yellow lines in Fig. 8(a).

Figure 8(c) shows the color map of the magnetization M_j^z corresponding to the same parameters as in Fig. 8(a). We note that all features seen on the left domain wall at a given angle θ_0 is also observed in the right domain wall at an angle $\theta_0 + \pi$. In particular, the windows of more robust localization seen in Fig. 8(a) are also observed here as the softening of the domain walls is less pronounced in *both* domain walls (this is also delimited with yellow lines). These regions along the θ axis within which the localization is more robust shows clearly that

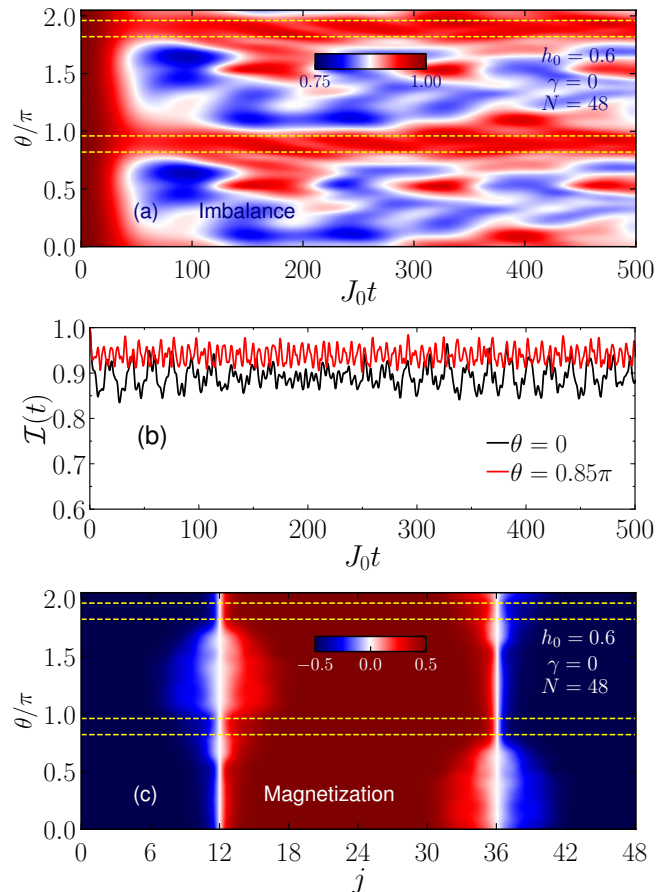


FIG. 8. (a) Color map of the imbalance $\mathcal{I}(t)$ vs t , (b) imbalance vs t along a horizontal line of panel (a) for $\theta = 0$ (black) and $\theta = 0.85\pi$ (red). (c) Color map of the magnetization M_j^z vs j and θ . In both panels $h_0 = 0.6$, $\gamma = 0$, and $N = 48$. Horizontal dashed yellow lines delimit regions in which localization is more robust, as visible as it exhibits sharper left and right domain walls simultaneously.

fine tuning of the next-nearest neighbor can enhance SMBL in the system.

IV. CONCLUDING REMARKS

In conclusion, we have investigated the robustness of MBL in a one dimensional chain of spin-1/2 modeled by a Heisenberg model extended to next-nearest-neighbor isotropic coupling, J_2 , in addition to a nonuniform magnetic field. We have employed exact diagonalization and time-evolution calculations that allow to analyze, complementarily, level statistics and thermalization of initial states. We find that, as discussed in Ref. [21], for a uniform field gradient, LSR distribution predictions deviates properly describe localized and delocalized regimes of the system. A similar subtlety has also been reported in Ref. [51]. However, for a slightly nonuniform field gradient, LSR statistics distribution predicts very nicely the delocalized and localized regimes of the system as confirmed by the dynamics of the imbalance and entanglement entropy. Moreover, we show that SMBL is quite robust in

the presence of J_2 as thermalization is observed for all values of the ratio J_2/J_1 (or, equivalently, for all values of θ). More interestingly, we show that there are windows in the J_2 - J_1 plane within which SMBL is enhanced as compared to the special case of $J_2 = 0$. This feature may be useful to improve MBL in the context the quantum many-body thermal engine [52, 53] as well as in quantum computation [54]. Finally, our results points towards the possibility of more robust SMBL in more general interacting models, including long-range and noncollinear exchange couplings.

ACKNOWLEDGMENTS

We are thankful to Prof. S. E. Ulloa for very encouraging and enlightening discussions. We also acknowledge fruitful conversation with Prof. M. Novaes, Prof. F. Pollman, and Z. Bernens. The author also acknowledge support from the Brazilian agencies CNPq (grant N. 305738/2018-6), CAPES and FAPEMIG.

-
- [1] P. W. Anderson, *Phys. Rev.* **109**, 1492 (1958).
 - [2] A. Lagendijk, B. v. Tiggelen, and D. S. Wiersma, *Physics Today* **62**, 24 (2009).
 - [3] B. Kramer and A. MacKinnon, *Reports on Progress in Physics* **56**, 1469 (1993).
 - [4] R. Nandkishore and D. A. Huse, *Annual Review of Condensed Matter Physics* **6**, 15 (2015).
 - [5] E. Altman and R. Vosk, *Annual Review of Condensed Matter Physics* **6**, 383 (2015).
 - [6] D. A. Abanin and Z. Papić, *Ann. Phys.* **529**, 1700169 (2017),.
 - [7] J. Smith, A. Lee, P. Richerme, B. Neyenhuis, P. W. Hess, P. Hauke, M. Heyl, D. A. Huse, and C. Monroe, *Nature Physics* **12**, 907 (2016), arXiv:1508.07026.
 - [8] P. W. Anderson, *Philos. Mag. B* **52**, 505 (1985).
 - [9] H. Hefei, H. P. Strybulevych, S. E. Skipetrov, and van Tiggelen S. E., *Nature Physics* **4**, 945 (2008).
 - [10] M. Segev, Y. Silberberg, and D. N. Christodoulides, *Nature Photonics* **7**, 197 (2013).
 - [11] A. Pal and D. A. Huse, *Phys. Rev. B* **82**, 174411 (2010).
 - [12] J. Schliemann, J. V. I. Costa, P. Wenk, and J. C. Egues, *Phys. Rev. B* **103**, 174203 (2021).
 - [13] S. Roy and D. E. Logan, *Phys. Rev. B* **104**, 174201 (2021).
 - [14] M. Schreiber, S. S. Hodgman, P. Bordia, H. P. Lüschen, M. H. Fischer, R. Vosk, E. Altman, U. Schneider, and I. Bloch, *Science* **349**, 842 (2015).
 - [15] J.-y. Choi, S. Hild, J. Zeiher, P. Schauß, A. Rubio-Abadal, T. Yefsah, V. Khemani, D. A. Huse, I. Bloch, and C. Gross, *Science* **352**, 1547 (2016).
 - [16] P. Bordia, H. Lüschen, S. Scherg, S. Gopalakrishnan, M. Knap, U. Schneider, and I. Bloch, *Phys. Rev. X* **7**, 041047 (2017).
 - [17] M. Gong, G. D. de Moraes Neto, C. Zha, Y. Wu, H. Rong, Y. Ye, S. Li, Q. Zhu, S. Wang, Y. Zhao, F. Liang, J. Lin, Y. Xu, C.-Z. Peng, H. Deng, A. Bayat, X. Zhu, and J.-W. Pan, *Phys. Rev. Research* **3**, 033043 (2021).
 - [18] F. Monteiro, T. Micklitz, M. Tezuka, and A. Altland, *Phys. Rev. Research* **3**, 013023 (2021).
 - [19] F. Monteiro, M. Tezuka, A. Altland, D. A. Huse, and T. Micklitz, *Phys. Rev. Lett.* **127**, 030601 (2021).
 - [20] F. S. Lozano-Negro, P. R. Zangara, and H. M. Pastawski, *Chaos, Solitons and Fractals* **150**, 111175 (2021).
 - [21] M. Schulz, C. A. Hooley, R. Moessner, and F. Pollmann, *Phys. Rev. Lett.* **122**, 040606 (2019).
 - [22] E. van Nieuwenburg, Y. Baum, and G. Refael, *Proc. Natl. Acad. Sci. U.S.A.* **116**, 9269 (2019).
 - [23] M. B. Franzoni, R. H. Acosta, H. M. Pastawski, and P. R. Levstein, *Philosophical Transactions of the Royal Society A: Mathematical, Physical and Engineering Sciences* **370**, 4713 (2012).
 - [24] P. Ribeiro, A. Lazarides, and M. Haque, *Phys. Rev. Lett.* **124**, 110603 (2020).
 - [25] L.-N. Wu and A. Eckardt, *Phys. Rev. Lett.* **123**, 030602 (2019).
 - [26] J.-Y. Desaulles, A. Hudomal, C. J. Turner, and Z. Papić, *Phys. Rev. Lett.* **126**, 210601 (2021).
 - [27] L. Zhang, Y. Ke, W. Liu, and C. Lee, *Phys. Rev. A* **103**, 023323 (2021).
 - [28] E. V. H. Doggen, I. V. Gornyi, and D. G. Polyakov, *Phys. Rev. B* **103**, L100202 (2021).
 - [29] K. W. Kim, A. Andreanov, and S. Flach, *Phys. Rev. Research* **2**, 023067 (2020).
 - [30] W. Morong, F. Liu, P. Becker, K. S. Collins, L. Feng, A. Kyprianidis, G. Pagano, T. You, A. V. Gorshkov, and C. Monroe, *Nature* **599**, 393.
 - [31] P. Sala, T. Rakovszky, R. Verresen, M. Knap, and F. Pollmann, *Phys. Rev. X* **10**, 011047 (2020).
 - [32] V. Khemani, M. Hermele, and R. Nandkishore, *Phys. Rev. B* **101**, 174204 (2020).
 - [33] S. R. Taylor, M. Schulz, F. Pollmann, and R. Moessner, *Phys. Rev. B* **102**, 054206 (2020).
 - [34] L. Herviou, J. H. Bardarson, and N. Regnault, *Phys. Rev. B* **103**, 134207 (2021).
 - [35] B. Mukherjee, D. Banerjee, K. Sengupta, and A. Sen, *Phys. Rev. B* **104**, 155117 (2021).

- [36] K. Okamoto and K. Nomura, *Physics Letters A* **169**, 433 (1992).
- [37] R. Bursill, G. A. Gehring, D. J. J. Farnell, J. B. Parkinson, T. Xiang, and C. Zeng, *Journal of Physics: Condensed Matter* **7**, 8605 (1995).
- [38] D. J. Luitz, N. Laflorencie, and F. Alet, *Phys. Rev. B* **91**, 081103 (2015).
- [39] E. V. H. Doggen, F. Schindler, K. S. Tikhonov, A. D. Mirlin, T. Neupert, D. G. Polyakov, and I. V. Gornyi, *Phys. Rev. B* **98**, 174202 (2018).
- [40] M. Serbyn and J. E. Moore, *Phys. Rev. B* **93**, 041424 (2016).
- [41] M. Yang and S. R. White, *Phys. Rev. B* **102**, 094315 (2020).
- [42] J. Haegeman, C. Lubich, I. Oseledets, B. Vandereycken, and F. Verstraete, *Phys. Rev. B* **94**, 165116 (2016).
- [43] S. Paeckel, T. Köhler, A. Swoboda, S. R. Manmana, U. Schollwöck, and C. Hubig, *Annals of Physics* **411**, 167998 (2019).
- [44] U. Schollwöck, *Annals of Physics* **326**, 96 (2011), Special Issue.
- [45] P. Weinberg and M. Bukov, *SciPost Phys.* **2**, 003 (2017).
- [46] J. Eisert, M. Cramer, and M. B. Plenio, *Rev. Mod. Phys.* **82**, 277 (2010).
- [47] P. Weinberg and M. Bukov, *SciPost Phys.* **7**, 20 (2019).
- [48] Y. Y. Atas, E. Bogomolny, O. Giraud, and G. Roux, *Phys. Rev. Lett.* **110**, 084101 (2013).
- [49] A pedagogical discussion on eigenvalues distribution of random matrices is pleasantly introduced in Chap. 2 of Ref. [55].
- [50] D. Poilblanc, T. Ziman, J. Bellissard, F. Mila, and G. Montambaux, *Europhys. Lett.* **22**, 537 (1993).
- [51] K. Suthar, P. Sierant, and J. Zakrzewski, *Phys. Rev. B* **101**, 134203 (2020).
- [52] N. Brunner, M. Huber, N. Linden, S. Popescu, R. Silva, and P. Skrzypczyk, *Phys. Rev. E* **89**, 032115 (2014).
- [53] N. Yunger Halpern, C. D. White, S. Gopalakrishnan, and G. Refael, *Phys. Rev. B* **99**, 024203 (2019).
- [54] B. Georgeot and D. L. Shepelyansky, *Phys. Rev. E* **62**, 3504 (2000).
- [55] G. Livan, M. Novaes, and P. Vivo, *Introduction to Random Matrices Theory and Practice*, Springer Briefs in Mathematical Physics Vol. 26, (Springer, Cham, 2018).