

Alternative Formulations for the Fluctuating Two-Ray Fading Model

Maryam Olyae, Juan M. Romero-Jerez, F. Javier Lopez-Martinez and Andrea J. Goldsmith

Abstract—We present two alternative formulations for the distribution of the fluctuating two-ray (FTR) fading model, which simplify its statistical characterization and subsequent use for performance evaluation. New expressions for the probability density function (PDF) and cumulative distribution function of the FTR model are obtained based on the observation that the FTR fading distribution is described, for arbitrary m , as an underlying Rician Shadowed (RS) distribution with continuously varying parameter K , while for the special case of m being an integer, the FTR fading model is described in terms of a finite number of underlying squared Nakagami- m distributions. It is shown that the chief statistics and any performance metric that are computed by averaging over the PDF of the FTR fading model can be expressed in terms of a finite-range integral over the corresponding statistic or performance metric for the RS (for arbitrary m) or the Nakagami- m (for integer m) fading models, which have a simpler analytical characterization than the FTR model and for which many results are available in closed-form. New expressions for some Laplace-domain statistics of interest are also obtained; these are used to exemplify the practical relevance of this new formulation for performance analysis.

Index Terms—Fluctuating Two-Ray, Rician Shadowed, Nakagami- m , Generalized MGF, Incomplete Generalized MGF, Co-Channel Interference (CCI), Multi-Antenna.

I. INTRODUCTION

Stochastic channel propagation models are indispensable for the design, performance evaluation, and comparison of wireless communication systems. With developing communication technologies, existing channel models need to be improved as the new spectral bands, environments and use cases present propagation features that are not properly captured by the well-known classical models. In this regard, the Fluctuating Two-Ray (FTR) fading model was introduced in [1] as a general model to capture the rapid fluctuations of the radio channel in a wide variety of environments, through only three physically-motivated fading model parameters: K , Δ and m .

The FTR fading model includes traditional fading models such as Rayleigh, Rice, Nakagami- m and Hoyt as special

cases, as well as other widely-used models such as Durgin's two-wave with diffuse power (TWDP) fading model. Moreover, the FTR model provides a better match to field measurements than most existing stochastic fading models in different environments, in particular at 28 GHz [3]. Consequently, the FTR fading model has been widely used for the performance analysis of millimeter wave (mmWave) communications [4]–[8], [13]. Nevertheless, the generality of the model permits its application to different environments, such as maritime communications [9]; also, a wide variety of wireless scenarios and metrics have been investigated considering the FTR fading model [10]–[19]. In [4], maximum ratio combining (MRC) was studied for a multi-antenna system considering the m parameter to be an integer. In [5], the coverage probability, average rate and bit error probability of a single-antenna downlink cellular system with inter-cell interference under FTR fading was analyzed, again for integer m . Performance analysis for the sum of squared FTR random variables was presented in [10] and the performance of the equal gain combining (EGC) technique was studied in [11] for arbitrary m in terms of infinite summations. Channel capacity with different power adaption methods under FTR fading was explored, also in terms of infinite summations, in [12]. In [13] and [14] the performance of physical layer security in FTR fading channels was analyzed, relay network performance for the FTR fading was investigated in [6]–[8], [15]; and [16] studied the performance of energy detection in FTR fading.

The analytical results in all the aforementioned works on FTR are given either for the case when the m parameter of the model is an integer or in terms of infinite series when arbitrary m is considered. This is due to the fact that, until now, two different expressions of the probability density function (PDF) of the signal-to-noise ratio (SNR) in FTR fading are available in the literature. The original formulation for the PDF of the SNR of this model was introduced in [1], and an analytical expression based on the hypergeometric function Φ_2 [20] was given for the case of integer m . For the case of arbitrary m , the PDF in [1] can be computed by a numerical inverse Laplace transformation over the moment generating function (MGF), which is provided in closed-form. Later, an alternative expression for the PDF of the SNR valid for arbitrary m was proposed in [17], [18] based on the use of infinite series, and therefore all the performance results based on this formulation entail evaluating an infinite series, which must be truncated to be numerically computed, yielding error bounds, and empirical results are necessary to establish the rate of convergence (which needs to be demonstrated) and the tightness of the approximation, which in general will depend

This work has been funded in part by the Spanish Government and the European Fund for Regional Development FEDER (project TEC2017-87913-R) and by Junta de Andalucía (project P18-RT-3175).

M. Olyae, J. M. Romero-Jerez, and F. J. López-Martínez are with Communications and Signal Processing Lab, Instituto Universitario de Investigación en Telecomunicación (TELMA), Universidad de Málaga, CEI Andalucía TECH. ETSI Telecomunicación, Bulevar Louis Pasteur 35, 29010 Málaga, Spain. (e-mails: maryam.olyae@yahoo.com, romero@dte.uma.es, fjlopezm@ic.uma.es).

A. Goldsmith is with the Electrical and Computer Engineering Department, Princeton University, Princeton, NJ, 08544 USA, (e-mail: goldsmith@princeton.edu).

This work has been submitted to the IEEE for publication. Copyright may be transferred without notice, after which this version may no longer be accessible

on the channel parameters values.

In this paper we introduce two alternative formulations for the PDF of the FTR model (one for arbitrary real m and another for integer m) that avoid the use of infinite series as well as inverse Laplace transformations. These formulations are based on the observation that the FTR fading model can be expressed in terms of some underlying analytically simpler fading models like the Rician Shadowed (RS) [21] or Nakagami- m models. Both newly proposed formulations provide a more complete statistical characterization of the model, thus opening the door to the performance analysis of different wireless scenarios and metrics for the FTR model not found in the literature. In particular, the main contributions of this paper are:

- It is demonstrated that, for arbitrary real m , any given metric or statistical function for FTR fading can be readily obtained by computing a finite-range integral whose integrand is the metric or function available for RS fading.
- When m is an integer, it is demonstrated that any given metric or statistical function for FTR fading can be obtained by computing a finite-range integral whose integrand is the metric or function available for Nakagami- m fading.
- New important statistics relevant to communication theory are obtained by employing these new frameworks: The generalized MGF (GMGF), the incomplete MGF (IMGF), for arbitrary m ; and the incomplete generalized MGF (IGMGF), for integer m .

As the integrands in the presented formulations are continuous bounded functions (for a given average SNR), these finite-range integrals can be efficiently computed. Moreover, in several important cases the resulting integral can be solved in closed-form, as is the case for the GMGF for arbitrary m . Note that both the RS and Nakagami- m fading models have been intensively investigated, particularly the latter. Therefore, all the available results for these fading models directly yield results for FTR fading in a straightforward manner, thus avoiding starting the required statistical analysis from scratch. On the other hand, it should be noted that the RS fading model is a special case of the $\kappa - \mu$ Shadowed fading model when $\mu = 1$ and $\kappa = K$ [22], which has been extensively investigated in the last few years, so that any performance metric already obtained for the $\kappa - \mu$ Shadowed can also be used to obtain the corresponding metric for the FTR model.

The use of finite-range integrals is common in communication theory, two compelling examples being the MGF approach in [23] for error probability analysis, and the proper-integral forms for the Gaussian Q-function [24], the Marcum Q-function [25], and the Pawula F-function [26]. Additional finite-range integral formulations have been used to establish the connection between Hoyt and Rayleigh fading in [27] and between TWDP and Rician fading models [28]. The integral connection between channel models with an arbitrary number N of specular components plus a diffuse components (which includes the FTR model for $N = 2$) and the RS fading model was first identified in [29], but a standard procedure

for leveraging known results for RS fading was not explored.

As an example of applying the derived statistical functions, we obtain outage probability expressions in a number of scenarios considering FTR fading, co-channel interference (CCI) and background noise, as well as when assuming interference-limited scenarios. Numerical results are presented to confirm the accuracy of our analytical derivations, showing the effects of different values of the parameters on the system performance.

The rest of this paper is organized as follows: In Section II, the preliminary definitions are introduced. Section III and IV present the connections between the FTR and, respectively, RS and Nakagami- m fading models, based on which the alternative formulations of the FTR model are carried out. Based on these connections, an outage probability analysis is performed in Section V when the desired signal experiences FTR fading and in the presence of interference. Finally, Section VI provides numerical and simulation results followed by the conclusions in Section VII.

II. PRELIMINARY DEFINITIONS

In the FTR fading model, the wireless channel consists of two fluctuating dominant waves, referred to as specular components, to which other diffusely propagating waves are added. The complex baseband received signal can be expressed as

$$V = \sqrt{\zeta}V_1 \exp(j\phi_1) + \sqrt{\zeta}V_2 \exp(j\phi_2) + X + jY, \quad (1)$$

where V_n and ϕ_n , for $n = 1, 2$, represent, respectively, the average amplitude and the uniformly distributed random phase of the n -th specular component, such that $\phi_n \sim \mathcal{U}[0, 2\pi)$. The term $X + jY$ is a complex Gaussian random variable, with $X, Y \sim \mathcal{N}(0, \sigma^2)$, representing the diffuse received signal component due to the combined reception of numerous weak scattered waves. On the other hand, ζ is a unit-mean Gamma distributed random variable modulating the specular components, whose PDF is given by

$$f_\zeta(u) = \frac{m^m u^{m-1}}{\Gamma(m)} e^{-mu}. \quad (2)$$

This model is conveniently expressed in terms of the parameters K and Δ , defined as

$$\Delta = \frac{2V_1V_2}{V_1^2 + V_2^2}, \quad (3)$$

$$K = \frac{V_1^2 + V_2^2}{2\sigma^2}, \quad (4)$$

where K denotes the power ratio of the specular components to the diffuse components, and Δ provides a measure of the similarity of the two specular components, ranging from 0 (one specular component is absent) to 1 (the specular components have the same amplitude). Additionally, we define the ancillary random variable $\theta \triangleq \phi_1 - \phi_2$. Note that, as the phase difference is modulo 2π , θ will be uniformly distributed, and therefore we can write $\theta \sim \mathcal{U}[0, 2\pi)$.

Throughout this paper, we will characterize the distribution of the instantaneous SNR at the receiver, which will be denoted by $\gamma = (E_s/\bar{N}_0) |V|^2$, with E_s and \bar{N}_0 representing,

respectively, the energy density per symbol and the power spectral density.

Definition 1: A random variable γ following a FTR distribution with parameters m , K , Δ and mean $\bar{\gamma}$ will be denoted by $\gamma \sim \mathcal{FTR}(\bar{\gamma}, m, K, \Delta)$, and its PDF will be denoted by $f_{\gamma}^{\text{FTR}}(x; \bar{\gamma}, m, K, \Delta)$, where the parameters may be dropped from the notation when there is no confusion.

Definition 2: A random variable γ following a squared RS distribution with parameters m , K_r and $\bar{\gamma}$ will be denoted by $\gamma \sim \mathcal{RS}(\bar{\gamma}, m, K_r)$, and its PDF can be written as

$$f_{\gamma}^{\text{RS}}(x; \bar{\gamma}, m, K_r) = \left(\frac{m}{m + K_r} \right)^m \frac{1 + K_r}{\bar{\gamma}} \times \exp\left(-\frac{1 + K_r}{\bar{\gamma}} x\right) {}_1F_1\left(m; 1; \frac{K_r(1 + K_r)}{\bar{\gamma}(m + K_r)} x\right), \quad (5)$$

where ${}_1F_1(\cdot)$ is the confluent hypergeometric function of the first kind [30, eq. (9.210.1)], $\bar{\gamma} = (E_s/\bar{N}_0)2\sigma^2(1 + K_r)$, and $K_r = \frac{\Omega}{2\sigma^2}$, where Ω and $2\sigma^2$ are the powers of the specular and diffuse components, respectively.

Definition 3: A random variable γ following a squared Nakagami- \hat{m} distribution is expressed as $\gamma \sim \mathcal{K}(\hat{\gamma}, \hat{m})$, and its PDF, with integer \hat{m} , is given by

$$f_{\gamma}^{\mathcal{K}}(x; \hat{\gamma}, \hat{m}) = \left(\frac{\hat{m}}{\hat{\gamma}} \right)^{\hat{m}} \frac{x^{\hat{m}-1}}{(\hat{m}-1)!} e^{-x\hat{m}/\hat{\gamma}}. \quad (6)$$

III. FTR FORMULATION AS A CONTINUOUS MIXTURE OF RS VARIATES

In this section, we explore the connection of the FTR model with the RS fading model and present a new formulation of the PDF, the cumulative distribution function (CDF) and the moments for the FTR fading channel which are valid for arbitrary real m . We also present results for relevant Laplace-domain statistics that have not been previously investigated for FTR, such as the GMGF and IMGF.

A. PDF and CDF of the FTR fading

Expressions for the PDF and CDF of the FTR model as a continuous mixture of RS variates are now derived. As a direct implication of this connection, we will show that any performance metric for FTR fading can be readily obtained from its counterpart for RS fading.

Lemma 1. Let γ be a random variable such that $\gamma \sim \mathcal{FTR}(\bar{\gamma}; m, K, \Delta)$, then γ is a continuous mixture of squared RS variates, whose PDF is given as

$$f_{\gamma}^{\text{FTR}}(x; \bar{\gamma}, m, K, \Delta) = \frac{1}{\pi} \int_0^{\pi} f_{\gamma|\theta}^{\text{RS}}(x; \bar{\gamma}, m, K(1 + \Delta \cos(\theta))) d\theta, \quad (7)$$

with $\gamma|\theta \sim \mathcal{RS}(\bar{\gamma}, m, K(1 + \Delta \cos(\theta)))$.

Proof. For a particular realization of the random variable ζ , the channel model defined in (1) corresponds to the TWDP model. Therefore, the PDF of the SNR for the FTR model can be written as

$$f_{\gamma}^{\text{FTR}}(x; m, K, \Delta) = E_{\zeta} \left[f_{\gamma|\zeta}^{\text{TWDP}}(x; \zeta K, \Delta) \right], \quad (8)$$

where $E_X[\cdot]$ denotes the expectation operator over the random variable X and f^{TWDP} denotes the PDF of the TWDP model.

Additionally, when there is only one specular component in (1) the FTR model collapses to the RS fading model, from which the Rice fading model is obtained for a particular realization of ζ . Thus, denoting the PDF of the Rice model as f^{Rice} , we can write

$$f_{\gamma}^{\text{RS}}(x; m, K_r) = E_{\zeta} \left[f_{\gamma|\zeta}^{\text{Rice}}(x; \zeta K_r) \right]. \quad (9)$$

On the other hand, it was shown in [28] that the TWDP and the Rice fading models are related by

$$f_{\gamma}^{\text{TWDP}}(x; \hat{K}, \Delta) = E_{\theta} \left[f_{\gamma|\theta}^{\text{Rice}}(x; \hat{K}(1 + \Delta \cos(\theta))) \right]. \quad (10)$$

Consequently, using (8) and (10), the PDF of the FTR model can be written as

$$\begin{aligned} f_{\gamma}^{\text{FTR}}(x; m, K, \Delta) &= E_{\zeta} \left[E_{\theta} \left[f_{\gamma|\theta, \zeta}^{\text{Rice}}(x; \zeta K(1 + \Delta \cos(\theta))) \right] \right] \\ &= E_{\theta} \left[E_{\zeta} \left[f_{\gamma|\theta, \zeta}^{\text{Rice}}(x; \zeta K(1 + \Delta \cos(\theta))) \right] \right], \end{aligned} \quad (11)$$

and taking into account (9) we have

$$\begin{aligned} f_{\gamma}^{\text{FTR}}(x; m, K, \Delta) &= E_{\theta} \left[f_{\gamma|\theta}^{\text{RS}}(x; m, K(1 + \Delta \cos(\theta))) \right] \\ &= \frac{1}{2\pi} \int_0^{2\pi} f_{\gamma|\theta}^{\text{RS}}(x; m, K(1 + \Delta \cos(\theta))) d\theta. \end{aligned} \quad (12)$$

Considering the symmetry of the cosine function around π , the integration with respect to θ can be performed in $[0, \pi]$, thus obtaining (7). \square

Remark 1. It must be noted that the factor $\frac{\bar{\gamma}}{1+K}$ remains invariant in the transformation defined in (7), and this is also true for all the transformations defined in the proof of Lemma 1 in all subsequent expressions. This is due to the fact that parameters K and $\bar{\gamma}$ are related by the expression $\bar{\gamma} = (E_s/\bar{N}_0)(V_1^2 + V_2^2 + 2\sigma^2) = (E_s/\bar{N}_0)2\sigma^2(1 + K)$, therefore, if K varies as a function of ζ and/or θ , then $\bar{\gamma}$ also varies as $\bar{\gamma}(\zeta, \theta) = (E_s/\bar{N}_0)2\sigma^2(1 + K(\zeta, \theta))$, yielding,

$$\frac{\bar{\gamma}}{1 + K} = (E_s/\bar{N}_0)2\sigma^2 = \frac{\bar{\gamma}(\zeta, \theta)}{1 + K(\zeta, \theta)}. \quad (13)$$

Corollary 1. Let $\gamma \sim \mathcal{FTR}(\bar{\gamma}, m, K, \Delta)$, then, its PDF can be computed as

$$\begin{aligned} f_{\gamma}^{\text{FTR}}(x; \bar{\gamma}, m, K, \Delta) &= \frac{1}{\pi} \int_0^{\pi} \left(\frac{m}{m + K(1 + \Delta \cos(\theta))} \right)^m \exp\left(-\frac{1 + K}{\bar{\gamma}} x\right) \\ &\times \frac{1 + K}{\bar{\gamma}} {}_1F_1\left(m; 1; \frac{(1 + K)K(1 + \Delta \cos(\theta))}{\bar{\gamma}m + \bar{\gamma}K(1 + \Delta \cos(\theta))} x\right) d\theta. \end{aligned} \quad (14)$$

Proof. This expression is obtained by plugging (5) into (7) and considering (13). \square

It was demonstrated in [1] that the FTR fading model collapses to the Hoyt fading model for $m = 1$. In this regard, it can be easily shown that the integral connection between the Hoyt and Rayleigh models presented in [27] is actually a particular case of (14) when $m = 1$.

Remark 2. Lemma 1 implies that, conditioning on θ , the FTR distribution is actually a RS distribution, and we can write the conditional PDF as

$$f_{\gamma|\theta}^{\text{FTR}}(x; m, K, \Delta) = f_{\gamma|\theta}^{\text{RS}}(x; m, K(1 + \Delta \cos(\theta))) = \left(\frac{m}{m + K(1 + \Delta \cos(\theta))} \right)^m \frac{1 + K}{\bar{\gamma}} \exp\left(-\frac{1 + K}{\bar{\gamma}}x\right) \times {}_1F_1\left(m; 1; \frac{K(1 + K)(1 + \Delta \cos(\theta))}{\bar{\gamma}m + K\bar{\gamma}(1 + \Delta \cos(\theta))}x\right), \quad (15)$$

which will be used in subsequent derivations.

Lemma 2. Let $\gamma \sim \mathcal{FTR}(\bar{\gamma}, m, K, \Delta)$, then, its CDF can be calculated as

$$F_{\gamma}^{\text{FTR}}(x; m, K, \Delta) = \frac{1}{\pi} \int_0^{\pi} \frac{1 + K}{\bar{\gamma}} x \left(\frac{m}{m + K(1 + \Delta \cos(\theta))} \right)^m \times \Phi_2\left(1 - m, m; 2; -\frac{1 + K}{\bar{\gamma}}x; \frac{-(1 + K)mx}{\bar{\gamma}(m + K(1 + \Delta \cos(\theta)))}\right) d\theta, \quad (16)$$

where Φ_2 is the bivariate confluent hypergeometric function defined in [31, p. 34, eq. (8)].

Proof. The CDF of the FTR can be written from the CDF of the RS that was obtained in [32, eq. (8)] as follows:

$$F_{\gamma}^{\text{RS}}(x) = \frac{1 + K}{\bar{\gamma}} x \left(\frac{m}{m + K} \right)^m \times \Phi_2\left(1 - m, m; 2; -\frac{1 + K}{\bar{\gamma}}x; -\frac{(1 + K)mx}{\bar{\gamma}(m + K)}\right), \quad (17)$$

then, it is clear from Remarks 1 and 2 that the conditional CDF of the FTR model can be written as

$$F_{\gamma|\theta}^{\text{FTR}}(x; m, K, \Delta) = F_{\gamma}^{\text{RS}}(x; K(1 + \Delta \cos(\theta))) = \frac{1 + K}{\bar{\gamma}} x \left(\frac{m}{m + K(1 + \Delta \cos(\theta))} \right)^m \times \Phi_2\left(1 - m, m; 2; -\frac{1 + K}{\bar{\gamma}}x; -\frac{(1 + K)mx}{\bar{\gamma}m + K\bar{\gamma}(1 + \Delta \cos(\theta))}\right). \quad (18)$$

By integrating over the parameter θ , the proof is completed. \square

Based on the connection between the FTR and the RS distributions, we show in the following lemma that the performance metrics of FTR can be derived from the metrics of the RS fading model.

Lemma 3. Let $h(\gamma)$ be a performance metric (or function) depending on the instantaneous SNR γ , and let $X^{\text{RS}}(\bar{\gamma}, m, K)$ be the metric (or statistical function) in RS fading obtained by averaging over an interval of the PDF of the SNR, i.e.,

$$X^{\text{RS}}(\bar{\gamma}, m, K) = \int_a^b h(x) f_{\gamma}^{\text{RS}}(x; \bar{\gamma}, m, K) dx, \quad (19)$$

where $0 \leq a \leq b < \infty$. Then, the average performance metric in FTR fading channels can be calculated as

$$X^{\text{FTR}}(\bar{\gamma}, m, K, \Delta) = \frac{1}{\pi} \int_0^{\pi} X^{\text{RS}}(\bar{\gamma}, m, K(1 + \Delta \cos(\theta))) d\theta, \quad (20)$$

where Remark 1 must be taken into account.

Proof. The average metric in a FTR fading channel will be calculated as

$$X^{\text{FTR}}(\bar{\gamma}, m, K, \Delta) = \int_a^b h(x) f_{\gamma}^{\text{FTR}}(x; \bar{\gamma}, m, K, \Delta) dx. \quad (21)$$

The result is obtained by plugging (7) into (21) and changing the order of integration. \square

Lemma 3 has important consequences, as the RS model has a simpler formulation than the FTR model and different performance metrics for the latter are available in the literature in closed-form.

B. MGF of the FTR fading

As a consequence of Remark 2, the conditional MGF of the FTR distribution can be written as

$$M_{\gamma|\theta}^{\text{FTR}}(s; m, K, \Delta) = M_{\gamma}^{\text{RS}}(s; m, K(1 + \Delta \cos(\theta))), \quad (22)$$

where M_{γ}^{RS} is the MGF of the squared RS distribution, which is given by [21]:

$$M_{\gamma}^{\text{RS}}(s; m, K, \Delta) = \frac{m^m \left(1 - \frac{\bar{\gamma}}{1+K}s\right)^{m-1}}{\left(m - \left(m \frac{\bar{\gamma}}{1+K} + \frac{\bar{\gamma}}{1+K}K\right)s\right)^m}. \quad (23)$$

Therefore, noting that $\frac{\bar{\gamma}}{1+K}$ remains invariant, as justified in Remark 1, the unconditional MGF of the FTR model will be

$$M_{\gamma}^{\text{FTR}}(s; m, K, \Delta) = \frac{1}{\pi} \int_0^{\pi} M_{\gamma|\theta}^{\text{FTR}}(s; K, \Delta) d\theta = \frac{1}{\pi} \int_0^{\pi} \frac{(1 + K)m^m(1 + K - \bar{\gamma}s)^{m-1}}{\left((1 + K)m - (m + K(1 + \Delta \cos(\theta)))\bar{\gamma}s\right)^m} d\theta. \quad (24)$$

This integral can be solved in closed-form, as shown in the Appendix as integral I1, yielding

$$M_{\gamma}^{\text{FTR}}(s; m, K, \Delta) = \frac{(1 + K)m^m(1 + K - \bar{\gamma}s)^{m-1}}{\sqrt{R}} \times P_{m-1}\left(\frac{(1 + K)m - (m + K)\bar{\gamma}s}{\sqrt{R}}\right), \quad (25)$$

where $P_{m-1}(\cdot)$ is the Legendre function of the first kind of degree $m - 1$ and R is defined as

$$R \triangleq ((1 + K)m - (m + K)\bar{\gamma}s)^2 - (K\bar{\gamma}\Delta s)^2 = \left[(m + K)^2 - (K\Delta)^2\right] \bar{\gamma}^2 s^2 - 2(1 + K)m(m + K)\bar{\gamma}s + [(1 + K)m]^2. \quad (26)$$

The MGF expression given in (25)-(26) coincides with the one previously obtained in [1, eqs. (8)-(9)], which, by virtue of the uniqueness theorem of the MGF, confirms that the PDF given in (14) is a generalization, for arbitrary m , of the PDF given in [1, eq. (15)].

C. Generalized MGF and moments

The generalized MGF is an important statistical function relevant to wireless communication theory, as it naturally appears when analyzing different scenarios such as energy detection probability, outage probability with co-channel interference in interference limited scenarios, physical layer security analysis [33], or in the context of composite fading channel modeling [34]. The GMGF of a random variable X is defined:

$$M_X^{(n)}(s) = \int_0^\infty x^n \exp(xs) f_X(x) dx. \quad (27)$$

Note that in the case of $n \in \mathbb{N}$, the generalized MGF coincides with the n^{th} order derivative of the MGF.

Lemma 4. *Let $\gamma \sim \mathcal{FTR}(\bar{\gamma}; m, K, \Delta)$, then, the GMGF of γ can be obtained in closed-form as (28), where ${}_2F_1(\cdot)$ is the Gaussian hypergeometric function [30, eq. (9.100)] and where $(a)_n$ is the Pochhammer symbol.*

Proof. The conditional generalized MGF can be written by plugging (15) into (27), i.e.:

$$\begin{aligned} M_{\gamma|\theta}^{(n)}(s) &= \int_0^\infty x^n \exp(xs) \left(\frac{m}{m+K(1+\Delta \cos(\theta))} \right)^m \\ &\quad \times \frac{1+K}{\bar{\gamma}} \exp\left(-\frac{1+K}{\bar{\gamma}}x\right) \\ &\quad \times {}_1F_1\left(m; 1; \frac{K(1+K)(1+\Delta \cos(\theta))}{\bar{\gamma}m+K\bar{\gamma}(1+\Delta \cos(\theta))}x\right) dx. \end{aligned} \quad (29)$$

The integral in (29) can be solved with the help of [30, eq. (7.621.4)] as

$$\begin{aligned} M_{\gamma|\theta}^{(n)}(s) &= \left(\frac{m}{m+K+K\Delta \cos(\theta)} \right)^m \frac{1+K}{(1+K-\bar{\gamma}s)^{n+1}} \bar{\gamma}^n \Gamma(n+1) \\ &\quad {}_2F_1\left(m, n+1; 1; \frac{(1+K)(K+K\Delta \cos(\theta))}{(m+K+K\Delta \cos(\theta))(1+K-\bar{\gamma}s)}\right), \\ &= \left(\frac{m(1+K-\bar{\gamma}s)}{m(1+K)-(m+K+K\Delta \cos(\theta))\bar{\gamma}s} \right)^m \\ &\quad \times \frac{(1+K)\Gamma(n+1)}{(1+K-\bar{\gamma}s)^{n+1}} \bar{\gamma}^n \times \\ &\quad {}_2F_1\left(m, -n; 1; -\frac{(1+K)(K+K\Delta \cos(\theta))}{(m+K+K\Delta \cos(\theta))(1+K-\bar{\gamma}s)}\right), \end{aligned} \quad (30)$$

where the last equality is obtained with the help of [30, eq. (9.131)]. Besides, based on [31, p.17 eq. (12)] for integer n , the hypergeometric function can be written as

$$\begin{aligned} {}_2F_1(m, -n; c; z) &= {}_2F_1(-n, m; c; z) \\ &= \sum_{l=0}^n (-1)^l \binom{n}{l} \frac{(m)_l}{(c)_l} z^l, \end{aligned} \quad (31)$$

thus, the conditional GMGF is determined as

$$\begin{aligned} M_{\gamma|\theta}^{(n)}(s) &= n! \frac{m^m (1+K-\bar{\gamma}s)^m}{(1+K-\bar{\gamma}s)^{n+1}} \bar{\gamma}^n \sum_{l=0}^n \binom{n}{l} \frac{(m)_l}{l!} \\ &\quad \times \frac{(1+K)^{l+1} K^l (1+\Delta \cos(\theta))^l}{[m(1+K)-(m+K+K\Delta \cos(\theta))\bar{\gamma}s]^{l+m}}. \end{aligned} \quad (32)$$

Therefore, the unconditional GMGF will be given by

$$M_\gamma^{(n)} = \frac{1}{\pi} \int_0^\pi M_{\gamma|\theta}^{(n)}(s) d\theta,$$

and with the help of integral I2 solved in the Appendix the proof is completed. \square

It should be noted that (28) is valid for all possible values of the channel parameters when s is a non-positive real number (which is usually the case in communication theory applications), since for the Gaussian hypergeometric function ${}_2F_1(a, b; c; z)$ in the expression it is always true that $z \in \mathbb{R}$ with $z \leq 0$, which permits its computation using its integral representation [30, eq. (9.111)].

The moments of the SNR can be readily obtained from the GMGF, as we now show.

Corollary 2. *Let $\gamma \sim \mathcal{FTR}(\bar{\gamma}; m, K, \Delta)$, then, the moments of γ will be given by*

$$\begin{aligned} \mu^n &= n! \left(\frac{\bar{\gamma}}{1+K} \right)^n \sum_{l=0}^n \binom{n}{l} \frac{K^l (m)_l}{l! m^l} \\ &\quad \times \sum_{q=0}^l (-1)^q \binom{l}{q} \frac{\Gamma(\frac{1}{2}+q)}{\sqrt{\pi} \Gamma(1+q)} (2\Delta)^q (1-\Delta)^{l-q}. \end{aligned} \quad (33)$$

Proof. This result is obtained by simply substituting $s = 0$ in (28). \square

The moments of the FTR model were presented in [19], however, different expressions were given for different values of the parameter Δ . On the other hand, (33) is valid for any Δ .

D. Incomplete MGF of the FTR model

The incomplete MGF is widely used in different situations for analyzing the performance of communication systems, therefore it has prominent relevance in communication theory. These situations include order statistics, symbol and bit error rate calculations, capacity analysis in fading channels, outage probability in cellular systems, adaptive scheduling techniques, cognitive relay networks, or physical layer security [35].

The lower and upper IMGf of a random variable X are defined by changing one of the limits of integration in the definition of the MGF by a non-negative real number $\delta \in (0, \infty)$, as follows [35]:

$$\mathcal{M}_X^l(s, \delta) \triangleq \int_0^\delta e^{sx} f_X(x) dx \quad (34)$$

$$\mathcal{M}_X^u(s, \delta) \triangleq \int_\delta^\infty e^{sx} f_X(x) dx. \quad (35)$$

$$M_\gamma^{(n)}(s) = n!m^m(1+K-\bar{\gamma}s)^{m-n-1}\bar{\gamma}^n \sum_{l=0}^n \binom{n}{l} \frac{(m)_l}{l!} \frac{(1+K)^{l+1}K^l}{[m(1+K)-(m+K-K\Delta)\bar{\gamma}s]^{m+l}} \sum_{q=0}^l \binom{l}{q} (1-\Delta)^{l-q}(2\Delta)^q$$

$$\times \frac{\Gamma(\frac{1}{2}+q)\Gamma(\frac{1}{2})}{\pi\Gamma(q+1)} {}_2F_1\left(m+l, \frac{1}{2}+q; q+1; \frac{2K\Delta\bar{\gamma}s}{m(1+K)-(m+K-K\Delta)\bar{\gamma}s}\right). \quad (28)$$

The MGF of X is related to the lower and upper MGF by the relations:

$$M_X(s) = \mathcal{M}_X^l(s, \infty) = \mathcal{M}_X^u(s, 0), \quad (36)$$

$$\mathcal{M}_X^u(s, \delta) = M_X(s) - \mathcal{M}_X^l(s, \delta). \quad (37)$$

In the following lemma, an expression of the lower incomplete MGF is provided for the FTR model.

Lemma 5. *Let $\gamma \sim \mathcal{FTR}(\bar{\gamma}, m, K, \Delta)$, then, its lower IMGF is given in (38) (see the top of the next page), where Φ_2 is the bivariate confluent hypergeometric function.*

Proof. This result is obtained by considering Lemma 3 and using the lower IMGF of the RS model presented in [35, eq. (13)]. \square

IV. FTR FORMULATION AS A CONTINUOUS MIXTURE OF NAKAGAMI- m VARIATES

In this section, we describe a formulation to connect the Nakagami- m model to the FTR fading for integer m . In this regard, we introduce the PDF, CDF and the incomplete generalized MGF of the FTR fading model in terms of finite-range integrals of elementary functions. Note that the GMGF, the IMGF, and the moments are particular cases of the IGMGF, from which they can easily be obtained. We also show that any given metric already known for Nakagami- m can be readily extended to the FTR case when m is an integer.

Lemma 6. *Let γ be a random variable such that $\gamma \sim \mathcal{FTR}(\bar{\gamma}; m, K, \Delta)$ with $m \in \mathbb{N}$, then γ is a continuous mixture of squared Nakagami- m variates, which PDF and CDF are given, respectively, as*

$$f_\gamma^{\text{FTR}}(x; \bar{\gamma}, m, K, \Delta) = \frac{1}{\pi} \int_0^\pi \sum_{i=0}^{m-1} C_i(\theta) f_{\gamma|\theta, i}^{\mathcal{K}}(x; (m-i)\Omega(\theta), m-i) d\theta, \quad (39)$$

$$F_\gamma^{\text{FTR}}(x; \bar{\gamma}, m, K, \Delta) = 1 - \frac{1}{\pi} \int_0^\pi \sum_{i=0}^{m-1} C_i(\theta) e^{-x/\Omega(\theta)} \sum_{r=0}^{m-i-1} \frac{1}{r!} \left(\frac{x}{\Omega(\theta)}\right)^r d\theta, \quad (40)$$

where $\gamma|\theta, i \sim \mathcal{K}(x; (m-i)\Omega(\theta), m-i)$ and

$$C_i(\theta) = \binom{m-1}{i} \frac{m^i (K(1+\Delta \cos(\theta)))^{m-i-1}}{(m+K(1+\Delta \cos(\theta)))^{m-1}}, \quad (41)$$

$$\Omega(\theta) = \frac{\bar{\gamma}}{1+K} \frac{m+K(1+\Delta \cos(\theta))}{m}. \quad (42)$$

Proof. It was shown in [36] that, when parameter m is an integer, the PDF and CDF of the squared RS distribution can be expressed in terms of the statistics of the squared Nakagami- m . By recognizing that the RS fading model is a special case of the $\kappa - \mu$ Shadowed fading model when $\mu = 1$ and $\kappa = K$ we can write:

$$f^{\text{RS}}(x; \bar{\gamma}, m, K) = \sum_{j=0}^{m-1} B_j f^{\mathcal{K}}(x; (m-j)\Omega_B; m-j), \quad (43)$$

$$F^{\text{RS}}(x; \bar{\gamma}, m, K) = 1 - \sum_{l=1}^{m-1} B_l e^{-x/\Omega_B} \sum_{r=0}^{m-l-1} \frac{1}{r!} \left(\frac{x}{\Omega_B}\right)^r, \quad (44)$$

where

$$B_j = \binom{m-1}{j} \frac{m^j K^{m-1-j}}{(m+K)^{m-1}}, \quad (45)$$

$$\Omega_B = \frac{\bar{\gamma}}{1+K} \frac{m+K}{m}. \quad (46)$$

If we now apply Lemma 3, the PDF and CDF of the FTR model are obtained. \square

We now demonstrate that any performance metric already known for Nakagami- m fading with integer m can readily be extended to FTR fading by applying a finite range integral to the Nakagami- m metric.

Lemma 7. *Let $h(\gamma)$ be a performance metric (or function) depending on the instantaneous SNR γ , and let $X^{\mathcal{K}}(\bar{\gamma}, m)$ be the metric (or statistical function) under Nakagami- m fading with average SNR $\bar{\gamma}$ and integer m obtained by averaging over an interval of the PDF of the SNR, i.e.,*

$$X^{\mathcal{K}}(\bar{\gamma}, m) = \int_a^b h(x) f_\gamma^{\mathcal{K}}(x; \bar{\gamma}, m, \Delta) dx, \quad (47)$$

where $0 \leq a \leq b < \infty$. Then, the average performance metric in FTR fading channels with average SNR $\bar{\gamma}$ and integer m can be calculated as

$$X^{\text{FTR}}(\bar{\gamma}, m, K, \Delta) = \frac{1}{\pi} \int_0^\pi \sum_{i=0}^{m-1} C_i(\theta) X^{\mathcal{K}}((m-i)\Omega(\theta), m-i) d\theta. \quad (48)$$

Proof. From Lemma 3, any metric or statistical function for the FTR model, $X^{\text{FTR}}(\bar{\gamma}, m, K, \Delta)$, can be calculated in terms of the RS metric. By considering that, for integer m , the statistics of the RS model can be written in terms of the Nakagami- m model, as shown in Lemma 6, the proof is completed. \square

$$M_\gamma^l(s, z) = \frac{1}{\pi} \int_0^\pi \frac{m^m(1+K)z}{\bar{\gamma}(m+K(1+\Delta \cos(\theta)))^m} \Phi_2 \left(1-m, m, 2, \left(s - \frac{1+K}{\bar{\gamma}} \right) z, \left(s - \frac{m(1+K)}{\bar{\gamma}(m+K+K\Delta \cos(\theta))} \right) z \right) d\theta. \quad (38)$$

It is important to note that the Nakagami- m model has been for decades a widely used stochastic fading model for wireless channels, for which closed-form results are available for a myriad of performance metrics and system models. From Lemma 7, all those results can be readily extended in a straightforward manner to the much more general FTR fading model.

A. Incomplete generalized MGF of FTR

The incomplete generalized MGF finds application in the outage probability calculation in the presence of co-channel interference and background noise [37] or in the secrecy outage when the legitimate link undergoes arbitrary fading [35]. The (upper) incomplete generalized MGF of a random variable X is defined as follows:

$$G_X(n, s, \Lambda) = \int_\Lambda^\infty x^n e^{sx} f_X(x) dx, \quad (49)$$

where $f_X(x)$ is the PDF of X and we assume $n \in \mathbb{N}$.

Lemma 8. *Let a random variable $\gamma \sim \mathcal{FTR}(\bar{\gamma}; m, K, \Delta)$ with $m \in \mathbb{N}$. Then, the IGMGF of γ is obtained as*

$$G_\gamma^{\text{FTR}}(n, s, \Lambda; \bar{\gamma}, m, K, \Delta) = \frac{1}{\pi} \int_0^\pi \sum_{i=0}^{m-1} C_i(\theta) G_\gamma^K(n, s, \Lambda; (m-i)\Omega(\theta), m-i) d\theta, \quad (50)$$

where $C_i(\theta)$ and $\Omega(\theta)$ are defined in (41) and (42), respectively, and $G_\gamma^K(n, s, \Lambda; \hat{\gamma}, \hat{m})$ is the IGMGF of the Nakagami- m fading that was obtained in [37, eq. (25)] which, using [30, eq. 8.352.2], can be written as

$$G_\gamma^K(n, s, \Lambda; \hat{\gamma}, \hat{m}) = \frac{(\hat{m}/\hat{\gamma})^{\hat{m}}}{(\hat{m}/\hat{\gamma} - s)^{\hat{m}+n}} \times \frac{(\hat{m} + n - 1)!}{(\hat{m} - 1)!} e^{-(\hat{m}/\hat{\gamma} - s)\Lambda} \sum_{j=0}^{\hat{m}+n-1} \frac{(\hat{m}/\hat{\gamma} - s)^j \Lambda^j}{j!}. \quad (51)$$

Proof. This result is obtained by the direct application of Lemma 7 to (51). \square

V. APPLICATION EXAMPLE: OUTAGE PROBABILITY OF MULTI-ANTENNA RECEIVER WITH CCI

The statistical analysis carried out in the previous sections allows to analyze numerous wireless scenarios undergoing FTR fading, including those arising from the incomplete and generalized MGF formulations, as well as those available in the literature when assuming RS or Nakagami- m fading. As an example of application, in this section we investigate the outage probability in a wireless communication system in the presence co-channel interference (CCI) when the desired user experiences FTR fading and considering two different

scenarios: (A) the desired signal experiences FTR fading (with integer m) and the receiver suffers CCI and background noise; and (B) the desired signal experience FTR fading (with arbitrary m) and the receiver is CCI limited, i.e., the background noise is assumed to be negligible.

Consider a wireless communication system where the receiver is affected by L interfering signals and additive white Gaussian noise (AWGN). The received signal from the desired user and the interfering users undergo FTR and i.i.d. Rayleigh fading, respectively. Thus, the SINR at the receiver can be written as

$$\text{SINR} = \frac{W}{Y + N_0}, \quad (52)$$

where W is the received power from the desired signal, Y is the sum of L independent exponential random variables, and N_0 is the background noise power. The outage probability of the SINR for the considered system can be defined as

$$P_{\text{out}} = P \left(\frac{W}{Y + N_0} < R_{th} \right), \quad (53)$$

where R_{th} denotes the SINR threshold. On the other hand, the CDF of the total interference power can be expressed as [37, eq. (8)]

$$F_Y(y) = 1 - e^{-y/P_I} \sum_{k=0}^{L-1} \frac{1}{k!} \left(\frac{y}{P_I} \right)^k, \quad (54)$$

where P_I denotes the received power for every CCI signal which, for simplicity, is assumed to be the same for all interferers.

A. CCI with background noise case with integer m

The outage probability when the background noise cannot be neglected is given by

$$P_{\text{out}} = F_W(R_{th}N_0) + \int_{R_{th}N_0}^\infty \left[1 - F_Y \left(\frac{w}{R_{th}} - N_0 \right) \right] f_W(w) dw, \quad (55)$$

where $f_W(w)$ is the PDF of W . Note that all the statistical functions of W are intimately related to functions of the SNR γ derived in the previous sections, as $W = \frac{\gamma}{E_s/N_0}$; and it is straightforward to show that, in practice, they are obtained by considering \bar{W} instead of $\bar{\gamma}$ in the expressions, with $\bar{W} = \frac{\bar{\gamma}}{E_s/N_0}$.

From (54) and (55), the outage probability can be written as [37, eq. (21)]

$$P_{\text{out}} = F_W(R_{th}N_0) + \sum_{k=0}^{L-1} \sum_{l=0}^k \frac{e^{N_0/P_I} (-N_0)^{k-l}}{l!(k-l)! P_I^k R_{th}^l} \times G_W \left(l, -\frac{1}{R_{th}P_I}, R_{th}N_0 \right), \quad (56)$$

where $F_W(w)$ and $G_W(n, s, \Delta)$ are, respectively, the CDF and IGMGF of the received power signal under FTR fading, which can be directly obtained for integer m from (40) and (51), respectively, yielding (57), which can be efficiently computed by simple finite-range integrations of elementary functions.

B. Interference limited case with arbitrary m

We now consider a wireless communication system with N receive antennas performing MRC with negligible background noise, i.e., the system is interference limited with L i.i.d. Rayleigh interferers. In this case, W in (52) represents the output signal at the MRC receiver from the desired user, which is assumed to undergo FTR fading with arbitrary m . The outage probability can be computed now as

$$\hat{P}_{\text{out}} = 1 - \int_0^{\infty} F_Y(w/\hat{R}_{th}) f_W(w) dw, \quad (58)$$

where \hat{R}_{th} is the SIR threshold. By plugging (54) into (58), we have

$$\hat{P}_{\text{out}} = \sum_{k=0}^{L-1} \frac{1}{k!} \left(\frac{1}{\hat{R}_{th} P_I} \right)^k \int_0^{\infty} w^k e^{-w/\hat{R}_{th} P_I} f_W(w) dw. \quad (59)$$

The integral in (59) represents the k -th order generalized MGF of W , $M_W^{(k)}(s)$, when $s = \frac{-1}{\hat{R}_{th} P_I}$. Assuming the received power at every antenna to be affected by i.i.d. FTR fading with average \bar{W} , the MGF of W at the MRC output will be given by

$$M_W(s) = \prod_{i=1}^N M_{W_i}(s), \quad (60)$$

where W_i is the received signal power at the i -th antenna. The k -th ordered GMGF of W is determined as [37, eq. (13)]

$$M_W^{(k)}(s) = \frac{d^k M_W(s)}{ds^k} = k! \sum_{\mathcal{U}} \prod_{i=1}^N \frac{M_{W_i}^{(u_i)}(s)}{u_i!}, \quad (61)$$

where \mathcal{U} is a set of N -tuples such that $\mathcal{U} = \{(u_1 \dots u_N), u_i \in \mathbb{N}, \sum_{i=1}^N u_i = k\}$, and $M_{W_i}^{(u_i)}(s)$ is the u_i -th order GMGF of the received signal power at the i -th antenna. Then, the outage probability will be given by [37, eq. (15)]

$$\hat{P}_{\text{out}} = \sum_{k=0}^{L-1} \left(\frac{1}{\hat{R}_{th} P_I} \right)^k \sum_{\mathcal{U}} \prod_{i=1}^N \frac{1}{u_i!} M_{W_i}^{(u_i)} \left(\frac{1}{\hat{R}_{th} P_I} \right), \quad (62)$$

where $M_{W_i}^{(u_i)}(s)$ is computed from (28) by simply considering the relation $W_i = \frac{\gamma_i}{E_s/N_0}$. Thus, a closed-form outage probability expression for arbitrary m is obtained in (63).

VI. NUMERICAL RESULTS

In this section, numerical results obtained from our analytical derivations are presented for the new expressions of the PDF and for the outage probability in the presence of interference in the two scenarios defined in the previous section. Results of scenario A are based on the connection between FTR and Nakagami- m fading for integer m , while the connection between RS and FTR fading for arbitrary m is

exploited in scenario B. These results are validated by Monte Carlo simulations, showing an excellent agreement.

In Fig. 1, the PDF of the FTR fading model is plotted for two values of the m parameter: one integer ($m = 3$) and one non-integer $m = 1.5$ which has been obtain from (39) (for the case of m integer) and (14) (for both cases). Simulation results show a perfect match to the analytical results in all cases.

Regarding outage probability results, for scenario A we define the normalized average SINR as

$$\overline{\text{SINR}} = \frac{\bar{W}}{LP_I + N_0}, \quad (64)$$

where \bar{W} is the mean received power of the desired signal and P_I is the mean received power of an interferer.

Figs. 2 and 3 present the outage probability of a system with CCI and background noise in terms of the normalized SINR (dB) as defined in (64). In Fig. 2, the effect of different parameters of the FTR fading (including m , K , and Δ) on the outage probability is evaluated. It can be observed that, with similar K and Δ , the outage probability decreases as m increases due to the reduction of the channel fluctuations. Also, for the given values of m and Δ , the outage probability declines by increasing K from 10 to 15, which gives a measurement of the strength of the specular components to the diffuse component. Moreover, decreasing Δ from 0.6 to 0.2 for the same m and K provides a lower outage probability, since the reduction of Δ results in a lower similarity between the specular components in the FTR fading model, which therefore are less probable to cancel each other, as they have independent phases. Fig. 3 compares the effect of different values of the SINR threshold ($R_{th} = 6, 8, 10$). As expected, lower values of the SINR threshold yield lower values of the outage probability. Analytical results are verified by simulation.

Figs. 4 and 5 show the performance of the outage probability in a noise-limited multi-antenna system performing MRC. Fig. 4 provides the performance of the outage probability for different values of m (0.5, 1, 1.5, 2.5). It can be observed that parameter m has a significant impact on performance, in particular for lower values of this parameter. For instance, for a given SIR threshold $\hat{R}_{th} = 0$ dB, the outage probability is 0.01 for $m = 1$, while for $m = 0.5$ the outage probability becomes 0.003. The analytical result, which are calculated using (63), are verified by Monte Carlo simulations. Fig. 5 shows analytical results for the outage probability considering different numbers of receive antennas, $N = 1, 2, 4$, and interferers, $L = 1, 2$. By exploiting the MRC technique at the multi-antenna receiver, it is shown that, as expected, increasing the number of antennas reduces the outage probability and improves the system performance in the presence of interference.

VII. CONCLUSION

We presented two flexible connections that describe the relationship between the fluctuating two-ray fading and two other fading models: (i) Rician Shadowed and (ii) Nakagami- m . In particular, we provided a relationship that can be leveraged to derive performance metrics under FTR fading by using the

$$\begin{aligned}
P_{\text{out}} &= 1 - \frac{1}{\pi} \sum_{i=0}^{m-1} \int_0^\pi C_i(\theta) e^{-R_{th} N_0 / \Omega(\theta)} \sum_{r=0}^{m-i-1} \frac{1}{r!} \left(\frac{R_{th} N_0}{\Omega(\theta)} \right)^r d\theta + \sum_{k=0}^{L-1} \sum_{l=0}^k \frac{e^{N_0/P_I} (-N_0)^{k-l}}{l!(k-l)! P_I^k R_{th}^l} \\
&\times \frac{1}{\pi} \int_0^\pi \sum_{i=0}^{m-1} C_i(\theta) \left(\frac{1}{\Omega(\theta)} \right)^{m-i} \frac{(m-i+l-1)!}{(m-i-1)!} e^{-(1/\Omega(\theta)+1/R_{th}P_I)R_{th}N_0} \sum_{j=0}^{m-i+l-1} \frac{(R_{th}N_0)^j}{j!(1/\Omega(\theta)+1/R_{th}P_I)^{m-i+l-j}} d\theta.
\end{aligned} \tag{57}$$

$$\begin{aligned}
\hat{P}_{\text{out}} &= \\
&\sum_{k=0}^{L-1} \left(\frac{1}{\hat{R}_{th} P_I} \right)^k \sum_{\mathcal{U}} \prod_{i=1}^N m^m \left(1 + K + \frac{\bar{W}}{\hat{R}_{th} P_I} \right)^{m-u_i-1} \bar{W}^{u_i} \sum_{l=0}^{u_i} \binom{u_i}{l} \frac{(m)_l}{l!} \frac{(1+K)^{l+1} K}{\left[m(1+K) + (m+K-K\Delta) \bar{W} / \hat{R}_{th} P_I \right]^{m+l}} \\
&\times \sum_{q=0}^l \binom{l}{q} (1-\Delta)^{l-q} (2\Delta)^q \frac{\Gamma(\frac{1}{2}+q) \Gamma(\frac{1}{2})}{\pi \Gamma(q+1)} {}_2F_1 \left(m+l, \frac{1}{2}+q; q+1; \frac{-2K\Delta\bar{W}}{m(1+K)\hat{R}_{th}P_I + (m+K-K\Delta)\bar{W}} \right). \tag{63}
\end{aligned}$$

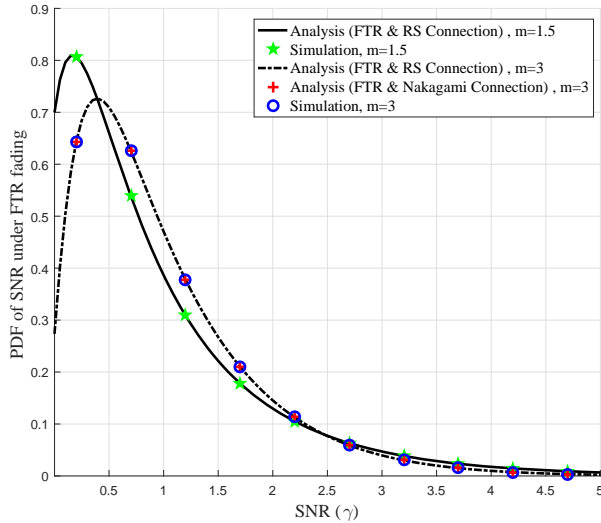


Fig. 1. PDF of the SNR (γ) under FTR fading obtained using the FTR-RS connection ($m = 1.5, 3$) and the FTR-Nakagami- m connection ($m = 3$). Monte-Carlo simulation are also plotted.

available performance results under RS fading for any arbitrary m , as well as utilizing the existing performance results under Nakagami- m fading model for integer m . Based on these novel formulations, we provided new analytical results for very relevant Laplace-domain statistics which were not previously available for the case of FTR fading, finding direct application in a number of scenarios of interest in communication theory.

APPENDIX

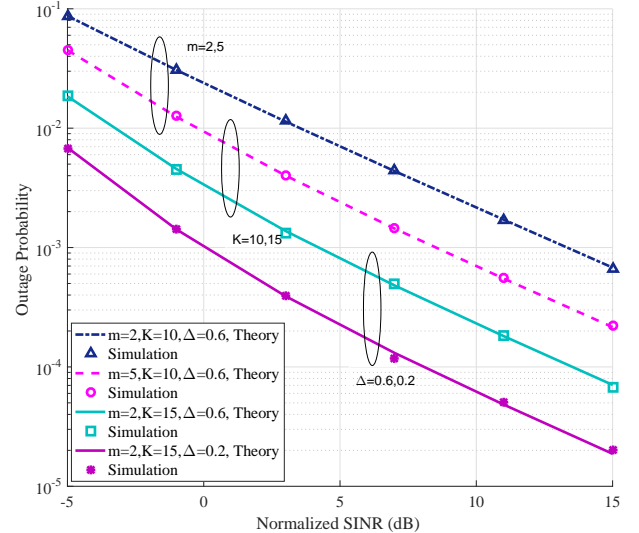


Fig. 2. Analytical and simulation results for the outage probability in the presence of CCI and background noise versus normalized SINR (dB) for different m , K and Δ with $L = 2$, $P_I = 0.01$ and $R_{th} = 1$.

SOLVING INTEGRAL I1 AND I2

The integral I1 for an arbitrary non-negative real number ν and $a > |b|$ is defined as

$$\text{I1} \triangleq \frac{1}{\pi} \int_0^\pi \frac{dx}{(a + b \cos x)^{\nu+1}}. \tag{65}$$

Let us consider the following equality by changing variable $u = ct$, as:

$$\int_0^\infty t^\nu e^{-ct} dt = \frac{1}{c^{\nu+1}} \int_0^\infty u^\nu e^{-u} du = \frac{1}{c^{\nu+1}} \Gamma(\nu+1).$$

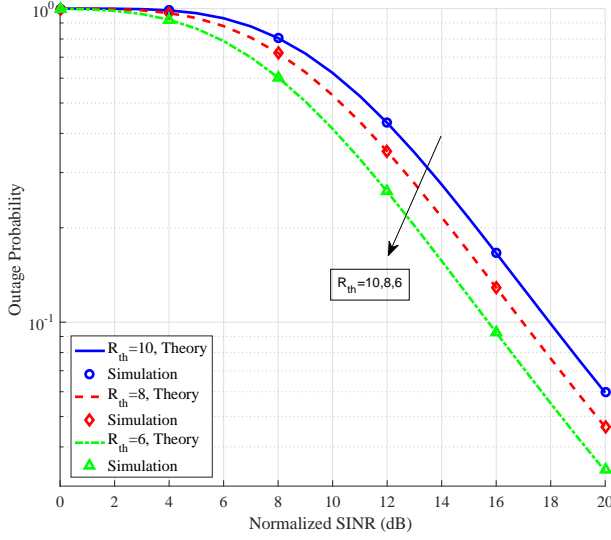


Fig. 3. Analytical and simulation results for the outage probability in the presence of CCI and background noise versus normalized SINR (dB) for different values of the SINR threshold (R_{th}) with $m = 2$, $\Delta = 0.6$ and $K = 10$.

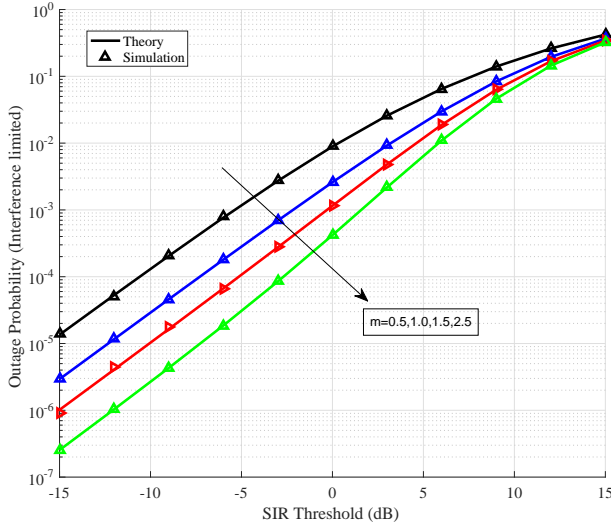


Fig. 4. Analytical and simulation results for the outage probability versus SIR threshold (dB) in an interference-limited system for different values of m (0.5, 1, 1.5, 2.5) with $K = 10$, $\Delta = 0.6$, $N = 2$, $P_I = 1$ and $L = 1$.

Therefore,

$$I1 = \frac{1}{\pi} \int_0^\pi \left[\frac{1}{\Gamma(v+1)} \int_0^\infty t^v e^{-(a+b \cos x)t} dt \right] dx. \quad (66)$$

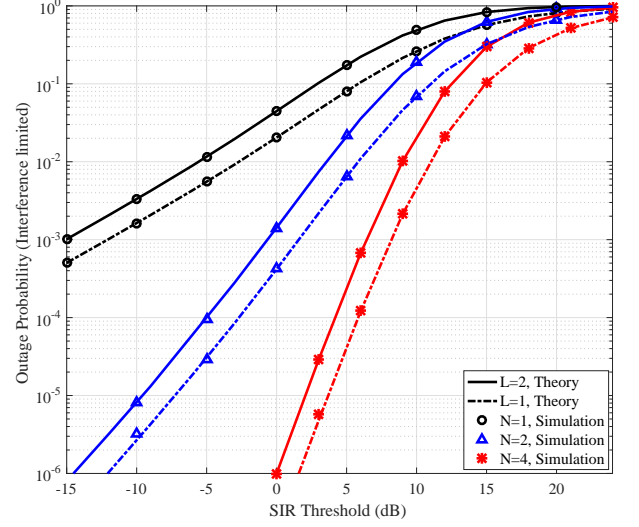


Fig. 5. Analytical and simulation results for the outage probability versus SIR threshold (dB) for different numbers of antennas (N) and interferers (L) with $K = 10$, $\Delta = 0.6$, $m = 2.5$, and $P_I = 1$.

Now, by interchanging the order of integration we can write

$$I1 = \frac{1}{\Gamma(v+1)} \frac{1}{\pi} \int_0^\infty \left[\int_0^\pi t^v e^{-(a+b \cos x)t} dx \right] dt \quad (67)$$

$$= \frac{1}{\Gamma(v+1)} \int_0^\infty t^v e^{-at} \left[\frac{1}{\pi} \int_0^\pi e^{-bt \cos x} dx \right] dt \quad (68)$$

$$= \frac{1}{\Gamma(v+1)} \int_0^\infty t^v e^{-at} I_0(bt) dt \quad (69)$$

$$= \frac{1}{(\sqrt{a^2 - b^2})^{v+1}} P_v \left(\frac{a}{\sqrt{a^2 - b^2}} \right), \quad (70)$$

where P_v is the Legendre function and where we have used [38, p. 196 (8)] together with the fact that the Bessel function I_0 in (69) is an even function.

The integral I2 for positive integer $P1$, arbitrary positive $P2$, arbitrary α and $|\beta| < 1$ can be computed as

$$I2 \triangleq \int_0^\pi \frac{(1 + \alpha \cos(\theta))^{P1}}{(1 + \beta \cos(\theta))^{P2}} d\theta \quad (71)$$

$$\stackrel{(A)}{=} \frac{1}{(1 - \beta)^{P2}} \int_0^1 (1 - \alpha + 2\alpha x)^{P1} \left(1 + \frac{2\beta}{1 - \beta} x\right)^{-P2} \times (-1)x^{-\frac{1}{2}}(1 - x)^{-\frac{1}{2}} dx \quad (72)$$

$$\stackrel{(B)}{=} \frac{-1}{(1 - \beta)^{P2}} \sum_{q=0}^{P1} \binom{P1}{q} (2\alpha)^q (1 - \alpha)^{P1-q} \times \int_0^1 x^{q-\frac{1}{2}} (1 - x)^{-\frac{1}{2}} \left(1 + \frac{2\beta}{1 - \beta} x\right)^{-P2} dx \quad (73)$$

$$\stackrel{(C)}{=} \frac{-1}{(1 - \beta)^{P2}} \sum_{q=0}^{P1} \binom{P1}{q} (2\alpha)^q (1 - \alpha)^{P1-q} \frac{\sqrt{\pi} \Gamma(q + \frac{1}{2})}{\Gamma(q + 1)} \times {}_2F_1 \left(P2, q + \frac{1}{2}; q + 1; -\frac{2\beta}{1 - \beta} \right), \quad (74)$$

where (A) followed from the change of variables $\cos(\theta) = 2x - 1$, yielding $d\theta = \frac{-dx}{\sqrt{x}\sqrt{1-x}}$, (B) followed by using the

binomial theorem $(a+b)^n = \sum_{q=0}^n \binom{n}{q} a^{n-q} b^q$ for positive integer $P1$, and (C) is obtained from the integral representation of the Gauss hypergeometric function [30, eq. (9.111)]

$${}_2F_1(a, b; c; z) = \frac{\Gamma(c)}{\Gamma(b)\Gamma(c-b)} \int_0^1 t^{b-1} (1-t)^{c-b-1} (1-tz)^{-a} dt \quad (75)$$

where $a = P2$, $b = q + \frac{1}{2}$, $c = q + 1$ and $z = -\frac{2\beta}{1-\beta}$.

REFERENCES

- [1] J. M. Romero-Jerez, F. J. Lopez-Martinez, J. F. Paris, and A. J. Goldsmith, "The Fluctuating Two-Ray Fading Model: Statistical Characterization and Performance Analysis," *IEEE Trans. Wireless Commun.*, vol. 16, no. 7, pp. 4420-4432, Jul. 2017.
- [2] G. D. Durgin, T. S. Rappaport and D. A. de Wolf, "New Analytical Models and Probability Density Functions for Fading in Wireless Communications," *IEEE Trans. Commun.*, vol. 50, no. 6, pp. 1005-1015, Jun. 2002.
- [3] M. K. Samimi, G. R. MacCartney, S. Sun and T. S. Rappaport, "28 GHz Millimeter-Wave Ultrawideband Small-Scale Fading Models in Wireless Channels," *2016 IEEE 83rd Vehicular Technology Conference (VTC Spring)*, 2016, pp. 1-6.
- [4] M. Olyaei, M. Eslami, and J. Haghighat, "Performance of Maximum Ratio Combining of Fluctuating Two-Ray (FTR) mmWave Channels for 5G and Beyond Communications," *Trans. Emerg. Telecommun. Technol.*, vol. 30, no. 10, pp. e3601, 2019.
- [5] M. Olyaei, M. Eslami, J. Haghighat and W. Hamouda, "Performance Analysis of Cellular Downlink With Fluctuating Two-Ray Channels Under Inter-Cell Interference," in *IEEE Trans. Veh. Technol.*, vol. 69, no. 11, pp. 13437-13449, Nov. 2020.
- [6] D. Dixit, and P. R. Sahu, "Performance of Multihop Detect-and-Forward Relaying System over Fluctuating Two-Ray Fading Channels," *Trans. Emerg. Telecommun. Technol.*, vol. 29, e3423, March 2018.
- [7] H. Hashemi, J. Haghighat, M. Eslami and K. Navaie, "Amplify-and-Forward Relaying With Maximal Ratio Combining Over Fluctuating Two-Ray Channel: Non-Asymptotic and Asymptotic Performance Analysis," in *IEEE Trans. Commun.*, vol. 68, no. 12, pp. 7446-7459, Dec. 2020.
- [8] H. Hashemi, J. Haghighat, and M. Eslami, "Performance Analysis of Relay-aided Millimeter-Wave Communications with Optimal and Suboptimal Combining at Destination," *Phys. Commun.*, vol. 39, pp. 100991, 2020.
- [9] J. Wang et al., "Wireless Channel Models for Maritime Communications," in *IEEE Access*, vol. 6, pp. 68070-68088, 2018.
- [10] J. Zheng, J. Zhang, G. Pan, J. Cheng and B. Ai, "Sum of Squared Fluctuating Two-Ray Random Variables With Wireless Applications," in *IEEE Trans. Veh. Technol.*, vol. 68, no. 8, pp. 8173-8177, Aug. 2019.
- [11] H. Hashemi, J. Haghighat, M. Eslami and W. A. Hamouda, "Analysis of Equal Gain Combining Over Fluctuating Two-Ray Channels With Applications to Millimeter-Wave Communications," in *IEEE Trans. Veh. Technol.*, vol. 69, no. 2, pp. 1751-1765, Feb. 2020.
- [12] H. Zhao, Z. Liu and M. Alouini, "Different Power Adaption Methods on Fluctuating Two-Ray Fading Channels," in *IEEE Wireless Commun. Lett.*, vol. 8, no. 2, pp. 592-595, April 2019.
- [13] W. Zeng, J. Zhang, S. Chen, K. P. Peppas and B. Ai, "Physical Layer Security Over Fluctuating Two-Ray Fading Channels," in *IEEE Trans. Veh. Technol.*, vol. 67, no. 9, pp. 8949-8953, Sept. 2018.
- [14] Q. Cheng, S. Wang, V. Fusco, F. Wang, J. Zhu and C. Gu, "Physical-Layer Security for Frequency Diverse Array-Based Directional Modulation in Fluctuating Two-Ray Fading Channels," in *IEEE Trans. Wirel. Commun.*, 2021.
- [15] J. Zheng, J. Zhang, S. Chen, H. Zhao, and B. Ai, "Wireless Powered UAV Relay Communications over Fluctuating Two-Ray Fading Channels," *Phys. Commun.*, vol. 35, pp. 100724, 2019.
- [16] R. Kumar, and S.K. Soni, "Performance Evaluation of ED Based Spectrum Sensing over Fluctuating Two Ray Fading Channel," *AEU-Int. J. Electron. Commun.*, vol. 118, pp. 153143, 2020.
- [17] J. Zhang, W. Zeng, X. Li, Q. Sun and K. P. Peppas, "New Results on the Fluctuating Two-Ray Model With Arbitrary Fading Parameters and Its Applications," in *IEEE Trans. Veh. Technol.*, vol. 67, no. 3, pp. 2766-2770, March 2018.
- [18] M. López-Benítez and J. Zhang, "Comments and Corrections to "New Results on the Fluctuating Two-Ray Model With Arbitrary Fading Parameters and Its Applications,"" in *IEEE Trans. Veh. Technol.*, vol. 70, no. 2, pp. 1938-1940, Feb. 2021.
- [19] C. Garcia-Corrales, U. Fernandez-Plazaola, F. J. Cañete, J. F. Paris and F. J. Lopez-Martinez, "Unveiling the Hyper-Rayleigh Regime of the Fluctuating Two-Ray Fading Model," in *IEEE Access*, vol. 7, pp. 75367-75377, 2019.
- [20] E. Martos-Naya, J. M. Romero-Jerez, F. J. Lopez-Martinez, and J. F. Paris, "A MATLAB program for the computation of the confluent hypergeometric function Φ_2 ," Univ. Malaga, Malaga, Spain, Tech. Rep., 2016. [Online]. Available: <http://hdl.handle.net/10630/12068>
- [21] A. Abdi, W. Lau, M.-S. Alouini, and M. Kaveh, "A New Simple Model for Land Mobile Satellite Channels: first- and second-order statistics," in *IEEE Trans. Wirel. Commun.*, vol. 2, no. 3, pp. 519-528, May 2003
- [22] J. F. Paris, "Statistical Characterization of κ - μ Shadowed Fading," in *IEEE Trans. Veh. Technol.*, vol. 63, no. 2, pp. 518-526, Feb. 2014.
- [23] M. K. Simon, and M. S. Alouini, *Digital communication over fading channels*. vol. 95. John Wiley & Sons, 2005.
- [24] F. J. Lopez-Martinez, R. F. Pawula, E. Martos-Naya and J. F. Paris, "A Clarification of the Proper-Integral Form for the Gaussian Q-Function and Some New Results Involving the F-Function," in *IEEE Commun. Lett.*, vol. 18, no. 9, pp. 1495-1498, Sept. 2014.
- [25] M. K. Simon, "A new twist on the Marcum Q-function and its application," in *IEEE Commun. Lett.*, vol. 2, no. 2, pp. 39-41, Feb. 1998.
- [26] R. F. Pawula, S. O. Rice, and J. Roberts, "Distribution of the Phase Angle Between Two Vectors Perturbed by Gaussian Noise," *IEEE Trans. Commun.*, vol. 30, no. 8, pp. 1828-1841, Aug. 1982.
- [27] J. M. Romero-Jerez and F. J. Lopez-Martinez, "A New Framework for the Performance Analysis of Wireless Communications Under Hoyt (Nakagami-q) Fading," in *IEEE Trans. Inf. Theory*, vol. 63, no. 3, pp. 1693-1702, March 2017.
- [28] M. Rao, F. J. Lopez-Martinez, M. Alouini and A. Goldsmith, "MGF Approach to the Analysis of Generalized Two-Ray Fading Models," in *IEEE Trans. Wirel. Commun.*, vol. 14, no. 5, pp. 2548-2561, May 2015.
- [29] J. M. Romero-Jerez, F. J. Lopez-Martinez, J. P. Peña-Martín, Ali Abdi "Stochastic Fading Channel Models with Multiple Dominant Specular Components," in *arXiv:1905.03567v1*, 2019.
- [30] I. S. Gradshteyn and I. M. Ryzhik, *Table of Integrals, Series and Products*, 7th ed. Academic Press Inc, 2007.
- [31] H. M. Srivastava and P. W. Karlsson, *Multiple Gaussian Hypergeometric Series*. Hoboken, NJ, USA: Wiley, 1985.
- [32] J. F. Paris, "Closed-form Expressions for the Rician Shadowed Cumulative Distribution Function," *Electron. Lett.*, vol. 46, no. 13, pp. 952 - 953, June 2010.
- [33] J. P. Peña-Martín, J.M. Romero-Jerez, F. Javier Lopez-Martinez, "Generalized MGF of Beckmann Fading With Applications to Wireless Communications Performance Analysis," in *IEEE Trans. Commun.*, vol. 65, no. 9, pp. 3933-3943, Sept. 2017.
- [34] P. Ramirez-Espinosa and F. Javier Lopez-Martinez, "Composite Fading Models based on Inverse Gamma Shadowing: Theory and Validation," to appear in *IEEE Trans. Wireless Commun.*, 2021, doi: 10.1109/TWC.2021.3065141.
- [35] F. J. Lopez-Martinez, J. M. Romero-Jerez and J. F. Paris, "On the Calculation of the Incomplete MGF With Applications to Wireless Communications," in *IEEE Trans. Commun.*, vol. 65, no. 1, pp. 458-469, Jan. 2017.
- [36] F. J. Lopez-Martinez, J. F. Paris and J. M. Romero-Jerez, "The κ - μ Shadowed Fading Model With Integer Fading Parameters," in *IEEE Trans. Veh. Technol.*, vol. 66, no. 9, pp. 7653-7662, Sept. 2017.
- [37] J. M. Romero-jerez and A. J. Goldsmith, "Receive Antenna Array Strategies in Fading and Interference: An Outage Probability Comparison," in *IEEE Trans. Wirel. Commun.*, vol. 7, no. 3, pp. 920-932, March 2008.
- [38] A. Erdelyi, W. Magnus, F. Oberhettinger, and F.G. Tricomi, *Tables of Integral Transforms*, vol. 2. McGraw-Hill Book Company, Incorporated, 1954.