

Multi-task Federated Edge Learning (MtFEEL) in Wireless Networks

Sawan Singh Mahara, Shruti M., B. N. Bharath, Akash Murthy

Abstract

Federated Learning (FL) has evolved as a promising technique to handle distributed machine learning across edge devices. A single neural network (NN) that optimises a global objective is generally learned in most work in FL, which could be suboptimal for edge devices. Although works finding a NN personalised for edge device specific tasks exist, they lack generalisation and/or convergence guarantees. In this paper, a novel communication efficient FL algorithm for personalised learning in a wireless setting with guarantees is presented. The algorithm relies on finding a “better“ empirical estimate of losses at each device, using a weighted average of the losses across different devices. It is devised from a Probably Approximately Correct (PAC) bound on the true loss in terms of the proposed empirical loss and is bounded by (i) the Rademacher complexity, (ii) the discrepancy, (iii) and a penalty term. Using a signed gradient feedback to find a personalised NN at each device, it is also proven to converge in a Rayleigh flat fading (in the uplink) channel, at a rate of the order $\max\left\{\frac{1}{SNR}, \frac{1}{\sqrt{T}}\right\}$. Experimental results show that the proposed algorithm outperforms locally trained devices as well as the conventionally used FedAvg and FedSGD algorithms under practical SNR regimes.

Index Terms

Federated Learning, Multi-Task-Learning, SignSGD, Deep Learning, PAC bound, Distributed ML.

The authors are with the Department of electrical engineering at IIT Dharwad, Dharwad, Karnataka. email: {mshruti32,ssmahara96}@gmail.com, bharathbn@iitdh.ac.in. Akash Murthy is at Euprime Pvt. Ltd. email:akash@euprime.org

I. INTRODUCTION

The wide spread adoption of smartphones and internet services with considerable computing capabilities has enabled machine learning (ML) algorithms to work in a distributed fashion (see [1]). Since the data and the edge devices are heterogeneous, a new paradigm called *Federated Learning (FL)* (see [2], [3], [4], [5]) has emerged, where the data is distributed while the central node controls the exchange of the data. FL is faced with several challenges such as (i) *stragglers*, where edge devices leave the network and stops contributing to the FL process, without warning, (ii) untimely updates from heterogeneous edge devices with varying computation power, (iii) statistical heterogeneity in data, (iv) privacy concerns, and (v) communication between edge devices and a central node or a Base Station (BS) being expensive [6]. A de facto version of FL algorithm used in applications such as next word prediction in mobile keyboards is called Federated Averaging (FedAvg) [7] which aims to optimise a global objective. It has been shown that FedAvg outperforms models trained using data from individual devices [8]. FedAvg involves performing multiple rounds of SGD on a subset of users in the network, and communicating the resulting neural network to a central BS, where they will be averaged and communicated back to devices. This process is repeated until convergence. Although successful, FedAvg does not fully address the issues of data heterogeneity [9], and is known to diverge in non-i.i.d settings due to model drift [6]. To circumvent this, a modified version of the FedAvg algorithm called FedProx is proposed in [6]. Subsequently, numerous algorithms such as SCAFFOLD [10], MIME [11], SlowMo [12], QG-DSGDm [13] have been proposed to handle the model drift problem. Other extensions include FL algorithms to handle differential privacy [14], secure aggregation [15], and scenarios with less number of devices participating in the FL process [5]. In all of the above work (except [6]), a single model is returned that optimizes a global objective, and hence does not perform well in the case of heterogeneous data. Therefore, there is a pressing need towards designing a personalized FL system in wireless scenarios, with less communication between the BS and edge devices. This problem is addressed in this paper.

A. Related Work and Motivation

A naive implementation of the FL using SGD would require repeated exchanges of gradients of the losses (typically a vector of a million or more entries), which leads to huge radio resource requirements. This communication overhead can be overcome by compressing the gradient information before being transmitted [16]. A simple way of compressing the gradient is to use the sign of the gradient called SIGNSGD. A detailed theoretical analysis of a majority vote based SIGNSGD with non-convex loss is provided in [17]. In wireless edge devices, the number of updates to each device can be further reduced by exploiting the nature of the wireless medium leading to a solution called *over-the-air aggregation* also called *over-the-air computation* [18], [19], [20]. An extension of this called one-bit broadband digital aggregation (OBDA) is proposed in [21]. Further, a similar work with client scheduling and resource block allocation with improper channel state information (CSI) is considered in [22]. The authors in [23] study the impact of wireless channel hostilities under some assumptions on the CSI. Mobile edge computing devices that have resource constraints and spotty wireless communication links pose their own set of challenges. Providing some guarantees on the model accuracy achievable in such situations has been looked at by the authors of [24]. In all of the above literature, an estimate of the average loss is minimised in a Federated fashion to obtain a single neural network.

The above work fails to provide generalisation guarantees and doesn't work well on device specific tasks. In non-IID settings, the performance at a device with heterogeneous data distributions is difficult to improve with a single model. This issue can be tackled by learning multiple models for different target distributions. In this light, a distributed multi-task learning (MTL) algorithm called MOCHA tries to learn a single neural network optimised to its task (see [25]). Here, each task is learned by solving a primal-dual optimisation problem in a convex setting. The mixture methods FL framework (see [26], [27], [28], [29]) achieve some personalisation by combining the model parameters obtained by training a local model and a global model. Global and local parameter mixing can be done across neural network layers, by incorporating the lower layers to adapt to each device's data while having the higher layers shared among other devices (see [30]). Adapting the existing federated averaging algorithm to mixture methods, the authors

of [31] utilise meta learning to personalise a global model to each device. Alternatively, if the assumption that the non-IID data are partitioned into groups and can be clustered, Clustered FL ([32], [33], [34], [28]) addresses these challenges by grouping devices with similar distributions to improve model accuracies. Another approach to improve model accuracies via personalisation is by a weighted combination method. For example, FEDFOMO [35] uses the information of how much any device could benefit from another device’s model. Many issues in the above work are as follows (i) a lack of a personalised model, (ii) poor performance due to inaccurate estimates of loss functions using local data, (iii) a lack of generalisation guarantees and convergence guarantees. This work address all these issues in a systematic manner.

B. Contributions of the paper

The setup studied in the paper consists of a wireless network of edge devices (like smart phones) connected to a BS with the goal of learning optimal neural network at each of the edge devices to perform some supervised learning tasks such as classification, prediction, regression, to name a few. In particular, an improved estimate of the loss at each device is used to optimize the neural network weights. An improved estimate at each device is obtained by using weighted loss across all the devices. Naturally, the devices with similar data should be given higher weights. Finding these weights and subsequently the neural network tailored towards the task of each device is a challenging problem of multi-task learning that is addressed in the paper. This paper presents a systematic approach to finding the weights backed by theory. In particular, a Probably Approximately Correct (PAC) [36] bound on the performance of the weighted average losses across devices with respect to the true loss is presented. It is shown that the bound depends on (i) Rademacher complexity; a measure of the complexity of the learning task, (ii) discrepancy; a measure of statistical “closeness” of the data between any two devices, and (iii) a regularization term on the weights. Based on the insights provided by the bound, a distributed learning algorithm to find (i) an estimate of the discrepancy, (ii) a device importance weighting metric and (iii) the weights of neural networks, is presented. In the absence of wireless abnormalities, within T communication rounds, the algorithm is shown to converge at a rate of $1/\sqrt{T}$. At the end of the training, all devices are provided with a custom neural network, which characterises the

multi-task nature of the algorithm. In a Rayleigh flat fading channel scenario, the algorithm is shown to converge provided the SNR is reasonably high. In particular, the convergence as a function of SNR and T is shown to be $\mathcal{O}\left(\max\left\{\frac{1}{SNR}, \frac{1}{\sqrt{T}}\right\}\right)$. In other words, for a fixed SNR , higher rounds of training T does not guarantee to yield better convergence performance. This system is simulated using python and tensorflow and the proposed algorithm (MtFEEL) was shown to outperform locally trained neural networks as well as existing state-of-the-art federated algorithms. The simulations were also performed in a wireless setting and shown to outperform classical approaches such as FedAvg, FedSGD and local training in SNRs of practical interests. However, at lower $SNRs$, performance of the MtFEEL algorithm degrades, in which case it is better to use classical federated algorithms, as indicated by our convergence results. These insights can prove useful in designing next generation wireless networks. The paper is organized as follows. In Sec. II, the system model and the problem considered in the paper are presented. Section III presents the first main result based off of which, the algorithm in the noiseless scenario is presented in Sec. IV. The convergence results of this algorithm in an ideal, error free regime is presented in Sec. V. Section VI extends the convergence result to noisy channel. The performance of the proposed algorithm on real data set is presented in Sec. VII. Finally, the paper is concluded in Sec. VIII.

II. SYSTEM MODEL

The paper considers the problem of federated multi-task learning with N devices (example, mobiles) and a BS, as shown in Fig. 1. Each device has a certain task like next word prediction, and the user of the device provides data (supervised) to learn the ML model. Assume that the k -th user has n_k training data denoted by $S_k = \{(\mathbf{x}_{k1}, y_{k1}), (\mathbf{x}_{k2}, y_{k2}), \dots, (\mathbf{x}_{kn_k}, y_{kn_k})\}$, where $\mathbf{x}_{ij} \in \mathcal{X}$ is the feature vector corresponding to the j -th training example at the i -th edge device, and $y_{ij} \in \mathcal{Y}$ is the corresponding label. Let $\mathcal{S} := \{S_1, S_2, \dots, S_N\}$ be the set of all samples present. Here, $\mathcal{X} \subseteq \mathbb{R}^d$ and \mathcal{Y} represent the feature space and the output (label) space, respectively. The data at the k -th device is drawn in an i.i.d. fashion with distribution denoted by \mathcal{D}_k , $k = 1, 2, \dots, N$. Further, the data across devices is assumed to be independent but not



Fig. 1: Federated learning scenario

necessarily identical distributed.¹ Typically, the devices would not like to communicate the raw samples due to privacy concerns. Therefore, the learning should happen in a federated fashion. The learning rule/hypothesis considered is of the form $h_{\mathbf{w}_k} : \mathcal{X} \rightarrow \mathcal{Y}$, $k = 1, 2, \dots, N$.² It is important to note that any neural network architecture can be characterised in this way. Let $W = \{\mathbf{w}_1 \dots \mathbf{w}_N\} \in \mathbb{R}^{d \times N}$. Given a feature vector $\mathbf{x}_k \in \mathcal{X}$, and the corresponding label $y_k \in \mathcal{Y}$, $k = 1, 2, \dots, N$, the performance of the neural network at each device k is measured using a loss function $l : \mathcal{Y} \times \mathcal{Y} \rightarrow \mathbb{R}^+$. For the ease of notation, let $\mathcal{L}_k(\mathbf{w}) := \mathbb{E}_{(\mathbf{x}, y) \sim \mathcal{D}_k} l(h_{\mathbf{w}}(\mathbf{x}), y)$ and the corresponding estimate by $\hat{\mathcal{L}}(\mathbf{w}, S_k) := \frac{1}{n_k} \sum_{i=1}^{n_k} l(h_{\mathbf{w}}(\mathbf{x}_{ki}), y_{ki})$. Note that the estimate is unbiased, i.e., $\mathcal{L}_k(\mathbf{w}) = \mathbb{E}_{S_k \sim \mathcal{D}_k} \hat{\mathcal{L}}(\mathbf{w}, S_k)$ for any $\mathbf{w} \in \mathbb{R}^d$. In the classical federated setting, the goal is to solve the following optimization problem, i.e., find one neural network $\mathbf{w} \in \mathbb{R}^d$ across all the devices:

$$\min_{\mathbf{w} \in W} \left\{ \Phi_{\mathbf{w}} := \sum_{k=1}^N \frac{n_k}{n} \mathcal{L}_k(\mathbf{w}) \right\}, \quad (1)$$

where the total number of samples $n := \sum_{k=1}^N n_k$. Note that in practice, the solution to the above can be obtained by using an estimate of the gradient of $\mathcal{L}_k(\mathbf{w})$ in the SGD algorithm. The challenge in the FL setting is that the overall gradient is the sum of the gradients of individual average losses. A number of solutions such as FedAvg [9], one bit gradient based majority

¹This assumption is made for the sake of clarity of presentation.

²Note that instead of \mathcal{Y} , one can consider Δ_y , the simplex over \mathcal{Y} as well.

vote [17], and many more have been proposed in the literature [16]. The coefficient n_k/n will determine the importance of the loss corresponding to the user k . However, if the number of samples in the future from user k is less, then the model returned by solving the above problem may result in poor performance across several devices. A solution to the above is to look at the worst case scenario as described below [3]:

$$\min_{\mathbf{w} \in W} \sup_{\boldsymbol{\lambda} \in \Lambda} \left\{ \Phi_{\mathbf{w}, \boldsymbol{\lambda}} := \sum_{k=1}^N \lambda_k \mathcal{L}_k(\mathbf{w}) \right\}, \quad (2)$$

where $\boldsymbol{\lambda} := (\lambda_1, \lambda_2, \dots, \lambda_N)$, and the constraint set $\Lambda \subseteq \Delta_N$ incorporates the prior knowledge on devices that may drop off from the network (see [3]). Note that the above problem uses the same neural network \mathbf{w} across all the devices, unlike the scheme proposed in this work. The neural network can be made more personalised by using different neural network weights, as done by the authors of [37]. This work however, explicitly considers the statistical heterogeneity across devices as well as weighting every loss metric in accordance with the heterogeneity, which leads to solving the following optimization problem.

$$\min_{\mathbf{w}_1, \mathbf{w}_2, \dots, \mathbf{w}_N} \sup_{\boldsymbol{\lambda} \in \Lambda} \left\{ \Phi_{W, \boldsymbol{\lambda}} := \sum_{k=1}^N \lambda_k \mathcal{L}_k(\mathbf{w}_k) \right\}, \quad (3)$$

In order to solve the above problem, the devices should compute an estimate of $\mathcal{L}_k(\mathbf{w}_k)$ denoted by $\hat{\mathcal{L}}(\mathbf{w}_k, S_k) := \frac{1}{n_k} \sum_{i=1}^{n_k} l(h_{\mathbf{w}_k}(\mathbf{x}_{ki}), y_{ki})$, which can be used as a proxy in (3). Note that the estimate of the average loss of the k -th device depends only on its data. However, it is natural to include neighbors' empirical estimate of the average losses while estimating the average loss of the k -th device if the neighboring data distribution is "close" to the distribution of the data of the device. An extreme scenario is that of an i.i.d. data across devices where a simple averaging works well. One approach is to take the average of the empirical loss across all the devices. This may lead to a bad estimate of the average loss since the neighboring data are given equal weights. A way around this problem is to "optimally" allocate weights across users data. This leads to the following optimization problem that needs to be solved in a federated manner

$$\min_{\mathbf{w}_1, \mathbf{w}_2, \dots, \mathbf{w}_N} \sup_{\boldsymbol{\lambda} \in \Lambda} \left\{ \hat{\Phi}_{W, \boldsymbol{\lambda}, \boldsymbol{\alpha}}(\mathbf{S}) := \sum_{k=1}^N \lambda_k \sum_{j=1}^N \alpha_{kj} \hat{\mathcal{L}}(\mathbf{w}_k, S_j) \right\}. \quad (4)$$

It is natural to constraint α_{kj} as $\sum_{j=1}^N \alpha_{kj} = 1$. In the above, let the weights be denoted by $\boldsymbol{\alpha} := \{\boldsymbol{\alpha}_1, \boldsymbol{\alpha}_2, \dots, \boldsymbol{\alpha}_N\}$ and $\boldsymbol{\alpha}_m := \{\alpha_{m1}, \alpha_{m2}, \dots, \alpha_{mN}\}$ for all $m = 1, 2, \dots, N$. The neural network weights computed using (4) will be close to the one computed in (2) provided the gap between $\hat{\Phi}_{W,\lambda,\boldsymbol{\alpha}}(\mathcal{S})$ and $\Phi_{W,\lambda}$ is small. It is now evident that the federated learning requires users to communicate with the BS and vice-versa. In the following subsection, the channel model for the BS and users to communicate is presented.

A. Channel Model

The communication model consists of a single BS Single Input Single Output (SISO) system with multiple users or edge devices. In particular, the time is assumed to be slotted, and the channel between any device k and the BS is assumed to be a wireless Rayleigh flat fading channel. The complex baseband received signal $y(t) \in \mathcal{C}$ at the BS for an input $x_k(t) \in \mathcal{C}$ by a device k is given by

$$y_k(t) = h_k(t)x_k(t) + z_k(t), \quad t = 1, 2, \dots, \text{ and } k = 1, 2, \dots, N, \quad (5)$$

where $h_k(t) \stackrel{\text{i.i.d.}}{\sim} \mathcal{CN}(0, 1)$ is the fading channel coefficient between device k and the BS. The noise $z_k(t) \sim \mathcal{CN}(0, \sigma^2)$ is a circularly symmetric complex Gaussian random variable. Typically, the devices are mobile phones, and hence are power limited. Therefore, the power constraint at the device k is given by $\mathbb{E}|x_k(t)|^2 \leq P_k$. On the other hand, the BS is assumed to have enough power to communicate without any errors. This assumption is made for the sake of simplicity and the ease of exposition. At any given time slot, it is assumed that the scheduler will assign the channel of bandwidth B to any edge device that wishes to communicate. For example, in an OFDMA system, a resource block is allocated to a user who wishes to transmit. For the sake of simplicity, the impact of the scheduling scheme on the convergence of the proposed algorithm is ignored. In order to devise an algorithm, and prove convergence under a noisy communication channel, first a noiseless scenario is considered. Subsequently, the results are extended to study the impact of wireless communication channels on the convergence of the algorithm. The first main result of this paper is to prove a PAC bound [36] on $\hat{\Phi}_{W,\lambda,\boldsymbol{\alpha}}(\mathcal{S}) - \Phi_{W,\lambda}$ when the channels between devices and BS are ideal, i.e., without any error. This PAC bound will be used to devise a distributed federated algorithm that is shown to outperform state-of-the-art federated

algorithms. Subsequently, a convergence guarantee on the proposed algorithm is also provided. The impact of the wireless channel model explained above on the convergence is provided in Sec. VI. The following section presents the main result.

III. MAIN RESULT - I

To state the first main result of the paper, the following three quantities will be required (i) Rademacher complexity, (ii) Minimum ϵ -cover, and (iii) discrepancy, which are defined below.

Definition 1. (Minimax weighted Rademacher complexity [3]) *The Rademacher complexity for the class of neural networks W for a given $\lambda \in \Lambda$ is defined as*

$$\mathcal{R}_\lambda(W) := \mathbb{E}_{\mathbf{S}, \sigma} \left[\sup_{\substack{\mathbf{w}_1, \mathbf{w}_2, \dots, \mathbf{w}_N \\ \alpha \in \Delta_N}} \sum_{k,j=1}^N \frac{\lambda_k \alpha_{kj}}{n_j} \sum_{i=1}^{n_j} \sigma_{kj,i} l(h_{\mathbf{w}_k}(\mathbf{x}_{ji}), y_{ji}) \right],$$

where the Rademacher random variables $\sigma_{kj,i} \in \{1, -1\}$ for $k, j = 1, 2, \dots, N$ occur with equal probability. The max weighted Rademacher complexity is defined as $\mathcal{R}_\Lambda(W) = \max_{\lambda \in \Lambda} \mathcal{R}_\lambda(W)$.

This complexity is a measure of how well any members of a class of real valued hypotheses can approximate random noise. The expressibility of the neural network is measured based on how well the hypothesis (model) class fits the noise. The class can therefore be expected to learn more intricate decision boundaries. In order to find the sup over $\lambda \in \Lambda$, it is useful to quantize the set Λ for which the following definition of minimum ϵ -cover comes in handy [38].

Definition 2. (Minimum ϵ -cover [38]) *The set $\{\mathbf{v}_1, \dots, \mathbf{v}_p\}$ is said to be an ϵ -cover of Λ with respect to ℓ_1 -distance if $\Lambda \subseteq \cup_{i=1}^p B(\mathbf{v}_i, \epsilon)$, where the L_1 ball is defined as $B(\mathbf{v}_i, \epsilon) := \{\mathbf{z} \in \Lambda : \|\mathbf{z} - \mathbf{v}_i\|_1 < \epsilon\}$. The minimum ϵ -cover Λ_ϵ of a set Λ is any ϵ -cover with the smallest p .*

It is expected that the optimal weights α_{kj} will depend on ‘‘closeness’’ of the distributions of data across the devices. The following definition provides a measure of the difference in two distributions with respect to a loss function.

Definition 3. (Discrepancy [3]) *Given two data distributions \mathcal{D}_k and \mathcal{D}_j of the devices k and j respectively, the corresponding discrepancy with respect to the loss $l : \mathcal{Y} \times \mathcal{Y} \rightarrow \mathbb{R}^+$ is defined as $d_{kj} := \sup_{\mathbf{w} \in \mathbb{R}^d} \Delta_{kj}(\mathbf{w})$, where $\Delta_{kj}(\mathbf{w}) := |\mathcal{L}_k(\mathbf{w}) - \mathcal{L}_j(\mathbf{w})|$.*

Recall that $\mathcal{L}_k(\mathbf{w}) := \mathbb{E}_{(\mathbf{x}, y) \sim \mathcal{D}_k} l(h_{\mathbf{w}}(\mathbf{x}), y)$. The first term above corresponds to the average loss at the k -th device while the second term corresponds to the average loss at the j -th device. The difference provides a measure of how different the two data distributions are with respect to the neural network \mathbf{w} . Maximising over $\mathbf{w} \in \mathbb{R}^d$ gives the worst case difference. If the data at the two devices are i.i.d., then, it is easy to see that the discrepancy is zero. On the other hand, if the distributions of data at the two devices are different, and the same neural network is not able to classify the data, then the discrepancy is high. A naive way of using this while devising an algorithm is to allocate higher weights α_{kj} if d_{kj} is small. In the following, a theoretical result that provides insights on how to choose these weights in a systematic way is provided. In particular, using the definitions above, a PAC bound on the difference between the true average loss in (3) and its estimate in (4) is provided in the following theorem. The proof is relegated to Appendix [A].

Theorem 1. (PAC bound) *Assuming that the loss is bounded, i.e., $l(a, b) \leq M \forall a, b \in \mathcal{Y}$, for every $\epsilon > 0$, with a probability of at least $1 - \delta$, $\delta > 0$, the following holds*

$$\Phi_{W, \lambda} \leq \hat{\Phi}_{W, \lambda, \alpha}(\mathcal{S}) + 2\mathcal{R}_{\Lambda}(W) + M\text{Pen}(\boldsymbol{\lambda}, \boldsymbol{\alpha}) + MN\epsilon, \quad (6)$$

where $\text{Pen}(\boldsymbol{\lambda}, \boldsymbol{\alpha}) := \sqrt{\frac{N}{2} \sum_{j=1}^N \sum_{k=1}^N \left(\frac{\lambda_k \alpha_{kj}}{n_j}\right)^2 \log\left(\frac{|\Lambda_{\epsilon}|}{\delta}\right)} + \frac{1}{M} \sum_{k,j=1}^N \lambda_k \alpha_{kj} d_{kj}$, d_{kj} is the discrepancy, and Λ_{ϵ} is the minimum ϵ -cover of Λ .

The above guarantee suggests that the neural network weights $\{\mathbf{w}_1, \mathbf{w}_2, \dots, \mathbf{w}_N\}$ and α_{kj} , $k, j = 1, 2, \dots, N$, henceforth known as the *importance coefficients*, can be chosen in such a way that the error term in the theorem (6) is minimized. Inspired by this, the following optimisation problem is proposed:

$$\min_{\mathbf{w}_1, \mathbf{w}_2, \dots, \mathbf{w}_N} \min_{\boldsymbol{\alpha}} \left\{ \hat{\Psi}_{W, \lambda, \alpha} := \hat{\Phi}_{W, \lambda, \alpha}(\mathcal{S}) + \sum_{k=1}^N \gamma_k \|\mathbf{w}_k\|_2 + M\text{Pen}(\boldsymbol{\lambda}, \boldsymbol{\alpha}) \right\}, \quad (7)$$

where the second term above is used to regularize the neural network coefficients. The above needs to be solved in a distributed fashion ensuring that the communication overhead is low. In the following section, a federated algorithm is proposed to solve (7).

IV. DISTRIBUTED FEEL (DFL) ALGORITHM

It is important to note that in order to solve (7), the knowledge of the discrepancy is required. However, the devices have access to data, and hence the discrepancy needs to be estimated in a distributed fashion. This estimate will be used as a proxy in (7) to design the federated algorithm. In the following subsection, an algorithm to estimate the discrepancy is proposed.

A. Distributed Discrepancy Estimation (DDE)

From the definition of the discrepancy, the DDE algorithm amounts to solving $\sup_{\mathbf{w} \in \mathbb{R}^d} |\mathcal{L}_k(\mathbf{w}) - \mathcal{L}_j(\mathbf{w})|$ for all $k, j = 1, 2, \dots, N$. Since the true average in the expression for the discrepancy is unknown, estimates of those two terms denoted by $\hat{\mathcal{L}}(\mathbf{w}, S_k)$ and $\hat{\mathcal{L}}(\mathbf{w}, S_j)$ will be used. A natural approach to solving the problem is to use a gradient ascent algorithm in a distributed manner. **Algorithm 1** shows the distributed implementation of the gradient ascent to compute an estimate of the discrepancy. Since the discrepancy involves an absolute value, the gradient does not exist at all points. However, to circumvent this problem, a generalized (sub) gradient is used in place of the gradient (see step 8 of the algorithm)

$$\begin{aligned} \partial_{\mathbf{w}}(\Delta_{kj}(\mathbf{w})) := & (\nabla(\hat{\mathcal{L}}(\mathbf{w}, S_j)) - \nabla(\hat{\mathcal{L}}(\mathbf{w}, S_k))) \mathbb{1}\{(\hat{\mathcal{L}}(\mathbf{w}, S_k) > \hat{\mathcal{L}}(\mathbf{w}, S_j))\} - \\ & (\nabla(\hat{\mathcal{L}}(\mathbf{w}, S_k)) - \nabla(\hat{\mathcal{L}}(\mathbf{w}, S_j))) \mathbb{1}\{(\hat{\mathcal{L}}(\mathbf{w}, S_j) \leq \hat{\mathcal{L}}(\mathbf{w}, S_k))\}. \end{aligned} \quad (8)$$

This follows directly from the sub-derivative of $|x|$ which is -1 if $x < 0$, 1 if $x > 0$ and if $x = 0$, it is any point in the interval $[-1, 1]$ (see [39]). As the losses are continuous random variables, the probability of the event that the losses are equal is zero, and hence the gradient in (8) is sufficient. In general, the problem is non-convex, and hence the above algorithm need not converge to the global maximum. Since this is a gradient ascent algorithm, the convergence to a local maximum follows from the standard argument [39]. The time complexity of **Algorithm 1** is polynomial of the order $\mathcal{O}(N^2 dT)$. In the next subsection, using estimates of discrepancies, a distributed federated learning algorithm is developed.

Note: In the simulations, the number of iterations were fixed and it was observed that when the data across devices were i.i.d, T was smaller than the threshold number of iterations. Although

Algorithm 1: DDE ALGORITHM

```

1 INITIALISE discrepancies  $\hat{d}_{jk}$  for  $k, j \in \{1, 2, \dots, N\}$  as 1 and  $\mathbf{w}^0 \sim \mathcal{N}(0, I)$ ,  $I \in \mathbb{R}^{d \times d}$ 
2 for  $j \in \{1, 2, \dots, N\}$  do
3   for  $k \in \{j, \dots, N\}$  do
4     for  $t \in \{1, 2, \dots, T\}$  and  $j \neq k$  do
5       BROADCAST  $\mathbf{w}^t$  to devices  $j$  and  $k$ 
6       RECEIVE (sub)gradients  $\nabla \hat{\mathcal{L}}(\mathbf{w}^t, S_j)$ ,  $\nabla \hat{\mathcal{L}}(\mathbf{w}^t, S_k)$  and losses  $\hat{\mathcal{L}}(\mathbf{w}^t, S_j)$  and
7          $\hat{\mathcal{L}}(\mathbf{w}^t, S_k)$  from devices  $j$  and  $k$ , respectively
8       SET  $\hat{d}_{jk} = \hat{d}_{kj} := |(\hat{\mathcal{L}}(\mathbf{w}^t, S_j) - \hat{\mathcal{L}}(\mathbf{w}^t, S_k))|$ 
9       (SUB)GRADIENT ASCENT using  $\mathbf{w}^{t+1} = \mathbf{w}^t + \eta \partial_{\mathbf{w}}(\Delta_{kj}(\mathbf{w}^t))$ 
10    end
11  end
12 OUTPUT all  $\hat{d}_{jk}$  for  $k, j \in \{1, 2, \dots, N\}$ 

```

there is a scope for improvement in terms of communication complexity while estimating the discrepancy, the focus of this paper is to show that the performance of the federated algorithm can be improved using discrepancy estimate while maintaining the communication complexity to be nominal.

B. Proposed DFL Algorithm

The discrepancy estimates obtained from the DDE algorithm can be used as proxies for the true discrepancies while solving the problem in (7). One can use the classical federated algorithm to solve the problem. However, this requires exchange of gradients, which in many problems can be of very high dimension leading to a communication bottleneck. Therefore, in this section, a signed gradient method is proposed, which is different from [17]. Although a general approach of quantized gradients can be used in this context, for the sake of simplicity, a simple signed gradient will be used, and relegate the analysis of quantized gradients to future work. It is important to note that the mathematical tools used here can be extended to handle quantized gradients scenario. In the signed gradient scenario, computing the gradient of the objective in (7) involves finding the sign of the gradient with respect to $\{\mathbf{w}_1, \mathbf{w}_2, \dots, \mathbf{w}_N\}$ instead of the full gradient, and the full gradient with respect to α . This will be a function of a relatively much lesser dimensional information. The gradient with respect to the importance coefficients α does not depend on the

neural network weights but depends on the discrepancy and the losses. This involves sending $\mathcal{O}(N)$ parameters while the gradient with respect to neural network weights \mathbf{w} can potentially involve millions ($\gg \mathcal{O}(N)$) of parameters. The signed gradient of the objective function (7) with respect to device k 's weights \mathbf{w}_k turns out to be

$$\nabla_{\mathbf{w}_k, \text{sign}} \hat{\Psi}_{W, \lambda, \alpha} = \lambda_k \sum_{m=1}^N \alpha_{km} \text{sign}(\hat{\mathbf{g}}_{km}) + \gamma_k \text{sign}(\mathbf{w}_k), \quad (9)$$

where the gradient at the m^{th} device running model k denoted by $\hat{\mathbf{g}}_{km} := \nabla_{\mathbf{w}_k} \hat{\mathcal{L}}(\mathbf{w}_k, S_m)$, and $\text{sign}(\hat{\mathbf{g}}_{km})$ represents the sign of the estimated gradient $\hat{\mathbf{g}}_{km}$. The full gradient of the loss $\hat{\Psi}_{W, \lambda, \alpha}$ for a device k , with respect to the importance coefficients $\alpha_k = [\alpha_{k1} \ \alpha_{k2} \ \dots \ \alpha_{kN}]$ is given by $\nabla_{\alpha_k} \hat{\Psi}_{W, \lambda, \alpha} := \left[\frac{\partial \hat{\Psi}_{W, \lambda, \alpha}}{\partial \alpha_{k1}}, \frac{\partial \hat{\Psi}_{W, \lambda, \alpha}}{\partial \alpha_{k2}}, \dots, \frac{\partial \hat{\Psi}_{W, \lambda, \alpha}}{\partial \alpha_{kN}} \right]$, where

$$\frac{\partial \hat{\Psi}_{W, \lambda, \alpha}}{\partial \alpha_{km}} = \lambda_k \hat{\mathcal{L}}(\mathbf{w}_k, S_m) + \lambda_k \hat{d}_{km} + \frac{M \sqrt{\frac{N}{2} \log \left(\frac{|\mathbf{\Lambda}_\epsilon|}{\delta} \right) \frac{(\lambda_k^2 \alpha_{km})}{n_m^2}}}{\sqrt{\left(\frac{1}{2} \sum_{k, j=1}^N \left(\frac{\lambda_k \alpha_{kj}}{n_j} \right)^2 \right)}}. \quad (10)$$

In particular, each device m sends the signed gradients $\text{sign}(\hat{\mathbf{g}}_{km})$ (from equation (9)) and losses $\hat{\mathcal{L}}(\mathbf{w}_m, S_k) \ \forall k = 1, 2, \dots, N$ to the BS. The BS aggregates these according to (9) and (10) to get the estimated gradients $\nabla_{\mathbf{w}_k, \text{sign}} \hat{\Psi}_{W, \lambda, \alpha}$ and $\nabla_{\alpha_k} \hat{\Psi}_{W, \lambda, \alpha}$. These estimates are used in obtaining an improved estimate of the optimal weights \mathbf{w}_k and importance coefficients α_{kj} for all $k, j = 1, 2, \dots, N$. In order to satisfy the constraint that $\sum_{j=1}^N \alpha_{kj} = 1$, the importance coefficient needs to be projected onto the simplex Δ_N (see step 8 of the **Algorithm 2**). Note that the gradient of (7) with respect to α depends on the estimated discrepancy. Computing this gradient is straightforward, and hence not explicitly mentioned in the algorithm. The convergence analysis of **Algorithm 2** is discussed in the next section.

V. CONVERGENCE ANALYSIS

In this section, the convergence analysis of **Algorithm 2** is presented. In order to prove one of the main results on the convergence, the following standard assumptions are made.

Algorithm 2: Proposed DFL (MtFEEL): Input discrepancy from **Algorithm 1**

```

1 INITIALISE  $\alpha_k^0 \in \Delta_N$ ,  $\mathbf{w}_k \in \mathbb{R}^d$  for  $k = 1, 2, \dots, N$ 
2 for  $t = 1, 2, \dots, T$  do
3   BROADCAST  $\mathbf{w}_j^t$  to the device  $j = 1, 2, \dots, N$ 
4   for devices  $k = 1, 2, \dots, N$  do
5     GET  $\text{sign}(\hat{\mathbf{g}}_{mk})$  for  $m = 1, 2, \dots, N$ 
6     GET  $\hat{\mathcal{L}}(\mathbf{w}_m, S_k)$  for  $m = 1, 2, \dots, N$ 
7   end
8   GRADIENT DESCENT step on  $\mathbf{w}_k$  for  $k = 1, 2, \dots, N$ :
      $\mathbf{w}_k^{t+1} = \mathbf{w}_k^t - \eta \nabla_{\mathbf{w}_k, \text{sign}} \hat{\Psi}_{W^t, \lambda, \alpha^t}$ 
9   GRADIENT DESCENT WITH PROJECTION step on  $\alpha_k$  for  $k = 1, 2, \dots, N$ :
      $\alpha = \alpha_k^t - \mu \nabla_{\alpha_k} \hat{\Psi}_{W^{t+1}, \lambda, \alpha^t}$ 
      $\alpha_k^{t+1} = \underset{\mathbf{x} \in \Delta_N}{\text{argmin}} \|\mathbf{x} - \alpha\|_1$ 
10 end

```

Assumption 1. (*Boundedness [40]*): The loss function $l(h_{\mathbf{w}}(\mathbf{x}), y)$ is assumed to be bounded i.e., $l(h_{\mathbf{w}}(\mathbf{x}), y) \leq B < \infty$, for all $\mathbf{w} \in \mathbb{R}^d$ and any $\mathbf{x} \in \mathcal{X}$ and $y \in \mathcal{Y}$.

Assumption 1 implies that $\Phi_{W, \lambda, \alpha}(\mathcal{S}) \leq B$, which follows from the facts that $\sum_{k=1}^N \lambda_k = 1$ and $\sum_{j=1}^N \alpha_{kj} = 1$, $k = 1, 2, \dots, N$. Next, the gradient is assumed to be smooth (see [17]).

Assumption 2. (β -Smoothness): The function $l(h_{\mathbf{w}}(\mathbf{x}), y)$ is assumed to be β -smooth in \mathbf{w} , i.e., $|\langle \nabla l(h_{\mathbf{w}_1}(\mathbf{x}), y)_i - \nabla l(h_{\mathbf{w}_2}(\mathbf{x}), y)_i \rangle| \leq L |(\mathbf{w}_1 - \mathbf{w}_2)_i|$ for any $\mathbf{w}_1, \mathbf{w}_2 \in \mathbb{R}^d$, $\mathbf{x} \in \mathcal{X}$, $y \in \mathcal{Y}$, $i = 1, 2, \dots, d$, and $0 < L_i < \infty$ for all i .

Note that the above assumption implies that

$$\left| l(h_{\mathbf{w}_1}(\mathbf{x}), y) - \left[l(h_{\mathbf{w}_2}(\mathbf{x}), y) + \nabla l(h_{\mathbf{w}_1}(\mathbf{x}), y)^T (\mathbf{w}_1 - \mathbf{w}_2) \right] \right| \leq \frac{1}{2} \sum_i L_i (w_{1i} - w_{2i})^2,$$

for any $\mathbf{w}_1, \mathbf{w}_2 \in \mathbb{R}^d$, $\mathbf{x} \in \mathcal{X}$ and $y \in \mathcal{Y}$.

Assumption 3. (*Bounded Variance*): Assume that every component of the estimated gradient, i.e., $\hat{g}_{kj,i}$ is an unbiased estimate of the true gradient $g_{kj,i}$, i.e., $\mathbb{E}[\hat{g}_{kj,i}] = g_{kj,i}$ for $k, j = 1, 2, \dots, N$ and $i = 1, 2, \dots, n_j$. Further, the variance of every component is bounded by some $\sigma_{kj,i}^2 < \infty$, i.e., $\mathbb{E}[(\hat{g}_{kj,i} - g_{kj,i})^2] \leq \sigma_{kj,i}^2$.

Since α_k should satisfy the constraint that $\sum_{i=1}^N \alpha_{ki} = 1$, the gradient descent step is followed by a projection. The following definition comes in handy while deriving the convergence results for the proposed algorithm.

Definition 4. (Projected gradient [40]) Let $\Psi : \mathcal{K} \rightarrow \mathbb{R}$ be a function on a closed convex set $\mathcal{K} \subseteq \Delta_N$. The projected gradient of $\mathbf{z} \in \mathbb{R}^d$ with respect to Ψ denoted $\nabla_{\mathcal{K}, \mathbf{z}} \Psi : \mathcal{K} \rightarrow \mathbb{R}^N$ is defined as

$$\nabla_{\mathcal{K}, \mathbf{z}} \Psi := \frac{1}{\mu} (\mathbf{z} - \Pi_{\mathcal{K}}[\mathbf{z} - \mu \nabla_{\mathbf{z}} \Psi(\mathbf{z})]), \quad (11)$$

where $\Pi_{\mathcal{K}}(\mathbf{z}) = \operatorname{argmin}_{\mathbf{x} \in \Delta_N} \|\mathbf{x} - \mathbf{z}\|$ is the projection operator, and any $\mu > 0$.

Note that if $\Pi_{\mathcal{K}}(\mathbf{z}) = \mathbf{z}$, then the above coincides with the gradient. Further, gradient update using the above ensures that $\sum_{j=1}^N \alpha_{kj} = 1$. In order to prove convergence of the **Algorithm 2**, it suffices to prove that \mathbf{w}_k and α_k converges for all $k = 1, 2, \dots, N$. Therefore $\Psi_{\mathbf{w}_k, \lambda_k, \alpha_k}$ for the k -th component is written as,

$$\Psi_{\mathbf{w}_k, \lambda_k, \alpha_k} = \Phi_{\mathbf{w}_k, \lambda_k, \alpha_k}(\mathbf{S}) + \operatorname{Reg}(\lambda_k, \alpha_k) + \lambda_k \sum_{j=1}^N \alpha_{kj} d_{kj}, \quad (12)$$

where $\Phi_{\mathbf{w}_k, \lambda_k, \alpha_k}(\mathbf{S}) := \lambda_k \sum_{j=1}^N \alpha_{kj} \mathcal{L}_j(\mathbf{w}_k)$, and

$$\operatorname{Reg}(\lambda_k, \alpha_k) := \frac{M}{N} \sqrt{\frac{N}{2} \sum_{j=1}^N \sum_{k=1}^N \left(\frac{\lambda_k \alpha_{kj}}{n_j} \right)^2 \log \left(\frac{|\Lambda_\epsilon|}{\delta} \right)}.$$

It is important to note that the term corresponding to the L_2 -regularizer $\gamma_k |\mathbf{w}_k|$ is ignored, i.e., $\gamma_k = 0$ in order to prove the convergence result. However, the proof can be easily extended to the case of $\gamma_k \neq 0$. The proof of convergence requires the objective $\Psi_{\mathbf{w}_k, \lambda_k, \alpha_k}$ in (12) to be Lipschitz function of α_k and \mathbf{w}_k . This is the essence of the following Lemmas.

Proposition 1. The function $\operatorname{Reg}(\lambda_k, \alpha_k) := \frac{M}{N} \sqrt{\frac{N}{2} \sum_{j=1}^N \sum_{k=1}^N \left(\frac{\lambda_k \alpha_{kj}}{n_j} \right)^2 \log \left(\frac{|\Lambda_\epsilon|}{\delta} \right)}$ is Lipschitz in α_k with Lipschitz constant $\beta' := \frac{M}{\sqrt{2N}} \sqrt{\log \left(\frac{|\Lambda_\epsilon|}{\delta} \right)}$.

Proof: The proof is provided in Appendix B. □

Proposition 2. The function $\Psi_{\mathbf{w}_k, \lambda_k, \alpha_k}$ is Lipschitz in α_k with Lipschitz constant $\beta := \beta' + 2\lambda_k M$

and Lipschitz in \mathbf{w}_k with Lipschitz constant $\lambda_k d$.

Proof: The proof is provided in Appendix C. \square

The following theorem uses the above results and definitions to show that **Algorithm 2** converges.

Theorem 2. (Convergence of **Algorithm 2**). After T iterations, choosing the learning rates $\eta^t = \frac{1}{\sqrt{T}}$, $\mu^t = \frac{1}{\sqrt{T}}$ and the batch size $n_t = T$, the following holds:

$$\mathbb{E} \left[\frac{1}{T} \sum_{t=0}^{T-1} \Delta_k^t \right] \leq \frac{1}{\sqrt{T}} \left(2\lambda_k^2 \sum_{m=1}^N \|\boldsymbol{\sigma}_{km}\|_1 + \frac{\|L\|_1 \lambda_k^2}{2} + \Psi_{\mathbf{w}_k^0, \lambda_k, \boldsymbol{\alpha}_k^0} - \Psi_k^* \right), \quad (13)$$

where $\Delta_k^t := \left(\lambda_k^2 \sum_{m=1}^N \alpha_{km}^{t+1} \|\mathbf{g}_{km}^t\|_1 \right) + \left(1 - \frac{\beta}{2\sqrt{T}} \right) \left[\left\| \nabla_{\mathcal{K}, \boldsymbol{\alpha}_k} \Psi_{\mathbf{w}_k^t, \lambda_k, \boldsymbol{\alpha}_k^t} \right\|_2^2 \right]$.

Proof: The proof is provided in Appendix D.

Note that as $T \rightarrow \infty$, the right hand side goes to zero. In other words, each term on the right hand side of (13) can be made arbitrarily small by choosing appropriately large T . Since the first term corresponds to the average gradient of $\Psi_{\mathbf{w}_k, \lambda_k, \boldsymbol{\alpha}_k}$ with respect to \mathbf{w}_k scaled by λ_k , and the second term corresponds to the gradient of $\Psi_{\mathbf{w}_k, \lambda_k, \boldsymbol{\alpha}_k}$ with respect to $\boldsymbol{\alpha}_k$, there exists a time t beyond which the gradient of $\Psi_{\mathbf{w}_k, \lambda_k, \boldsymbol{\alpha}_k}$ is small. This shows that rate of convergence is $\mathcal{O}\left(\frac{1}{\sqrt{T}}\right)$ similar to [17]. In the next section, using the results of this section, a convergence result of the proposed algorithm when the channel between the edge device and the BS is a noisy wireless channel is presented.

VI. CONVERGENCE ANALYSIS IN A WIRELESS CHANNEL

The above analysis holds good in the presence of an error free channel. For a more pragmatic approach, the following analysis on a noisy channel is presented. The channels between each device k and the BS is considered to be a single tap Rayleigh flat fading channel, with channel coefficient h_k as defined in section II-A.³ It is assumed that the entries of $\text{sign}(\hat{g}_{ki})$ is i.i.d with the probability of 1 being q . It is clear that if d bits are sent without any errors, then the convergence is guaranteed, as in Theorem 3. However, in the wireless channel, it is expected to

³The time slot index t in $h_k(t)$ is ignored, and is understood from the context.

have errors, which depends on the SNR of the channel. Therefore, it is important to investigate the impact of the SNR on the convergence. Towards this, define the outage event as $\mathcal{O} := \left\{ d \leq \log_2 \left(1 + \frac{|h_k|^2 P_k}{B\sigma^2} \right) \right\}$, where the maximum transmissible power by a user is P_k and the channel noise variance is σ^2 for channel bandwidth B .⁴ It is assumed that in the case of outage event, the errors are bound to happen, and hence the communication is said to have failed. Strictly speaking, even in the case of outage, it is possible that a few bits will get through without any errors, which can be used to move roughly in the direction of gradient. This can potentially help in improving the convergence. However, for the sake of simplicity, the above case is ignored. Further, the discrepancy estimates assume error free channel. As mentioned earlier, the impact of scheduling on the convergence is ignored. In this setting, the following theorem characterizes the convergence of the proposed algorithm under fading channel.

Theorem 3. *In a Rayleigh fading up-link channel with $SNR_k := \frac{P_k}{B\sigma^2}$ and bandwidth B at the device k , by choosing the learning rates, and batch size as in Theorem 2, the following bound holds good*

$$\frac{1}{T} \sum_{t=1}^T \mathbb{E}[\Delta_k^t] \leq \frac{U(2^{\frac{d}{B}} - 1)}{SNR_k} + \frac{1}{\sqrt{T}} \left(2\lambda_k^2 \sum_{m=1}^N \|\sigma_{km}\|_1 + \frac{\|L\|_1 \lambda_k^2}{2} + \Psi_{\mathbf{w}_k^0, \lambda_k, \alpha_k^0} - \Psi_k^* \right),$$

where $U := \beta' + 2\lambda_k M + \lambda_k d$.

It can be observed from the above theorem that the average is small provided that the quantity $\mathcal{O} \left(\max \left\{ \frac{1}{SNR_k}, \frac{1}{\sqrt{T}} \right\} \right)$ is small. This ensures that there exist a t for which Δ_k^t is small, making the sum of the gradients of $\Psi_{\mathbf{w}_k, \alpha_k, \lambda_k}$ with respect to α_k and the neural network weights \mathbf{w}_k small, ensuring that the solution is close to a sub-optimal minimum. However, for a fixed SNR_k , it is useless to train for more than $\mathcal{O}(SNR_k^2)$ number of iterations. Thus, the SNR of the transmission acts as a bottleneck while training in the fading channel scenario. In addition, the higher the Bandwidth, lower the number of iterations required. These observations are made in the experimental results as well, which is detailed in the next section.

⁴The symbol \mathcal{O} is used to represent both outage as well as ‘‘order of’’. It should be clear depending on the context.

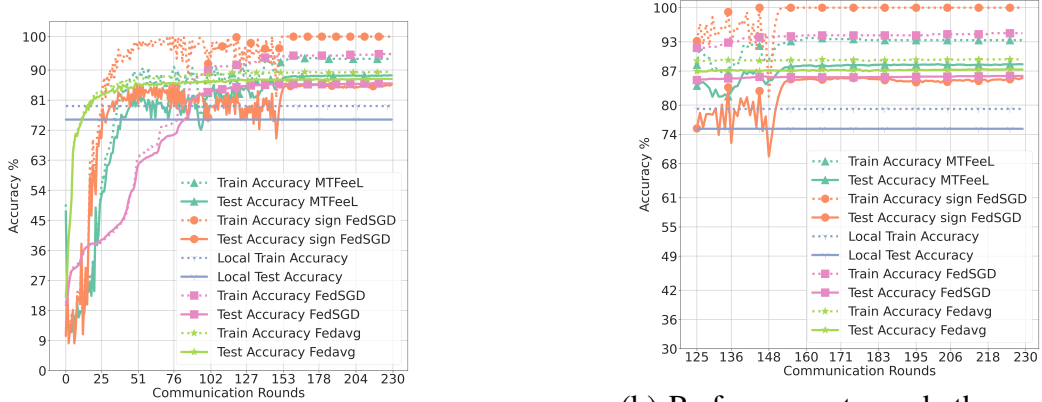
VII. EXPERIMENTAL RESULTS

The experimental setup uses the MNIST handwriting data set to emulate a federated learning scenario with $N = 30$ devices. More specifically, three cohorts of devices denoted A , B and C were constructed. Further, 12 devices were assigned to each cohorts A and B while 6 devices were allocated to the cohort C . All the devices were equipped with a neural networks capable of performing a 10 class prediction on the images. As a part of training, all the devices in cohort A had the digits 0 – 5, devices in B were given digits 6 – 9 and devices in C were given digits 3 – 7. This emulates the heterogeneous data set across cohorts while having homogeneous data within each cohort. It is important to note that the cohorts are *unknown*. There were around 100 samples in every device out of which 20 were used for training and 80 for testing. This mimics edge devices with very less data and the larger number of samples for testing was set to gain insights on the generalisation capabilities of the algorithm. In order to compare the proposed algorithm with some baseline performance, each device was also trained using just local data. The proposed algorithm is also compared with the popular FedSGD and FedAVG (see [41] and [42]) algorithms. In the following section, the performance of the proposed algorithm when the channel is noise free is presented.

A. Perfect Uplink-Channel

In this scenario, the communication between devices and the BS occurs in an error free regime. To begin with, the discrepancy is computed for each pair of devices using **Algorithm 1** described in Sec. IV-A. Using this in **Algorithm 2**, the respective neural network weights are computed. Figures 2(a) and 2(b) present the accuracy of various algorithms during training and testing phases versus communication rounds. Here, in each communication round, the gradient is updated using step 8 of the **Algorithm 2**. It is observed that both FedSGD and sign FedSGD perform similarly albeit the latter being more unstable in the initial few rounds of communication. MtFEEL also acts unstably, but to a much lesser degree as depicted in figure 2(a). This instability can be attributed to the fact that the quantization (binarization to be precise) errors in the initial stages will be large as the magnitude of the gradients are much larger than 1. The fluctuations eventually cease after around 150 communication rounds as the gradient approaches the local minimum. It is important

to note that the testing accuracy of the proposed algorithm is better than local training, FedAvg and FedSGD. On the other hand, the training accuracy of the proposed algorithm is inferior compared to FedAvg and FedSGD; this is attributed to the over-fitting of the algorithms. The superior performance of the proposed algorithm is due to the fact that the discrepancy for all the devices in a cluster is small. Hence the solution to the optimization problem results in close to equal weights being allocated to the devices within a cluster and approximately zero weights across clusters during the learning phase. In summary, it was observed that for devices in a cluster, the algorithm converged to FedSGD, as expected. Recall that the cluster devices are unknown, and the algorithm managed to learn them quite well.



(a) Performance from start to finish.

(b) Performance towards the end.

Fig. 2: Accuracy in the case of Error free channel.

The MtFEEL average loss (see (7)) versus communication rounds is depicted in Fig. 3 (a). It reaches its minimum at around 150 iterations, which is when no more significant gradient descent steps are being taken. This is also shown in Figs. 3 (b) and (c) which depict $\| \mathbf{w}_k^{t+1} - \mathbf{w}_k^t \|_2^2$ and $\| \boldsymbol{\alpha}_k^{t+1} - \boldsymbol{\alpha}_k^t \|_2^2$ averaged across all devices k , varying across communication rounds. This confirms the convergence of the MtFEEL algorithm. These experiments demonstrate a proof of concept and more elaborate experiments using different data sets is relegated to future work. In the next subsection, the performance of the proposed algorithm under fading channel is presented.

B. Noisy Uplink Channel

The MtFEEL algorithm is sensitive to the loss values incurred by a model when run on different devices. The estimates of the importance coefficients α being sensitive to these loss values, can be unreliable if the initial gradients are erroneous. It is observed that for a given uplink SNR_k for device k , increasing the number of communication rounds may not help in improving the performance. In fact, beyond some threshold on T for a given SNR , the performance can degrade due to the fact that the gradient is bounded away from zero as T increases, as indicated in Theorem 3. This is empirically observed in Fig. 4 (a). For $SNR_k < -10\text{dB}$, the performance degrades, and results in very poor accuracy. In addition to the above, a bit flipping model is also considered, where each component of the gradient is independently flipped to 1 (or -1) with a probability of p (or $1 - p$). The accuracy versus p is plotted in Fig. 4 (b). It is clear that beyond a threshold on p ($p > 0.2$), the performance of the proposed algorithm improves, an observation in line with fading channel case. In summary, it is better to use the proposed algorithm in most practical regimes of interest, while the classical FedSGD approaches are better for very low SNR due to its robustness for large number of errors. The reason behind this is that the signed FedSGD doesn't attempt to find similar devices to aggregate, and naively considers all devices homogeneous, and can maintain its robustness for relatively higher error probabilities.

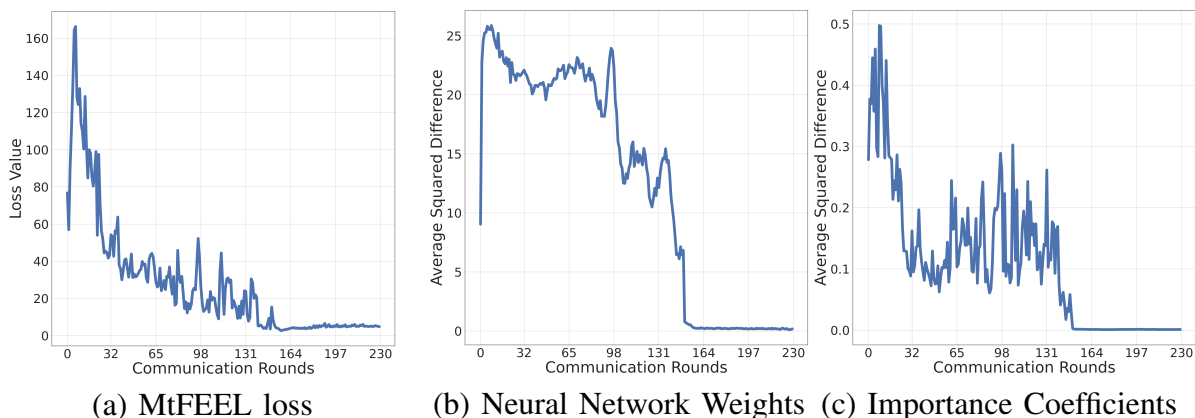


Fig. 3: MtFEEL parameters across communication rounds in an error free channel.

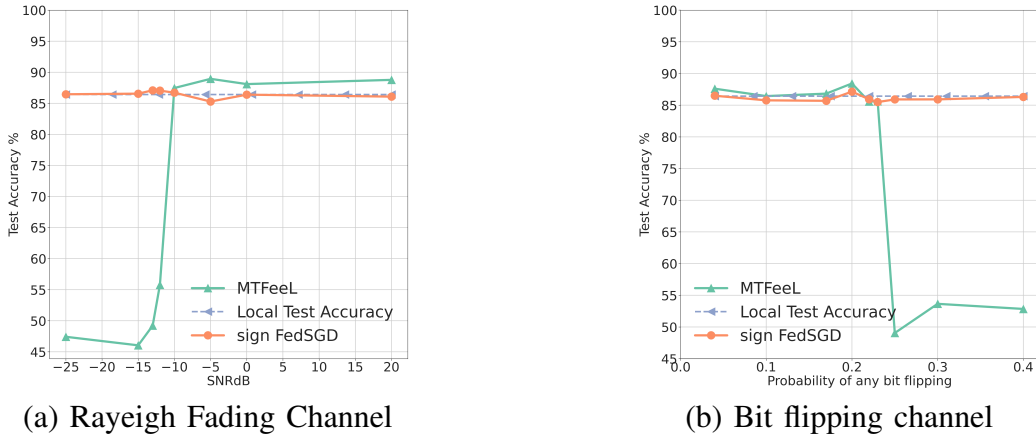


Fig. 4: Channel with Error.

VIII. CONCLUSIONS

This work proposed a distributed FL algorithm across multiple devices that results in custom neural network for each device. In particular, every device learns its model with the help of other “similar” devices by sending signed gradient information to a central BS. Each device aims to minimise an estimate of a proposed loss using a weighted average of the empirical losses across devices. These weights, called the importance coefficients, are dependent on the similarity of data distributions between any pair of clients in the network. This loss function is minimised by computing neural network weights tailor made for each device. Theoretical guarantees on the proposed estimation method are provided, and an algorithm is devised to compute the importance coefficients and the neural network weights across devices. The guarantee depends on the weighted average of the losses, a notion called discrepancy which is a measure of the dependency of the data across devices with respect to the loss function, and a penalty term. An algorithm is proposed to estimate this discrepancy in a distributed fashion. The FL algorithm was shown to converge at the rate of $1/\sqrt{T}$, where T is the number of communication rounds when no errors are present in the communication links in the network. In the case of a Rayleigh flat fading channel, the convergence of the algorithm is shown to depend on the SNR and $1/\sqrt{T}$. In particular, it was shown that the convergence is limited by the SNR, i.e., at low SNR, the increase in communication rounds T would not help in convergence. Empirically, using the MNIST data set, the proposed algorithm was compared with FedSGD, local training and FedAvg, and was

shown to outperform these algorithms.

REFERENCES

- [1] T. Kraska, A. Talwalkar, J. C. Duchi, R. Griffith, M. J. Franklin, and M. I. Jordan, “Mlbase: A distributed machine-learning system.” in *Cidr*, vol. 1, 2013, pp. 2–1.
- [2] J. Konečný, H. B. McMahan, D. Ramage, and P. Richtárik, “Federated optimization: Distributed machine learning for on-device intelligence,” *arXiv preprint arXiv:1610.02527*, 2016.
- [3] M. Mohri, G. Sivek, and A. T. Suresh, “Agnostic federated learning,” in *International Conference on Machine Learning*. PMLR, 2019, pp. 4615–4625.
- [4] K. Bonawitz, H. Eichner, W. Grieskamp, D. Huba, A. Ingerman, V. Ivanov, C. Kiddon, J. Konecny, S. Mazzocchi, H. B. McMahan *et al.*, “Towards federated learning at scale: System design,” *arXiv preprint arXiv:1902.01046*, 2019.
- [5] Q. Yang, Y. Liu, T. Chen, and Y. Tong, “Federated machine learning: Concept and applications,” *ACM Transactions on Intelligent Systems and Technology (TIST)*, vol. 10, no. 2, pp. 1–19, 2019.
- [6] T. Li, A. K. Sahu, M. Zaheer, M. Sanjabi, A. Talwalkar, and V. Smith, “Federated optimization in heterogeneous networks,” *arXiv preprint arXiv:1812.06127*, 2018.
- [7] A. Hard, K. Rao, R. Mathews, S. Ramaswamy, F. Beaufays, S. Augenstein, H. Eichner, C. Kiddon, and D. Ramage, “Federated learning for mobile keyboard prediction,” *arXiv preprint arXiv:1811.03604*, 2018.
- [8] B. McMahan and D. Ramage, “Federated learning: Collaborative machine learning without centralized training data,” *Google Research Blog*, vol. 3, 2017.
- [9] H. B. McMahan, E. Moore, D. Ramage, S. Hampson *et al.*, “Communication-efficient learning of deep networks from decentralized data,” *arXiv preprint arXiv:1602.05629*, 2016.
- [10] S. P. Karimireddy, S. Kale, M. Mohri, S. Reddi, S. Stich, and A. T. Suresh, “Scaffold: Stochastic controlled averaging for federated learning,” in *International Conference on Machine Learning*. PMLR, 2020, pp. 5132–5143.
- [11] S. P. Karimireddy, M. Jaggi, S. Kale, M. Mohri, S. J. Reddi, S. U. Stich, and A. T. Suresh, “Mime: Mimicking centralized stochastic algorithms in federated learning,” *arXiv preprint arXiv:2008.03606*, 2020.
- [12] J. Wang, V. Tantia, N. Ballas, and M. Rabbat, “Slowmo: Improving communication-efficient distributed sgd with slow momentum,” *arXiv preprint arXiv:1910.00643*, 2019.
- [13] T. Lin, S. P. Karimireddy, S. U. Stich, and M. Jaggi, “Quasi-global momentum: Accelerating decentralized deep learning on heterogeneous data,” *arXiv preprint arXiv:2102.04761*, 2021.
- [14] H. B. McMahan, D. Ramage, K. Talwar, and L. Zhang, “Learning differentially private recurrent language models,” *arXiv preprint arXiv:1710.06963*, 2017.
- [15] K. Bonawitz, V. Ivanov, B. Kreuter, A. Marcedone, H. B. McMahan, S. Patel, D. Ramage, A. Segal, and K. Seth, “Practical secure aggregation for privacy-preserving machine learning,” in *Proceedings of the 2017 ACM SIGSAC Conference on Computer and Communications Security*, 2017, pp. 1175–1191.
- [16] J. Konečný, H. B. McMahan, F. X. Yu, P. Richtárik, A. T. Suresh, and D. Bacon, “Federated learning: Strategies for improving communication efficiency,” *arXiv preprint arXiv:1610.05492*, 2016.
- [17] J. Bernstein, Y.-X. Wang, K. Azizzadenesheli, and A. Anandkumar, “signsgd: Compressed optimisation for non-convex problems,” *arXiv preprint arXiv:1802.04434*, 2018.

- [18] G. Zhu, Y. Wang, and K. Huang, "Broadband analog aggregation for low-latency federated edge learning," *IEEE Transactions on Wireless Communications*, 2019.
- [19] M. M. Amiri and D. Gündüz, "Machine learning at the wireless edge: Distributed stochastic gradient descent over-the-air," in *2019 IEEE International Symposium on Information Theory (ISIT)*. IEEE, 2019, pp. 1432–1436.
- [20] K. Yang, T. Jiang, Y. Shi, and Z. Ding, "Federated learning via over-the-air computation," *IEEE Transactions on Wireless Communications*, 2020.
- [21] G. Zhu, Y. Du, D. Gunduz, and K. Huang, "One-bit over-the-air aggregation for communication-efficient federated edge learning: Design and convergence analysis," *arXiv preprint arXiv:2001.05713*, 2020.
- [22] M. M. Wadu, S. Samarakoon, and M. Bennis, "Joint client scheduling and resource allocation under channel uncertainty in federated learning," *IEEE Transactions on Communications*, pp. 1–1, 2021.
- [23] S. Samarakoon, M. Bennis, W. Saad, and M. Debbah, "Federated learning for ultra-reliable low-latency v2v communications," in *2018 IEEE Global Communications Conference (GLOBECOM)*. IEEE, 2018, pp. 1–7.
- [24] C. Feng, Z. Zhao, Y. Wang, T. Q. S. Quek, and M. Peng, "On the design of federated learning in the mobile edge computing systems," *IEEE Transactions on Communications*, pp. 1–1, 2021.
- [25] V. Smith, C.-K. Chiang, M. Sanjabi, and A. S. Talwalkar, "Federated multi-task learning," in *Advances in Neural Information Processing Systems*, I. Guyon, U. V. Luxburg, S. Bengio, H. Wallach, R. Fergus, S. Vishwanathan, and R. Garnett, Eds., vol. 30. Curran Associates, Inc., 2017. [Online]. Available: <https://proceedings.neurips.cc/paper/2017/file/6211080fa89981f66b1a0c9d55c61d0f-Paper.pdf>
- [26] Y. Deng, M. M. Kamani, and M. Mahdavi, "Adaptive personalized federated learning," *arXiv preprint arXiv:2003.13461*, 2020.
- [27] F. Hanzely and P. Richtárik, "Federated learning of a mixture of global and local models," *arXiv preprint arXiv:2002.05516*, 2020.
- [28] Y. Mansour, M. Mohri, J. Ro, and A. T. Suresh, "Three approaches for personalization with applications to federated learning," *arXiv preprint arXiv:2002.10619*, 2020.
- [29] T. Li, S. Hu, A. Beirami, and V. Smith, "Ditto: Fair and robust federated learning through personalization," 2021.
- [30] P. P. Liang, T. Liu, L. Ziyin, N. B. Allen, R. P. Auerbach, D. Brent, R. Salakhutdinov, and L.-P. Morency, "Think locally, act globally: Federated learning with local and global representations," *arXiv preprint arXiv:2001.01523*, 2020.
- [31] A. Fallah, A. Mokhtari, and A. Ozdaglar, "Personalized federated learning: A meta-learning approach," *arXiv preprint arXiv:2002.07948*, 2020.
- [32] F. Sattler, K.-R. Müller, and W. Samek, "Clustered federated learning: Model-agnostic distributed multi-task optimization under privacy constraints," 2019.
- [33] A. Ghosh, J. Chung, D. Yin, and K. Ramchandran, "An efficient framework for clustered federated learning," in *Advances in Neural Information Processing Systems*, H. Larochelle, M. Ranzato, R. Hadsell, M. F. Balcan, and H. Lin, Eds., vol. 33. Curran Associates, Inc., 2020, pp. 19 586–19 597. [Online]. Available: <https://proceedings.neurips.cc/paper/2020/file/e32cc80bf07915058ce90722ee17bb71-Paper.pdf>
- [34] C. Briggs, Z. Fan, and P. Andras, "Federated learning with hierarchical clustering of local updates to improve training on non-iid data," in *2020 International Joint Conference on Neural Networks (IJCNN)*. IEEE, 2020, pp. 1–9.
- [35] M. Zhang, K. Sapra, S. Fidler, S. Yeung, and J. M. Alvarez, "Personalized federated learning with first order model optimization," *arXiv preprint arXiv:2012.08565*, 2020.

- [36] B. Guedj, “A primer on pac-bayesian learning,” 2019.
- [37] V. Smith, C.-K. Chiang, M. Sanjabi, and A. S. Talwalkar, “Federated multi-task learning,” in *Advances in Neural Information Processing Systems*, 2017, pp. 4424–4434.
- [38] Mehryar, A. Rostamizadeh, and A. Talwalkar, *The Foundations of Machine Learning*, 2012. [Online]. Available: <http://mitpress.mit.edu/books/foundations-machine-learning-0>
- [39] S. Boyd, L. Xiao, and A. Mutapcic, “Subgradient methods,” *lecture notes of EE392o, Stanford University, Autumn Quarter*, vol. 2004, pp. 2004–2005, 2003.
- [40] E. Hazan, K. Singh, and C. Zhang, “Efficient regret minimization in non-convex games,” *arXiv preprint arXiv:1708.00075*, 2017.
- [41] H. B. McMahan, E. Moore, D. Ramage, and B. A. y Arcas, “Federated learning of deep networks using model averaging,” *CoRR*, vol. abs/1602.05629, 2016. [Online]. Available: <http://arxiv.org/abs/1602.05629>
- [42] B. McMahan, E. Moore, D. Ramage, S. Hampson, and B. A. y Arcas, “Communication-efficient learning of deep networks from decentralized data,” in *Artificial Intelligence and Statistics*, 2017, pp. 1273–1282.

APPENDIX A

PROOF OF THEOREM 1

Recall that $S_k := \{(\mathbf{x}_{k1}, y_{k1}), (\mathbf{x}_{k2}, y_{k2}), \dots, (\mathbf{x}_{kn_k}, y_{kn_k})\}$ is the set of data samples present at device k . Each device k is assumed to have a neural network with weights $\mathbf{w}_k \in \mathbb{R}^d$, $k = 1, 2, \dots, N$. Let $W := \{\mathbf{w}_1, \mathbf{w}_2, \dots, \mathbf{w}_N\} \subseteq \mathcal{R}^{d \times N}$ denote the set of neural networks. The neural network weights \mathbf{w}_k at the device k is optimized with respect to the loss function $\mathcal{L}_k(\mathbf{w}_j) := \mathbb{E}_{(\mathbf{x}_k, y_k) \sim \mathcal{D}_k} [l(h_{\mathbf{w}_j}(\mathbf{x}), y)]$. The weighted sum of the average losses of all the devices in the network is given by

$$\Phi_{W, \lambda} = \sum_{k=1}^N \lambda_k \mathcal{L}_k(\mathbf{w}_k) = \sum_{k,j=1}^N \lambda_k \alpha_{kj} \mathcal{L}_j(\mathbf{w}_k) + \sum_{k,j=1}^N \lambda_k \alpha_{kj} [\mathcal{L}_k(\mathbf{w}_k) - \mathcal{L}_j(\mathbf{w}_k)],$$

where the above is obtained by using the facts that $\sum_{j=1}^N \alpha_{kj} = 1$ and $\sum_{k=1}^N \lambda_k = 1$. Now using the definitions of $\Phi_{W, \lambda, \alpha} := \sum_{k,j=1}^N \lambda_k \alpha_{kj} \mathcal{L}_j(\mathbf{w}_k)$ and the discrepancy between two devices k and j as $d_{kj} := \sup_{\mathbf{w}} |\mathcal{L}_k(\mathbf{w}) - \mathcal{L}_j(\mathbf{w})|$, the above can be upper bounded by

$$\Phi_{W, \lambda} \leq \Phi_{W, \lambda, \alpha} + \sum_{k,j=1}^N \lambda_k \alpha_{kj} d_{kj}. \quad (14)$$

Recall that $\hat{\Phi}_{W, \lambda, \alpha}(\mathcal{S}) = \sum_{k=1}^N \lambda_k \sum_{j=1}^N \alpha_{kj} \hat{\mathcal{L}}(\mathbf{w}_k, S_j)$ is an estimate of $\Phi_{W, \lambda, \alpha}$. Towards relating $\hat{\Phi}_{W, \lambda, \alpha}(\mathcal{S})$ to $\Phi_{W, \lambda, \alpha}$, define $\psi(\mathcal{S}) := \sup_{\mathbf{w} \in W} (\Phi_{W, \lambda, \alpha} - \hat{\Phi}_{W, \lambda, \alpha}(\mathcal{S}))$. Consider two set of

samples $\mathbf{S}' := \{S'_1, \dots, S'_N\}$ and $\mathbf{S} = \{S_1, \dots, S_N\}$ that differ only in a single element, say $(\mathbf{x}'_{ki}, y'_{ki}) \in S'_k$ and $(\mathbf{x}_{ki}, y_{ki}) \in S_k$ where $k \in \{1 \dots N\}$ and $i \in \{1 \dots n_k\}$. In order to apply McDiarmid's inequality (see [38]), one needs to bound the following difference

$$\begin{aligned} \psi(\mathbf{S}') - \psi(\mathbf{S}) &= \sup_{\mathbf{w} \in W} \left(\Phi_{W, \lambda, \alpha} - \hat{\Phi}_{W, \lambda, \alpha}(\mathbf{S}') \right) - \sup_{\mathbf{w} \in W} \left(\Phi_{W, \lambda, \alpha} - \hat{\Phi}_{W, \lambda, \alpha}(\mathbf{S}) \right) \\ &\stackrel{(a)}{\leq} \sup_{\mathbf{w} \in W} \left[\left(\Phi_{W, \lambda, \alpha} - \hat{\Phi}_{W, \lambda, \alpha}(\mathbf{S}') \right) - \left(\Phi_{W, \lambda, \alpha} - \hat{\Phi}_{W, \lambda, \alpha}(\mathbf{S}) \right) \right] \\ &\leq \sup_{\mathbf{w} \in W} \left(\hat{\Phi}_{W, \lambda, \alpha}(\mathbf{S}) - \hat{\Phi}_{W, \lambda, \alpha}(\mathbf{S}') \right) \\ &= \sup_{\mathbf{w} \in W} \left(\sum_{k,j=1}^N \lambda_k \alpha_{kj} \left[\hat{\mathcal{L}}(\mathbf{w}_k, S_j) - \hat{\mathcal{L}}(\mathbf{w}_k, S'_j) \right] \right) \stackrel{(b)}{\leq} \sum_{k=1}^N \frac{\lambda_k}{n_j} \alpha_{kj} M, \end{aligned}$$

where (a) follows from the property of supremum, and (b) follows from the facts that the loss is assumed to be bounded, i.e., $\hat{\mathcal{L}}(\mathbf{w}_k, S_j) < M < \infty$, and $(\mathbf{x}_{ji}, y_{ji})$ and $(\mathbf{x}'_{ji}, y'_{ji})$ differ in only one index i . Using McDiarmid's inequality for some $\delta > 0$ and $\mathbf{w} \in W$, it is easy to see that the following holds with a probability of at-least $1 - \delta$ (see [38])

$$\Phi_{W, \lambda, \alpha} \leq \hat{\Phi}_{W, \lambda, \alpha}(\mathbf{S}) + \mathbb{E}_{\mathbf{S}}[\psi(\mathbf{S})] + M \sqrt{\frac{1}{2} \sum_{j=1}^N \left(\sum_{k=1}^N \frac{\lambda_k \alpha_{kj}}{n_j} \right)^2 \log \left(\frac{1}{\delta} \right)}.$$

Let Λ_ϵ be an ϵ -cover of $\Lambda \subseteq \mathbb{R}^n$. By the definition of ϵ -cover (see definition 2), for any $\lambda \in \Lambda$, $\exists \lambda_\epsilon \in \Lambda_\epsilon$ such that $\hat{\Phi}_{W, \lambda, \alpha}(\mathbf{S}) \leq \hat{\Phi}_{W, \lambda_\epsilon, \alpha}(\mathbf{S}) + MN\epsilon$. Using this in (A) with the union bound, the following holds with a probability of at-least $1 - \delta$ (see [3])

$$\Phi_{W, \lambda, \alpha} \leq \hat{\Phi}_{W, \lambda_\epsilon, \alpha}(\mathbf{S}) + \mathbb{E}_{\mathbf{S}}[\psi(\mathbf{S})] + MN\epsilon + M \sqrt{\frac{1}{2} \sum_{j=1}^N \left(\sum_{k=1}^N \frac{\lambda_k \alpha_{kj}}{n_j} \right)^2 \log \left(\frac{|\Lambda_\epsilon|}{\delta} \right)}. \quad (15)$$

Now, it remains to bound the term $\mathbb{E}_{\mathbf{S}}[\psi(\mathbf{S})]$

$$\begin{aligned} \mathbb{E}_{\mathbf{S}}[\psi(\mathbf{S})] &= \mathbb{E}_{\mathbf{S}} \left[\sup_{\mathbf{w} \in W} \left(\Phi_{W, \lambda, \alpha} - \hat{\Phi}_{W, \lambda, \alpha}(\mathbf{S}) \right) \right] = \mathbb{E}_{\mathbf{S}} \left[\sup_{\mathbf{w} \in W} \mathbb{E}_{\mathbf{S}'} \left(\hat{\Phi}_{W, \lambda, \alpha}(\mathbf{S}') - \hat{\Phi}_{W, \lambda, \alpha}(\mathbf{S}) \right) \right] \\ &\stackrel{(a)}{\leq} \mathbb{E}_{\mathbf{S}, \mathbf{S}'} \left[\sup_{\mathbf{w} \in W} \left(\hat{\Phi}_{W, \lambda, \alpha}(\mathbf{S}') - \hat{\Phi}_{W, \lambda, \alpha}(\mathbf{S}) \right) \right] \\ &= \mathbb{E}_{\mathbf{S}, \mathbf{S}'} \left[\sup_{\mathbf{w} \in W} \left(\sum_{k,j,i=1}^{N, N, n_j} \frac{\lambda_k \alpha_{kj}}{n_j} \left[l(h_{\mathbf{w}_k}(\mathbf{x}'_{ji}), y'_{ji}) - l(h_{\mathbf{w}_k}(\mathbf{x}_{ji}), y_{ji}) \right] \right) \right], \end{aligned}$$

where (a) follows from the Jensen's inequality. Since $(l(h_{\mathbf{w}_k}(\mathbf{x}'_{ji}), y'_{ji}) - l(h_{\mathbf{w}_k}(\mathbf{x}_{ji}), y_{ji}))$ and

$(l(h_{\mathbf{w}_k}(\mathbf{x}_{ji}), y_{ji}) - l(h_{\mathbf{w}_k}(\mathbf{x}'_{ji}), y'_{ji}))$ have the same distribution, the above can be written as

$$\begin{aligned} \mathbb{E}_{\mathbf{S}}[\psi(\mathbf{S})] &= \mathbb{E}_{\mathbf{S}, \mathbf{S}', \boldsymbol{\sigma}} \left[\sup_{\mathbf{w} \in W} \left(\sum_{k,j,i=1}^{N,N,n_j} \frac{\sigma_{kji} \lambda_k \alpha_{kj}}{n_j} (l(h_{\mathbf{w}_k}(\mathbf{x}'_{ji}), y'_{ji}) - l(h_{\mathbf{w}_k}(\mathbf{x}_{ji}), y_{ji})) \right) \right] \\ &\stackrel{(a)}{\leq} \mathbb{E}_{\mathbf{S}', \boldsymbol{\sigma}} \left[\sup_{\substack{\mathbf{w} \in W \\ \alpha \in \Delta_N}} \left(\sum_{k,j,i=1}^{N,N,n_j} (B)'_{k,j,i} \right) \right] + \mathbb{E}_{\mathbf{S}, \boldsymbol{\sigma}} \left[\sup_{\substack{\mathbf{w} \in W \\ \alpha \in \Delta_N}} \left(- \sum_{k,j,i=1}^{N,N,n_j} (B)_{kji} \right) \right] = 2\mathcal{R}_{\Lambda}(W), \end{aligned}$$

where the Rademacher random variable $\sigma_{kji} \stackrel{\text{iid}}{\sim} \{-1, 1\}$, $(B)'_{k,j,i} := \frac{\sigma_{kji} \lambda_k \alpha_{kj}}{n_j} l(h_{\mathbf{w}_k}(\mathbf{x}'_{ji}), y'_{ji})$, and $(B)_{k,j,i} := \frac{\sigma_{kji} \lambda_k \alpha_{kj}}{n_j} l(h_{\mathbf{w}_k}(\mathbf{x}_{ji}), y_{ji})$. In the above, (a) follows from the fact that $-\sigma_{kji}$ and σ_{kji} have the same distribution and the last inequality above follows from the definition of minimax weighted Rademacher complexity, stated in Definition (1). Using the result above, i.e., $\mathbb{E}_{\mathbf{S}}[\psi(\mathbf{S})] \leq 2\mathcal{R}_{\Lambda}(W)$ in (15) results in

$$\Phi_{W,\lambda,\alpha} \leq \hat{\Phi}_{W,\lambda,\alpha}(\mathbf{S}) + 2\mathcal{R}_{\Lambda}(W) + MN\epsilon + M \sqrt{\frac{1}{2} \sum_{j=1}^N \left(\sum_{k=1}^N \frac{\lambda_k \alpha_{kj}}{n_j} \right)^2 \log \left(\frac{|\Lambda_{\epsilon}|}{\delta} \right)}. \quad (16)$$

Substituting (16) in (14) results in

$$\Phi_{W,\lambda} \leq \hat{\Phi}_{W,\lambda,\alpha}(\mathbf{S}) + 2\mathcal{R}_{\Lambda}(W) + MN\epsilon + M \sqrt{\frac{N}{2} \log \left(\frac{|\Lambda_{\epsilon}|}{\delta} \right) \sum_{k,j=1}^N \left(\frac{\lambda_k \alpha_{kj}}{n_j} \right)^2} + \sum_{k,j=1}^N \lambda_k \alpha_{kj} d_{kj},$$

where the term in the square root is upper bounded using the property of norms on vectors in \mathbb{R}^n ; $\|\cdot\|_1 \leq \sqrt{n} \|\cdot\|_2$. This completes the proof. \square

APPENDIX B

PROOF OF PROPOSITION 1

The objective here is to show that the following is a Lipschitz continuous function in α_{kj}

$$\text{Reg}(\lambda_k, \boldsymbol{\alpha}_k) = \frac{M}{N} \sqrt{\frac{N}{2} \log \left(\frac{|\Lambda_{\epsilon}|}{\delta} \right) \sum_{j=1}^N \sum_{k=1}^N \left(\frac{\lambda_k \alpha_{kj}}{n_j} \right)^2}.$$

Using the mean value theorem, it is sufficient to prove that the norm of the gradient is finite, i.e., each component of $\nabla_{\alpha_k} \text{Reg}(\lambda_k, \boldsymbol{\alpha}_k)$ is finite. The partial derivative of $\text{Reg}(\lambda_k, \boldsymbol{\alpha}_k)$ with respect to α_{lm} for any l and m is given by

$$\frac{\partial \text{Reg}(\lambda_k, \boldsymbol{\alpha}_k)}{\partial \alpha_{lm}} = \frac{M \sqrt{\frac{N}{2} \log \left(\frac{|\Lambda_{\epsilon}|}{\delta} \right) \frac{(\lambda_k^2 \alpha_{km})}{n_m^2}}}{N \sqrt{\left(\frac{1}{2} \sum_{k,j=1}^N \left(\frac{\lambda_k \alpha_{kj}}{n_j} \right)^2 \right)}}. \quad (17)$$

Using the fact that $\frac{1}{\sqrt{1+x}} \leq 1$ for $x \geq 0$, $\frac{\partial \text{Reg}(\lambda_k, \boldsymbol{\alpha}_k)}{\partial \alpha_{lm}} \leq \frac{M}{N} \sqrt{\frac{N}{2} \log\left(\frac{|\boldsymbol{\Lambda}_\epsilon|}{\delta}\right)} \frac{\lambda_l}{n_m} < \infty$, for all l and m . Now, recalling that $\lambda_k \in [0, 1]$ and $n_m \geq 1$, it is easy to see that the L_2 -norm of $\nabla_{\boldsymbol{\alpha}_k} \text{Reg}(\lambda_k, \boldsymbol{\alpha}_k)$ is given by

$$\|\nabla_{\boldsymbol{\alpha}_k} \text{Reg}(\lambda_k, \boldsymbol{\alpha}_k)\|_2 \leq \sqrt{\frac{N}{2} \log\left(\frac{|\boldsymbol{\Lambda}_\epsilon|}{\delta}\right) \frac{M^2 \lambda_k}{N^2} \sum_{m=1}^N \frac{1}{n_m^2}} \leq \beta' := \frac{M}{\sqrt{2N}} \sqrt{\log\left(\frac{|\boldsymbol{\Lambda}_\epsilon|}{\delta}\right)} < \infty,$$

where β' is the Lipschitz constant. This completes the proof. \square

APPENDIX C

PROOF OF PROPOSITION 2

Consider the objective function $\Psi_{\mathbf{w}_k, \lambda_k, \boldsymbol{\alpha}_k}$ in (12). To prove $\Psi_{\mathbf{w}_k, \lambda_k, \boldsymbol{\alpha}_k}$ is Lipschitz in $\boldsymbol{\alpha}_k$, it suffices to prove $\|\nabla_{\boldsymbol{\alpha}_k} \Psi_{\mathbf{w}_k, \lambda_k, \boldsymbol{\alpha}_k}\|_2 < \infty$. Taking the partial derivative with respect to α_{km}

$$\begin{aligned} \frac{\partial \Psi_{\mathbf{w}_k, \lambda_k, \boldsymbol{\alpha}_k}}{\partial \alpha_{km}} &= \frac{\partial \lambda_k \sum_{j=1}^N \alpha_{kj} \mathcal{L}_j(\mathbf{w}_k)}{\partial \alpha_{km}} + \frac{\partial \gamma_k \|\mathbf{w}_k\|_2}{\partial \alpha_{km}} + \frac{\partial \text{Reg}(\lambda_k, \boldsymbol{\alpha}_k)}{\partial \alpha_{km}} + \frac{\partial \lambda_k \sum_{j=1}^N \alpha_{kj} d_{kj}}{\partial \alpha_{km}} \\ &= \lambda_k \mathcal{L}_m(\mathbf{w}_k) + \frac{\partial \text{Reg}(\lambda_k, \boldsymbol{\alpha}_k)}{\partial \alpha_{km}} + \lambda_k d_{km} \stackrel{(a)}{\leq} \lambda_k M + \frac{\partial \text{Reg}(\lambda_k, \boldsymbol{\alpha}_k)}{\partial \alpha_{km}} + \lambda_k M, \end{aligned}$$

where (a) follows by upper bounding the loss, i.e., $\mathcal{L}_m(\mathbf{w}_k)$ and discrepancy, i.e., d_{km} by M for all k and m . Now, it is easy to see that the L_2 -norm of $\nabla_{\boldsymbol{\alpha}_k} \Psi_{\mathbf{w}_k, \lambda_k, \boldsymbol{\alpha}_k}$ is given by

$$\|\nabla_{\boldsymbol{\alpha}_k} \Psi_{\mathbf{w}_k, \lambda_k, \boldsymbol{\alpha}_k}\|_2 \leq \lambda_k M + \|\nabla_{\boldsymbol{\alpha}_k} \text{Reg}(\lambda_k, \boldsymbol{\alpha}_k)\|_2 + \lambda_k M \stackrel{(b)}{=} \beta' + 2\lambda_k M < \infty,$$

where $\beta' := \frac{M}{\sqrt{2N}} \sqrt{\log\left(\frac{|\boldsymbol{\Lambda}_\epsilon|}{\delta}\right)}$, and (b) follows from Proposition 1. Next it remains to prove that $\Psi_{\mathbf{w}_k, \lambda_k, \boldsymbol{\alpha}_k}$ is Lipschitz in \mathbf{w}_k . The gradient with respect to \mathbf{w}_k is given by ⁵ $\nabla_{\mathbf{w}_k} \Psi_{\mathbf{w}_k, \lambda_k, \boldsymbol{\alpha}_k} = \lambda_k \sum_{j=1}^N \alpha_{kj} \text{sign}(\mathbf{g}_{kj})$ and the L_2 -norm of $\nabla_{\mathbf{w}_k} \Psi_{\mathbf{w}_k, \lambda_k, \boldsymbol{\alpha}_k}$ is $\|\nabla_{\mathbf{w}_k} \Psi_{\mathbf{w}_k, \lambda_k, \boldsymbol{\alpha}_k}\|_2 \stackrel{(c)}{\leq} \lambda_k d$. Here, (c) follows from the fact that $\sum_{j=1}^N \alpha_{kj} = 1$ and $\text{sign}(\mathbf{g}_{kj}) \leq 1$ for all k and j . The Lipschitz constant of $\Psi_{\mathbf{w}_k, \lambda_k, \boldsymbol{\alpha}_k}$ will thus be $U := \lambda_k d + \beta' + 2\lambda_k M$.

⁵For simplicity γ_k is assumed to be 0.

APPENDIX D

PROOF OF THEOREM 2

Consider the β -smoothness assumption (see 2) of $\Psi_{\mathbf{w}_k, \lambda_k, \alpha_k}$ with respect to \mathbf{w}_k for all $k = 1, 2, \dots, N$ in (12)

$$\Psi_{\mathbf{w}_k^{t+1}, \lambda_k, \alpha_k^{t+1}} - \Psi_{\mathbf{w}_k^t, \lambda_k, \alpha_k^{t+1}} \leq \langle \nabla_{\mathbf{w}_k} \Psi_{\mathbf{w}_k^t, \lambda_k, \alpha_k^{t+1}}, \mathbf{w}_k^{t+1} - \mathbf{w}_k^t \rangle + \sum_{i=1}^d \frac{L_i}{2} (\mathbf{w}_k^{t+1} - \mathbf{w}_k^t)_i^2,$$

where $(\mathbf{x})_i$ is the i^{th} component of the vector $\mathbf{x} \in \mathbb{R}^d$. Define $\Delta_{\mathbf{w}_k} \Psi_{\mathbf{w}_k^{t+1}, \lambda_k, \alpha_k^{t+1}} := \Psi_{\mathbf{w}_k^{t+1}, \lambda_k, \alpha_k^{t+1}} - \Psi_{\mathbf{w}_k^t, \lambda_k, \alpha_k^{t+1}}$. Now, using $\mathbf{w}_k^{t+1} - \mathbf{w}_k^t = -\eta^t \nabla_{\mathbf{w}_k, \text{sign}} \hat{\Psi}_{\mathbf{w}_k^t, \lambda_k, \alpha_k^{t+1}}$ from step 7 of the **Algorithm 2**, the above becomes

$$\Delta_{\mathbf{w}_k} \Psi_{\mathbf{w}_k^{t+1}, \lambda_k, \alpha_k^{t+1}} \leq -\eta^t \nabla_{\mathbf{w}_k} \Psi_{\mathbf{w}_k^t, \lambda_k, \alpha_k^{t+1}}^T \nabla_{\mathbf{w}_k, \text{sign}} \hat{\Psi}_{\mathbf{w}_k^t, \lambda_k, \alpha_k^{t+1}} + \sum_{i=1}^d \frac{L_i}{2} \left(-\eta^t \nabla_{\mathbf{w}_k, \text{sign}} \hat{\Psi}_{\mathbf{w}_k^t, \lambda_k, \alpha_k^{t+1}} \right)_i^2.$$

Substituting for the true gradient $\nabla_{\mathbf{w}_k} \Psi_{\mathbf{w}_k^t, \lambda_k, \alpha_k^{t+1}} = \lambda_k \sum_{m=1}^N \alpha_{km}^{t+1} \mathbf{g}_{km}^t$, and its estimate

$\nabla_{\mathbf{w}_k, \text{sign}} \hat{\Psi}_{\mathbf{w}_k^t, \lambda_k, \alpha_k^{t+1}} = \lambda_k \sum_{j=1}^N \alpha_{kj}^{t+1} \text{sign}(\hat{\mathbf{g}}_{kj}^t)$, and after some algebraic manipulations, the above becomes

$$\begin{aligned} \Delta_{\mathbf{w}_k} \Psi_{\mathbf{w}_k^{t+1}, \lambda_k, \alpha_k^{t+1}} &\leq -\eta^t \left(\lambda_k^2 \sum_{m=1}^N \alpha_{km}^{t+1} \|\mathbf{g}_{km}^t\|_1 \right) + 2\eta^t \left(\lambda_k^2 \sum_{m=1}^N \sum_{i=1}^d \alpha_{km}^{t+1} |g_{km,i}^t| \mathcal{F}_{k,i}^t \right) \\ &\quad + \frac{(\eta^t)^2}{2} \sum_{i=1}^d L_i \left(\lambda_k \sum_{j=1}^N \alpha_{kj}^{t+1} \text{sign}(\hat{\mathbf{g}}_{kj}^t) \right)_i^2, \end{aligned}$$

where $\mathcal{F}_{k,i}^t := \sum_{j=1}^N \alpha_{kj}^{t+1} \mathbb{1}[\text{sign}(\hat{g}_{kj,i}^t) \neq \text{sign}(g_{km,i}^t)]$. Using the fact that the i^{th} component of the signed gradient is less than or equal to 1, i.e., $\text{sign}(\hat{g}_{kj,i}^t) \leq 1$, the above can be

further upper bounded as

$$\begin{aligned} \Delta_{\mathbf{w}_k} \Psi_{\mathbf{w}_k^{t+1}, \lambda_k, \alpha_k^{t+1}} &\leq -\eta^t \left(\lambda_k^2 \sum_{m=1}^N \alpha_{km}^{t+1} \|\mathbf{g}_{km}^t\|_1 \right) + 2\eta^t \left(\lambda_k^2 \sum_{m=1}^N \sum_{i=1}^d \alpha_{km}^{t+1} |g_{km,i}^t| \mathcal{F}_{k,i}^t \right) \\ &\quad + \frac{(\eta^t)^2}{2} \|L\|_1 \lambda_k^2. \end{aligned}$$

Consider the expected improvement at $t+1$ conditioned on the previous iterate, i.e.,

$$\begin{aligned} \mathbb{E} \left[\Delta_{\mathbf{w}_k} \Psi_{\mathbf{w}_k^{t+1}, \lambda_k, \alpha_k^{t+1}} \mid \mathbf{w}_k^t \right] &\leq -\eta^t \left(\lambda_k^2 \sum_{m=1}^N \alpha_{km}^{t+1} \|\mathbf{g}_{km}^t\|_1 \right) + \\ &2\eta^t \left(\lambda_k^2 \sum_{m,j=1}^N \sum_{i=1}^d \alpha_{km} |g_{km,i}^t| \mathbb{P}[\text{sign}(\hat{g}_{kj,i}^t) \neq \text{sign}(g_{km,i}^t)] \right) + \frac{(\eta^t)^2}{2} \|L\|_1 \lambda_k^2. \quad (18) \end{aligned}$$

In order to bound the above further, consider the term

$$\begin{aligned}
\mathbb{P} [\text{sign}(\hat{g}_{kj,i}^t) \neq \text{sign}(g_{km,i}^t)] &\stackrel{(a)}{\leq} \mathbb{P} [|\hat{g}_{kj,i}^t - g_{km,i}^t| \geq |g_{km,i}^t|] \stackrel{(b)}{\leq} \frac{\mathbb{E} [|\hat{g}_{kj,i}^t - g_{km,i}^t|]}{|g_{km,i}^t|} \\
&\stackrel{(c)}{\leq} \frac{\sqrt{\mathbb{E}[(\hat{g}_{kj,i}^t - g_{km,i}^t)^2]}}{|g_{km,i}^t|} \stackrel{(d)}{\leq} \frac{\sigma_{km,i}^t}{|g_{km,i}^t|}. \tag{19}
\end{aligned}$$

In the above, (a) follows from the fact that $\{\text{sign}(\hat{g}_{kj,i}^t) \neq \text{sign}(g_{km,i}^t)\} \subseteq \{|\hat{g}_{kj,i}^t - g_{km,i}^t| \geq |g_{km,i}^t|\}$, (b) follows from the Markov's inequality, (c) is obtained from the Jensen's inequality, and (d) follows since $\hat{g}_{kj,i}^t$ is an unbiased estimate of $g_{km,i}^t$ and using the definition of variance.

The following is obtained by substituting (19) in (18) and using $\sigma_{km,i}^t \leq \frac{\sigma_{km,i}}{\sqrt{n_t}}$

$$\begin{aligned}
\mathbb{E} \left[\Delta_{\mathbf{w}_k} \Psi_{\mathbf{w}_k^{t+1}, \lambda_k, \alpha_k^{t+1}} \mid \mathbf{w}_k^{t+1} \right] &\leq -\eta^t \left(\lambda_k^2 \sum_{m=1}^N \alpha_{km}^{t+1} \|\mathbf{g}_{km}^t\|_1 \right) + 2\eta^t \left(\lambda_k^2 \sum_{m=1}^N \frac{\alpha_{km}^{t+1} \|\boldsymbol{\sigma}_{km}\|_1}{\sqrt{n_t}} \right) \\
&\quad + \frac{(\eta^t)^2}{2} \|L\|_1 \lambda_k^2.
\end{aligned}$$

Since $\alpha_{km} \leq 1$ for all k and m , the above can be further bounded as

$$\leq -\eta^t \left(\lambda_k^2 \sum_{m=1}^N \alpha_{km}^{t+1} \|\mathbf{g}_{km}^t\|_1 \right) + \left(2\eta^t \lambda_k^2 \sum_{m=1}^N \frac{\|\boldsymbol{\sigma}_{km}\|_1}{\sqrt{n_t}} \right) + \frac{(\eta^t)^2}{2} \|L\|_1 \lambda_k^2. \tag{20}$$

Now, bounding the difference of the objective function when \mathbf{w}_k^t is fixed while α_k^t is a variable

$$\Psi_{\mathbf{w}_k^t, \lambda_k, \alpha_k^{t+1}} - \Psi_{\mathbf{w}_k^t, \lambda_k, \alpha_k^t} \leq \left\langle \nabla_{\alpha_k} \Psi_{\mathbf{w}_k^t, \lambda_k, \alpha_k^t}, \alpha_k^{t+1} - \alpha_k^t \right\rangle + \frac{\beta}{2} \|\alpha_k^{t+1} - \alpha_k^t\|_2^2,$$

where $\beta := M \left(\sqrt{\frac{1}{2N} \log \left(\frac{|\Lambda_\epsilon|}{\delta} \right)} + 2\lambda_k \right)$ is as defined in Lemma 2. Substituting $\alpha_k^{t+1} - \alpha_k^t = -\mu^t \nabla_{\mathcal{K}, \alpha_k} \hat{\Psi}_{\mathbf{w}_k^t, \lambda_k, \alpha_k^t}$ from step 8 of the **Algorithm 2**, where $\nabla_{\mathcal{K}, \alpha_k} \hat{\Psi}_{\mathbf{w}_k^t, \lambda_k, \alpha_k^{t+1}}$ denotes the projected gradient with respect to α_k , the difference $\Delta_{\alpha_k} \Psi_{\mathbf{w}_k^{t+1}, \lambda_k, \alpha_k^{t+1}} := \Psi_{\mathbf{w}_k^t, \lambda_k, \alpha_k^{t+1}} - \Psi_{\mathbf{w}_k^t, \lambda_k, \alpha_k^t}$ becomes $\Delta_{\alpha_k} \Psi_{\mathbf{w}_k^t, \lambda_k, \alpha_k^t} = -\mu^t \left\langle \nabla_{\alpha_k} \Psi_{\mathbf{w}_k^t, \lambda_k, \alpha_k^t}, \nabla_{\mathcal{K}, \alpha_k} \hat{\Psi}_{\mathbf{w}_k^t, \lambda_k, \alpha_k^t} \right\rangle + \frac{\beta(\mu^t)^2}{2} \left\| \nabla_{\mathcal{K}, \alpha_k} \hat{\Psi}_{\mathbf{w}_k^t, \lambda_k, \alpha_k^t} \right\|_2^2$. Using $\left\langle \nabla_{\alpha_k} \Psi_{\mathbf{w}_k^t, \lambda_k, \alpha_k^t}, \nabla_{\mathcal{K}, \alpha_k} \hat{\Psi}_{\mathbf{w}_k^t, \lambda_k, \alpha_k^t} \right\rangle \geq \left\| \nabla_{\mathcal{K}, \alpha_k} \hat{\Psi}_{\mathbf{w}_k^t, \lambda_k, \alpha_k^t} \right\|_2^2$ from Lemma 3.2 of [40], the above can be further bounded as

$$\Delta_{\alpha_k} \Psi_{\mathbf{w}_k^{t+1}, \lambda_k, \alpha_k^t} \leq -\mu^t \left\| \nabla_{\mathcal{K}, \alpha_k} \hat{\Psi}_{\mathbf{w}_k^t, \lambda_k, \alpha_k^t} \right\|_2^2 + \frac{\beta(\mu^t)^2}{2} \left\| \nabla_{\mathcal{K}, \alpha_k} \hat{\Psi}_{\mathbf{w}_k^t, \lambda_k, \alpha_k^t} \right\|_2^2. \tag{21}$$

Let $\Psi_k^* := \min_{\mathbf{w}_k, \alpha_k} \Psi_{\mathbf{w}_k, \lambda_k, \alpha_k}$ such that $\sum_{j=1}^N \alpha_{kj} = 1$. Towards completing the proof, consider

$$\begin{aligned}
\Psi_{\mathbf{w}_k^0, \lambda_k, \alpha_k^0} - \Psi_k^* &\stackrel{(a)}{\geq} \Psi_{\mathbf{w}_k^0, \lambda_k, \alpha_k^0} - \mathbb{E}[\Psi_{\mathbf{w}_k^{t+1}, \lambda_k, \alpha_k^{t+1}}] \stackrel{(b)}{=} \mathbb{E} \sum_{t=0}^{T-1} [\Psi_{\mathbf{w}_k^t, \lambda_k, \alpha_k^t} - \Psi_{\mathbf{w}_k^{t+1}, \lambda_k, \alpha_k^{t+1}}] \\
&\stackrel{(c)}{=} \mathbb{E} \sum_{t=0}^{T-1} \left[- \left(\Psi_{\mathbf{w}_k^{t+1}, \lambda_k, \alpha_k^{t+1}} - \Psi_{\mathbf{w}_k^t, \lambda_k, \alpha_k^{t+1}} \right) - \left(\Psi_{\mathbf{w}_k^t, \lambda_k, \alpha_k^{t+1}} - \Psi_{\mathbf{w}_k^t, \lambda_k, \alpha_k^t} \right) \right] \\
&= -\mathbb{E} \sum_{t=0}^{T-1} \Delta_{\mathbf{w}_k} \Psi_{\mathbf{w}_k^{t+1}, \lambda_k, \alpha_k^{t+1}} - \mathbb{E} \sum_{t=0}^{T-1} \Delta_{\alpha_k} \Psi_{\mathbf{w}_k^{t+1}, \lambda_k, \alpha_k^{t+1}},
\end{aligned}$$

where (a) follows from the optimality of Ψ_k^* , (b) follows from the telescopic sum and (c) follows by adding and subtracting $\Psi_{\mathbf{w}_k^t, \lambda_k, \alpha_k^{t+1}}$. Substituting (20) and (21) in (22) and choosing the learning rates $\eta^t = \frac{1}{\sqrt{T}}$ and $\mu^t = \frac{1}{\sqrt{T}}$, and batch size $n_t = T$ results in (13). \square

APPENDIX E

PROOF OF THEOREM 3

It suffices to show that $\frac{1}{T} \sum_{t=1}^T \mathbb{E}[\Delta_k^t] \rightarrow 0$ as $T \rightarrow \infty$ in a Rayleigh fading channel. Here, $\Delta_k^t := \left[\left(\lambda_k^2 \sum_{m=1}^N \alpha_{km}^{t+1} \|\mathbf{g}_{km}^t\|_1 \right) + \left(1 - \frac{\beta}{2\sqrt{T}} \right) \left[\left\| \nabla_{\mathcal{K}, \alpha_k} \Psi_{\mathbf{w}_k^t, \lambda_k, \alpha_k^t} \right\|_2^2 \right] \right]$. From the total expectation law, it follows that

$$\mathbb{E}[\Delta_k^t] = \mathbb{E}[\Delta_k^t | \mathcal{O}] \mathbb{P}[\mathcal{O}] + \mathbb{E}[\Delta_k^t | \mathcal{O}^c] \mathbb{P}[\mathcal{O}^c] \leq U \mathbb{P}[\mathcal{O}] + \mathbb{E}[\Delta_k^t | \mathcal{O}^c] \mathbb{P}[\mathcal{O}^c],$$

where \mathcal{O} is the outage event. The inequality above follows from the fact that Δ_k^t is bounded above by the Lipschitz constant $U := \beta' + 2\lambda_k M + \lambda_k d$ from lemmas 1 and 2. Now from the definition of outage event, and using the fact that $\mathbb{P}[\mathcal{O}^c] \leq 1$, the above can be bounded as

$$\begin{aligned}
\mathbb{E}[\Delta_k^t] &\leq U \mathbb{P} \left\{ d \geq B \ln \left(1 + \frac{\mathcal{P}_k |h_k|^2}{B\sigma^2} \right) \right\} + \mathbb{E}[\Delta_k^t | \mathcal{O}^c] \\
&= U \left(1 - \exp \left\{ -\frac{(2^{\frac{d}{B}} - 1)}{SNR_k} \right\} \right) + \mathbb{E}[\Delta_k^t | \mathcal{O}^c].
\end{aligned}$$

Using the above, the average of Δ_k^t is bounded as follows

$$\frac{1}{T} \sum_{t=1}^T \mathbb{E} \Delta_k^t \stackrel{(a)}{\leq} U \frac{(2^{\frac{d}{B}} - 1)}{SNR_k} + \frac{1}{\sqrt{T}} \left(2\lambda_k^2 \sum_{m=1}^N \|\boldsymbol{\sigma}_{km}\|_1 + \frac{\|L\|_1 \lambda_k^2}{2} + \Psi_{\mathbf{w}_k^0, \lambda_k, \alpha_k^0} - \Psi_k^* \right),$$

where the above follows from the facts that $1 - e^{-x} \leq x$ and that when there is no outage, the analysis is identical to the case in Appendix D. This completes the proof of the theorem. \square