

STABLE COMMUTATOR LENGTH ON BIG MAPPING CLASS GROUPS

ELIZABETH FIELD, PRIYAM PATEL, AND ALEXANDER J. RASMUSSEN

ABSTRACT. We study stable commutator length on mapping class groups of certain infinite-type surfaces. In particular, we show that stable commutator length defines a continuous function on the commutator subgroups of such infinite-type mapping class groups. We furthermore show that the commutator subgroups are open and closed subgroups and that the abelianizations are finitely generated in many cases. Our results apply to many popular infinite-type surfaces with locally coarsely bounded mapping class groups.

1. INTRODUCTION

Infinite-type surfaces and their mapping class groups have generated intense interest in the last several years. Two of the main themes in this area have been (1) the study of bounded cohomology of mapping class groups of infinite-type surfaces (so-called *big mapping class groups*), and (2) the study of abelianizations of big mapping class groups. We address both of these themes in the present note. For the following discussion and the rest of the paper, a surface will be taken to mean an *orientable surface without boundary*.

The recent interest in big mapping class groups may be largely attributed to a blog post of Calegari [10] from 2009. The two themes mentioned above figure heavily in Calegari's original blog post, where he proves that the mapping class group of the sphere minus a Cantor set is *uniformly perfect* (that is, every element is a product of a bounded number of commutators) and asks whether the second bounded cohomology of the mapping class group of the plane minus a Cantor set is trivial. Calegari's question was answered by J. Bavard in [4], where she proves that the second bounded cohomology of the mapping class group of the plane minus a Cantor set is in fact infinite dimensional. The study of the second bounded cohomology of big mapping class groups has recently been taken considerably further (see [1], [5], [16], and [19]). In particular, if S has a *non-displaceable subsurface*, in the terminology of Mann–Rafi [18], then the second bounded cohomology of its mapping class group, $H_b^2(\text{Map}(S); \mathbb{R})$, is known to be infinite dimensional (see [16]).

While the definition of bounded cohomology is technical, it is a group invariant which has numerous applications. Some of the most important applications are those regarding rigidity properties of groups. For instance, Bestvina–Fujiwara use bounded cohomology in [7] to prove the Farb–Kaimanovich–Masur Rigidity Theorem that higher rank lattices do not embed in mapping class groups of finite-type surfaces. In the context of big mapping class groups, bounded cohomology may be useful in producing obstructions for groups to act on finite-type surfaces by homeomorphisms (see [4] and [9]).

Second bounded cohomology is frequently understood using quasimorphisms. If G is a group, then a function $\phi : G \rightarrow \mathbb{R}$ is a *quasimorphism* if the quantity $|\phi(gh) - \phi(g) - \phi(h)|$ is bounded uniformly over all $g, h \in G$. The space of non-trivial quasimorphisms of G embeds into the second bounded cohomology of G with real coefficients. Thus, producing an

infinite dimensional space of quasimorphisms is a frequently-used method for demonstrating infinite dimensionality of the second bounded cohomology of a group. Quasimorphisms may in turn be understood using the *stable commutator length (or scl) function*, $\text{scl} : [G, G] \rightarrow \mathbb{R}_{\geq 0}$. Namely, by C. Bavard's Duality Theorem [3], $\text{scl}(g) > 0$ exactly when there is a quasimorphism $\phi : G \rightarrow \mathbb{R}$ which is unbounded on the powers of g and infinite ℓ^∞ distance from any homomorphism. Given this reformulation, the result of J. Bavard mentioned above amounts to saying that the scl function does not vanish on the mapping class group of the plane minus a Cantor set.

In this paper, we study the stable commutator length function on $\text{Map}(S)$ for a broader class of infinite-type surfaces. Since scl is generally only defined on the commutator subgroup, it is important to understand the properties of this subgroup as well as its size as a subgroup of the mapping class group, as measured by studying the abelianization $\text{Map}(S)/[\text{Map}(S), \text{Map}(S)]$. Using the classification of infinite-type surfaces with *locally coarsely bounded* mapping class groups and the partial order on the space of ends developed by Mann–Rafi in [18], we state our first main result as follows.

Theorem 1.1. *Let S be an infinite-type surface. Assume that $\text{Map}(S)$ is locally coarsely bounded and that every equivalence class of maximal ends of S is infinite, except (possibly) for finitely many isolated planar ends. Then, stable commutator length is a continuous function on $[\text{Map}(S), \text{Map}(S)]$. Furthermore, the commutator subgroup is both an open and closed subgroup of $\text{Map}(S)$ and is, thus, also Polish.*

The locally coarsely bounded property (called locally CB for short) is related to the actions of $\text{Map}(S)$ on metric spaces and is relevant to defining a coarse geometry for $\text{Map}(S)$. The maximal ends of S are those ends which are maximal with respect to the partial order on the ends of S mentioned above; see Section 2.3 for more details. These maximal ends are organized into equivalence classes of ends with the same topology, and each equivalence class consists of either a finite set or a Cantor set of ends. We note that the hypotheses in Theorem 1.1 are satisfied by an uncountably infinite collection of surfaces and apply to many popular infinite-type surfaces, including the plane minus a Cantor set, the once-punctured blooming Cantor tree surface, and any finite-type surface minus a Cantor set. The commutator subgroup being closed under the above hypotheses is a bit surprising, since the results of Dickmann–Domat [13, Theorem A.1] and Malestein–Tao [17, Theorem 5.3] show that the commutator subgroup is *not* closed for a large class of infinite-type surfaces (including the Loch Ness Monster surface).

Theorem 1.1 implies that whenever $\text{scl}(g)$ is positive, it is also positive for all nearby mapping classes h . That is, by modifying g outside of any sufficiently large compact subsurface of S , we obtain a new mapping class with positive stable commutator length. This provides numerous new examples of mapping classes with positive stable commutator length. On the other hand, J. Bavard shows in [4] that there are infinite-type mapping classes which act loxodromically on natural hyperbolic graphs, but which nonetheless have zero scl. It is interesting to compare this to the fact that for finite-type surfaces, most pseudo-Anosovs have positive scl [6], and pseudo-Anosovs are exactly the mapping classes that act as loxodromic isometries on the curve graph. In view of these results, we ask the following question.

Question 1.2. *Let S be an infinite-type surface for which $\text{Map}(S)$ is locally CB and such that every equivalence class of maximal ends of S is infinite, except for finitely many isolated planar ends. Let $Z = \{g \in \text{Map}(S) \mid \text{scl}(g) = 0\}$. What are the topological properties of the subset Z ? In particular, is Z an open subset of $\text{Map}(S)$?*

Note that by Theorem 1.1, the set Z must be a closed subset of $\text{Map}(S)$. Progress on this question will be crucial to better understanding the stable commutator length function on big mapping class groups.

The proof of Theorem 1.1 relies on finding a neighborhood of the identity in $\text{Map}(S)$ on which scl is constantly zero. That such a neighborhood exists is the content of our next main result. We show that there is a uniform bound on commutator length (denoted cl) for this neighborhood, and the neighborhood depends on a particular partitioning of the end space of S from the classification of surfaces with locally CB mapping class groups [18]. In particular, Mann–Rafi show that if S is an infinite-type surface such that $\text{Map}(S)$ is locally CB, then there exists a finite-type subsurface $K \subset S$ such that the complementary components of K partition $E(S)$ into finitely many clopen sets

$$E(S) = A_1 \sqcup \cdots \sqcup A_n \sqcup P_1 \sqcup \cdots \sqcup P_m,$$

where each A_i is *self-similar* and each P_k is homeomorphic to a clopen subset of some A_i . Given this partition, we prove the following result.

Theorem 1.3. *Let S be an infinite-type surface. Assume that $\text{Map}(S)$ is locally coarsely bounded and that every equivalence class of maximal ends of S is infinite, except (possibly) for finitely many isolated planar ends. Then, there exists an open subgroup \mathcal{O} of $\text{Map}(S)$ such that the function cl is bounded from above by 2 on \mathcal{O} .*

The set \mathcal{O} in the above result is taken to be a neighborhood of the identity of the form $\mathcal{V}_{K'} = \{g \in \text{Map}(S) \mid g|_{K'} = \text{id}\}$ for some $K' \supset K$. Another consequence of the existence of this neighborhood of the identity is the following result.

Theorem 1.4. *Let S be a surface with tame end space, such that $\text{Map}(S)$ is CB generated and locally (but not globally) CB, and such that every equivalence class of maximal ends of S is infinite, except (possibly) for finitely many isolated planar ends. Then, the abelianization $\text{Map}(S)/[\text{Map}(S), \text{Map}(S)]$ is finitely generated and is discrete when endowed with the quotient topology.*

Our method for proving Theorem 1.3 utilizes a technique which originated in Calegari’s blog post [10]. This technique has a long history for proving perfectness of various groups of homeomorphisms. The main tool used in this paper was independently and concurrently developed by Malestein–Tao in [17] to prove uniform perfectness and perfectness of certain big mapping class groups; compare our Lemma 3.1, Lemma 3.4, and Theorem 1.3 with their Lemma 2.8, Lemma 3.5, and Lemma 3.7, respectively. In the case where the surface S is “uniformly self-similar,” meaning that S has 0 or infinite genus and that the entire end space is self-similar with exactly one equivalence class of maximal ends which is infinite, their results imply ours trivially. However, the uniformly self-similar surfaces are a small subset of the set of surfaces to which our results apply. In particular, within the class of surfaces we consider, the results of Malestein–Tao apply to those surfaces which are globally CB. We also note that the surfaces covered in Theorem 1.4 include finite-type surfaces with a Cantor set of points removed. The abelianization of the mapping class group of these surfaces has been previously studied and is known by [12].

While the conditions we require the surfaces in Theorem 1.1 and Theorem 1.3 to satisfy are somewhat difficult to parse, it turns out that there is a nice topological characterization of such surfaces which was suggested to us by J. Malestein and J. Tao. In particular, the surfaces to which these theorems apply are those which can be constructed as a connected sum of uniformly self-similar surfaces with a finite-type surface.

Lemma A.1. *A surface S is the connected sum of finitely many uniformly self-similar surfaces with a finite-type surface if and only if $\text{Map}(S)$ is locally CB and each equivalence class of maximal ends is infinite, except (possibly) for finitely many isolated planar ends.*

Outline of paper. In Section 2, we provide background on stable commutator length and quasimorphisms, as well as relevant details about infinite-type surfaces and their mapping class groups. In Section 3, we give the proof of Theorem 1.3. In Section 4, we provide the proofs of Theorem 1.1 and Theorem 1.4. Finally, in the Appendix, we provide a concrete topological characterization of the surfaces which satisfy the hypotheses of Theorem 1.1 and Theorem 1.3.

Acknowledgements. The authors thank Justin Malestein and Jing Tao for useful conversations about their paper [17] and for suggesting the topological characterization of surfaces which satisfy the hypotheses of Theorem 1.1 and Theorem 1.3. The authors also thank Kathryn Mann and Kasra Rafi for useful conversations about their paper [18]. Lastly, we thank the referee for thoughtful comments and suggestions that have increased the quality of this paper. Field was partially supported by NSF grants DMS-1840190 and DMS-2103275. Patel was partially supported on DMS-1937969 and DMS-2046889. Rasmussen was partially supported by NSF grant DMS-1840190.

2. PRELIMINARIES

2.1. Stable commutator length and quasimorphisms.

Definition 2.1. Let G be a group and let $g \in [G, G]$ be an element of the commutator subgroup. The *commutator length* of g is defined to be

$$\text{cl}(g) = \inf\{n \mid g = [h_1, k_1][h_2, k_2] \cdots [h_n, k_n]\},$$

where $[h, k]$ denotes the commutator $hkh^{-1}k^{-1}$.

Note that commutator length is sub-additive, i.e. $\text{cl}(g^m \cdot g^n) \leq \text{cl}(g^m) + \text{cl}(g^n)$. In particular, $\text{cl}(g^n) \leq n \cdot \text{cl}(g)$ for all $n \geq 1$.

Definition 2.2. The *stable commutator length* of $g \in [G, G]$ is defined to be

$$\text{scl}(g) = \lim_{n \rightarrow \infty} \frac{\text{cl}(g^n)}{n}.$$

By the sub-additivity of commutator length, we see that this limit exists and that $\text{scl}(g) \leq \text{cl}(g)$.

Thus, stable commutator length is a function $\text{scl} : [G, G] \rightarrow \mathbb{R}_{\geq 0}$ that measures the rate of growth of commutators in g^n . The notion of stable commutator length is intimately connected with quasimorphisms and bounded cohomology. In particular, bounded cohomology is understood using quasimorphisms, and quasimorphisms may in turn be understood using the stable commutator length function. A map $\phi : G \rightarrow \mathbb{R}$ is a *quasimorphism* if there exists a constant D such that $|\phi(gh) - \phi(g) - \phi(h)| \leq D$ for all $g, h \in G$.

Definition 2.3. A quasimorphism $\phi : G \rightarrow \mathbb{R}$ is said to have *defect at most D* if for all $g, h \in G$,

$$|\phi(gh) - \phi(g) - \phi(h)| \leq D.$$

We denote by $D(\phi)$ the smallest D such that ϕ has defect at most D and call $D(\phi)$ the *defect* of ϕ . Note that ϕ is a homomorphism if and only if $D(\phi) = 0$. We say that ϕ is *homogeneous* if for all $g \in G$ and $n \in \mathbb{Z}$, $\phi(g^n) = n\phi(g)$.

We let $\widetilde{QH}(G)$ denote the set of homogeneous quasimorphisms from G to \mathbb{R} . The set $\widetilde{QH}(G)$ is a real vector space, and the homomorphisms from G to \mathbb{R} , $H^1(G; \mathbb{R})$, make up a linear subspace of $\widetilde{QH}(G)$. Let $\widetilde{QH}_1(G)$ denote the subset of $\widetilde{QH}(G)$ consisting of homogeneous quasimorphisms of defect one. The connection between quasimorphisms and stable commutator length is best summarized by the following theorem (see [3] or [11, Section 2.5] for more details).

Theorem 2.4 (Bavard duality, [3]). *For any $g \in [G, G]$,*

$$\text{scl}(g) = \sup_{\phi \in \widetilde{QH}(G) \setminus H^1(G; \mathbb{R})} \frac{|\phi(g)|}{2D(\phi)} = \sup_{\phi \in \widetilde{QH}_1(G)} \frac{|\phi(g)|}{2}.$$

An important consequence of this duality is that $\text{scl}(g) = 0$ if and only if $\phi(g) = 0$ for all non-trivial homogeneous quasimorphisms ϕ .

The *coboundary* is a linear map from the vector space $\widetilde{QH}(G)$ to the second bounded cohomology $H_b^2(G; \mathbb{R})$. Coboundaries vanish exactly on the subspace $H^1(G; \mathbb{R})$, and the quotient $\widetilde{QH}(G)/H^1(G; \mathbb{R})$ is identified with a linear subspace of $H_b^2(G; \mathbb{R})$. This subspace turns out to coincide exactly with the kernel of the *forgetful map* $H_b^2(G; \mathbb{R}) \rightarrow H^2(G; \mathbb{R})$ (see [14] for additional details). Therefore, if a group G has an infinite-dimensional space of nontrivial homogeneous quasimorphisms, then the second bounded cohomology of G is also infinite-dimensional.

2.2. Infinite-type surfaces. Let S be an infinite-type surface, i.e., a surface whose fundamental group is not finitely generated.

Definition 2.5. An *exiting sequence* in S is a sequence $\{U_n\}_{n \in \mathbb{N}}$ of connected, open subsets of S satisfying:

- (1) $U_n \subset U_m$ whenever $m < n$,
- (2) U_n is not relatively compact for any $n \in \mathbb{N}$,
- (3) the boundary of U_n is compact for each $n \in \mathbb{N}$, and
- (4) any relatively compact subset of S is disjoint from all but finitely many of the U_n 's.

Two exiting sequences $\{U_n\}$ and $\{V_n\}$ are *equivalent* if for every $n \in \mathbb{N}$ there exists $m \in \mathbb{N}$ such that $U_m \subset V_n$ and $V_m \subset U_n$. We denote the equivalence class of an exiting sequence by $[\{U_n\}]$ and call such an equivalence class an *end* of S . An end is *planar* if there exists an i such that U_i is homeomorphic to an open subset of \mathbb{R}^2 and is *nonplanar*, or *accumulated by genus*, if every U_i has infinite genus.

The space of ends of S , $E = E(S)$, is equipped with a natural topology for which E is a totally disconnected, compact, and second countable topological space (and thus a closed subset of the Cantor set; see [20, Proposition 5]). By work of Richards [20], an orientable, boundaryless, infinite-type surface, S , is completely classified by its (possibly infinite) genus, its space of ends, $E = E(S)$, and the (closed) subset of ends which are accumulated by genus, $E^G = E^G(S)$. A pair (E, E^G) , where E is a closed subset of the Cantor set and E^G is a closed subset of E , is called an *end space* and can be realized as the space of ends of some surface [20, Theorem 2].

To describe the topology on E , let V be an open subset of S with compact boundary, and define

$$\widehat{V} = \{[\{U_n\}] \in E \mid U_m \subset V \text{ for some } m \in \mathbb{N}\}.$$

Let $\mathcal{V} = \{\widehat{V} \mid V \subset S \text{ is open with compact boundary}\}$. The set E becomes a topological space by declaring \mathcal{V} a basis for the topology. Note that the definition of this topology

implies that if a subset $E' \subset E$ is clopen, then there exists a simple closed curve γ such that $S \setminus \gamma$ has two connected components, one whose end space is exactly E' and one whose end space is $E \setminus E'$.

Convention. We will denote subsets of ends simply by capital roman letters, like A , which will always refer to the *pair* of subspaces $(A, A \cap E^G)$ of the pair (E, E^G) . Two such subspaces A (identified with $(A, A \cap E^G)$) and B (identified with $(B, B \cap E^G)$) will be considered to be homeomorphic exactly when the pairs $(A, A \cap E^G)$ and $(B, B \cap E^G)$ are homeomorphic. We also use the convention that a *neighborhood* of a point in E will always refer to a *clopen* neighborhood in E . Lastly, when we refer to a component of $S \setminus \gamma$ we mean its closure in S in order to avoid introducing a new end in the component.

2.3. Coarse boundedness and self-similar end spaces. Given any surface S , the *mapping class group* of S , $\text{Map}(S)$, is the group of orientation-preserving homeomorphisms of S up to isotopy. For a finite-type surface, the mapping class group is finitely generated, while the mapping class group of an infinite-type surface is not. In either setting, the mapping class group is equipped with the induced topology from the compact-open topology of the space of homeomorphisms of S . With this topology, the mapping class group of an infinite-type surface, or big mapping class group, is a Polish topological group but is neither locally compact nor compactly generated (see [2, Proposition 12.4.1 and Theorem 12.4.2]). This fact gives one of the connections between big mapping class groups and descriptive set theory and has been used to prove a variety of results about these groups.

We now record a fact about topological groups which will also be used to prove Theorem 1.1.

Lemma 2.6. *Let G be a topological group and let H be a subgroup of G . If H contains a subset U which is open in G , then H is both open and closed in G .*

Proof. As H is a subgroup of G and U is a subset of H , we have that

$$H = HU = \bigcup_{h \in H} hU.$$

Since we can write H as a union of open sets, H is open in G . Now, note that the complement $G \setminus H$ is a union of cosets of H . Since each coset of H is open in G , this implies that $G \setminus H$ is open, and hence H is also closed in G . \square

Many of the standard tools of geometric group theory were originally designed for studying finitely generated groups, and these tools have natural analogs in the setting of topological groups that are locally compact and compactly generated. However, these analogs are still insufficient for understanding the coarse geometry of big mapping class groups. In [21], Rosendal introduces the following geometric notion which is weaker than compactness and which was used by Mann–Rafi in [18] to study the large-scale geometry of certain big mapping class groups.

Definition 2.7 (Coarsely bounded). Let G be a Polish topological group. We say that a subset $A \subseteq G$ is *coarsely bounded*, or *CB*, in G if A has finite diameter in every compatible left-invariant metric on G . G is *locally coarsely bounded*, or *locally CB*, if there exists an open neighborhood of the identity in G which is CB, and G is *CB generated* if G is algebraically generated by a CB subset.

A key utility of this generalization of compactness is that Polish groups which are locally CB and which have a CB generating set have a well-defined quasi-isometry type (see [21]).

Mann–Rafi give a classification of surfaces whose mapping class groups are locally CB in [18]. A key tool in their classification is the following partial order on the space of ends that captures the local complexity of an end (see [18, Section 4]).

Definition 2.8. Given an end space (E, E^G) , define a preorder \preceq on E as follows. For $x, y \in E$, we say $x \preceq y$ if for any neighborhood U of y , there exists a neighborhood V of x such that U contains a homeomorphic copy of V . We say that x and y are *equivalent*, or *of the same type*, if $x \preceq y$ and $y \preceq x$ and denote this by $x \sim y$. The relation \sim is an equivalence relation on E .

For $x \in E$, we let $E(x) = \{y \in E \mid y \sim x\}$ denote the equivalence class of x . From this, it follows that the relation \prec defined by $E(x) \prec E(y)$ if $x \preceq y$ and $x \not\sim y$ is a partial order on the set of equivalence classes of ends.

A point $x \in E$ is said to be *maximal* if $E(x)$ is maximal with respect to the partial order. Denote the set of maximal elements in E by $\mathcal{M}(E)$. Moreover, if A is a clopen subset of E , we let $\mathcal{M}(A)$ denote the set of elements of A which are maximal among all elements of A . In [18], Mann–Rafi show the following with regard to this partial order.

Proposition 2.9 (Mann–Rafi [18], Proposition 4.7). *Given an end space (E, E^G) , the set of maximal elements, $\mathcal{M}(E)$, with respect to the partial order \prec is non-empty. Furthermore, for each $x \in \mathcal{M}(E)$, the equivalence class $E(x)$ is either finite or a Cantor set.*

Remark 2.10. *Note that the set of isolated planar ends of S forms a single equivalence class in the partial order. If this set is finite, then all of the isolated planar ends are maximal in the partial order. However, if this set is infinite, then the isolated planar ends accumulate onto some other end $x \in E$. In this case, $y \prec x$ for any isolated planar end y , and so no isolated planar end is maximal with respect to the partial order.*

Now that we have established the basic properties of the partial order on the space of ends, we need to introduce the notion of “self-similarity” in order to state the Mann–Rafi classification of locally CB mapping class groups.

Definition 2.11. The pair (E, E^G) is *self-similar* if for any decomposition $E = E_1 \sqcup E_2 \sqcup \dots \sqcup E_n$ into pairwise disjoint clopen sets, there exists a clopen subset D of some E_i such that the pair $(D, D \cap E^G)$ is homeomorphic to (E, E^G) .

Note that this definition also applies to any clopen subset of E .

Remark 2.12. *We note that when A is a self-similar, clopen subset of E , $\mathcal{M}(A)$ is either a single point or a Cantor set of points all of the same type (see [18, Proposition 4.8]).*

Related to the notion of self-similarity is the following notion of a “stable” neighborhood, which one can think of as a local version of self-similarity.

Definition 2.13. Let x be an end of S . A neighborhood U of x in E is called *stable* if for any smaller neighborhood V of x in E , V contains a homeomorphic copy of U .

Finally, we define the following open neighborhoods of the identity in $\text{Map}(S)$. By a subsurface of S , we mean a connected, embedded, essential surface $K \subset S$. We call $K \subset S$ *essential* if none of the boundary components of K bound disks in S . Notably, we allow boundary components of K to bound once-punctured disks. This usage is somewhat non-standard but makes the classification theorem of Mann–Rafi easier to state.

Definition 2.14. If $K \subset S$ is a finite-type subsurface of S , we define

$$\mathcal{V}_K = \{g \in \text{Map}(S) \mid g \text{ restricts to the identity on } K\}.$$

The sets \mathcal{V}_K are open neighborhoods of the identity in $\text{Map}(S)$ equipped the compact-open topology. Moreover, these sets form a neighborhood basis at the identity. We can now state the classification theorem for locally CB mapping class groups of Mann–Rafi [18].

Theorem 2.15 (Mann–Rafi [18], Theorem 5.7). *The group $\text{Map}(S)$ is locally CB if and only if there is a finite-type subsurface K such that the complementary subsurfaces of K each have one or infinitely many ends, have genus 0 or infinity, and partition E into finitely many clopen subsets*

$$E = \left(\bigsqcup_{A \in \mathcal{A}} A \right) \sqcup \left(\bigsqcup_{P \in \mathcal{P}} P \right)$$

with the following properties.

- (1) Each $A \in \mathcal{A}$ is self-similar, $\mathcal{M}(A) \subset \mathcal{M}(E)$, and $\mathcal{M}(E) = \bigsqcup_{A \in \mathcal{A}} \mathcal{M}(A)$.
- (2) Each $P \in \mathcal{P}$ is homeomorphic to a clopen subset of some $A \in \mathcal{A}$.
- (3) For any $x_A \in \mathcal{M}(A)$ and any neighborhood V of the end x_A in S , there is $f_V \in \text{Homeo}(S)$ so that $f_V(V)$ contains the complementary region to K with end set A .

Moreover, in this case, \mathcal{V}_K is a CB neighborhood of the identity, and K may always be taken to have genus zero if S has infinite genus and genus equal to that of S otherwise.

3. PROOF OF THEOREM 1.3

In this section, we prove Theorem 1.3, which we use to prove Theorem 1.1 in the next section. Recall Remark 2.12 which tells us that when A is a clopen subset of E that is self-similar, $\mathcal{M}(A)$ consists either of a single point or a Cantor set of ends of the same type. We will need the following lemma about sets of the second kind.

Lemma 3.1. *Let A be a clopen subset of $E(S)$ which is self-similar and contains a Cantor set of maximal ends (necessarily of the same type). Then, for any decomposition $A = A_1 \sqcup A_2$ into disjoint, clopen subsets such that each A_i contains some elements of $\mathcal{M}(A)$, we have that A_i is homeomorphic to A , for $i = 1, 2$.*

Proof. Let A , A_1 , and A_2 be as in the statement of the lemma. For each $i = 1, 2$, fix a maximal end $x_i \in \mathcal{M}(A_i)$. The proof of Lemma 5.6 in [18] shows that for some i , A_i is a stable neighborhood of x_i . Since $\mathcal{M}(A)$ consists of ends which are all of the same type and $x_i \in \mathcal{M}(A)$, we have that $\mathcal{M}(A) \subset E(x_i)$. So, by Lemma 4.17 of [18], this implies that every maximal point of A has a stable neighborhood.

We will first show that A_1 is homeomorphic to A . To that end, fix a stable neighborhood U of x_1 , which we know exists from the discussion in the previous paragraph. As sub-neighborhoods of stable neighborhoods are stable (by definition of stability), we may choose our stable neighborhood U so that $U \subset A_1$. Since $\mathcal{M}(A) \subset E(x_1)$, we have that $y \prec x_1$ or $y \sim x_1$ for all $y \in A_2$. So, x_1 is an accumulation point of $E(y)$ by definition of the partial order. Thus, Lemma 4.18 of [18] tells us that for each $y \in A_2$, we may choose a sufficiently small neighborhood $V_y \subset A_2$ of y so that $U \cup W \cong U$ for any neighborhood $W \subseteq V_y$ of y . These sets V_y form a cover of A_2 , and since A_2 is compact, there must be a finite sub-cover $\{V_{y_1}, V_{y_2}, \dots, V_{y_k}\}$ of A_2 . We now will alter these sets V_{y_i} so that they are disjoint. See Figure 1 for reference.

Denote the set V_{y_i} simply by V_i for ease of notation. We note that the sets V_i may intersect and, in particular, y_i may lie in a set V_j for some $j \neq i$. To remedy this, we choose smaller neighborhoods W_i of y_i satisfying:

- (a) the sets W_i are pairwise disjoint, and

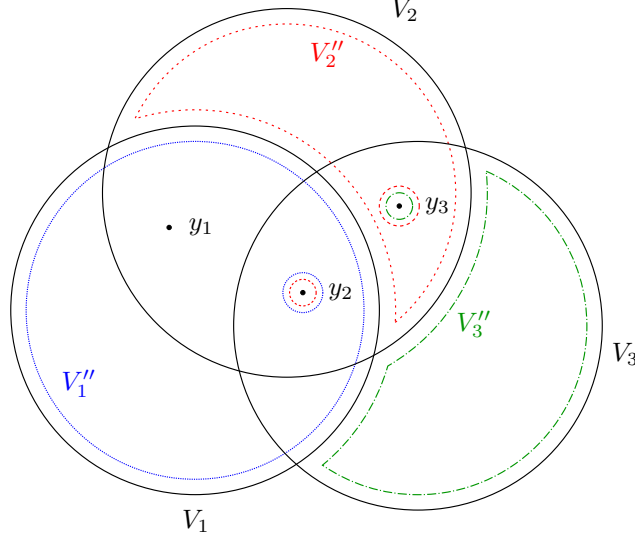


FIGURE 1. The neighborhoods V_i'' . The disjoint neighborhoods W_i are indicated by small circles. A pair of nested circles indicates that a neighborhood W_i has been excised from some V_j and added to V_i .

(b) each set W_i is contained in V_i .

Notice that the sets

$$V_i' = V_i \setminus \bigcup_{j \neq i} W_j$$

still cover A_2 , although they may not be disjoint. Moreover, V_i' contains y_i and does not contain y_j for $j \neq i$. Finally then, the sets

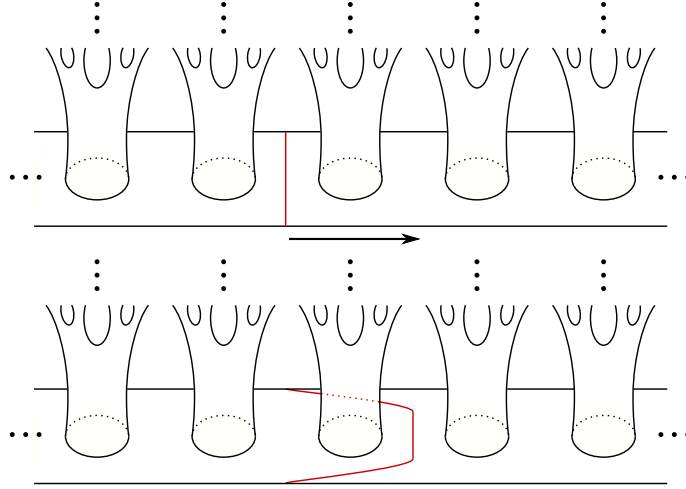
$$V_i'' = V_i' \setminus \bigcup_{j < i} V_j'$$

are disjoint, clopen, and cover A_2 . Moreover, V_i'' is a neighborhood of y_i contained in V_i . Thus, we have $U \sqcup V_i'' \cong U$ for each i . We use this inductively as follows:

$$\begin{aligned} U \sqcup A_2 &= U \sqcup (V_1'' \sqcup \cdots \sqcup V_k'') \\ &\cong (U \sqcup V_1'') \sqcup (V_2'' \sqcup \cdots \sqcup V_k'') \\ &\cong U \sqcup (V_2'' \sqcup \cdots \sqcup V_k'') \\ &\vdots \\ &\cong U \sqcup V_k'' \\ &\cong U. \end{aligned}$$

Since we chose the stable neighborhood U such that $U \subseteq A_1$, we have $A_1 = (A_1 \setminus U) \sqcup U$. Therefore,

$$A \cong A_1 \sqcup A_2 \cong (A_1 \setminus U) \sqcup (U \sqcup A_2) \cong (A_1 \setminus U) \sqcup U \cong A_1.$$

FIGURE 2. A *shift* on a surface S' .

Hence, we have shown that A_1 is homeomorphic to A . By repeating the argument above interchanging the roles of A_1 and A_2 , we see that A_2 is also homeomorphic to A , as desired. \square

A consequence of the proof above is:

Corollary 3.2. *Let A be a clopen subset of $E(S)$ which is self-similar and contains a Cantor set of maximal ends (necessarily of the same type). If P is homeomorphic to a clopen subset of A , then $A \sqcup P \cong A$.*

We note that this corollary follows by letting A play the role of A_1 and P play the role of A_2 in the proof of Lemma 3.1. In proving Theorem 1.3, we will need to define a particular homeomorphism of S that will be a *shift map*. We use the definition by Abbott, Miller, and the second author in [1], and note that shift maps have been defined similarly in [18].

Definition 3.3. Let S' be the surface defined by taking the strip $\mathbb{R} \times [-1, 1]$, removing a closed disk of radius $\frac{1}{2}$ with center $(n, 0)$ for $n \in \mathbb{Z}$, and attaching any fixed surface with exactly one boundary component to the boundary of each such disk. A *shift* on S' is the homeomorphism that acts like a translation, sending (x, y) to $(x + 1, y)$ for $y \in [-1 + \epsilon, 1 - \epsilon]$ and which tapers to the identity on $\partial S'$. See Figure 2 for an example of such a map.

Given a surface S with a proper embedding of S' into S so that the two ends of the strip (associated to $+\infty$ and $-\infty$ in \mathbb{R}) correspond to two different ends of S , the shift on S' induces a shift on S , where the homeomorphism acts as the identity on $S \setminus S'$. The support of the shift map on S is the embedded copy of S' in S .

Convention. For any clopen subset $E' \subset E$, we say that a simple closed curve γ *cuts off a subsurface V with end space E'* if $S \setminus \gamma$ has two connected components, one with end space E' and the other with end space $E \setminus E'$, and the subsurface V is the closure of the component with end space E' . Such a curve exists because E' is clopen (see Section 2.2 for details on the topology on E). We may assume that V has zero genus if $E' \cap E^G = \emptyset$ by slightly editing our choice of γ . Therefore, we will always assume that such a curve γ cuts off a subsurface V which has zero or infinite genus.

Lemma 3.4. *Let A be a clopen subset of $E(S)$ which is self-similar and contains a Cantor set of maximal ends (necessarily of the same type). Let V_0 be any subsurface of S with one boundary component, zero or infinite genus, and for which $E(V_0)$ is a clopen subset of A containing some, but not all, maximal ends of A . Then, there exists a countable collection of disjoint subsurfaces $\{V_i\}_{i \in \mathbb{Z}}$ of S and a homeomorphism f of S satisfying:*

- (a) *for each i , the end space $E(V_i)$ is homeomorphic to A ; and*
- (b) *$f(V_i) = V_{i+1}$ for each i .*

Proof. We will show that the desired homeomorphism f is a shift map on S , as in Definition 3.3. Set V_0 to be any subsurface as in the statement of the lemma (i.e. a subsurface with $E(V_0)$ containing some, but not all, maximal ends of A , with one boundary component, and with zero or infinite genus). Set $A_0 = E(V_0) \subset A$. By applying Lemma 3.1 to the partition $A_0 \sqcup (A \setminus A_0)$, we have that A_0 and $A \setminus A_0$ are homeomorphic to A . Applying Lemma 3.1 again to $A \setminus A_0$, we may partition $A \setminus A_0$ into two clopen subsets, B_0 and C_0 , each containing some maximal ends of A , and so that B_0 and C_0 are both homeomorphic to A . So, we have $A = A_0 \sqcup B_0 \sqcup C_0$, where each set in the union is homeomorphic to A .

Fix maximal ends $b \in \mathcal{M}(B_0)$ and $c \in \mathcal{M}(C_0)$. Next, choose partitions $B_0 = B_1^1 \sqcup B_1^2$ and $C_0 = C_1^1 \sqcup C_1^2$ into disjoint clopen sets, each containing points of $\mathcal{M}(A)$, and such that $b \in B_1^1$ and $c \in C_1^1$. Most importantly, Lemma 3.1 applied to B_0 and C_0 tells us B_1^1 , B_1^2 , C_1^1 , and C_1^2 are each homeomorphic to A , since B_0 and C_0 are homeomorphic to A . Let α_{-1} be a curve which cuts off a subsurface V_{-1} with end space B_1^2 , and let α_1 be a curve which cuts off a subsurface V_1 with end space C_1^2 . Note that we can take each of these curves to be disjoint from α_0 and each other. We now choose partitions $B_1^1 = B_2^1 \sqcup B_2^2$ and $C_1^1 = C_2^1 \sqcup C_2^2$ into disjoint, clopen sets, each containing points of $\mathcal{M}(A)$, and such that $b \in B_2^1$ and $c \in C_2^1$. We let α_{-2} be a curve which cuts off a subsurface V_{-2} with end space B_2^2 , and let α_2 be a curve which cuts off a subsurface V_2 with end space C_2^2 .

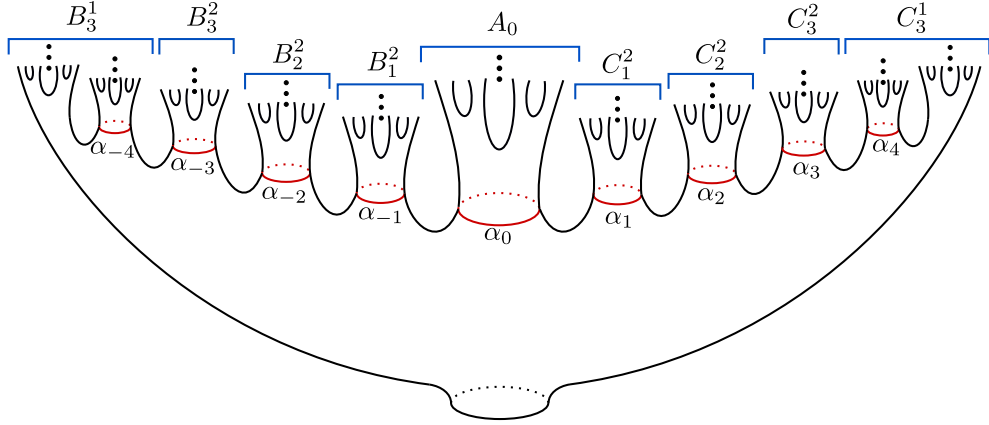


FIGURE 3. The countable collection of disjoint, homeomorphic subsurfaces of a surface with a self-similar end space and a Cantor set of maximal ends.

Continuing in this fashion, we choose partitions $B_i^1 = B_{i+1}^1 \sqcup B_{i+1}^2$ and $C_i^1 = C_{i+1}^1 \sqcup C_{i+1}^2$ into disjoint, clopen sets, each containing points of $\mathcal{M}(A)$, and such that $b \in B_{i+1}^1$ and $c \in C_{i+1}^1$. Note that by applying Lemma 3.1 at each stage in this process, we have that B_i^1 , B_i^2 , C_i^1 , and C_i^2 are each homeomorphic to A for all i . We let $\alpha_{-(i+1)}$ denote a curve which

cuts off a subsurface $V_{-(i+1)}$ with end space B_{i+1}^2 , and let α_{i+1} denote a curve which cuts off a subsurface V_{i+1} with end space C_{i+1}^2 . See Figure 3 for an illustration of this process. By construction, the end space of each V_i is homeomorphic to A , the genus of V_i for all i is either zero or infinite, and each V_i has exactly one boundary component, α_i , which is disjoint from the boundary of V_j for all $j \neq i$. In particular, the surfaces V_i are all homeomorphic by the classification of surfaces.

We now construct the desired homeomorphism f , which will be a shift map on S . The surfaces $\{V_i\}$ correspond to a countable collection of disjoint surfaces with one boundary component of the same topological type, which we call V . Let S' be the surface obtained as in Definition 3.3 by taking the strip $\mathbb{R} \times [-1, 1]$, removing a closed disk of radius $\frac{1}{2}$ with center $(n, 0)$ for each $n \in \mathbb{Z}$, and attaching a copy of V to the boundary of each such disk. Note that there is a proper embedding of S' into S where the boundary of the disk with center $(n, 0)$ is mapped homeomorphically onto α_n for each $n \in \mathbb{Z}$. Lastly, we need to show that the sets B_i^1 and C_i^1 can be chosen so that $\bigcap_i B_i^1 = \{b\}$ and $\bigcap_i C_i^1 = \{c\}$, respectively, so that the ends $-\infty$ and $+\infty$ of $\mathbb{R} \times [-1, 1]$ correspond to the distinct ends b and c , respectively. We achieve this by putting a metric on the set A so that the sets B_i^1 and C_i^1 shrink in diameter to zero as $i \rightarrow \infty$. Since B_{i+1}^2 is chosen to be contained in B_i^1 and C_{i+1}^2 is chosen to be contained in C_i^1 for all i , we have that $\bigcap_i B_i^1 = \{b\}$ and $\bigcap_i C_i^1 = \{c\}$, as desired.

Thus, the desired map is the homeomorphism f that acts as a shift on the embedding of S' into S described above and extends via the identity on the rest of S . By construction, $f(V_i) = V_{i+1}$ for all $i \in \mathbb{Z}$. \square

Recall that Mann–Rafi show that when S is an infinite-type surface such that $\text{Map}(S)$ is locally CB, there exists a finite-type subsurface $K \subset S$ such that the complementary components of K partition $E(S)$ into finitely many clopen sets

$$E(S) = A_1 \sqcup \cdots \sqcup A_n \sqcup P_1 \sqcup \cdots \sqcup P_m,$$

where each A_i is *self-similar* and each P_k is homeomorphic to a clopen subset of some A_i . Using this partition, we prove the following result.

Theorem 1.3 *Let S be an infinite-type surface. Assume that $\text{Map}(S)$ is locally coarsely bounded and that every equivalence class of maximal ends of S is infinite, except (possibly) for finitely many isolated planar ends. Then, there exists an open subgroup \mathcal{O} of $\text{Map}(S)$ such that the function cl is bounded from above by 2 on \mathcal{O} .*

Proof. Let S and K be as above. Note that by Remark 2.10, if S has finitely many isolated planar ends, then some of the components A_i may consist of a single isolated planar end. So, we suppose that the numbering has been chosen so that $A_{n'+1}, \dots, A_n$ each consist of a single isolated planar end (in the case where there are finitely many such ends) and $A_1, \dots, A_{n'}$ do not. We note that unless S has finitely many isolated planar ends, we have that $n' = n$; see Remark 2.10. However, we do not use this fact in the following proof. By our assumption that each equivalence class of maximal ends is infinite, other than the equivalence class consisting of the isolated planar ends, each set $A_1, \dots, A_{n'}$ is self-similar with a Cantor set of maximal ends.

We may now enlarge K to a finite-type subsurface K_1 so that for each self-similar set A_i with $1 \leq i \leq n'$, K_1 partitions A_i into two clopen sets, $A_i = A_i^1 \sqcup A_i^2$, where each A_i^j contains points of $\mathcal{M}(A_i)$ for $j = 1, 2$; see Figure 4. By Lemma 3.1, both A_i^1 and A_i^2 are homeomorphic to A_i , and thus are each self-similar. The complement of K_1 in S then

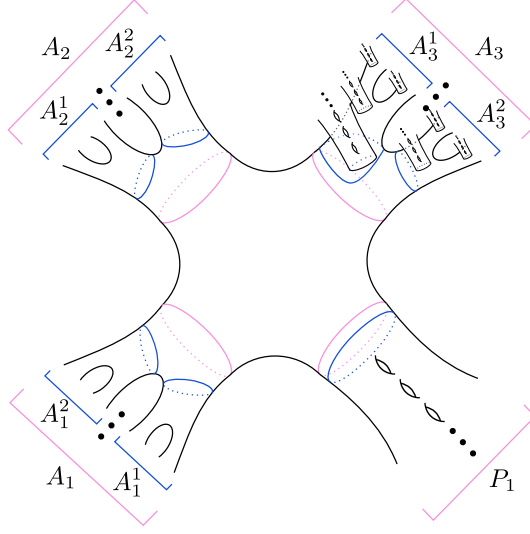


FIGURE 4. The subsurface K which partitions the end space as in Theorem 2.15 is bounded by the light pink curves. The extended subsurface K_1 which partitions the end space as in the proof of Theorem 1.3 is bounded by the dark blue curves.

partitions $E(S)$ into

$$E(S) = A_1^1 \sqcup A_1^2 \sqcup \cdots \sqcup A_{n'}^1 \sqcup A_{n'}^2 \sqcup A_{n'+1} \sqcup \cdots \sqcup A_n \sqcup P_1 \sqcup \cdots \sqcup P_m$$

where each A_i^j contains some maximal ends of A_i for $1 \leq i \leq n'$. Note that we may choose K_1 so that $S \setminus K_1$ consists of subsurfaces V_i^j for $i = 1, \dots, n'$ and $j = 1, 2$, V_i for $i = n' + 1, \dots, n$, and W_k for $k = 1, \dots, m$, each with one boundary component and end space A_i^j (with $1 \leq i \leq n'$), A_i (with $n' + 1 \leq i \leq n$), or P_k , respectively. As above, we assume the boundary components of K_1 have been chosen appropriately so that each of these subsurfaces has genus zero or infinity.

Recall that $\mathcal{V}_{K_1} = \{g \in \text{Map}(S) \mid g \text{ restricts to the identity on } K_1\}$. We will show that any element of $\text{Map}(S)$ contained in \mathcal{V}_{K_1} can be written as a product of commutators. Since each of the subsurfaces $V_{n'+1}, \dots, V_n$ is simply a once-punctured disk, an element $h \in \mathcal{V}_{K_1}$ satisfies

$$h = \left(\prod_{\substack{1 \leq i \leq n' \\ 1 \leq j \leq 2}} g_i^j \right) \left(\prod_{1 \leq k \leq m} p_k \right)$$

where the g_i^j and p_k are pairwise-commuting mapping classes supported on V_i^j and W_k , respectively. Hence, it suffices to show that each g_i^j and each p_k is a commutator in $\text{Map}(S)$.

Claim 1: Each g_i^j is a commutator.

Proof of Claim 1. We will prove this for $g = g_1^1$ and note that the proof for g_i^j is the same for $1 \leq i \leq n'$ and $1 \leq j \leq 2$. Note that A_1 is a clopen subset of $E(S)$ which is self-similar and contains a Cantor set of maximal ends. Setting $V_0 = V_1^1$, we note that the end space A_1 and the subsurface V_0 satisfy the hypotheses of Lemma 3.4. So, by Lemma 3.4 we may

extend V_0 to a countable collection of disjoint subsurfaces $\{V_i\}_{i \in \mathbb{Z}}$ of S equipped with a homeomorphism u of S satisfying $u(V_i) = V_{i+1}$ for each $i \in \mathbb{Z}$. Define a homeomorphism v by:

$$v(x) = \begin{cases} u^i g u^{-i}(x) & \text{if } x \in V_i \text{ for some } i \geq 0; \text{ and} \\ x & \text{otherwise.} \end{cases}$$

Note that v is a well-defined homeomorphism since the V_i surfaces are disjoint. We claim that $g = [v, u] = vuv^{-1}u^{-1}$, i.e. $[v, u]$ acts as g on V_0 and as the identity everywhere else. Indeed, note that $\text{supp}(v) \subseteq \bigcup_{i=0}^{\infty} V_i$. So, if $x \notin \bigcup_{i=0}^{\infty} V_i$, then $vuv^{-1}u^{-1}(x) = x$. If $x \in V_0$, then $u^{-1}(x) \in V_{-1}$. As v acts as the identity on V_{-1} , we have that $vuv^{-1}u^{-1}(x) = v(x) = g(x)$, since $v(x) = g(x)$ on V_0 by definition. So, suppose $x \in V_i$ for some $i > 0$. Then,

$$\begin{aligned} vuv^{-1}u^{-1}(x) &= vu(u^{i-1}g^{-1}u^{-i+1})u^{-1}(x) \\ &= (u^i g u^{-i})u(u^{i-1}g^{-1}u^{-i+1})u^{-1}(x) \\ &= x. \end{aligned}$$

Thus, $g = [v, u]$, as claimed. \square

Claim 2: In fact, fixing j , $\prod_{1 \leq i \leq n'} g_i^j$ is a single commutator.

Proof of Claim 2. Denote the elements constructed in Claim 1 as u_i^j, v_i^j so that $[v_i^j, u_i^j] = g_i^j$. Note that u_i^j and v_i^j are supported on the component of $S \setminus K$ with end space A_i so that, as we vary i with j fixed, u_i^j and v_i^j commute with both $u_{i'}^j$ and $v_{i'}^j$, whenever $i \neq i'$. Thus,

$$\prod_{1 \leq i \leq n'} g_i^j = \left[\prod_{1 \leq i \leq n'} v_i^j, \prod_{1 \leq i \leq n'} u_i^j \right]$$

is a single commutator. \square

Claim 3: Each p_k is a commutator.

Proof of Claim 3. We show this explicitly for the case $p = p_1$, the other cases $1 \leq k \leq m$ being identical. To do this, we will show that p is conjugate to a mapping class supported in some V_i^j .

Note that P_1 is homeomorphic to a clopen subset of some A_i with $1 \leq i \leq n'$. Without loss of generality, we assume that P_1 is homeomorphic to a clopen subset of A_1 . Since $A_1^1 \cong A_1$, we have that P_1 is in turn homeomorphic to a clopen subset Q_1 of A_1^1 . We claim that $E(S) \setminus P_1$ and $E(S) \setminus Q_1$ are also homeomorphic. To see this, first note that

$$E(S) \setminus P_1 = A_1^1 \sqcup A_1^2 \sqcup \left(\bigsqcup_{2 \leq i \leq n} A_i \right) \sqcup \left(\bigsqcup_{k \geq 2} P_k \right)$$

and

$$E(S) \setminus Q_1 = (A_1^1 \setminus Q_1) \sqcup A_1^2 \sqcup P_1 \sqcup \left(\bigsqcup_{2 \leq i \leq n} A_i \right) \sqcup \left(\bigsqcup_{k \geq 2} P_k \right).$$

Since

$$(A_1^1 \setminus Q_1) \sqcup A_1^2 \sqcup P_1 \cong (A_1^1 \setminus Q_1) \sqcup A_1^2 \sqcup Q_1 = A_1^1 \sqcup A_1^2,$$

we see that $E(S) \setminus P_1$ and $E(S) \setminus Q_1$ are homeomorphic. Recall that W_1 is a subsurface of S with one boundary component, of zero or infinite genus, and with end space P_1 . Given that Q_1 is clopen in A_1^1 , we can choose a subsurface U_1 of V_1^1 with end space Q_1 , one boundary component, and genus zero or infinity. Then by the classification of surfaces, W_1 and U_1 are homeomorphic, and given the argument above, $S \setminus W_1$ and $S \setminus U_1$ are homeomorphic as well. Thus, there is a homeomorphism w of S mapping W_1 to U_1 so that wpw^{-1} is supported on $U_1 \subset V_1^1$. By the proof of Claim 1, any mapping class supported on V_1^1 is a commutator. Hence, wpw^{-1} , and therefore p itself, is a commutator. \square

Now, let $\mathcal{O} = \mathcal{V}_{K_1} = \{g \in \text{Map}(S) \mid g|_{K_1} = \text{id}\}$, and note that \mathcal{O} is an open subgroup of $\text{Map}(S)$. If $g \in \mathcal{O}$, then we have as above that g is a product of mapping classes g_i^j with $1 \leq i \leq n'$ and $1 \leq j \leq 2$ and p_k with $1 \leq k \leq m$. Claims 1 and 3 show that each g_i^j and each p_k is a commutator, and we have that $\text{cl}(g) \leq 2n' + m \leq 2n + m$. To obtain the better bound $\text{cl}(g) \leq 2$, note that the proof of Lemma A.1 from the Appendix shows that we can take $m = 0$ by absorbing each P_k into the appropriate A_i , and Claim 2 shows that the product of g_i^j with $1 \leq i \leq n'$ and $1 \leq j \leq 2$ is, in fact, a product of 2 commutators. \square

4. PROOF OF THEOREM 1.1

In this section, let S be an infinite-type surface such that $\text{Map}(S)$ is locally CB and such that every equivalence class of maximal ends of S is infinite, other than a finite set of isolated planar ends. Recall that if $K \subset S$ is a finite-type subsurface, then \mathcal{V}_K is the open neighborhood of the identity in $\text{Map}(S)$ which consists of those mapping classes which restrict to the identity on K . We first prove a result which holds for general topological groups. The proof of this result is based heavily on the proof of [8, Theorem 1.5].

Proposition 4.1. *Let G be a topological group. Suppose that there is a neighborhood \mathcal{O} of the identity in G which is contained in the commutator subgroup $[G, G]$ and that $\text{scl}(g) = 0$ for all $g \in \mathcal{O}$. Then:*

- (a) *any homogeneous quasimorphism $\phi : G \rightarrow \mathbb{R}$ is continuous; and*
- (b) *the stable commutator length function is continuous on $[G, G]$.*

Proof. We first prove (a). Consider a homogeneous quasimorphism $\phi : G \rightarrow \mathbb{R}$. We note that by Bavard Duality (Theorem 2.4), since $\text{scl}(g) = 0$ for all $g \in \mathcal{O}$, we must have that $\phi(g) = 0$ for all $g \in \mathcal{O}$.

We will now prove that any homogeneous quasimorphism $\phi : G \rightarrow \mathbb{R}$ is continuous on $[G, G]$. To that end, choose any integer $k \geq 1$ and let $g \in [G, G]$. Fix a neighborhood \mathcal{U}_k of g small enough so that if $h \in \mathcal{U}_k$, then $g^k h^{-k} \in \mathcal{O}$ (in particular we may choose \mathcal{U}_k to be the pre-image of \mathcal{O} under the continuous map $G \rightarrow G$ defined by $h \mapsto g^k h^{-k}$). Let $\phi : G \rightarrow \mathbb{R}$ be a homogeneous quasimorphism. If $h \in \mathcal{U}_k$ as above, then we have

$$k|\phi(g) - \phi(h)| = |\phi(g^k) + \phi(h^{-k}) - \phi(g^k h^{-k})| \leq D(\phi).$$

Here, the equality holds by the definition of a homogeneous quasimorphism and the fact that $\phi(g^k h^{-k}) = 0$ (since $g^k h^{-k} \in \mathcal{O}$). Hence, for all $k > 0$, there exists a neighborhood \mathcal{U}_k of g such that $|\phi(g) - \phi(h)| \leq \frac{D(\phi)}{k}$ for all $h \in \mathcal{U}_k$. This implies that ϕ is continuous.

Finally, we prove continuity of scl as a function on $[G, G]$. Choose $g \in [G, G]$, let $k \geq 1$ be any integer, and define the neighborhood \mathcal{U}_k of g , depending on k , as before. Choose ϕ to be any homogeneous quasimorphism on G with $D(\phi) = 1$. By the above paragraph, if $h \in \mathcal{U}_k$ then we have

$$\frac{|\phi(h)| - \frac{1}{k}}{2} \leq \frac{|\phi(g)|}{2} \leq \frac{|\phi(h)| + \frac{1}{k}}{2}.$$

Taking the supremum over all homogeneous quasimorphisms ϕ of defect 1 yields

$$\text{scl}(h) - \frac{1}{2k} \leq \text{scl}(g) \leq \text{scl}(h) + \frac{1}{2k}$$

for all $h \in \mathcal{U}_k$. This proves that scl is continuous. \square

As a consequence of Theorem 1.3, we now prove our main result about stable commutator length and the commutator subgroup. We note that by Proposition 4.1, the following result holds whenever there exists an open subgroup \mathcal{O} in $\text{Map}(S)$ and a constant $B > 0$ such that if $f \in \mathcal{O}$, then f is a product of at most B commutators in $\text{Map}(S)$. The proof of Theorem 1.3 shows this condition holds for surfaces S satisfying the conditions above using the neighborhood \mathcal{V}_{K_1} , but it may also hold for a larger class of surfaces.

Theorem 1.1 *Let S be an infinite-type surface. Assume that $\text{Map}(S)$ is locally coarsely bounded and that every equivalence class of maximal ends of S is infinite, except (possibly) for finitely many isolated planar ends. Then, stable commutator length is a continuous function on $[\text{Map}(S), \text{Map}(S)]$. Furthermore, the commutator subgroup is both an open and closed subgroup of $\text{Map}(S)$ and is, thus, also Polish.*

Proof. We let K be the subsurface of S which partitions $E(S)$ as in the statement of Theorem 2.15. As in the proof of Theorem 1.3, we let $K_1 \subset S$ be an enlargement of K such that the complementary components to K_1 in S partition $E(S)$ into finitely many clopen sets

$$E(S) = A_1^1 \sqcup A_1^2 \sqcup \cdots \sqcup A_{n'}^1 \sqcup A_{n'}^2 \sqcup A_{n'+1} \sqcup \cdots \sqcup A_n \sqcup P_1 \sqcup \cdots \sqcup P_m,$$

where each of the A_i^j contain some maximal ends of S . Note that by the proof of Theorem 1.3, the commutator subgroup $[\text{Map}(S), \text{Map}(S)]$ contains the open subset \mathcal{V}_{K_1} . Therefore, by Lemma 2.6, $[\text{Map}(S), \text{Map}(S)]$ is both an open and closed subgroup of $\text{Map}(S)$. Recall that $\text{Map}(S)$ is a Polish group, i.e., it is separable and completely metrizable. As any closed subspace of a Polish space is Polish, we have that $[\text{Map}(S), \text{Map}(S)]$ is a Polish group as well.

Using the open subgroup \mathcal{V}_{K_1} , the rest of the theorem now follows from Proposition 4.1 and Theorem 1.3. \square

Given a surface S as above, we also show that the commutator length, cl , on the commutator subgroup varies continuously in a certain coarse sense.

Corollary 4.2. *There exists $B > 0$ such that if $f \in [\text{Map}(S), \text{Map}(S)]$ then there is a neighborhood \mathcal{U} of f in $\text{Map}(S)$ with the property that if $g \in \mathcal{U}$, then $g \in [\text{Map}(S), \text{Map}(S)]$ and*

$$|\text{cl}(g) - \text{cl}(f)| \leq B.$$

Proof. Let $f \in [\text{Map}(S), \text{Map}(S)]$. Choose a neighborhood \mathcal{U} of f in $\text{Map}(S)$ small enough so that if $g \in \mathcal{U}$, then $f^{-1}g \in \mathcal{V}_{K_1}$ (for instance choose \mathcal{U} to be the coset $f\mathcal{V}_{K_1}$).

Set $f^{-1}g = h$, where $h \in \mathcal{V}_{K_1}$, and note that h is a product of at most $2n+m$ commutators by Theorem 1.3. Then, $g = fh$, and so $\text{cl}(g) \leq \text{cl}(f) + 2n + m$. Similarly, $f = gh^{-1}$, and so $\text{cl}(f) \leq \text{cl}(g) + 2n + m$. Letting $B = 2n + m$ gives the result. \square

With some additional assumptions on the surface S , we can prove that the abelianization of $\text{Map}(S)$ is finitely generated. We will assume that our surface has *tame* end space and that $\text{Map}(S)$ is generated by a coarsely bounded set. In particular, we will be restricting

to surfaces S which satisfy the hypotheses of [18, Theorem 1.6]. For ease of exposition, we omit the definition of tame end space and refer the reader to [18] for details.

Theorem 1.4 *Let S be a surface with tame end space, such that $\text{Map}(S)$ is CB generated and locally (but not globally) CB, and such that every equivalence class of maximal ends of S is infinite, except (possibly) for finitely many isolated planar ends. Then, the abelianization $\text{Map}(S)/[\text{Map}(S), \text{Map}(S)]$ is finitely generated and is discrete when endowed with the quotient topology.*

Proof. Recall that $\mathcal{V}_K = \{g \in \text{Map}(S) \mid g|_K = \text{id}\}$. In [18, Theorem 1.6], Mann–Rafi show that the group $\text{Map}(S)$ is generated by \mathcal{V}_K and a finite set F (see discussion before the proof of Theorem 1.6 in [18]), where K is any subsurface satisfying the conditions in Theorem 2.15. Note that the subsurface K_1 , which is an extension of the subsurface K , also satisfies the hypotheses of Theorem 2.15. Indeed, condition (1) follows from our assumption that K_1 partitions each $A \in \mathcal{A}$ containing a Cantor set of maximal ends into two clopen subsets which are again self-similar, condition (2) is immediate from the definition of self-similarity, and condition (3) follows since the complementary regions of K contain the complementary regions of K_1 . Hence, $\text{Map}(S)$ is generated by \mathcal{V}_{K_1} and another finite set F_1 . As $\mathcal{V}_{K_1} \subset [\text{Map}(S), \text{Map}(S)]$ by Theorem 1.3, the abelianization of $\text{Map}(S)$ is generated by the image of F_1 , and is thus finitely generated.

Note that the quotient of a topological group by an open subgroup is discrete; see, for instance, [15, 2.6.6 (iii)] (or simply note that the preimage of a point in the quotient is a coset of the given open subgroup). By Theorem 1.1, $[\text{Map}(S), \text{Map}(S)]$ is an open subgroup of $\text{Map}(S)$, and hence the abelianization of $\text{Map}(S)$ is discrete. \square

APPENDIX

In this appendix, we give a concrete topological characterization of the surfaces that satisfy the hypotheses of Theorem 1.1 and Theorem 1.3. The following lemma was suggested to us by J. Malestein and J. Tao, who also outlined the proof that we give below. As per Malestein–Tao [17], we call a surface S *uniformly self-similar* if S has zero or infinite genus and $E(S)$ is self-similar and contains a Cantor set of maximal ends. In this case, we will say that $E(S)$ is a uniformly self-similar set.

Lemma A.1 *A surface S is the connected sum of finitely many uniformly self-similar surfaces with a finite-type surface if and only if $\text{Map}(S)$ is locally CB and each equivalence class of maximal ends is infinite, except (possibly) for finitely many isolated planar ends.*

Proof. Suppose first that S is the connected sum of finitely many uniformly self-similar surfaces, with a finite-type surface T . If T has k punctures, we can express T as a connected sum of a closed surface T' with k once-punctured spheres. Label the uniformly self-similar surfaces S_1, \dots, S_n and let A_i denote the endspace of the surface S_i . Letting $K = T'$, the complementary components of K partition the endspace of S as $E(S) = A_1 \sqcup \dots \sqcup A_n \sqcup A_{n+1} \sqcup \dots \sqcup A_{n+k}$, where the sets A_i for $i = n+1, \dots, n+k$ are single isolated punctures. We note that since each S_i is uniformly self-similar, each endspace A_i contains a Cantor set of maximal ends for $i = 1, \dots, n$. Thus, we may enlarge K to a finite-type subsurface K_1 so that for each uniformly self-similar set A_i , K_1 partitions A_i into two clopen sets, $A_i = A_i^1 \sqcup A_i^2$, where each A_i^j contains points of $\mathcal{M}(A_i)$ for $j = 1, 2$. We further assume that K_1 is such that each boundary curve is separating. We let V_i^j denote the complementary component of $S - K_1$ with endspace A_i^j for $1 \leq i \leq n$ and $1 \leq j \leq 2$.

We note that by assumption and construction, S may possibly have finitely many isolated planar ends (if T has finitely many isolated punctures), and otherwise each equivalence class of maximal ends is infinite. So, it remains to prove that $\text{Map}(S)$ is locally CB. To do so, we will use the characterization of locally CB mapping class groups of Mann–Rafi [18]. The subsurface K_1 partitions the endspace of S into finitely many clopen sets $E(S) = A_1^1 \sqcup A_1^2 \sqcup \cdots \sqcup A_n^1 \sqcup A_n^2 \sqcup A_{n+1} \sqcup \cdots \sqcup A_{n+k}$ where each A_i^j and A_r (for $r = n+1, \dots, n+k$) is self-similar, and so this partition satisfies property (1) of Theorem 2.15. As there are no P_i 's in this construction, property (2) is vacuously satisfied. So, it remains to prove condition (3).

To that end, let x be any maximal end. If x is the unique end in A_r for $r = n+1, \dots, n+k$, the property is immediately satisfied letting f_V be the identity homeomorphism. Now let $x \in \mathcal{M}(A_i^j)$. Up to relabeling, we may assume, without loss of generality, that $x \in \mathcal{M}(A_1^1)$. Let V be any neighborhood of x . By shrinking V slightly, we may assume that $V \subset V_1^1$ and has one boundary component. As in the proof of [18, Theorem 5.7], we have that the pair $(V, S-V)$ is homeomorphic to the pair $(V_1^1, S-V_1^1)$. Indeed, by Lemma 3.1, we have that A_1^2 is homeomorphic to $A_1^2 \sqcup (A_1^1 - E(V))$. Hence $E(S-V) = E(S-V_1^1) \cup E(V_1^1 - V) \cong E(S-V_1^1)$. Note also that $E(V) \cong E(V_1^1)$ by Lemma 3.1. Note that if S_1 has infinite genus, then so do V and V_1^1 , as do $S-V$ and $S-V_1^1$. If S_1 has zero genus, then so do V and V_1^1 ; and $S-V$ and $S-V_1^1$ have the same genus as S . Thus, by the classification of surfaces, there is a homeomorphism f_V of S taking V to V_1^1 , as desired.

For the other direction, suppose that S is locally CB and that every equivalence class of maximal ends of S is infinite, except for possibly the isolated punctures. We choose K to partition $E(S)$ as in Theorem 2.15. In other words, K partitions E into $A_1 \sqcup \cdots \sqcup A_n \sqcup A_{n+1} \sqcup \cdots \sqcup A_{n+k}$, collectively containing the maximal ends of E , and finitely many sets $P_1 \sqcup \cdots \sqcup P_m$ homeomorphic to clopen subsets of the sets A_i . Here, A_1, \dots, A_n are uniformly self-similar and A_{n+1}, \dots, A_{n+k} are isolated punctures. As usual, we may suppose that the complementary subsurfaces to K each have one boundary component and genus zero or infinity. Denote by V_i the subsurface with endspace A_i and W_j the subsurface with endspace P_j . Note that by capping off the boundary component of V_i with a disk, we obtain a self-similar surface. Without loss of generality, we assume that $m > 0$ and P_1 is homeomorphic to a clopen subset of A_1 . We may replace K by a subsurface K' obtained as follows: join ∂V_1 to ∂W_1 via a simple arc γ contained in K , and define K' to be the complement in K of a small regular neighborhood of $V_1 \cup W_1 \cup \gamma$. Denote by V_1' this regular neighborhood of $V_1 \cup W_1 \cup \gamma$. Then the complementary subsurfaces to K' are V_1', V_2, \dots, V_n and W_2, W_3, \dots, W_m . We claim that V_1' is a uniformly self-similar surface minus an open disk. To see this, note first that V_1' has genus zero or infinity and one boundary component. Furthermore, V_1' has endspace $A_1 \sqcup P_1$ which is homeomorphic to A_1 by Corollary 3.2. This proves the claim. We may remove the remaining clopen sets P_j in the partition one by one by absorbing them into the relevant A_i in this way. The result is a subsurface $K'' \subset K$ partitioning $E(S)$ into self-similar sets $A_1'', \dots, A_n'', A_{n+1}, \dots, A_{n+k}$ where for each i , the set A_i'' could simply be A_i , and where these sets collectively contain the maximal ends of S . Additionally, the complementary subsurface V_i'' to K with endspace A_i'' has one boundary component and genus zero or infinity. Thus, by capping off the boundary component of V_i'' with a disk, we obtain a uniformly self-similar surface, and S is the connected sum of these uniformly self-similar surfaces together with a finite-type surface obtained from $K'' \cup V_{n+1} \cup \cdots \cup V_{n+k}$ by capping off the boundary components corresponding to V_1'', \dots, V_n'' . This completes the proof. \square

We note that in the proof of Theorem 1.3, Claim 2 is not actually necessary since we show in this appendix that the P_k sets can be absorbed into the self-similar sets A_i . We included Claim 2 in the proof of that theorem for completeness and for future applications.

REFERENCES

- [1] Carolyn Abbott, Nicholas Miller, and Priyam Patel. Infinite-type loxodromic isometries of the relative arc graph. Preprint.
- [2] Javier Aramayona and Nicholas G. Vlamis. Big mapping class groups: An overview. In Ken'ichi Ohshika and Athanase Papadopoulos, editors, *In the Tradition of Thurston: Geometry and Topology*, pages 459–496. Springer International Publishing, Cham, 2020.
- [3] Christophe Bavard. Longueur stable des commutateurs. *L'Enseignement Mathématique*, 37, 1991.
- [4] Juliette Bavard. Hyperbolicité du graphe des rayons et quasi-morphismes sur un gros groupe modulaire. *Geometry & Topology*, 29:491–535, 2016.
- [5] Juliette Bavard and Alden Walker. Two simultaneous actions of big mapping class groups, 2018. Preprint, [arXiv:1806.10272](https://arxiv.org/abs/1806.10272).
- [6] Mladen Bestvina, Ken Bromberg, and Koji Fujiwara. Stable commutator length on mapping class groups. *Annales de L'Institut Fourier*, 66(3):871–898, 2016.
- [7] Mladen Bestvina and Koji Fujiwara. Bounded cohomology of subgroups of mapping class groups. *Geometry & Topology*, 6:69–89, 2002.
- [8] Jonathan Bowden, Sebastian Hensel, and Richard Webb. Quasi-morphisms on surface diffeomorphism groups. *J. Amer. Math. Soc.*, electronically published on June 24, 2021. DOI: <https://doi.org/10.1090/jams/981> (to appear in print).
- [9] Danny Calegari. Circular groups, planar groups, and the Euler class. *Geometry & Topology Monographs*, 7, 2004.
- [10] Danny Calegari. Big mapping class groups and dynamics, 2009. <https://lamington.wordpress.com/2009/06/22/big-mapping-class-groups-and-dynamics/>.
- [11] Danny Calegari. *scl*, volume 20 of *MSJ Memoirs*. Mathematical Society of Japan, 2009.
- [12] Danny Calegari and Lvzhou Chen. Normal subgroups of big mapping class groups, 2022. Preprint, [arXiv:2110.07839](https://arxiv.org/abs/2110.07839).
- [13] Ryan Dickmann and George Domat. Appendix to Big pure mapping class groups are never perfect. *Math. Res. Lett.*, 2020. [arXiv:2007.14929](https://arxiv.org/abs/2007.14929).
- [14] Étienne Ghys. Groups acting on the circle. *L'Enseignement Mathématique*, 47:329–407, 2001.
- [15] Philip J. Higgins. *Introduction to topological groups*. London Mathematical Society lecture note series; no.15. 1974.
- [16] Camille Horbez, Yulan Qing, and Kasra Rafi. Big mapping class groups with hyperbolic actions: classification and applications, 2020. Preprint, [arXiv:2005.00428](https://arxiv.org/abs/2005.00428).
- [17] Justin Malestein and Jing Tao. Self-similar surfaces: involutions and perfection, 2021. Preprint, [arXiv:2106.03681](https://arxiv.org/abs/2106.03681).
- [18] Kathryn Mann and Kasra Rafi. Large scale geometry of big mapping class groups, 2020. Preprint, [arXiv:1912.10914](https://arxiv.org/abs/1912.10914).
- [19] Alexander J. Rasmussen. WWP elements of big mapping class groups. *Groups, Geometry, and Dynamics*, 2019. To appear.
- [20] Ian Richards. On the classification of noncompact surfaces. *Transactions of the American Mathematical Society*, 106(2):259 – 259, 1963.
- [21] Christian Rosendal. Large scale geometry of metrisable groups, 2014. Preprint, [arXiv:1403.3106](https://arxiv.org/abs/1403.3106).