

SOFTHEBB: BAYESIAN INFERENCE IN UNSUPERVISED HEBBIAN SOFT WINNER-TAKE-ALL NETWORKS

Timoleon Moraitis*

Huawei Technologies - Zurich Research Center
Zurich, Switzerland
timoleon.moraitis@huawei.com

Dmitry Toichkin

Moscow, Russia
dima.toichkin@gmail.com

Yansong Chua

2012 Laboratories, Huawei Technologies
Shenzhen, China
james_4424@hotmail.com

Qinghai Guo*

2012 Laboratories, Huawei Technologies
Shenzhen, China
guoqinghai@huawei.com

ABSTRACT

State-of-the-art artificial neural networks (ANNs) require labelled data or feedback between layers, are often biologically implausible, and are vulnerable to adversarial attacks that humans are not susceptible to. On the other hand, Hebbian learning in winner-take-all (WTA) networks, is unsupervised, feed-forward, and biologically plausible. However, a modern objective optimization theory for WTA networks has been missing, except under very limiting assumptions. Here we derive formally such a theory, based on biologically plausible but generic ANN elements. Through Hebbian learning, network parameters maintain a Bayesian generative model of the data. There is no supervisory loss function, but the network does minimize cross-entropy between its activations and the input distribution. The key is a "soft" WTA where there is no absolute "hard" winner neuron, and a specific type of Hebbian-like plasticity of weights and biases. We confirm our theory in practice, where, in handwritten digit (MNIST) recognition, our Hebbian algorithm, SoftHebb, minimizes cross-entropy without having access to it, and outperforms the more frequently used, hard-WTA-based method. Strikingly, it even outperforms supervised end-to-end backpropagation, under certain conditions. Specifically, in a two-layered network, SoftHebb outperforms backpropagation when the training dataset is only presented once, when the testing data is noisy, and under gradient-based adversarial attacks. Notably, adversarial attacks that confuse SoftHebb are also confusing to the human eye. Finally, the model can generate interpolations of objects from its input distribution. All in all, SoftHebb extends Hebbian WTA theory with modern machine learning tools, thus making these networks relevant to pertinent issues in deep learning.

1 INTRODUCTION

State-of-the-art artificial neural networks (ANNs) achieve impressive results in a variety of machine intelligence tasks (Sejnowski, 2020). However, they largely rely on mechanisms that diverge from the original inspiration from biological neural networks (Bengio et al., 2015; Illing et al., 2019). As a result, only a small part of this prolific field also contributes to computational neuroscience. In fact, this biological implausibility is also an important issue for machine intelligence. For their impressive performance, ANNs trade off other desired properties, which are present in biological systems. For example, ANN training often demands very large and labelled datasets. When labels are unavailable, self-supervised learning schemes exist, where supervisory error signals generated by the network itself are exploited and backpropagated from the output towards the input to update the network's parameters (Goodfellow et al., 2014; Devlin et al., 2018; Chen et al., 2020). However, this global propagation of signals in deep networks introduces another limitation. Namely, it prevents

*Corresponding author

the implementation of efficient distributed computing hardware that would be based on only local signals from neighbouring physical nodes in the network, and is in contrast to the local synaptic plasticity rules that are believed to govern biological learning. Several pieces of work have been addressing parts of the biological implausibility and drawbacks of backpropagation in ANNs (Bengio et al., 2015; Lillicrap et al., 2016; Guerguiev et al., 2017; Pfeiffer & Pfeil, 2018; Illing et al., 2019; Pogodin & Latham, 2020; Millidge et al., 2020; Pogodin et al., 2021). Recently, an approximation to backpropagation that is mostly Hebbian, i.e. relies on mostly pre- and post-synaptic activity of each synapse, has been achieved by reducing the global error requirements to 1-bit information (Pogodin & Latham, 2020). Two schemes that further localize the signal that is required for a weight update are Equilibrium Propagation (Scellier & Bengio, 2017) and Predictive Coding (Millidge et al., 2020). Both methods approximate backpropagation through Hebbian-like learning, by delegating the global aspect of the computation, from a global error signal, to a global convergence of the network state to an equilibrium. This equilibrium is reached through several iterative steps of feed-forward and feed-back communication throughout the network, before the ultimate weight update by one training example. The biological plausibility and hardware-efficiency of this added iterative and heavily feedback-dependent process are open questions that begin to be addressed (Ernoult et al., 2020).

Moreover, learning through backpropagation, and presumably also its approximations, has another indication of biological implausibility, which also significantly limits ANN applicability. Namely, it produces networks that are confused by small adversarial perturbations of the input, which are imperceptible by humans. It has recently been proposed that a defence strategy of "deflection" of adversarial attacks may be the ultimate solution to that problem (Qin et al., 2020). Through this strategy, to cause confusion in the network's inferred class, the adversary is forced to generate such a changed input that really belongs to the distribution of a different input class. Intuitively, but also strictly by definition, this deflection is achieved if a human assigns to the perturbed input the same label that the network does. Deflection of adversarial attacks in ANNs has been demonstrated by an elaborate scheme that is based on detecting the attacks (Qin et al., 2020). However, the human ability to deflect adversarial perturbations likely does not rely on detecting them, but rather on effectively ignoring them, making the deflecting type of robustness an emergent property of biological computation rather than a defence mechanism. The biological principles that underlie this property of robustness are unclear, but it might emerge from the distinct algorithms that govern learning in the brain.

Therefore, what is missing is a biologically plausible model that can learn from fewer data-points, without labels, through local plasticity, and without feedback from distant layers. This model could then be tested for emergent adversarial robustness. A good candidate category of biological networks and learning algorithms is that of competitive learning. Neurons that compete for their activation through lateral inhibition are a common connectivity pattern in the superficial layers of the cerebral cortex (Douglas & Martin, 2004; Binzegger et al., 2004). This pattern is described as winner-take-all (WTA), because competition suppresses activity of weakly activated neurons, and emphasizes strong ones. Combined with Hebbian-like plasticity rules, WTA connectivity gives rise to competitive-learning algorithms. These networks and learning schemes have been long studied (Von der Malsburg, 1973) and a large literature based on simulations and analyses describes their functional properties. A WTA neuronal layer, depending on its specifics, can restore missing input signals (Rutishauser et al., 2011; Diehl & Cook, 2016), perform decision making i.e. winner selection (Hahnloser et al., 1999; Maass, 2000; Rutishauser et al., 2011) generate oscillations such as those that underlie brain rhythms (Cannon et al., 2014). Perhaps more importantly, its neurons can learn to become selective to different input patterns, such as orientation of visual bars in models of the primary visual cortex (Von der Malsburg, 1973), MNIST handwritten digits (Nessler et al., 2013; Diehl & Cook, 2015; Krotov & Hopfield, 2019), CIFAR10 objects (Krotov & Hopfield, 2019), spatiotemporal spiking patterns (Nessler et al., 2013), and can adapt dynamically to model changing objects (Moraitis et al., 2020). The WTA model is indeed biologically plausible, Hebbian plasticity is local, and learning is input-driven, relying on only feed-forward communication of neurons – properties that seem to address several of the limitations of ANNs. However, the model's applicability is limited to simple tasks, because, the theoretical literature related to Hebbian WTA remains surprisingly limiting, despite its long history, and the strong and productive community interest (Sanger, 1989; Földiák & Fdíl, 1989; Földiák, 1990; Linsker, 1992; Olshausen & Field, 1996; Bell & Sejnowski, 1995; Olshausen & Field, 1997; Lee et al., 1999; Nessler et al., 2013; Pehlevan & Chklovskii, 2014; Hu et al., 2014; Pehlevan & Chklovskii, 2015; Pehlevan et al., 2017; Isomura & Toyozumi, 2018).

It remains unclear which specific plasticity rule and structure could optimize a non-spiking WTA for Bayesian inference, how to minimize a common loss function such as cross-entropy despite unsupervised learning, and how a cortical or artificial WTA could represent varying families of probability distributions. In summary, on the theoretical side, an algorithm that is simultaneously normative, based on WTA networks and Hebbian unsupervised plasticity, performs Bayesian inference, and, importantly, is composed of conventional, i.e. non-spiking, ANN elements and is rigorously linked to modern ANN tools such as cross-entropy loss, would be an important advance but has been missing. On the practical side, evidence that Hebbian WTA networks could be useful for presently pertinent issues of modern ANNs such as adversarial robustness, generation of synthetic images, or faster learning, has remained limited. Here we aim to fill these gaps. Recently, when WTA networks were studied in a theoretical framework compatible with conventional machine learning (ML), but in the context of short-term as opposed to long-term Hebbian plasticity, it resulted in surprising practical advantages over supervised ANNs (Moraitis et al., 2020). A similar theoretical approach could also reveal unknown advantages of long-term Hebbian plasticity in WTA networks. In addition, it could provide insights into how a WTA microcircuit could participate in larger-scale computation by deeper cortical or artificial networks.

Here we construct "SoftHebb", a biologically plausible WTA model that is based on standard rate-based neurons as in ANNs, can accommodate various activation functions, and learns without labels, using local plasticity and only feed-forward communication, i.e. the properties we seek in an ANN. Importantly, it is equipped with a simple normalization of the layer's activations, and an optional temperature-scaling mechanism (Hinton et al., 2015), producing a soft WTA instead of selecting a single "hard" winner neuron. This allows us to prove formally that a SoftHebb layer is a generative mixture model that objectively minimizes its Kullback-Leibler (KL) divergence from the input distribution through Bayesian inference, thus providing a new formal ML-theoretic perspective of these networks. We complement our main results, which are theoretical, with experiments that are small-scale but produce intriguing results. As a generative model, SoftHebb has a broader scope than classification, but we test it in simulations on the tasks of recognizing MNIST handwritten digits and Fashion-MNIST fashion products. First, we confirm that SoftHebb is more accurate than a hard-WTA model. Second, we validate that it minimizes a loss function (cross-entropy) even though it has no access to it or to labels during learning. In addition, likely owing to its Bayesian and generative properties, the unsupervised WTA model outperforms a supervised two-layer perceptron in several aspects: learning speed and accuracy in the first presentation of the training dataset, robustness to noisy data, and increased robustness to one of the strongest white-box adversarial attacks, i.e. projected gradient descent (PGD) (Madry et al., 2017), and without any explicit defence. Interestingly, the SoftHebb model also exhibits inherent properties of deflection (Qin et al., 2020) of the adversarial attacks, and generates object interpolations.

2 THEORY

Definition 2.1 (The input assumptions). *Each observation $\mathbf{x} \in \mathbb{R}^n$ is generated by a hidden "cause" C from a finite set of K possible such causes: $C \in \{C_k, \forall k \leq K \in \mathbb{N}\}$. Therefore, the data is generated by a mixture of the probability distributions attributed to each of the K classes C_k :*

$$p(\mathbf{x}) = \sum_{k=1}^K p(\mathbf{x}|C_k)P(C_k). \quad (1)$$

In addition, the dimensions of \mathbf{x} , x_i are conditionally independent from each other, i.e. $p(\mathbf{x}) = \prod_{i=1}^n p(x_i)$. The number K of the true causes or classes of the data is assumed to be known.

The term "cause" is used here in the sense of causal inference. It is important to emphasize that the true cause of each input is hidden, i.e. not known. In the case of a labelled dataset, labels may correspond to causes, and the labels are deleted before presenting the training data to the model. We choose a mixture model that corresponds to the data assumptions but is also interpretable in neural terms (Paragraph 2.4):

Definition 2.2 (The generative probabilistic mixture model). *We consider a mixture model distribution q : $q(\mathbf{x}) = \sum_{k=1}^K q(\mathbf{x}|C_k)Q(C_k)$, approximating the data distribution p . We choose specifically a mixture of exponentials and we parametrize $Q(C_k; w_{0k})$ also as an exponential, specifi-*

cally:

$$q(x_i|C_k; w_{ik}) = e^{w_{ik} \frac{x_i}{\|\mathbf{x}\|}}, \forall k \quad (2)$$

$$Q(C_k; w_{0k}) = e^{w_{0k}}, \forall k. \quad (3)$$

In addition, the parameter vectors are subject to the normalization constraints: $\|\mathbf{w}_k\| = 1, \forall k$, and $\sum_{k=1}^K e^{w_{0k}} = 1$.

The model we have chosen is a reasonable choice because it factorizes similarly to the data of Definition 2.1:

$$q_k := q(\mathbf{x}|C_k; \mathbf{w}_k) = \prod_{i=1}^n q(x_i|C_k; w_{ik}) = e^{\sum_{i=1}^n w_{ik} \frac{x_i}{\|\mathbf{x}\|}} = e^{u_k}, \quad (4)$$

where $u_k = \frac{\mathbf{w}_k \cdot \mathbf{x}}{\|\mathbf{w}_k\| \cdot \|\mathbf{x}\|}$, i.e. the cosine similarity of the two vectors. A similar probabilistic model was used in related previous theoretical work (Nessler et al., 2009; 2013; Moraitis et al., 2020), but for different data assumptions, and with certain further constraints to the model. Namely, (Nessler et al., 2009; 2013) considered data that was binary, and created by a population code, while the model was stochastic. These works provide the foundation of our derivation, but here we consider the more generic scenario where data are continuous-valued and input directly into the model, which is deterministic and, as we will show, more compatible with standard ANNs. In (Moraitis et al., 2020), data had particular short-term temporal dependencies, whereas here we consider the distinct case of independent and identically distributed (i.i.d.) input samples. The Bayes-optimal parameters of a model mixture of exponentials can be found analytically as functions of the input distribution’s parameters, and the model is equivalent to a soft winner-take-all neural network (Moraitis et al., 2020). After describing this, we will prove here that Hebbian plasticity of synapses combined with local plasticity of the neuronal biases sets the parameters to their optimal values.

Theorem 2.3 (The optimal parameters of the model). *The parameters that minimize the KL divergence of such a mixture model from the data are, for every k ,*

$${}_{opt}w_{0k} = \ln P(C_k) \quad (5)$$

$$\text{and } {}_{opt}\mathbf{w}_k^* = \frac{{}_{opt}\mathbf{w}_k}{\|{}_{opt}\mathbf{w}_k\|} = \frac{\mu_{p_k}(\mathbf{x})}{\|\mu_{p_k}(\mathbf{x})\|}, \quad (6)$$

where ${}_{opt}\mathbf{w}_k = c \cdot \mu_{p_k}(\mathbf{x}), c \in \mathbb{R}^+, \mu_{p_k}(\mathbf{x})$ is the mean of the distribution p_k , and $p_k := p(\mathbf{x}|C_k)$.

In other words, the optimal parameter vector of each component k in this mixture is proportional to the mean of the corresponding component of the input distribution, i.e. it is a centroid of the component. In addition, the optimal parameter of the model’s prior $Q(C_k)$ is the logarithm of the corresponding component’s prior probability. The Theorem’s proof was provided in the supplementary material of (Moraitis et al., 2020), but for completeness we also provide it in our Appendix. These centroids and priors of the input’s component distributions, as well as the method of their estimation, however, are different for different input assumptions, and we will derive a learning rule that provably sets the parameters to their Maximum Likelihood Estimate for the inputs addressed here. The learning rule is a Hebbian type of synaptic plasticity combined with a plasticity for neuronal biases. Before providing the rule and the related proof, we will describe how our mixture model is equivalent to a WTA neural network.

2.4 EQUIVALENCE OF THE PROBABILISTIC MODEL TO A WTA NEURAL NETWORK

The cosine similarity between the input vector and each centroid’s parameters underpins the model (Eq. 4). This similarity is precisely computed by a linear neuron that receives normalized inputs $\mathbf{x}^* := \frac{\mathbf{x}}{\|\mathbf{x}\|}$, and that normalizes its vector of synaptic weights: $\mathbf{w}_k^* := \frac{\mathbf{w}_k}{\|\mathbf{w}_k\|}$. Specifically, the neuron’s summed weighted input $u_k = \mathbf{w}_k^* \cdot \mathbf{x}^*$ then determines the cosine similarity of an input sample to the weight vector, thus computing the likelihood function of each component of the input mixture (Eq. 2). The bias term of each neuron can store the parameter w_{0k} of the prior $Q(C_k; w_{0k})$. Based on these, it can also be shown that a set of K such neurons can actually compute the Bayesian posterior, if the neurons are connected in a configuration that implements softmax. Softmax has a biologically-plausible implementation through lateral inhibition (divisive normalization) between

neurons (Nessler et al., 2009; 2013; Moraitis et al., 2020). Specifically, based on the model of Definition 2.2, the posterior probability is

$$Q(C_k|\mathbf{x}) = \frac{e^{u_k + w_{0k}}}{\sum_{l=1}^K e^{u_l + w_{0l}}}. \quad (7)$$

But in the neural description, $u_k + w_{0k}$ the activation of the k -th linear neuron. That is, Eq. 7 shows that the result of Bayesian inference of the hidden cause from the input $Q(C_k|\mathbf{x})$ is found by a softmax operation on the linear neural activations. In this equivalence, we will be using $y_k := Q(C_k|\mathbf{x}; \mathbf{w})$ to symbolize the softmax output of the k -th neuron, i.e. the output after the WTA operation, interchangeably with $Q(C_k|\mathbf{x})$. It can be seen in Eq. 7 that the probabilistic model has one more, alternative, but equivalent neural interpretation. Specifically, $Q(C_k|\mathbf{x})$ can be described as the output of a neuron with exponential activation function (numerator in Eq. 7) that is normalized by its layer’s total output (denominator). This is equally accurate, and more directly analogous to the biological description (Nessler et al., 2009; 2013; Moraitis et al., 2020). This shows that the exponential activation of each individual neuron k directly equals the k -th exponential component distribution of the generative mixture model (Eq. 4). Therefore the softmax-configured linear neurons, or the equivalent normalized exponential neurons, fully implement the generative model of Definition 2.2, and also infer the Bayesian posterior probability given an input and the model parameters. However, the problem of calculating the model’s parameters from data samples is a difficult one, if the input distribution’s parameters are unknown. In the next sections we will show that this neural network can find these optimal parameters through Bayesian inference, in an unsupervised and on-line manner, based on only local Hebbian plasticity.

2.5 A HEBBIAN RULE THAT OPTIMIZES THE WEIGHTS

Several Hebbian-like rules exist and have been combined with WTA networks. For example, in the case of stochastic binary neurons and binary population-coded inputs, it has been shown that weight updates with an exponential weight-dependence find the optimal weights (Nessler et al., 2009; 2013). Oja’s rule is another candidate (Oja, 1982). An individual linear neuron equipped with this learning rule finds the first principal component of the input data (Oja, 1982). A variation of Oja’s rule combined with hard-WTA networks and additional mechanisms has achieved good experimental results performance on classification tasks (Krotov & Hopfield, 2019), but lacks the theoretical underpinning that we aim for. Here we propose a Hebbian-like rule for which we will show it optimizes the soft WTA’s generative model. The rule is similar to Oja’s rule, but considers, for each neuron k , both its linear weighted summation of the inputs u_k , and its nonlinear output of the WTA y_k :

$$\Delta w_{ik}^{(SoftHebb)} := \eta \cdot y_k \cdot (x_i - u_k w_{ik}), \quad (8)$$

where w_{ik} is the synaptic weight from the i -th input to the k -th neuron, and η is the learning rate hyperparameter. By solving the equation $E[\Delta w_{ik}] = 0$ where $E[\cdot]$ is the expected value over the input distribution, we can show that, with this rule, there exists a stable equilibrium value of the weights, and this equilibrium value is an optimal value according to Theorem 2.3:

Theorem 2.5. *The equilibrium weights of the SoftHebb synaptic plasticity rule are*

$$w_{ik}^{SoftHebb} = c \cdot \mu_{pk}(x_i) = {}_{opt}w_{ik}, \text{ where } c = \frac{1}{\|\mu_{pk}(\mathbf{x})\|}. \quad (9)$$

The proof is provided in the Appendix. Therefore, our update rule (Eq. 8) optimizes the weights of the neural network.

2.6 LOCAL LEARNING OF NEURONAL BIASES AS BAYESIAN PRIORS

For the complete optimization of the model, the neuronal biases w_{0k} must also be optimized to satisfy Eq. 5, i.e. to optimize the Bayesian prior belief for the probability distribution over the K input causes. We define the following rate-based rule inspired from the spike-based bias rule of (Nessler et al., 2013):

$$\Delta w_{0k}^{SoftHebb} = \eta e^{-w_{0k}} (y_k - e^{w_{0k}}). \quad (10)$$

With the same technique we used for Theorem 2.5, we also provide proof in the Appendix that the equilibrium of the bias with this rule matches the optimal value ${}_{opt}w_{0k} = \ln P(C_k)$ of Theorem 2.3:

Theorem 2.6. *The equilibrium biases of the SoftHebb bias learning rule are*

$$w_{0k}^{SoftHebb} = \ln P(C_k) = {}_{opt}w_{0k}. \quad (11)$$

2.7 ALTERNATE ACTIVATION FUNCTIONS

The model of Definition 2.2 uses for each component $p(\mathbf{x}|C_k)$ an exponential probability distribution with a base of Euler’s e , equivalent to a model using similarly exponential neurons (Subsection 2.4). Depending on the task, different probability distribution shapes, i.e. different neuronal activation functions, may be better models. This is compatible with our theory (see Appendix B). Firstly, the base of the exponential activation function can be chosen differently, resulting in a softmax function with a different base, such that Eq. 7 becomes more generally $Q(C_k|\mathbf{x}) = \frac{b^{u_k+w_{0k}}}{\sum_{l=1}^K b^{u_l+w_{0l}}}$. This is equivalent to Temperature Scaling (Hinton et al., 2015), a mechanism that also maintains the probabilistic interpretation of the output. It can also be implemented by a normalized layer of exponential neurons, and are compatible with our theoretical derivations and the optimization by the plasticity rule of Eq. 8. Moreover, we show in the Appendix that soft WTA models can be constructed by rectified linear units (ReLU) or in general by neurons with any non-negative monotonically increasing activation function, and their weights are also optimized by the same plasticity rule.

2.8 CROSS-ENTROPY AND TRUE CAUSES, AS OPPOSED TO LABELS

It is important to note that, in labelled datasets, the labels that have been assigned by a human supervisor may not correspond exactly to the true causes that generate the data, which SoftHebb infers. For example, consider MNIST. The 10 labels indicating the 10 decimal digits do not correspond exactly to the true cause of each example image. In reality, the cause C of each MNIST example in the sense implied by causal inference is not the digit cause itself, but a combination of a single digit cause D , which is the MNIST label, with one of many handwriting styles S . That is, the probabilistic model is such that in the Eq. $P(\mathbf{x}) = \sum_k P(\mathbf{x}|C_k)P(C_k)$ of Definition 2.1, the cause C of each sample is dual, i.e. there exists a digit D_d ($d \in [0, 9]$) and a style S_s such that

$$P(C_k) := P(C = C_k) = P(D_d)P(S_s) \neq P(D_d). \quad (12)$$

$$\text{and } P(D_d) = \sum_k P(C_k)P(D_d|C_k). \quad (13)$$

This is important for our unsupervised model. To illustrate this point, a network with K competing neurons trained on MNIST may learn not to specialize to K digits D , but rather to K handwriting styles S of one digit D_d , or in general K combinations of digits with styles – combinations, which are the true causes C that generate the data. This leads in this case to a mismatch between the labels D , and the true causes C of the data. Therefore, given the labels and not the causes, it is not obvious which number K should be chosen for the number of neurons. Practically speaking, K can be chosen using common heuristics from cluster analysis. It is also not obvious how to measure the loss of the WTA network during the learning process, since the ground truth for causes C is missing. We will now provide the theoretical tools for achieving this loss-evaluation based on the labels. Even though SoftHebb is a generative model, it can be used for discrimination of the input classes C_k , using Bayes’ theorem. More formally, the proof of Theorem 2.3 involved showing that SoftHebb minimizes the KL divergence of the model $q(\mathbf{x})$ from the data $p(\mathbf{x})$. Based on this it can be shown that the algorithm also minimizes its cross-entropy $H_Q^{causes} := H(P(C), Q(C|\mathbf{x}))$ of the causes $Q(C_k|\mathbf{x})$ that it infers, from the true causes of the data $P(C_k)$: $\mathbf{w}^{SoftHebb} = \arg \min_{\mathbf{w}} H_Q^{causes}$. An additional consequence is that by minimizing H^{causes} , SoftHebb also minimizes its label-based cross-entropy $H_Q^{labels} := H(P(D_d), Q(D_d))$ between the true labels $P(D_d)$ and the implicitly inferred labels $Q(D_d)$:

$$Q(D_d) := \sum_k Q(C_k)P(D_d|C_k) \quad (14)$$

$$\mathbf{w}^{SoftHebb} = \arg \min_{\mathbf{w}} H_Q^{causes} = \arg \min_{\mathbf{w}} H_Q^{labels}. \quad (15)$$

This is because, in Eqs. 13 and 14, the dependence of the labels on the true causes $P(D_d|C_k)$ is fixed by the data generation process. To obtain $Q(D_d|\mathbf{x})$ and measure the cross-entropy, the causal structure $P(D_d|C)$ is missing, but it can be represented by a supervised classifier $Q_2(D_d|Q(C|\mathbf{x}))$ of SoftHebb’s outputs, trained using the labels D_d . Therefore, by (a) unsupervised training of SoftHebb, then (b) training a supervised classifier on top, and finally (c1) repeating the training of SoftHebb with the same initial weights and ordering of the training inputs, while (c2) measuring the trained classifier’s loss, we can observe the cross-entropy loss H^{labels} of SoftHebb while it is being minimized, and infer that H^{causes} is also minimized (Eq. 15). We call this the post-hoc cross-entropy

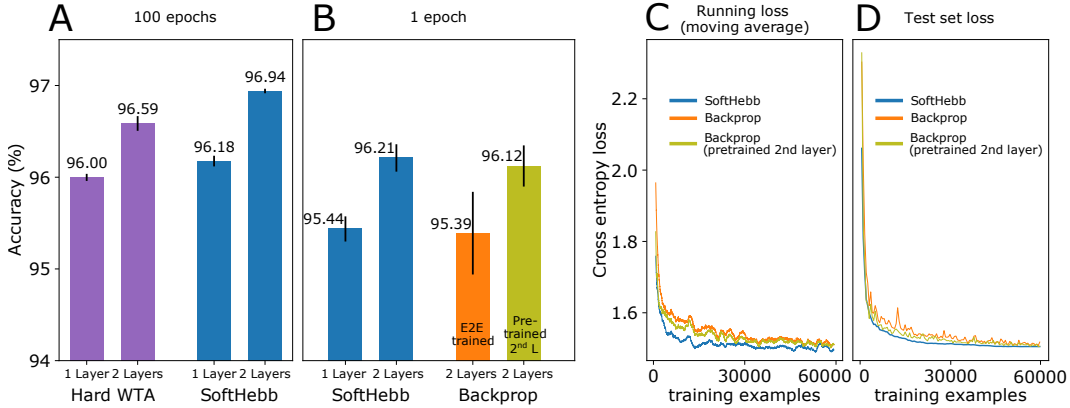


Figure 1: Performance of SoftHebb on MNIST compared to hard-WTA and backpropagation.

method, and we have used it in our experiments (Section 3.2 and Fig. 1 C and D) to evaluate the learning process in a theoretically sound manner.

3 EXPERIMENTS

3.1 MNIST ACCURACY VS HARD WTA

We implemented the theoretical SoftHebb model in simulations and tested it in the task of learning to classify MNIST handwritten digits. The network received the MNIST frames normalized by their Euclidean norm, and the plasticity rule we derived updated its weights and biases in an unsupervised manner. We used $K = 2000$ neurons. First we trained the network for 100 epochs, i.e. randomly ordered presentations of the 60000 training digits. In our validation testing we found that softmax with a base of 1000 (see Section 2.7) performed best. The learning rate η of Eq. 8 decreased linearly from 0.03 to 0 throughout training. Each training experiment we will describe was repeated five times with varying random initializations and input order. We will report the mean and standard deviation of accuracies. Inference of the input labels by the WTA network of 2000 neurons was performed in two different ways. The first approach is single-layer, where after training the network we assigned a label to each of the 2000 neurons, in a standard approach that is used in unsupervised clustering. Namely, for each neuron, we found the label of the training set that makes it win the WTA competition most often. In this single-layer approach, this is the only time when labels were used, and at no point were weights updated using labels. The second approach was two-layer and based on supervised training of a perceptron classifier on top of the WTA layer. The classifier layer was trained with the Adam optimizer and cross-entropy loss for 60 epochs, while the previously-trained WTA parameters were frozen.

SoftHebb achieved an accuracy of $(96.18 \pm 0.06)\%$ and $(96.94 \pm 0.02)\%$ in its 1- and 2-layer form respectively. To confirm the strength of the soft WTA approach combined with training the priors through biases, which makes the network Bayesian, we also trained the weights of a network with a hard-WTA setup, i.e. where the strongest-activated neuron’s output y_k is 1, and the other neurons are suppressed to 0, for each input. We found that an initial learning rate of 0.05 was best for the hard-WTA network. The SoftHebb model outperformed the hard WTA (Fig. 1A). However, SoftHebb’s accuracy is significantly lower than a multi-layer perceptron (MLP) with one hidden layer of also 2000 neurons that is trained end-to-end exhaustively. The MLP achieves a $(98.33 \pm 0.06)\%$ accuracy (not shown in the figure). This is expected, due to end-to-end training, supervision, and the MLP being a discriminative model as opposed to a generative model merely applied to a classification task, as SoftHebb is. If the Bayesian and generative aspects that follow from our theory were not required, several additional mechanisms exist to enhance the discriminative power of WTA networks (Krotov & Hopfield, 2019), and even a random projection layer instead of a trained WTA performs well (Illing et al., 2019). The generative approach however has its own advantages even for a discriminative task, and we will show some of these here.

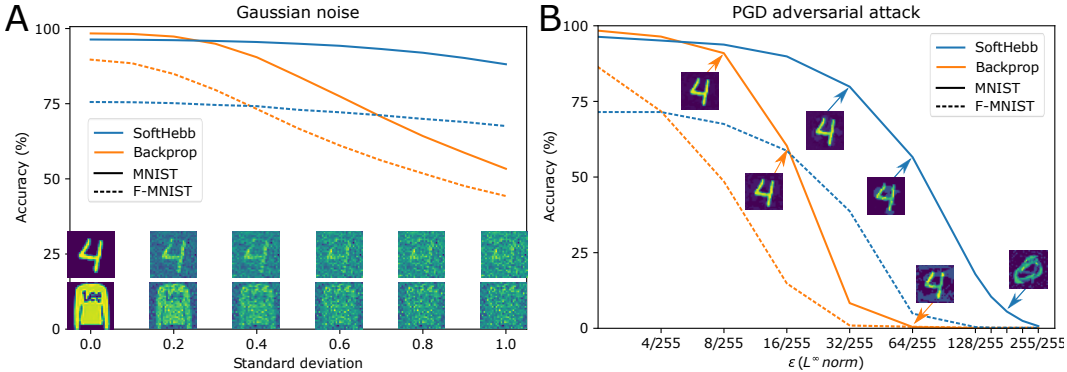


Figure 2: Noise and adversarial attack robustness of SoftHebb and of backpropagation-trained MLP on MNIST and Fashion-MNIST. The insets show one example from the testing set and its perturbed versions, for increasing perturbations. (A) SoftHebb is highly robust to noise. (B) MLP’s MNIST accuracy drops to 60% by hardly perceptible perturbations ($\epsilon = 16/255$), while SoftHebb requires visually noticeable perturbations ($\epsilon = 64/255$) for similar drop in performance. At that degree of perturbation, the MLP has already dropped to zero. SoftHebb deflects the attack: it forces the attacker to produce examples of truly different classes - the original digit "4" is perturbed to look like a "0" (see also Fig. 3).

3.2 CROSS-ENTROPY MINIMIZATION AND SINGLE-EPOCH ADVANTAGE OVER BACKPROPAGATION

First, we show as a validation of the theory that the SoftHebb model minimizes cross-entropy H_Q^{causes} of its activations from its input’s causes, even though no explicit loss is provided. According to our post-hoc cross-entropy method (Section 2.8), as a proxy we observed the minimization of H_Q^{labels} during the first epoch of on-line Hebbian learning. The loss on the training inputs as they appear (running loss), as well as on the whole testing dataset can be seen in Fig. 1C and D respectively (blue curves). The method allows us to observe the discriminative aspect of the generative model, as it is optimized. After this one epoch, the accuracy of the 1-layer form of the SoftHebb model is $(95.44 \pm 0.14)\%$. The 2-layer form is again obtained by training a supervised classifier output layer for 60 epochs, and its accuracy is $(96.21 \pm 0.15)\%$ (Fig. 1B, blue bars). We then also train for a single epoch a 2-layer MLP with a hidden-layer of 2000 neurons, with backpropagation of stochastic gradient descent (SGD) and cross-entropy loss. We found, through grid search, the optimal minibatch size and learning rate of the MLP (4 and 0.2 respectively). The MLP achieves an accuracy of $(95.39 \pm 0.45)\%$ (Fig. 1B, orange bar), if we exclude one run of the experiment which only achieved an accuracy of 86.92%. Surprisingly, it not surpass SoftHebb, not even in its 1-layer form. In addition, the cross-entropy of the SoftHebb model is visibly minimized faster than through SGD (orange curves of Fig. 1C & D). It is possible that SoftHebb’s advantage in terms of loss and accuracy is a side-effect of pre-training the second layer when obtaining SoftHebb’s post-hoc cross-entropy, or of that layer’s 60-epoch training. To test this possibility, we similarly obtained a trained version of the MLP’s output layer alone, and then trained its first layer with backpropagation and the second layer frozen. Meanwhile, we recorded its loss, thus obtaining its own version of post-hoc cross-entropy (1C & D, yellow curve). SoftHebb still showed an advantage in terms of loss minimization speed, and its 2-layer form’s accuracy is still not surpassed (1B, blue & yellow bars), despite the fully unsupervised and local learning in the core of the network. Moreover, the figure shows that the minimization of the loss on the general test set by SoftHebb is smoother than the running loss, while SGD’s test-set loss is influenced by the specifics of the individual training examples. This may indicate stronger generalization by the SoftHebb model, emerging from its Bayesian and generative nature. If this is true, SoftHebb may be more robust to input perturbations.

3.3 ROBUSTNESS TO NOISE AND ADVERSARIAL ATTACKS - GENERATIVE ADVERSARIAL PROPERTIES

Indeed, we tested the trained SoftHebb and MLP models for robustness, and found that SoftHebb is significantly more robust than the backprop-trained MLP, both to added Gaussian noise and to PGD adversarial attacks (see Fig. 2). PGD (Madry et al., 2017) produces perturbations in a direction

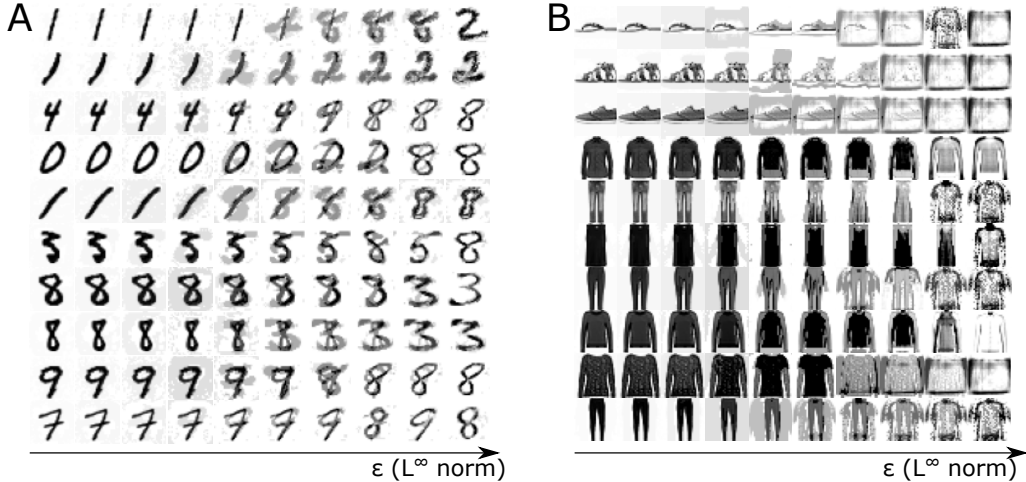


Figure 3: Examples generated by the adversarial pair PGD attacker/SoftHebb model. SoftHebb’s inherent tendency to deflect the attack towards truly different classes is visible. This tendency can be repurposed to generate interpolations between different classes of the data distribution, a generative property previously unknown for such simple networks.

that maximizes the loss of each targeted network, and in size controlled by a parameter ϵ . Strikingly, SoftHebb has a visible tendency to deflect the attacks, i.e. its confusing examples actually belong to a perceptually different class (Fig. 2B and 3). This effectively nullifies the attack and was previously shown in elaborate state-of-the-art adversarial-defence models (Qin et al., 2020). The pair of the adversarial attacker with the generative SoftHebb model essentially composes a generative adversarial network (GAN), even though the term is usually reserved for pairs *trained* in tandem (Goodfellow et al., 2014; Creswell et al., 2018). As a result, the model could inherit certain properties of GANs. It can be seen that it is able to generate interpolations between input classes (Fig. 3). The parameter ϵ of the adversarial attack can control the balance between the interpolated objects. Similar functionality has existed in the realm of GANs (Radford et al., 2015), autoencoders (Berthelot et al., 2018), and other deep neural networks (Bojanowski et al., 2017), but was not known for simple biologically-plausible models.

3.4 GENERALIZABILITY OF THE ALGORITHM TO OTHER DATASETS: FASHION-MNIST

Finally, we trained SoftHebb on a more difficult dataset, namely Fashion-MNIST (Xiao et al., 2017) which contains grey-scale images of clothing products. A supervised MLP of the same size achieved a test accuracy of $(88.7 \pm 0.34)\%$ on this task. We used the exact same SoftHebb model and hyperparameters that we used on MNIST, without any adjustment for the changed dataset. Still, the model achieved an accuracy of $(75.14 \pm 0.17)\%$. In addition, with very small adversarial perturbations, the MLP drops to an accuracy lower than the SoftHebb model despite our generic training, while SoftHebb’s robustness is reconfirmed (dashed lines in Fig. 2) as are its generative interpolations (Fig. 3B).

4 DISCUSSION

We have described SoftHebb, a biologically plausible model that is unsupervised, local, and requires no error or other feedback from upper layers. The model consists of elements fully compatible with conventional ANNs. We have shown the importance of soft competition in rate-based WTA networks, and derived formally the plasticity that optimizes the network through Bayesian computations and learns a generative model of the input distribution. We also developed a method for quantifying its unsupervised discriminative loss in a theoretically sound manner. Our experiments are small, but they confirm our optimization theory, and show that SoftHebb has significant strengths that emerge from its unsupervised, generative, and Bayesian nature. It is intriguing that, through biological plausibility, emerge properties commonly associated with biological intelligence, such as speed of learning, robustness to noise and adversarial attacks, and deflection of the attacks. In particular,

its ability to learn better than even supervised networks when training time is limited is interesting for resource-limited neuromorphic applications. Its robustness to noise and adversarial attacks is impressive, considering that it is intrinsic and was not instilled by specialized defences. SoftHebb tends to not merely be robust to attacks, but actually deflect them. We also showed that these networks can generate image interpolations in the latent space. However, the model is quite limited compared to state-of-the-art ML, if classification accuracy, exhaustive training, and unperturbed inputs are the benchmark. To address this, its potential integration into multilayer networks should be explored using our new tools. This could also provide insights into the role of WTA microcircuits in larger networks in cortex. A first approach to such multilayer networks could be by stacking individually-trained layers. The remaining piece to successfully integrate SoftHebb in deep networks is to make the learned representation in each layer distributed, in spite of a WTA approach. SoftHebb is indeed more distributed than a hard WTA, and further-distributed features may be achieved by localized receptive fields (Pogodin et al., 2021) similar to area V1 of cortex (Hubel & Wiesel, 1962).

REFERENCES

- Anthony J Bell and Terrence J Sejnowski. An information-maximization approach to blind separation and blind deconvolution. *Neural computation*, 7(6):1129–1159, 1995.
- Yoshua Bengio, Dong-Hyun Lee, Jorg Bornschein, Thomas Mesnard, and Zhouhan Lin. Towards biologically plausible deep learning. *arXiv preprint arXiv:1502.04156*, 2015.
- David Berthelot, Colin Raffel, Aurko Roy, and Ian Goodfellow. Understanding and improving interpolation in autoencoders via an adversarial regularizer. *arXiv preprint arXiv:1807.07543*, 2018.
- Tom Binzegger, Rodney J Douglas, and Kevan AC Martin. A quantitative map of the circuit of cat primary visual cortex. *Journal of Neuroscience*, 24(39):8441–8453, 2004.
- Piotr Bojanowski, Armand Joulin, David Lopez-Paz, and Arthur Szlam. Optimizing the latent space of generative networks. *arXiv preprint arXiv:1707.05776*, 2017.
- Jonathan Cannon, Michelle M McCarthy, Shane Lee, Jung Lee, Christoph Börgers, Miles A Whittington, and Nancy Kopell. Neurosystems: brain rhythms and cognitive processing. *European Journal of Neuroscience*, 39(5):705–719, 2014.
- Ting Chen, Simon Kornblith, Mohammad Norouzi, and Geoffrey Hinton. A simple framework for contrastive learning of visual representations. In *International conference on machine learning*, pp. 1597–1607. PMLR, 2020.
- Antonia Creswell, Tom White, Vincent Dumoulin, Kai Arulkumaran, Biswa Sengupta, and Anil A Bharath. Generative adversarial networks: An overview. *IEEE Signal Processing Magazine*, 35(1): 53–65, 2018.
- Jacob Devlin, Ming-Wei Chang, Kenton Lee, and Kristina Toutanova. Bert: Pre-training of deep bidirectional transformers for language understanding. *arXiv preprint arXiv:1810.04805*, 2018.
- Peter U Diehl and Matthew Cook. Unsupervised learning of digit recognition using spike-timing-dependent plasticity. *Frontiers in computational neuroscience*, 9:99, 2015.
- Peter U Diehl and Matthew Cook. Learning and inferring relations in cortical networks. *arXiv preprint arXiv:1608.08267*, 2016.
- Rodney J Douglas and Kevan AC Martin. Neuronal circuits of the neocortex. *Annu. Rev. Neurosci.*, 27:419–451, 2004.
- Maxence Ernout, Julie Grollier, Damien Querlioz, Yoshua Bengio, and Benjamin Scellier. Equilibrium propagation with continual weight updates. *arXiv preprint arXiv:2005.04168*, 2020.
- Peter Földiák. Forming sparse representations by local anti-hebbian learning. *Biological cybernetics*, 64(2):165–170, 1990.
- Peter Földiák and Peter Fdilir. Adaptive network for optimal linear feature extraction. 1989.
- Ian J Goodfellow, Jean Pouget-Abadie, Mehdi Mirza, Bing Xu, David Warde-Farley, Sherjil Ozair, Aaron Courville, and Yoshua Bengio. Generative adversarial networks. *arXiv preprint arXiv:1406.2661*, 2014.
- Jordan Guerguiev, Timothy P Lillicrap, and Blake A Richards. Towards deep learning with segregated dendrites. *ELife*, 6:e22901, 2017.
- Richard Hahnloser, Rodney J Douglas, Misha Mahowald, and Klaus Hepp. Feedback interactions between neuronal pointers and maps for attentional processing. *nature neuroscience*, 2(8):746–752, 1999.
- Geoffrey Hinton, Oriol Vinyals, and Jeff Dean. Distilling the knowledge in a neural network. *arXiv preprint arXiv:1503.02531*, 2015.

- Tao Hu, Cengiz Pehlevan, and Dmitri B Chklovskii. A hebbian/anti-hebbian network for online sparse dictionary learning derived from symmetric matrix factorization. In *2014 48th Asilomar Conference on Signals, Systems and Computers*, pp. 613–619. IEEE, 2014.
- David H Hubel and Torsten N Wiesel. Receptive fields, binocular interaction and functional architecture in the cat’s visual cortex. *The Journal of physiology*, 160(1):106–154, 1962.
- Bernd Illing, Wulfram Gerstner, and Johanni Brea. Biologically plausible deep learning—but how far can we go with shallow networks? *Neural Networks*, 118:90–101, 2019.
- Takuya Isomura and Taro Toyozumi. Error-gated hebbian rule: A local learning rule for principal and independent component analysis. *Scientific reports*, 8(1):1–11, 2018.
- Dmitry Krotov and John J Hopfield. Unsupervised learning by competing hidden units. *Proceedings of the National Academy of Sciences*, 116(16):7723–7731, 2019.
- Te-Won Lee, Mark Girolami, and Terrence J Sejnowski. Independent component analysis using an extended infomax algorithm for mixed subgaussian and supergaussian sources. *Neural computation*, 11(2):417–441, 1999.
- Timothy P Lillicrap, Daniel Cownden, Douglas B Tweed, and Colin J Akerman. Random synaptic feedback weights support error backpropagation for deep learning. *Nature communications*, 7(1): 1–10, 2016.
- Ralph Linsker. Local synaptic learning rules suffice to maximize mutual information in a linear network. *Neural Computation*, 4(5):691–702, 1992.
- Wolfgang Maass. On the computational power of winner-take-all. *Neural computation*, 12(11): 2519–2535, 2000.
- Aleksander Madry, Aleksandar Makelov, Ludwig Schmidt, Dimitris Tsipras, and Adrian Vladu. Towards deep learning models resistant to adversarial attacks. *arXiv preprint arXiv:1706.06083*, 2017.
- Beren Millidge, Alexander Tschantz, and Christopher L Buckley. Predictive coding approximates backprop along arbitrary computation graphs. *arXiv preprint arXiv:2006.04182*, 2020.
- Timoleon Moraitis, Abu Sebastian, and Evangelos Eleftheriou. Short-term synaptic plasticity optimally models continuous environments, 2020.
- Bernhard Nessler, Michael Pfeiffer, and Wolfgang Maass. Stdp enables spiking neurons to detect hidden causes of their inputs. *Advances in neural information processing systems*, 22:1357–1365, 2009.
- Bernhard Nessler, Michael Pfeiffer, Lars Buesing, and Wolfgang Maass. Bayesian computation emerges in generic cortical microcircuits through spike-timing-dependent plasticity. *PLoS computational biology*, 9(4):e1003037, 2013.
- Erkki Oja. Simplified neuron model as a principal component analyzer. *Journal of mathematical biology*, 15(3):267–273, 1982.
- Bruno A Olshausen and David J Field. Emergence of simple-cell receptive field properties by learning a sparse code for natural images. *Nature*, 381(6583):607–609, 1996.
- Bruno A Olshausen and David J Field. Sparse coding with an overcomplete basis set: A strategy employed by v1? *Vision research*, 37(23):3311–3325, 1997.
- Cengiz Pehlevan and Dmitri Chklovskii. A normative theory of adaptive dimensionality reduction in neural networks. In C. Cortes, N. Lawrence, D. Lee, M. Sugiyama, and R. Garnett (eds.), *Advances in Neural Information Processing Systems*, volume 28. Curran Associates, Inc., 2015. URL <https://proceedings.neurips.cc/paper/2015/file/861dc9bd7f4e7dd3cccd534d0ae2a2e9-Paper.pdf>.

- Cengiz Pehlevan and Dmitri B Chklovskii. A hebbian/anti-hebbian network derived from online non-negative matrix factorization can cluster and discover sparse features. In *2014 48th Asilomar Conference on Signals, Systems and Computers*, pp. 769–775. IEEE, 2014.
- Cengiz Pehlevan, Alexander Genkin, and Dmitri B Chklovskii. A clustering neural network model of insect olfaction. In *2017 51st Asilomar Conference on Signals, Systems, and Computers*, pp. 593–600. IEEE, 2017.
- Michael Pfeiffer and Thomas Pfeil. Deep learning with spiking neurons: opportunities and challenges. *Frontiers in neuroscience*, 12:774, 2018.
- Roman Pogodin and Peter E Latham. Kernelized information bottleneck leads to biologically plausible 3-factor hebbian learning in deep networks. *arXiv preprint arXiv:2006.07123*, 2020.
- Roman Pogodin, Yash Mehta, Timothy P Lillicrap, and Peter E Latham. Towards biologically plausible convolutional networks. *arXiv preprint arXiv:2106.13031*, 2021.
- Yao Qin, Nicholas Frosst, Colin Raffel, Garrison Cottrell, and Geoffrey Hinton. Deflecting adversarial attacks. *arXiv preprint arXiv:2002.07405*, 2020.
- Alec Radford, Luke Metz, and Soumith Chintala. Unsupervised representation learning with deep convolutional generative adversarial networks. *arXiv preprint arXiv:1511.06434*, 2015.
- Ueli Rutishauser, Rodney J Douglas, and Jean-Jacques Slotine. Collective stability of networks of winner-take-all circuits. *Neural computation*, 23(3):735–773, 2011.
- Terence D Sanger. Optimal unsupervised learning in a single-layer linear feedforward neural network. *Neural networks*, 2(6):459–473, 1989.
- Benjamin Scellier and Yoshua Bengio. Equilibrium propagation: Bridging the gap between energy-based models and backpropagation. *Frontiers in computational neuroscience*, 11:24, 2017.
- Terrence J Sejnowski. The unreasonable effectiveness of deep learning in artificial intelligence. *Proceedings of the National Academy of Sciences*, 117(48):30033–30038, 2020.
- Chr Von der Malsburg. Self-organization of orientation sensitive cells in the striate cortex. *Kybernetik*, 14(2):85–100, 1973.
- Han Xiao, Kashif Rasul, and Roland Vollgraf. Fashion-mnist: a novel image dataset for benchmarking machine learning algorithms, 2017.

APPENDIX A THEOREM PROOFS

Proof of Theorem 2.3. The parameters of model q are optimal $\mathbf{w} = {}_{opt}\mathbf{w}$ if they minimize the model's Kullback-Leibler divergence with the data distribution p . $D_{KL}(p(\mathbf{x})||q(\mathbf{x}; \mathbf{w}))$. Because $p_k := p(\mathbf{x}|C_k)$ is independent from p_l , and $q_k := q(\mathbf{x}|C_k; \mathbf{w}_k)$ is independent from \mathbf{w}_l for every $l \neq k$, we can find the set of parameters that minimize the KL divergence of the mixtures, by minimizing the KL divergence of each component k : $\min D_{KL}(p_k||q_k), \forall k$, and simultaneously setting

$$P(C_k) = Q(C_k; \mathbf{w}_{0k}), \forall k. \quad (16)$$

From Eq. 3 and this last condition, Eq. 5 of the Theorem is proven:

$${}_{opt}\mathbf{w}_{0k} = \ln P(C_k).$$

Further,

$$\begin{aligned} {}_{opt}\mathbf{w}_k &:= \arg \min_{\mathbf{w}_k} D_{KL}(p_k||q_k) \\ &= \arg \min_{\mathbf{w}_k} \int_{\mathbf{x}} p_k \ln \frac{p_k}{q_k} d\mathbf{x} \\ &= \arg \min_{\mathbf{w}_k} \int_{\mathbf{x}} p_k \ln p_k - p_k \ln q_k d\mathbf{x} \\ &= \arg \min_{\mathbf{w}_k} \int_{\mathbf{x}} -p_k \ln q_k d\mathbf{x} \end{aligned} \quad (17)$$

$$\begin{aligned} &= \arg \max_{\mathbf{w}_k} \int_{\mathbf{x}} p_k \ln q_k d\mathbf{x} \\ &= \arg \max_{\mathbf{w}_k} \int_{\mathbf{x}} p_k \ln e^{u_k} d\mathbf{x} \end{aligned} \quad (18)$$

$$\begin{aligned} &= \arg \max_{\mathbf{w}_k} \int_{\mathbf{x}} p_k u_k d\mathbf{x} \\ &= \arg \max_{\mathbf{w}_k} \mu_{p_k}(u_k) \\ &= \arg \max_{\mathbf{w}_k} \mu_{p_k}(\cos(\mathbf{w}_k, \mathbf{x})). \end{aligned} \quad (19)$$

where we used for Eq. 17 the fact that $\int_{\mathbf{x}} p_k \ln p_k d\mathbf{x}$ is a constant because it is determined by the environment's data and not by the model's parametrization on \mathbf{w} . Eq. 18 follows from the definition of q_k . The result in Eq. 19 is the mean value of the cosine similarity u_k .

Due to the symmetry of the cosine similarity, it follows that

$${}_{opt}\mathbf{w}_k = \arg \max_{\mathbf{w}_k} \mu_{p_k}(\cos(\mathbf{w}_k, \mathbf{x})) = \arg \max_{\mathbf{w}_k} \cos(\mathbf{w}_k, \mu_{p_k}(\mathbf{x})) \quad (20)$$

$$= c \cdot \mu_{p_k}(\mathbf{x}), c \in \mathbb{R}. \quad (21)$$

Enforcement of the requirement for normalization of the vector leads to the unique solution

$${}_{opt}\mathbf{w}_k^* = \frac{\mu_{p_k}(\mathbf{x})}{\|\mu_{p_k}(\mathbf{x})\|}. \quad \square$$

Proof of Theorem 2.5. We will find the equilibrium point of the SoftHebb plasticity rule, i.e. the weight w_{ik} that implies $E[\Delta w_{ik}^{(SoftHebb)}] = 0$.

We will expand this expected value based on the plasticity rule itself, and on the probability distribution of the input \mathbf{x} .

$$E[\Delta w_{ik}^{(SoftHebb)}] = \eta \int_{\mathbf{x}} y_k(\mathbf{x}) \cdot (x_i - u_k(\mathbf{x})w_{ik})p(\mathbf{x})d\mathbf{x} \quad (22)$$

$$= \eta \int_{\mathbf{x}} y_k(\mathbf{x})(x_i - \mathbf{w}_k \mathbf{x} w_{ik}) \left(\sum_{l=1}^K p_l(\mathbf{x})P(C_l) \right) d\mathbf{x} \quad (23)$$

$$= \eta \left[\sum_{l=1}^K \int_{\mathbf{x}} x_i y_k(\mathbf{x}) p_l(\mathbf{x}) P(C_l) d\mathbf{x} - \sum_{l=1}^K \mathbf{w}_k w_{ik} \int_{\mathbf{x}} \mathbf{x} y_k(\mathbf{x}) p_l(\mathbf{x}) P(C_l) d\mathbf{x} \right]. \quad (24)$$

Based on this, we will now show that

$$\left[\mathbf{w}_k = {}_{opt} \mathbf{w}_k^* = \frac{\mu_{p_k}(\mathbf{x})}{\|\mu_{p_k}(\mathbf{x})\|} \text{ and } w_{0k} = {}_{opt} w_{0k}, \forall k \right] \quad (25)$$

$$\implies E[\Delta w_{ik}^{(SoftHebb)}] = 0 \quad \forall i, k. \quad (26)$$

Using the premise 25, we can take the following steps, where steps 3, 4, and 6 are the main ones, and steps 1, 2, and 5, as well as Theorem A.1 support those.

1. The cosine similarity function $u_k(\mathbf{x}) = \mathbf{x} \mathbf{w}_k$, as determined by the total weighted input to the neuron k , and appropriately normalized, defines a probability distribution centred symmetrically around the vector \mathbf{w}_k , i.e. $\mu_{u_k}(\mathbf{x}) = \mathbf{w}_k$ and $u_k(\mu_{u_k} - \mathbf{x}) = u_k(\mu_{u_k} + \mathbf{x})$.

\mathbf{w}_k , as premised, is equal to the normalized $\mu_{p_k}(\mathbf{x})$, i.e. the mean of the distribution $p_k(\mathbf{x}) = p(\mathbf{x}|C_k)$, therefore: $\mu_{u_k}(\mathbf{x}) = \mu_{p_k}(\mathbf{x})$.

2. The soft-WTA version of the neuronal transformation, i.e. the softmax version of the model's inference is

$$y_k(\mathbf{x}) = \frac{\exp(u_k(\mathbf{x})) \exp(w_{0k})}{\sum_{l=1}^K \exp(u_l(\mathbf{x})) \exp(w_{0l})}, \quad (27)$$

But because of the premise 25 that the parameters of the model u_k are set to their optimal value, it follows that $\exp(u_k(\mathbf{x})) = p_k(\mathbf{x})$ and $\exp(w_{0k}) = P(C_k)$, $\forall k$ (see also Theorem 2.6), therefore

$$y_k(\mathbf{x}) = \frac{p_k(\mathbf{x})P(C_k)}{\sum_{l=1}^K p_l(\mathbf{x})P(C_l)}. \quad (28)$$

3. Eq. 24 involves twice the function $y_k(\mathbf{x})p(\mathbf{x}) = \sum_{l=1}^K y_k(\mathbf{x})p_l(\mathbf{x})P(C_l)$. Using the above two points, we will now show that this is approximately equal to $y_k(\mathbf{x})p_k(\mathbf{x})P(C_k)$.

- (a) We assume that the "support" \mathbb{O}_k^p of the component $p_k(\mathbf{x})$, i.e. the region where p_k is not negligible, is not fully overlapping with that of other components p_l .

In addition, \mathbb{O}_k^p is narrow relative to the input space $\forall k$, because, first, the cosine similarity $u_k(\mathbf{x})$ diminishes fast from its maximum at $\arg \max u_k = \mathbf{w}_k$ in case of non-trivial dimensionality of the input space, and, second, $p_k(\mathbf{x}) = \exp(u_k(\mathbf{x}))$ applies a further exponential decrease.

Therefore, the overlap $\mathbb{O}_k^p \cap \mathbb{O}_l^p$ is small, or none, $\forall l \neq k$.

If \mathbb{O}_k^y is the "support" of y_k , then this is even narrower than \mathbb{O}_k^p , due to the softmax.

As a result, the overlap $\mathbb{O}_k^y \cap \mathbb{O}_l^p$ of y_k and p_l is even smaller than the overlap $\mathbb{O}_k^p \cap \mathbb{O}_l^p$ of p_k and p_l , $\forall l \neq k$.

- (b) Because of the numerator in Eq. 28, the overlap $\mathbb{O}_k^y \cap \mathbb{O}_k^p$ of y_k and p_k is large.

Based on these two points, the overlaps $\mathbb{O}_k^y \cap \mathbb{O}_l^p$ can be neglected for $l \neq k$, and it follows that

$$\sum_{l=1}^K y_k(\mathbf{x})p_l(\mathbf{x})P(C_l) \approx y_k(\mathbf{x})p_k(\mathbf{x})P(C_k). \quad (29)$$

Therefore, we can write Eq. 24 as

$$E[\Delta w_{ik}^{(SoftHebb)}] \approx \eta \left[\int_{\mathbf{x}} x_i y_k(\mathbf{x}) p_k(\mathbf{x}) P(C_k) d\mathbf{x} - \mathbf{w}_k w_{ik} \int_{\mathbf{x}} \mathbf{x} y_k(\mathbf{x}) p_k(\mathbf{x}) P(C_k) d\mathbf{x} \right]. \quad (30)$$

Next, we aim to show that the integrals $\int_{\mathbf{x}} x_i y_k(\mathbf{x}) p_k(\mathbf{x}) d\mathbf{x}$ and $\int_{\mathbf{x}} \mathbf{x} y_k(\mathbf{x}) p_k(\mathbf{x}) d\mathbf{x}$ involved in that Equation equal the mean value of x_i and \mathbf{x} respectively according to the distribution p_k .

To show this, we observe that the integrals are indeed mean values of x_i and \mathbf{x} according to a probability distribution, and specifically the distribution $y_k p_k$. We will first show that the distribution p_k is symmetric around its mean $\mu_{p_k}(\mathbf{x})$. Then we will show that $y_k(\mathbf{x})$ is also symmetric around the same mean. Then we will use the fact that the product of two such symmetric distributions with common mean, such as $y_k p_k$, is a distribution with the same mean, a fact that we will prove in Theorem A.1.

4. Because the cosine similarity function $u_k(\mathbf{x})$ is symmetric around the mean value $\mu_{u_k}(\mathbf{x}) = \mathbf{w}_k$: $u_k(\mu_{u_k} - \mathbf{x}) = u_k(\mu_{u_k} + \mathbf{x})$, it follows that $p_k(\mu_{u_k} - \mathbf{x}) = \exp(u_k(\mu_{u_k} - \mathbf{x})) = \exp(u_k(\mu_{u_k} + \mathbf{x})) = p_k(\mu_{u_k} + \mathbf{x})$.

Therefore, $p_k(\mathbf{x}) = \exp(u_k(\mathbf{x}))$ does have the sought property of symmetry, around $\mu_{p_k}(\mathbf{x})$.

In point 1 of this list we have also shown that $\mu_{u_k}(\mathbf{x}) = \mu_{p_k}(\mathbf{x})$, thus p_k is symmetric around its own mean $\mu_{p_k}(\mathbf{x})$.

5. The reason why the softmax output y_k is symmetric around the same mean as p_k consists in the following arguments:

- (a) The numerator p_k of the y_k softmax in Eq. 28 is symmetric around $\mu_{p_k}(\mathbf{x})$, as was shown in the preceding point.
- (b) The denominator of Eq. 28, i.e. $\sum_{l=1}^K \exp(p_l(\mathbf{x})) P(C_l)$ is also symmetric around $\mu_{p_k}(\mathbf{x})$ in \mathbb{O}_k^p , where \mathbb{O}_k^p is the "support" of the p_k distribution, i.e. the region where the numerator p_k is not negligible.

This is because:

- i. We assume that the data is distributed on the unit hypersphere of the input space according to $p(\mathbf{x})$ without a bias. Therefore the total contribution of components $\sum_{l \neq k} p_l(\mathbf{x}) P(C_l)$ to $p(\mathbf{x})$ in that neighbourhood \mathbb{O}_k^p is approximately symmetric around $\mu_{p_k}(\mathbf{x})$.
- ii. $\sum_{l \neq k} p_l(\mathbf{x}) P(C_l)$ is not only approximately symmetric, but also its remaining asymmetry has a negligible contribution to $p(\mathbf{x})$ in \mathbb{O}_k^p , because $p(\mathbf{x})$ in \mathbb{O}_k^p is mostly determined by $p_k(\mathbf{x})$.

This is true, because as we showed in point 3a, $\mathbb{O}_k^p \cap \mathbb{O}_l^p$ is a narrow overlap $\forall l \neq k$.

- iii. p_k is also symmetric, therefore, the total sum $\sum_{l=1}^K \exp(p_l(\mathbf{x})) P(C_l)$ is symmetric around $\mu_{p_k}(\mathbf{x})$.

- (c) The inverse fraction $\frac{1}{f}$ of a symmetric function f is also symmetric around the same mean, therefore the inverse of the denominator $\frac{1}{p(\mathbf{x})} = \frac{1}{\sum_{l=1}^K \exp(p_l(\mathbf{x})) P(C_l)}$ is also symmetric around the mean value $\mu_{p_k}(\mathbf{x})$.

- (d) The normalized product of two distributions that are symmetric around the same mean is a probability distribution with the same mean. We prove this formally in Theorem A.1 and in its Proof at the end of the present Appendix A.

Therefore $y_k = p_k \frac{1}{p(\mathbf{x})}$ is indeed symmetric around $\mu_{y_k}(\mathbf{x}) = \mu_{u_k}(\mathbf{x}) = \mathbf{w}_k = \mu_{p_k}(\mathbf{x})$.

In summary,

$$\mu_{p_k}(\mathbf{x}) = \mu_{y_k}(\mathbf{x}), \quad (31)$$

and, due to the symmetry,

$$p_k(\mu_{p_k} + \mathbf{x}) = p_k(\mu_{p_k} - \mathbf{x}), \quad (32)$$

$$y_k(\mu_{p_k} + \mathbf{x}) = y_k(\mu_{p_k} - \mathbf{x}). \quad (33)$$

6. Because the means of $y_k(\mathbf{x})$ and of $p_k(\mathbf{x})$ are both equal to $\mu_{p_k}(\mathbf{x})$, and because both distributions are symmetric around that mean, the probability distribution $y_k(\mathbf{x})p_k(\mathbf{x})P(C_k)/I_k$, where I_k is the normalization factor, also has a mean $\mu_{y_k p_k}(\mathbf{x})$ equal to $\mu_{p_k}(\mathbf{x})$:

$$\int_{\mathbf{x}} \mathbf{x} y_k(\mathbf{x}) p_k(\mathbf{x}) P(C_k) / I_k d\mathbf{x} = \mu_{p_k}(\mathbf{x}). \quad (34)$$

We prove this formally in Theorem A.1 and in its Proof at the end of the present Appendix A.

Therefore, the **first component** of the sum in Eq. 30 is

$$\int_{\mathbf{x}} x_i y_k(\mathbf{x}) p_k(\mathbf{x}) P(C_k) d\mathbf{x} = I_k \cdot \mu_{p_k}(x_i) \quad (35)$$

and, similarly, the **second component** is

$$- \mathbf{w}_k w_{ik} \int_{\mathbf{x}} \mathbf{x} y_k(\mathbf{x}) p_k(\mathbf{x}) P(C_k) d\mathbf{x} = -I_k \mathbf{w}_k w_{ik} \cdot \mu_{p_k}(\mathbf{x}). \quad (36)$$

From the above conclusions about the two components of the sum in Eq. 30, it follows that

$$E[\Delta w_{ik}^{(SoftHebb)}] = I_k \cdot \mu_{p_k}(x_i) - I_k \mathbf{w}_k w_{ik} \cdot \mu_{p_k}(\mathbf{x}) \quad (37)$$

$$= I_k \cdot (\mu_{p_k}(x_i) - \mathbf{w}_k \mu_{p_k}(\mathbf{x}) \cdot w_{ik}) \quad (38)$$

$$= I_k \cdot (\mu_{p_k}(x_i) - \|\mu_{p_k}(\mathbf{x})\| \cdot w_{ik}) \quad (39)$$

$$= I_k \cdot \left(\mu_{p_k}(x_i) - \|\mu_{p_k}(\mathbf{x})\| \frac{\mu_{p_k}(x_i)}{\|\mu_{p_k}(\mathbf{x})\|} \right) \quad (40)$$

$$= 0. \quad (41)$$

Therefore, it is indeed true that $[\mathbf{w}_k = {}_{opt} \mathbf{w}_k^* = \frac{\mu_{p_k}(\mathbf{x})}{\|\mu_{p_k}(\mathbf{x})\|} \forall k] \implies E[\Delta w_{ik}^{(SoftHebb)}] = 0 \forall i, k$.

Thus, the optimal weights of the model ${}_{opt} \mathbf{w}_k^* = \frac{\mu_{p_k}(\mathbf{x})}{\|\mu_{p_k}(\mathbf{x})\|} \forall k$ are equilibrium weights of the SoftHebb plasticity rule and network.

However, it is not yet clear that the weights that are normalized to a unit vector are those that the rule converges to, and that other norms of the vector are unstable. We will now give an intuition, and then prove that this is the case.

The multiplicative factor u_k is common between our rule and Oja's rule (Oja, 1982). The effect of this factor is known to normalize the weight vector of each neuron to a length of one (Oja, 1982), as also shown in similar rules with this multiplicative factor (Krotov & Hopfield, 2019). We prove that this is the effect of the factor also in the SoftHebb rule, separately in Theorem A.2 and its Proof, provided at the end of the present Appendix A.

This proves Theorem 2.5, and satisfies the optimality condition derived in Theorem 2.3. \square

Proof of Theorem 2.6. Similarly to the Proof of Theorem 2.5, we find the equilibrium parameter w_{0k} of the SoftHebb plasticity rule.

$$E[\Delta w_{0k}] = \eta \int_{y_k} (y_k e^{-w_{0k}} - 1) p(y_k) dy_k \quad (42)$$

$$= \eta \left(e^{-w_{0k}} \int_{y_k} p(y_k) dy_k - 1 \right) \quad (43)$$

$$= \eta (e^{-w_{0k}} E[y_k] - 1) \quad (44)$$

$$= \eta [e^{-w_{0k}} \mu_{p_k} (Q(C_k | \mathbf{x})) - 1] \quad (45)$$

$$= \eta [e^{-w_{0k}} \mu_{p_k} (P(C_k | \mathbf{x})) - 1] \quad (46)$$

$$= \eta [e^{-w_{0k}} P(C_k) - 1] \quad (47)$$

Therefore,

$$E[\Delta w_{0k}] = 0 \implies w_{0k}^{SoftHebb} = \ln P(C_k), \quad (48)$$

which proves Theorem 2.6 and shows the SoftHebb plasticity rule of the neuronal bias finds the optimal parameter of the Bayesian generative model as defined by Eq. 5 of Theorem 2.3. \square

Theorem A.1. Given two probability density functions (PDF) $y(x)$ and $p(x)$ that are both centred symmetrically around the same mean value μ , their product $y(x)p(x)$, normalized appropriately, is a PDF with the same mean, i.e.

$$\begin{cases} \int_x xy(x)dx = \mu \\ \int_x xp(x)dx = \mu \\ p(\mu+x) = p(\mu-x) \\ y(\mu+x) = y(\mu-x) \end{cases} \implies \frac{1}{I} \int_x xy(x)p(x)dx = \mu. \quad (49)$$

Proof of Theorem A.1.

$$\int_{-\infty}^{+\infty} xy(x)p(x)dx = \int_{-\infty}^{\mu} xy(x)p(x)dx + \int_{\mu}^{+\infty} xy(x)p(x)dx \quad (50)$$

$$I_1 := \int_{-\infty}^{\mu} xy(x)p(x)dx \quad (51)$$

$$= \int_{+\infty}^0 (\mu - u)y(\mu - u)p(\mu - u)d(\mu - u) \quad (52)$$

$$= - \int_{+\infty}^0 (\mu - u)y(\mu - u)p(\mu - u)du \quad (53)$$

$$= - \int_{+\infty}^0 \mu y(\mu - u)p(\mu - u)du + \int_{+\infty}^0 uy(\mu - u)p(\mu - u)du \quad (54)$$

$$= - \int_{-\infty}^0 \mu y(\mu + u)p(\mu + u)d(-u) - \int_0^{+\infty} uy(\mu - u)p(\mu - u)du \quad (55)$$

$$= \int_{-\infty}^0 \mu y(\mu + u)p(\mu + u)du - \int_0^{+\infty} uy(\mu + u)p(\mu + u)du \quad (56)$$

$$= \mu \int_{-\infty}^{\mu} y(x)p(x)dx - \int_0^{+\infty} uy(\mu + u)p(\mu + u)du. \quad (57)$$

$$I_2 := \int_{\mu}^{+\infty} xy(x)p(x)dx \quad (58)$$

$$= \int_0^{+\infty} (\mu + u)y(\mu + u)p(\mu + u)d(\mu + u) \quad (59)$$

$$= \int_0^{+\infty} \mu y(\mu + u)p(\mu + u)du + \int_0^{+\infty} uy(\mu + u)p(\mu + u)du \quad (60)$$

$$= \mu \int_{\mu}^{+\infty} y(x)p(x)dx + \int_0^{+\infty} uy(\mu + u)p(\mu + u)du. \quad (61)$$

Therefore,

$$\int_{-\infty}^{+\infty} xy(x)p(x)dx = I_1 + I_2 \quad (62)$$

$$= \mu \int_{-\infty}^{\mu} y(x)p(x)dx - \int_0^{+\infty} uy(\mu + u)p(\mu + u)du \quad (63)$$

$$+ \mu \int_{\mu}^{+\infty} y(x)p(x)dx + \int_0^{+\infty} uy(\mu + u)p(\mu + u)du = \mu \cdot I, \quad (64)$$

where $I = \int_{-\infty}^{+\infty} y(x)p(x)dx$.

□

Theorem A.2. *The equilibrium weights of the SoftHebb synaptic plasticity rule of Eq. 8 are implicitly normalized by the rule to a vector of length 1.*

Proof of Theorem A.2. Using a technique similar to (Krotov & Hopfield, 2019), we write the Soft-Hebb plasticity rule as a differential equation

$$\tau \frac{dw_{ik}^{(SoftHebb)}}{dt} = \tau \Delta w_{ik}^{(SoftHebb)} = \tau \eta \cdot y_k \cdot (x_i - u_k w_{ik}). \quad (65)$$

The derivative of the norm of the weight vector is

$$\frac{d\|\mathbf{w}_k\|}{dt} = \frac{d(\mathbf{w}_k \mathbf{w}_k)}{dt} = 2\mathbf{w}_k \frac{d\mathbf{w}_k}{dt}. \quad (66)$$

Replacing $\frac{d\mathbf{w}_k}{dt}$ in this equation with the SoftHebb rule of Eq. 65, it is

$$\begin{aligned} \frac{d\|\mathbf{w}_k^{SoftHebb}\|}{dt} &= 2\frac{\eta}{\tau} \mathbf{w}_k \cdot y_k \cdot (\mathbf{x} - u_k \mathbf{w}_k) = 2\frac{\eta}{\tau} \mathbf{w}_k \cdot y_k \cdot (\mathbf{x} - \mathbf{w}_k \mathbf{x} \mathbf{w}_k) \\ &= 2\frac{\eta}{\tau} u_k y_k \cdot (1 - \|\mathbf{w}_k\|). \end{aligned} \quad (67)$$

This differential equation shows that the derivative of the norm of the weight vector increases if $\|\mathbf{w}_k\| < 1$ and decreases if $\|\mathbf{w}_k\| > 1$, such that the weight vector tends a sphere of radius 1, which proves the Theorem. □

APPENDIX B DETAILS TO *Alternate activation functions* (SECTION 2.7)

Theorem 2.3, which concerns the synaptic plasticity rule in Eq. 8, was proven for the model of Definition 2.2, which uses a mixture of natural exponential component distributions, i.e. with base e (Eq. 4):

$$q_k := q(\mathbf{x}|C_k; \mathbf{w}_k) = e^{u_k}. \quad (68)$$

This implied an equivalence to a WTA neural network with natural exponential activation functions (Section 2.4). However, it is simple to show that these results can be extended to other model probability distributions, and thus other neuronal activations.

Firstly, in the simplest of the alternatives, the base of the exponential function can be chosen differently. In that case, the posterior probabilities that are produced by the model’s Bayesian inference, i.e. the network outputs, $Q(C_k|\mathbf{x}; \mathbf{w}) = y_k(\mathbf{x}; \mathbf{w})$ are given by a softmax with a different base. If the base of the exponential is b , then

$$Q(C_k|\mathbf{x}; \mathbf{w}) = y_k = \frac{b^{u_k + w_{0k}}}{\sum_{l=1}^K b^{u_l + w_{0l}}}. \quad (69)$$

It is obvious in the Proof of Theorem 2.3 in Appendix A that the same proof also applies to the changed base, if we use the appropriate logarithm for describing KL divergence. Therefore, the optimal parameter vector does not change, and the SoftHebb plasticity rule also applies to the SoftHebb model with a different exponential base. This change of the base in the softmax bears similarities to the change of its exponent, in a technique that is called Temperature Scaling and has been proven useful in classification (Hinton et al., 2015).

Secondly, the more conventional type of Temperature Scaling, i.e. that which scales exponent, is also possible in our model, while maintaining a Bayesian probabilistic interpretation of the outputs, a neural interpretation of the model, and the optimality of the plasticity rule. In this case, the model becomes

$$Q(C_k|\mathbf{x}; \mathbf{w}) = y_k = \frac{e^{(u_k + w_{0k})/T}}{\sum_{l=1}^K e^{(u_l + w_{0l})/T}}. \quad (70)$$

The Proof of Theorem 2.3 in Appendix A also applies in this case, with a change in Eq. 18, but resulting in the same solution. Therefore, the SoftHebb synaptic plasticity rule is applicable in this case too. The solution for the neuronal biases, i.e. the parameters of the prior in the Theorem (Eq. 5), also remains the same, but with a factor of T : $opt w_{0k} = T \ln P(C_k)$.

Finally, and most generally, the model can be generalized to use any non-negative and monotonically increasing function $h(x)$ for the component distributions, i.e. for the activation function of the neurons, assuming $h(x)$ is appropriately normalized to be interpretable as a probability density function. In this case the model becomes

$$Q(C_k|\mathbf{x}; \mathbf{w}) = y_k = \frac{h(u_k) \cdot w_{0k}}{\sum_{l=1}^K h(u_l) \cdot w_{0l}}. \quad (71)$$

Note that there is a change in the parametrization of the priors into a multiplicative bias w_0 , compared to the additive bias in the previous versions above. This change is necessary in this general case, because not all functions have the property $e^{a+b} = e^a \cdot e^b$ that we used in the exponential case. We can show that the optimal weight parameters remain the same as in the previous case of an exponential activation function, also for this more general case of activation h . It can be seen in the Proof of Theorem 2.3, that for a more general function $h(x)$ than the exponential, Eq. 18 would instead become:

$$\begin{aligned} opt \mathbf{w}_k &= \arg \min_{\mathbf{w}_k} D_{KL}(p_k || q_k) = \arg \max_{\mathbf{w}_k} \int_{\mathbf{x}} p_k \ln h(u_k) d\mathbf{x} \\ &= \arg \max_{\mathbf{w}_k} \int_{\mathbf{x}} p_k \ln h(\cos(\mathbf{w}_k, \mathbf{x})) d\mathbf{x} \\ &= \arg \max_{\mathbf{w}_k} \mu_{p_k} (\ln h(\cos(\mathbf{w}_k, \mathbf{x}))) \\ &= \arg \max_{\mathbf{w}_k} \mu_{p_k} (g(\cos(\mathbf{w}_k, \mathbf{x}))), \end{aligned} \quad (72)$$

where $g(x) = \ln h(x)$. We have assumed that h is an increasing function, therefore g is also increasing. The cosine similarity is symmetrically decreasing as a function of \mathbf{x} around \mathbf{w}_k . Therefore, the function $g'(\mathbf{x}) = g(\cos(\mathbf{w}_k, \mathbf{x}))$ also decreases symmetrically around \mathbf{w}_k . Thus, the mean of that function g' under the probability distribution p_k is maximum when $\mu_{p_k} = \mathbf{w}_k$. As a result, Eq. 72 implies that in this more general model too, the optimal weight vector is $\mathbf{w}_k^{opt} = c \cdot \mu_{p_k}(\mathbf{x})$, $c \in \mathbb{R}$, and, consequently, it is also optimized by the same SoftHebb plasticity rule.

The implication of this is that the SoftHebb WTA neural network can use activation functions such as rectified linear units (ReLU), or other non-negative and increasing activations, such as rectified polynomials (Krotov & Hopfield, 2019) etc., and maintain its generative properties, its Bayesian computation, and the theoretical optimality of the plasticity rule. A more complex derivation of the optimal weight vector for alternative activation functions, which was specific to ReLU only, and did not also derive the associated long-term plasticity rule for our problem category (Definition 2.1), was provided by Moraitis et al. (2020).