

# End-to-end Compression Towards Machine Vision: Network Architecture Design and Optimization

Shurun Wang, Zhao Wang, Shiqi Wang, Yan Ye

The visual signal compression is a long-standing problem. Fueled by the recent advances of deep learning, exciting progress has been made. Despite better compression performance, existing end-to-end compression algorithms are still designed towards better signal quality in terms of rate-distortion optimization. In this paper, we show that the design and optimization of network architecture could be further improved for compression towards machine vision. We propose an inverted bottleneck structure for the encoder of the end-to-end compression towards machine vision, which specifically accounts for efficient representation of the semantic information. Moreover, we quest the capability of optimization by incorporating the analytics accuracy into the optimization process, and the optimality is further explored with generalized rate-accuracy optimization in an iterative manner. We use object detection as a showcase for end-to-end compression towards machine vision, and extensive experiments show that the proposed scheme achieves significant BD-rate savings in terms of analysis performance. Moreover, the promise of the scheme is also demonstrated with strong generalization capability towards other machine vision tasks, due to the enabling of signal-level reconstruction.

*Index Terms*—Visual signal compression, machine vision, object detection, rate-distortion optimization

## I. INTRODUCTION

RECENT years have witnessed an explosive growth of visual data driven by the unprecedented proliferation of multimedia acquisition, processing and display devices. It has been reported that visual data accounts for the largest proportion in the global data traffic [1]. As such, the compact representation of visual data is highly demanded and has been extensively studied towards human perception based on a series of human visual system (HVS) characteristics. With the notable success of deep learning in various visual analysis and understanding tasks, machine has become an alternative and increasingly important terminal for ultimate consumption of visual data. This is grounded on the widely accepted view that traditional pipelines where manpower is relied to process and analyze the huge data volume are impractical for real-time applications such as smart cities and intelligent security. According to the prediction of Cisco, machine-to-machine (M2M) communications will occupy half of the internet connections between global devices [2].

The utilization of the visual data towards machine vision primarily relies on how the data could be efficiently represented in a compact way. Facing such arising challenges of video compression for machine (VCM), numerous methods have been developed beyond the traditional video coding schemes. The prominent paradigm is referred as Analyze-then-Compress (ATC) [3], which is developed based on the fact that features could be more compact than signals. This is in stark contrast with the traditional Compress-then-Analyse (CTA) paradigm, as the features are compressed in ATC whereas the visual signals are compressed in CTA. Since machine vision relies on features for understanding and analysis, com-

compact feature representation can dramatically reduce the visual data representation expense and facilitate various intelligent applications with high throughput between front-end devices such as sensors and back-end systems such as central servers. More specifically, the standards of Compact Descriptors for Visual Search (CDVS) [4] and Compact Descriptors for Video Analysis (CDVA) [5] standardized highly compact descriptors for images and videos. The exploration of video coding for machine (VCM) has also been launched by Moving Picture Experts Group (MPEG), in an effort to extend the compact representation to various artificial intelligent tasks towards machine vision [6].

Clearly, the ATC paradigm which dramatically economizes the representation cost does not ensure the reconstruction at the signal level and significantly affects the generalization capability for various tasks. This has been an important aspect ignored by ATC, which lacks strong generalization capability across different analytics tasks. More importantly, human involved monitoring, a step that is still indispensable when the event is of sufficient interest, cannot be supported. As such, the ATC and CTA work in their own way towards compact visual information representation, and an advanced scheme that fulfills both purposes is highly desirable. Herein, we propose a customized scheme for visual signal compression scheme towards machine vision grounded on the end-to-end deep image coding framework. The proposed scheme is designed and optimized to fully accommodate for the characteristics of machine vision, and moreover enjoys the advantages of both high generalization capability and better rate-accuracy performance. Overall, the main contributions of the paper are as follows,

- We propose an inverted bottleneck structure from the perspective of channel number distribution for the encoder of the end-to-end coding towards machine vision. The proposed structure is motivated by the fact that the semantic high-level features are more important in compact representations, and leads to lower encoding complexity without degrading the rate-accuracy performance.

This research was supported in part by the National Natural Science Foundation of China under 62022002, in part by the Hong Kong Research Grants Council, Early Career Scheme (RGC ECS) under Grant 21211018, General Research Fund (GRF) under Grant 11203220.

S. Wang and S. Wang are with the Department of Computer Science, City University of Hong Kong, Hong Kong, China (e-mail: srwang3-c@my.cityu.edu.hk; shiqiwang@cityu.edu.hk).

Z. Wang and Y. Ye are with the Alibaba Group (e-mail: baixiu.wz@alibaba-inc.com; yan.ye@alibaba-inc.com).

- We propose an encoder optimization scheme to improve the rate-accuracy performance. The potentials of end-to-end compression for machine vision are extensively explored with the proposed generalized rate-accuracy optimization framework.
- We carry out extensive experiments based upon the object detection task to evaluate the performance in terms of rate-accuracy, showing superior performance of the proposed scheme. Meanwhile, the superiority of the proposed scheme over traditional ATC and CTA approaches is also verified through this process.

The rest of the paper is organized as follows. In Section 2, we review and summarize the related works. In Section 3, we introduce the whole compression and analysis pipeline based upon the end-to-end compression framework. The proposed architecture customized for machine vision is introduced in Section 4, including the motivations, design philosophy and principles. In Section 5, we present the optimization towards machine vision with off-line search. The discussions regarding the connections of the proposed method with image compression, feature compression and visual analysis are provided in Section 6. In Section 7, the experimental results are presented to show the efficiency of proposed schemes in terms of rate-accuracy and the encoding simplification in terms of the number of parameters and encoding time. We conclude the paper in Section 8.

## II. RELATED WORKS

How the visual signals can be compactly represented towards different objectives has been a long-standing problem. Central to such problem is the maximization of the ultimate utility within available bit rate, where the utility can be defined in different manners depending on the final receiver of the visual signals. Recently, various methods have been proposed, which can be mainly classified into visual signal compression and compact feature representation.

### A. Visual Signal Compression

The traditional visual signal coding is primarily characterized based on the throughput of the channel and perceived distortion of the reconstructed signals. In particular, the image/video coding techniques are driven by the development of visual data compression standards. More specifically, JPEG [7], JPEG 2000 [8] and WebP [9] have been developed to encode the still images, and H.264/AVC [10], H.265/HEVC [11] and the state-of-the-art standards including Versatile Video Coding (VVC) [12] and AVS3 [13] are developed for video compression. Central to the image and video coding is the rate-distortion optimization (RDO), which is pursued to optimize the coding efficiency with operational control of the encoder [14], [15], [16], [17]. In the research of video coding, in addition to deriving the best Lagrangian multiplier [18], the distortion measure has also been replaced towards better modeling of the visual perception [19].

The recent advancements of deep learning have achieved substantial breakthroughs in visual computing tasks. Benefiting from the strong representation capability of neural

networks, deep learning has also been applied to image compression, achieving rapid progress in coding performance. The recurrent neural network (RNN) based image compression was first proposed, achieving comparable performance with JPEG [20]. Motivated by the discrete cosine transform (DCT) in traditional image compression, a block based deep learning transformation was proposed, which outperforms JPEG at low bit rates [21]. Inspired by the local gain control, the generalized divisive normalization (GDN) was proposed in [22], and an end-to-end image compression based upon GDN was developed, surpassing the performance of JPEG 2000 [23]. The statistical dependency is further exploited with a variational hyper-prior model [24]. Based on this method, a joint autoregressive and hierarchical prior for image compression was proposed in [25], achieving performance improvement comparing with the state-of-the-art image codecs. Although prominent improvement has been achieved for visual signal representation, the optimization in the compression process is still based upon HVS instead of machine vision. As such, there are still many challenges regarding efficient and compact representation of visual signals towards machine vision in the era of artificial intelligence.

### B. Compact Visual Feature Representation

The ATC paradigm was developed grounded on the widely rooted view that visual analytics and understanding primarily rely on features instead of textures. Moreover, the features are much more compact than textures, enabling the simultaneous transmission of the videos to the central cloud and redistribution of the computational load between front-end and back-end. To facilitate the visual retrieval in real-world applications, the standards of Compact Descriptors for Visual Search (CDVS) [4] and Compact Descriptors for Video Analysis (CDVA) [5] have been completed. Based on a series of deep neural networks as the backbone for the deep learning feature extraction, such as AlexNet [26], VGG [27], Inception Net [28] and ResNet [29], various algorithms have been proposed. More specifically, the philosophy of hybrid video coding has been introduced to the joint compression model for the local and global deep learning features in [30]. An end-to-end deep learning feature compression with multi-granularity constraint and teacher-student learning was proposed in [31], achieving performance improvement in terms of rate-analysis accuracy. A lossy intermediate deep learning feature compression towards intelligent sensing was proposed in [32], which provides a prominent paradigm for the standardization of deep learning feature compression. Moreover, efforts have been devoted to performing image understanding tasks directly on the compact representations for the DNN-based compression methods [33]. The exploration of video coding for machine (VCM) [34], [35] has also been launched by MPEG to plot a whole picture for the compact representation of visual signals towards machine vision.

## III. THE PIPELINE OF COMPRESSION TOWARDS MACHINE VISION

For machine vision, the high-level semantic information extracted from the network plays a critical role. This is in

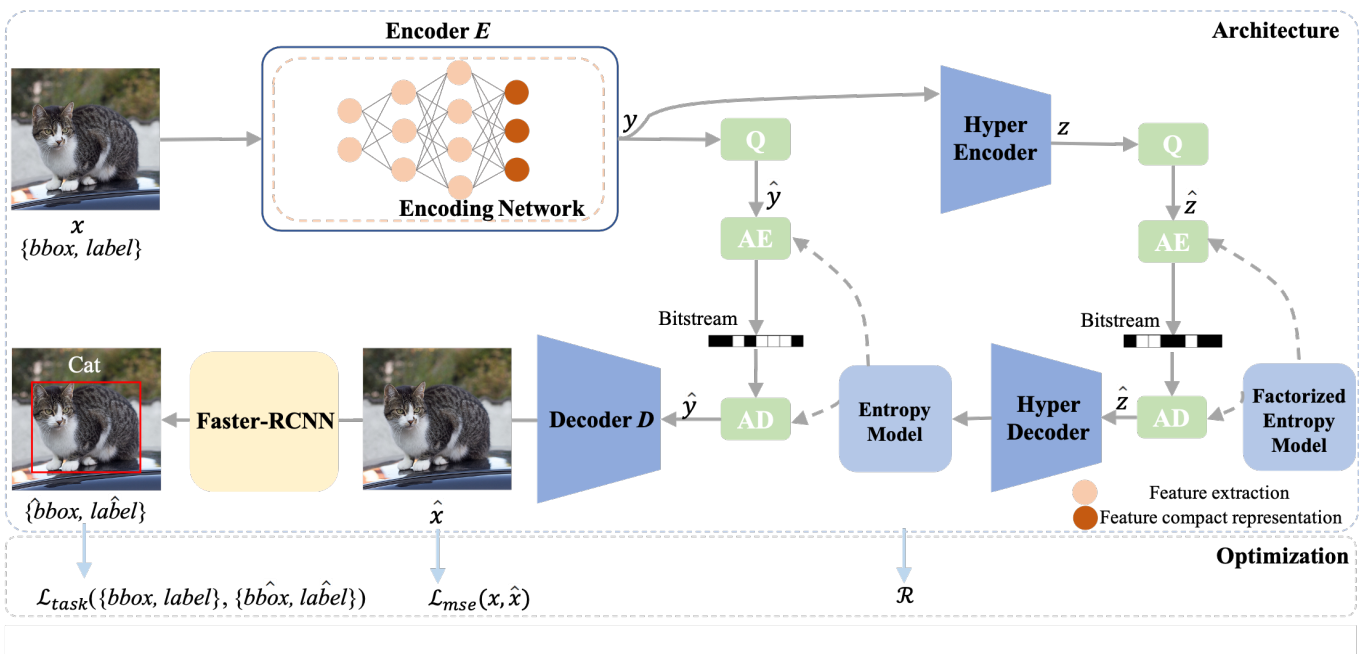


Fig. 1. The pipeline of the end-to-end image compression towards machine vision. More specifically, object detection is selected as the show case of the machine vision task. The encoder network is specifically designed, and the distortion of signal reconstruction  $\mathcal{L}_{mse}$ , the object detection loss towards machine vision  $\mathcal{L}_{task}$  and the representation expense  $\mathcal{R}$  can be acquired for joint optimization.

stark contrast with traditional compression which targets the visual signal reconstruction. The proposed scheme, which is built upon the end-to-end compression framework, preserves the advantage of the signal level reconstruction for high generalization capability, and is customized for machine vision. Herein, the object detection is adopted as the show case of the machine vision task as it plays a fundamental role in various artificial intelligent applications such as intelligent transportation, smart city and intelligent industry. This also aligns with the use cases and technical requirements for VCM, since object detection has been included into the required properties of algorithms under various tasks, as indicated in [36]. Moreover, object detection plays fundamental roles in the high-level understanding of visual signal, such as event detection [37], anomaly detection [38] and tracking [39].

The whole pipeline of the end-to-end image compression towards machine vision is shown in Fig. 1. The architecture and optimization both play indispensable roles in compression. The architecture is composed of an end-to-end image compression codec and a model for the machine vision task. For image compression, the latent representation  $y$  of the original image  $x$  is the output of encoder  $E$ , which is subsequently quantized with  $Q$  as  $\hat{y}$ . The decoded image  $\hat{x}$  is reconstructed with decoder  $D$ . In order to capture spatial dependencies in the latent representation  $y$ , the hyper-latent  $z$  is acquired with hyper encoder and utilized by hyper decoder after quantization. Moreover, the bitrate  $\mathcal{R}$  is estimated by the Shannon entropy and the distribution could be modeled with the entropy and factorized entropy model without context model, as proposed in [25]. For machine vision task, the object detection model Faster-RCNN [40] is adopted and the results of object detection, the predicted bounding boxes and labels  $\{\hat{bbox}, \hat{label}\}$ , could be obtained given the decoded image  $\hat{x}$ . Herein, our scheme is built upon the typical end-to-end

coding framework in [25]. Within this framework, the encoder network architecture and optimization method are specifically designed for the machine vision tasks and introduced in the subsequent sections.

#### IV. ENCODING NETWORK ARCHITECTURE

In principle, the encoder is responsible for generating the latent code that accounts for the compact representation of the original images. The optimization objective of the end-to-end codecs has always been the quality towards human vision perception. However, semantic information is more important for compression towards machine vision. Such inconsistency could result in representation redundancy and computational inefficiency for the compression towards machine vision, especially for the front-end devices such as cameras and mobilephones, where the encoder is deployed with limited computation power [32]. In particular, there are four convolutional layers in the encoder of the end-to-end image compression. As shown in Fig. 2, we visualize the feature maps in various layers of encoder in [25] with min-max normalization. There is an obvious delamination phenomenon among the first three layers. Moreover, the similarity among the channels of the last layer is also investigated with the mean absolute difference (MAD). Specifically, for every channel  $c_i$ , the channel with the minimal MAD is selected, denoted as  $c_j, j \neq i$ . As shown in Fig. 3, it is interesting to find that around 59 channels share the same most similar channel, revealing abundant redundancy. Motivated by this, we propose an inverted bottleneck structure for the encoder towards machine vision to achieve a compact representation with high efficiency and low complexity, as shown in Fig. 4. Specifically, the layers of the encoder have been divided into two stages: feature extraction and compact representation, denoted as S1 and S2 respectively. The channel

number increases in the feature extraction stage to extract semantic features with high diversity and low complexity for machine vision task, and the channel number decreases in the compression stage to achieve a compact representation, serving as the output of encoder.

As illustrated in [41], [29], the delamination representation in deep learning models enables the deep layers to extract the high-level semantic information that is very abstract for facilitating the understanding. By contrast, texture information mainly exists in the first two convolutional layers with high redundancy, as shown in Fig. 2 (b)&(c). The features in the third convolutional layer mainly reveal the discriminative information, such as edges and structures, which are crucial for machine vision task, as shown in Fig. 2 (d). Such visualization and analysis further support the design philosophy of the inverted bottleneck structure in terms of the channel number in the encoder, which decouples the feature representation and compact representation to some extent, and emphasizes the semantic information for analysis. There are several advantages of the proposed architecture. First, the proposed inverted bottleneck structure reduces the computational redundancy. For the first stage of feature extraction, the channel numbers of the first two layers are reduced to economize computational cost, and the channel number of the third layer is retained to preserve the semantic information for machine vision. Second, the proposed inverted bottleneck structure can also eliminate the redundancy of compact representation. The second stage of encoder targets at the compact representation of extracted semantic features from the first stage. As shown in Fig. 2(e), only several feature maps contain discriminative information representation. As such, the channel number of the last layer decreases to achieve an efficient representation towards machine vision.

## V. GENERALIZED RATE-ACCURACY OPTIMIZATION

Generally speaking, image compression is primarily characterized based upon the coding bits and distortion, and the fundamental issue is to obtain the best trade-off between them. Herein, the typical rate-distortion optimization (RDO) problem is converted to rate-accuracy optimization (RAO), based on the fact that the ultimate receiver is the machine vision. Such RAO problem has been widely studied in feature compression and joint texture-feature compression [42], [43], [44], [45]. In this work, we attempt to take a further step to develop the generalized RAO which holds promise to improve both generalization capability and feasibility.

### A. Generalized RAO Framework

The RAO framework, which serves as the foundation of the loss function, is formulated as follows,

$$\mathcal{L} = \lambda_1 \mathcal{D} + \mathcal{R}, \quad (1)$$

where  $\mathcal{D}$  denotes the generalized distortion which involves both signal fidelity and analyses accuracy, and  $\mathcal{R}$  denotes the coding bits. The Lagrange multiplier  $\lambda_1$  controls the tradeoff between  $\mathcal{R}$  and  $\mathcal{D}$ , and we follow the typical end-to-end coding for setting the Lagrange multiplier [46]. Central to this




Fig. 2. (a) The original image. (b)~(e) Visualizations of the feature maps of various convolutional layers of a typical end-to-end encoder [25] by means of min-max normalization. For each layer, the channels are randomly selected.

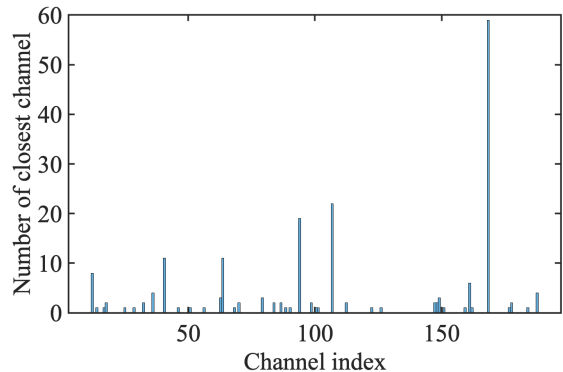


Fig. 3. Illustration of the channel redundancy of the 4<sup>th</sup> convolutional layer for a typical end-to-end encoder [25]. Specifically, the horizontal axis indicates the channel index ranging from 1 to 192. The vertical axis represents the number of closest channels for every channel index. In particular, the closest channel is selected by calculating the MAD between the current channel and every other channel, and finally the channel with the minimal MAD is selected. The range of MAD is from 0.0010 to 0.1646.

optimization problem is the definition of  $\mathcal{D}$ , as it is generally acknowledged that the final quality can only be as good as what it is optimized for. As the final receiver is assumed to be the machine vision, the optimization goal should be the analysis accuracy. However, such optimization requires the deterministic network model and parameters for analysis, while there is a lack of the generic deep learning model that could be applied to a broad range of analysis tasks. This motivates us to incorporate the signal level distortion into  $\mathcal{D}$ ,

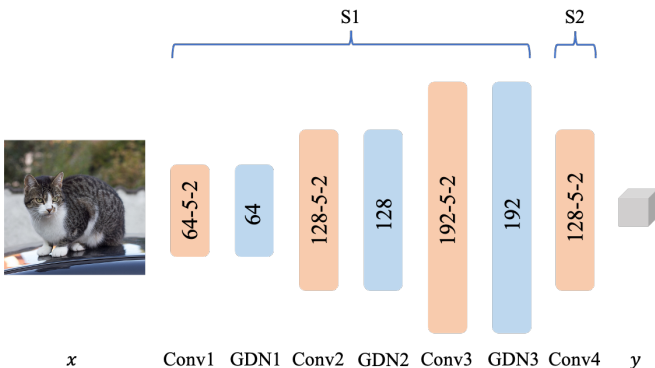


Fig. 4. The inverted bottleneck structure of the end-to-end image compression encoder towards machine vision. “Conv” and “GDN” represent the convolutional layers and the GDN layers respectively. The  $N - K - S$  annotations indicate the channel number  $N$ , the kernel size  $K$  and the stride  $S$  of the convolutional layer respectively.

which is given by,

$$\mathcal{D} = \mathcal{L}_{mse} + \lambda_2 \mathcal{L}_{task}, \quad (2)$$

where the task loss  $\mathcal{L}_{task}$  indicates the accuracy in machine vision, which is typically defined as [40] in object detection. Herein, we introduce the mean squared error (MSE) between the original and reconstructed images  $\mathcal{L}_{mse}$ , which is incorporated as the regularization term for modeling the signal-level distortion. This indicates that the signal quality is simultaneously preserved, which improves the generalization capability of the proposed framework. The parameter  $\lambda_2$  is the weighting factor that controls the signal level distortion and accuracy.

### B. Generalized Distortion Modeling

In this subsection, we introduce the searching strategy to obtain the most appropriate  $\lambda_2$  in practice. It is worth mentioning that there are infinite candidates of  $\lambda_2$  values, while it is impractical to perform the global search for the optimal one. By contrast, the empirical selection of  $\lambda_2$  can also limit the performance. To tackle this problem, we propose the optimization based on the off-line searching, in an effort to achieve enhanced performance towards machine vision.

Herein, we assume that there are  $n$  quality levels in total, referred to as  $q_i, 1 \leq i \leq n$ . Various values of  $\lambda_1$  lead to multiple quality degradation levels in compression, which are denoted as the quality level. For each quality level, it corresponds to a set of potential  $\lambda_2$  values, and the optimal one is selected based on the rate-accuracy (RA) cost. To reduce the number of potential  $\lambda_2$  values in RA cost calculation in order to reduce the amount of tedious training and testing, we propose the iterative approach. In particular, the candidate set of  $\lambda_2$  for quality  $q_i$  at the  $t^{th}$  iteration is determined with a central point  $\lambda_{2,i}$  and an interval  $d$ , denoted as  $\lambda_{2,i,t} = \{\lambda_{2,i,t} - d, \lambda_{2,i,t}, \lambda_{2,i,t} + d\} = \{\lambda_{2,i,t,1}, \lambda_{2,i,t,2}, \lambda_{2,i,t,3}\}$ . The initial values of  $\lambda_{2,t}$  and  $d$  are empirically selected. For  $t^{th}$  iteration and quality level  $q_i$ , the end-to-end image compression is optimized with every candidate in  $\lambda_{2,i,t}$  and the object detection is performed on the decoded images for the RA cost calculation. Herein, in RA cost calculation, we adopt

**Algorithm 1** The algorithm pipeline of the optimization based on the off-line searching.

**Input:** The start points of various quality levels,  $\lambda_{2,i_1} = \{\lambda_{2,i_1,j}, 1 \leq i \leq n \text{ and } j = 1, 2, 3\}$ . The initial interval  $d$ , the shrink factor  $w$ , the maximal iteration number  $N$  and  $t = 1$ .

**Output:** The optimized  $\lambda_2$  value at various quality levels,  $\{\lambda_{2,i}, 1 \leq i \leq n\}$ .

**repeat**

Optimize the compression model with the  $\lambda_2$  candidates in  $t^{th}$  iteration at  $i^{th}$  quality level,  $\{\lambda_{2,i,t,j}, j = 1, 2, 3\}$ .

Evaluate the RA cost, defined in Equ. 4, with the trained network,  $\{(\mathcal{R}_{i,t,j}, \mathcal{D}_{task,i,t,j})\}$ .

Select the  $\lambda_2$  candidate with minimal RA cost, denoted as  $\lambda_{2,i,t}^*$ .

**if**  $\lambda_{2,i,t}^* = \lambda_{2,i,t-1}^*$  **then**  
 $d = d/w$

**end if**

The  $\lambda_2$  candidates in  $t + 1^{th}$  iteration is  $\lambda_{2,i,t+1} = \{\lambda_{2,i,t}^* - d, \lambda_{2,i,t}^*, \lambda_{2,i,t}^* + d\}$ .  
 $t = t + 1$ .

**until**  $t = N$

the evaluation metric in MPEG VCM [47], where the mean average precision (mAP) with the intersection of union from 0.5 to 0.95 with interval 0.05 is selected as the performance metric of object detection, denoted as  $\text{mAP}@0.5:0.95$  and referred as  $map$  for convenience. As such, the accuracy variation of the object detection could be defined as,

$$\mathcal{D}_{task} = (map(x) - map(\hat{x}))/map(x). \quad (3)$$

where  $x$  denotes the original image and  $\hat{x}$  denotes the decoded image.

Herein, the RA cost  $J_{i,t,j}$  is defined as

$$J_{i,t,j} = \gamma_{i,t,j} \mathcal{R}_{i,t,j} + \mathcal{D}_{task,i,t,j} \quad (4)$$

where  $i, j$  denotes the  $i^{th}$  quality level,  $t^{th}$  iteration and the  $j^{th}$   $\lambda_2$  candidate,  $j = 1, 2, 3$ . Again,  $\gamma_{i,t,j}$  denotes the Lagrangian multiplier and is obtained with the curve fitting with the cubic polynomial function of all RA cost points in the first iteration. For every iteration, we select the one with the minimal RA cost.

A bidirectional search for the new candidates of  $\lambda_2$  with interval  $d$  is performed afterwards. Specifically, in  $t^{th}$  iteration, the selected  $\lambda_2$  with minimal RA cost for  $i^{th}$  quality level is denoted as  $\lambda_{2,i,t}^*$ . If  $\lambda_{2,i,t}^* = \lambda_{2,i,t-1}^*$ , the interval  $d$  should be shrunk with factor  $w$ ,  $d = d/w$ . Otherwise,  $d$  remains unchanged. The new candidates for the  $t + 1^{th}$  iteration at  $i^{th}$  quality level could be  $\lambda_{2,i,t+1} = \{\lambda_{2,i,t}^* - d, \lambda_{2,i,t}^*, \lambda_{2,i,t}^* + d\}$ . Such strategy ensures that the proposed algorithm could achieve a monotonically decreasing RA cost across iterations, finally terminate after finite procedures. The pipeline of the proposed algorithm is shown in Algorithm 1.

## VI. DISCUSSIONS

The proposed scheme has close connections to a number of image compression, feature compression and analysis meth-



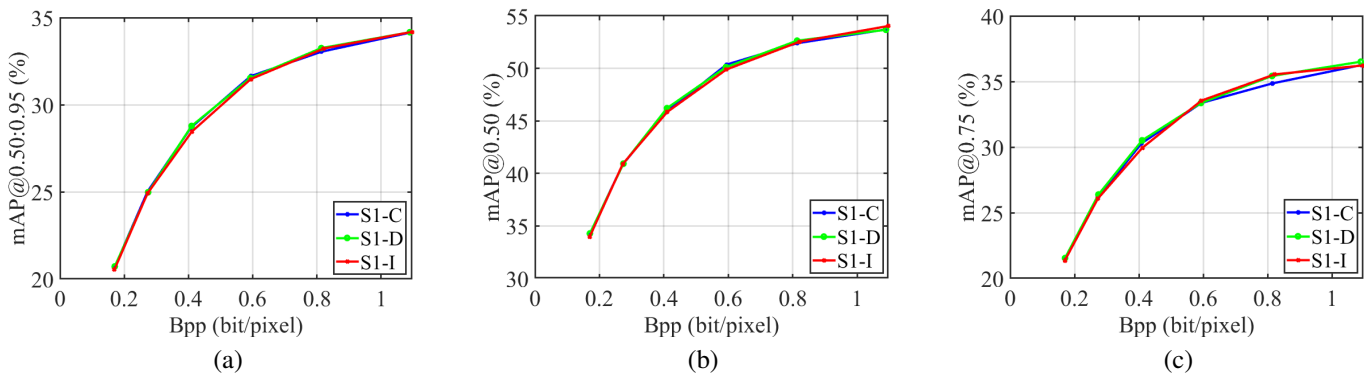


Fig. 5. The performance comparison between the three distributions for stage 1 in terms of (a) rate-mAP@0.50:0.95; (b) rate-mAP@0.50; (c) rate-mAP@0.75.

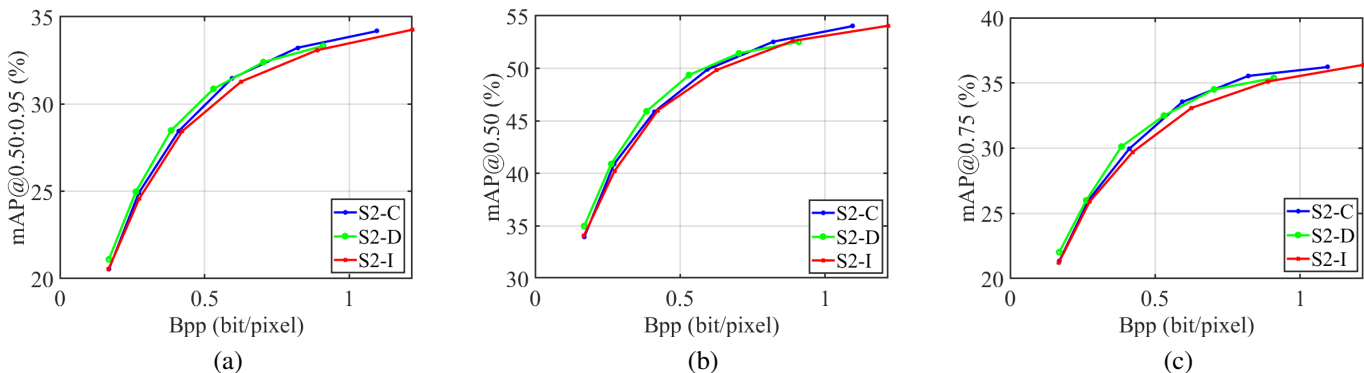


Fig. 6. The performance comparison among the three distributions for stage 2 in terms of (a) rate-mAP@0.50:0.95; (b) rate-mAP@0.50; (c) rate-mAP@0.75.

TABLE I

THE CHANNEL DISTRIBUTIONS AT TWO STAGES. “CONS”, “DOWN” AND “UP” REPRESENT THE CONSTANT, MONOTONICALLY DECREASING AND MONOTONICALLY INCREASING TENDENCY AT EACH STAGE RESPECTIVELY. THE CHANNEL DISTRIBUTIONS OF S2-C AND S1-I ARE IDENTICAL.

Tendency	Stage1 (Conv1,2,3)			Stage2 (Conv4)		
	Cons	Down	Up	Cons	Down	Up
Notation	S1-C	S1-D	S1-I	S2-C	S2-D	S2-I
Conv1	192	320	64	64	64	64
Conv2	192	256	128	128	128	128
Conv3	192	192	192	192	192	192
Conv4	192	192	192	192	128	256

ods.

- **Connections to image compression.** The state-of-the-art image compression schemes remove the redundancy in terms of spatial, statistics and perception. The proposed scheme still inherits the image compression pipeline within CTA framework, and attempts to further remove the redundancies from the perspective of machine vision. In this vein, it is interesting to find that there is still large room to improve the coding performance in terms of RAO.
- **Connections to feature compression.** Though the feature compression could lead to more compact representation, it does not guarantee the reconstruction of the texture and lacks the generalization capability to a certain range of analysis tasks. The proposed scheme is optimized for machine vision, but still preserves the capability of signal level reconstruction. This brings the advantages of enhanced generalization capability to unseen tasks and

human-level monitoring.

- **Connections to analysis methods.** The proposed scheme treats object detection as the analysis task, due to the fact that object detection is the foundation of numerous machine vision applications. It is envisioned that in the future with the increase in the scale of deep learning models, most machine vision tasks are expected to be unified with one architecture. This could bring more feasibilities to the design of the coding scheme towards machine vision, in particular from the standardization perspective.

## VII. EXPERIMENTS

To validate the efficiency of the proposed scheme, we evaluate the rate-accuracy performance of the proposed algorithm under various compression quality levels, compared with the state-of-the-art codecs. The experimental setup of the proposed algorithm is first introduced. Subsequently, the experimental results of the proposed inverted bottleneck structure are presented, and the computational complexity is also analyzed. Moreover, the performance of the proposed generalized RAO is investigated in terms of machine vision and the generalization capability towards other tasks is validated from the perspective of the signal-level reconstruction performance. Finally, the image compression performance towards object detection with the combination of proposed inverted bottleneck encoder and generalized rate-accuracy optimization is presented, comparing with state-of-the-art image coding schemes including VVC and end-to-end image compression.

TABLE II

THE NUMBER OF PARAMETERS AND THE ENCODING TIME FOR THE ENCODER WITH VARIOUS CHANNEL DISTRIBUTIONS. HEREIN, THE PARAMETER NUMBER IS DENOTED AS “# OF PARAM.” IN THE TABLE. FOR EVERY CHANNEL DISTRIBUTION, THE ENCODING TIME IS AVERAGED WITH VARIOUS QUALITY LEVELS. THE PROPOSED INVERTED BOTTLENECK ENCODER WITH CHANNEL DISTRIBUTION S2-D ACHIEVES 48.23% AND 35.35% REDUCTION IN TERMS OF PARAMETER NUMBER AND ENCODING TIME RESPECTIVELY, COMPARED WITH THE CONSTANT CHANNEL DISTRIBUTION S1-C.

	S1-C	S1-D	S2-C(S1-I)	S2-D	S2-I
# of Param.	2,891,136	4,428,928	1,803,904	<b>1,496,640</b>	2,111,168
Encoding time (second)	2.778	3.694	1.986	<b>1.796</b>	2.288

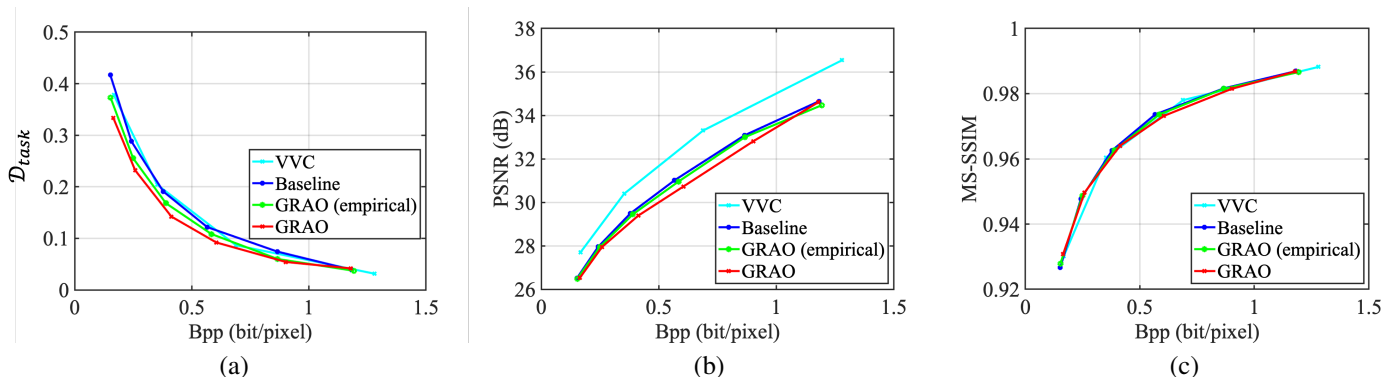


Fig. 7. The rate-distortion performance comparison among proposed GRAO, GRAO (empirical), Baseline, and VVC in terms of (a)  $\mathcal{D}_{task}$ ; (b) PSNR; (c) MS-SSIM.

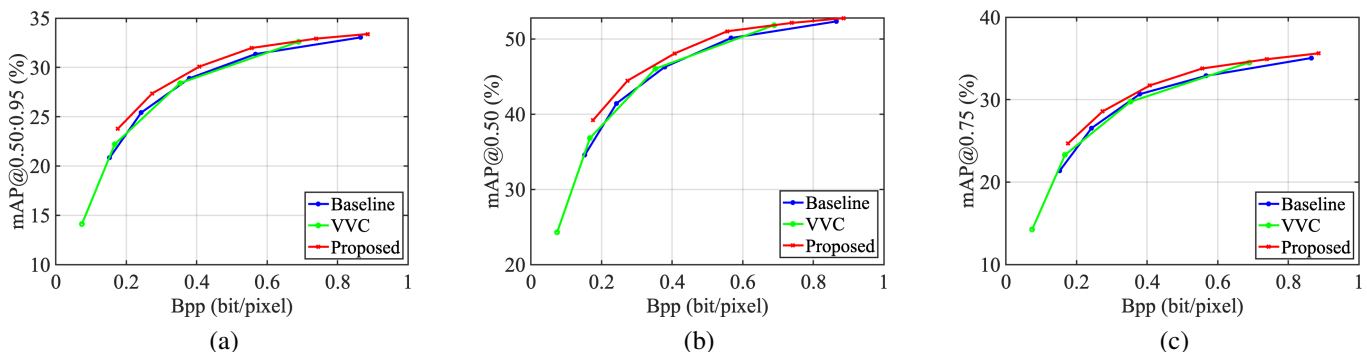


Fig. 8. The performance comparison of the proposed algorithm with Baseline and VVC in terms of (a) rate-mAP@0.50:0.95; (b) rate-mAP@0.50; (c) rate-mAP@0.75.

### A. Experimental Setup

The end-to-end image compression towards machine vision is implemented using PyTorch [48]. For the image compression model, the learning rate of the en/decoder and the entropy model are set to 0.0001 and 0.001 respectively. The optimization method is Adaptive Moment Estimation (Adam) [49]. The training and testing data are the training and validation part of COCO2017 dataset [50] respectively. In order to achieve stable compression performance, the end-to-end image compression model is first trained under the conventional rate-distortion loss function, where  $\mathcal{L}_{task}$  is not involved. The batch size and the patch size are 16 and  $256 \times 256$  respectively. The model is trained with 70 epochs and the setting of  $\lambda_1$  under various compression levels is the same as [46]. Regarding the optimization of image compression with the proposed joint loss function, the parameter in the codec is initialized with the pretrained model with the same  $\lambda_1$  value. The parameters of Faster-RCNN are initialized and fixed with the released model in [51]. The patch size is enlarged to  $512 \times 512$  to contain the objects with multiple scales. The batch size is set to 8 with the training epoch 1. Moreover, the initial  $\lambda_2$  and

interval  $d$  are empirically set to 40 and 32 respectively. The shrinking factor  $w$  and the maximal iteration number  $N$  are 2 and 4, respectively. We evaluate the compression performance of VVC using the open source implementation VVenC [52] with YUV444 format under slower preset.

### B. Performance of Inverted Bottleneck Encoder

We divide the evaluation into two stages, where the first stage focuses on the effectiveness of the monotonically increasing channel numbers comparing with other solutions (monotonically decreasing and constant). Grounded on this design, the second stage targets to investigate the advantage by decreasing the channel number, which is further compared to the solution with increasing and constant channel numbers. More specifically, the channel distribution under these two stages is listed in Table I.

For the first stage, we evaluate the rate-analysis performance in terms of mAP@0.5:0.95, mAP@0.50 and mAP@0.75, all of which have been widely used in object detection evaluation [40], [53]. As shown in Fig. 5, the compression model with three distributions (S1-C, S1-D and S1-I) reveal very close



Fig. 9. Visualization of the reconstructed images of the proposed framework, compared with the VVC and baseline model. For every compression codec, the MAD between the reconstructed and the original images are visualized with min-max normalization, accompanying with the bitrate and the analysis accuracy. The red rectangles indicate the regions that are compressed aggressively, as they are not particularly important in the analysis task.

performance under various analysis accuracy measures. It is apparent that for the model S1-I which economizes the channels could achieve the comparable performance with lower computational complexity. These experimental results provide useful evidence on the effectiveness of the proposed monotonically increasing structure for feature extraction. Furthermore, based on such design of channel distribution in stage 1, which is fixed as the monotonically increasing distribution, we evaluate the object detection performance under various bitrates of the three distributions in the stage 2. As shown in Fig. 6, comparable performance has also been achieved under the three distributions and the encoder structure with S2-D distribution achieves better performance at low bitrate. As shown in Table II, the inverted bottleneck structure with channel distribution S2-D could reduce the computational expense with

the fewest number of parameters, which is also verified with encoding time consumption. Consequently, by combining the stage 1 and stage 2, the proposed inverted bottleneck structure with channel distribution S2-D could compactly represent the images with comparable representation efficiency and lower computational complexity.

### C. Performance of Generalized Rate-accuracy Optimization

In this subsection, we evaluate the performance of proposed generalized RAO (GRAO) framework. In particular, the performance comparison is achieved in terms of the rate- $\mathcal{D}_{task}$  performance, and the compared methods include the method without GRAO and the empirical selected  $\lambda_2$  value with GRAO, denoted as Baseline and GRAO (empirical) respectively. Specifically, the loss function of Baseline model



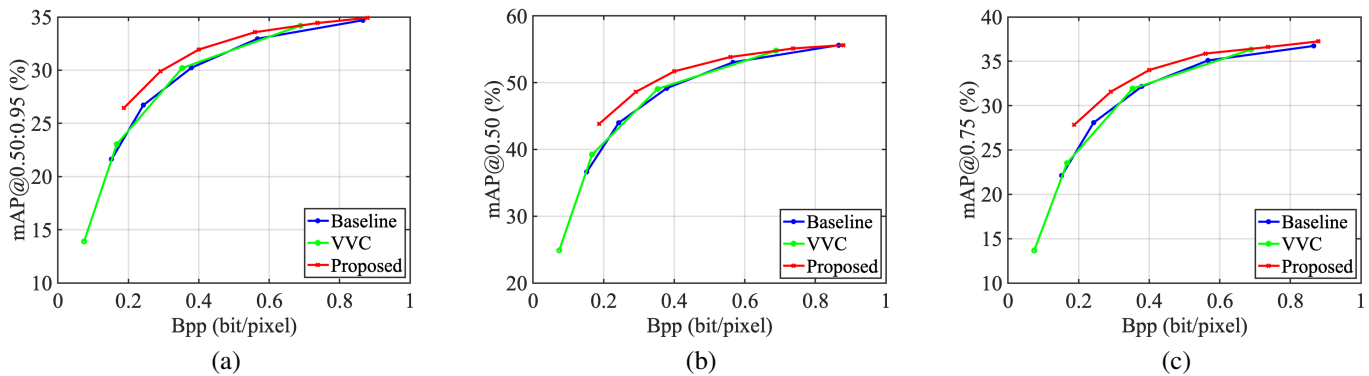


Fig. 10. The performance comparison for instance segmentation of the proposed algorithm with Baseline and VVC in terms of (a) rate-mAP@0.50:0.95; (b) rate-mAP@0.50; (c) rate-mAP@0.75.

is  $\mathcal{L} = \lambda_1 \mathcal{L}_{mse} + \mathcal{R}$  and the loss function of GRAO-based models follows the formulation of Equ. 1. As shown in Fig. 7.(a), there is an obvious performance improvement of the proposed GRAO framework and the proposed iterative GRAO can further improve the compression performance comparing with GRAO (empirical). In particular, the performance gain is more obvious for low bit rate scenarios due to the fact that the optimization plays a more important role in low bit rate coding scenarios. In contrast, the performance gain saturates at high bit rates as the degradation of image compression for analysis tasks is not obvious in high bit rate scenarios. The signal-level reconstruction performance of the proposed GRAO framework is also shown in Fig. 7(b) in terms of rate-PSNR. A signal-level representation performance with acceptable performance degradation compared with Baseline is observed. This further demonstrates the promising generalization capability of the proposed scheme towards other tasks due to the signal-level information representation.

#### D. The Overall Performance Evaluation

We combine the proposed inverted bottleneck structure and the off-line searching algorithm together to evaluate the performance improvement in terms of machine vision with various measures. Herein, we directly apply the  $\lambda_2$  values in Section 6.3, in an effort to study the straightforward combination of these two schemes. The performance is shown in Fig. 8 and it confirms the proposed scheme could achieve significant performance improvement under various evaluation metrics, especially at low bitrates. Specifically, comparing with VVC, the proposed scheme could achieve 9.06% bit rate savings in terms of mAP@0.50:0.95 with Bjøntegaard-Delta rate [54]. Moreover, compared to the end-to-end compression without any modification, the proposed scheme can also achieve significant coding bits savings, revealing the promise of the proposed scheme in a variety of machine vision applications. The visualization of the reconstructed images is also provided in Fig. 9. The MAD between the original and reconstructed images of various compression codecs are shown. It can be observed that the regions that are not particularly important in the analysis task could be substantially compressed in the proposed scheme, revealing the design philosophy of the proposed coding technique.

#### E. The Performance of Generalization Capability

The generalization capability is further investigated in this subsection. In principle, the loss function of object detection in the optimization scheme tends to preserve the semantic information in the compression, potentially leading to better performance in other analysis tasks. More specifically, we evaluate the instance segmentation performance on the reconstructed images of the proposed scheme comparing with VVC and typical end-to-end image compression [25] under pretrained instance segmentation Mask-RCNN [51]. As shown in Fig. 10, there is an obvious performance improvement for instance segmentation, although the image compression model is designed for object detection task. This also provides more evidence regarding the generalization capability of the proposed scheme.

## VIII. CONCLUSION

We propose an end-to-end compression scheme tailored for machine vision, based upon the inverted bottleneck encoding architecture and iterative RAO scheme. The novelty of the proposed scheme lies in the new coding network design and the distortion modeling for RAO, which not only ensures the analysis performance but also maintains the capability of signal reconstruction. The benefits of the proposed scheme in terms of computational complexity, rate-accuracy performance and generalization capability are demonstrated using extensive experiments.

The proposed compression scheme is extensible. For example, more analysis tasks can be combined into the analysis module, making the scheme more sophisticated and powerful. Moreover, the proposed scheme could also be extended to scalable representation, where the output of the end-to-end codec could directly serve as the input module for analysis as the base layer. One may also improve the proposed scheme by considering more variants of rate-accuracy models for optimization. Moreover, the extension of this codec toward a more unified compression scheme, in particular for the early feature extraction stage, is also an interesting research direction yet to be explored.

## REFERENCES

- [1] U. Cisco, “Cisco annual internet report (2017–2022) white paper,” 2019.

- [2] —, “Cisco annual internet report (2018–2023) white paper,” 2020.
- [3] A. Redondi, L. Baroffio, M. Cesana, and M. Tagliasacchi, “Compress-then-analyze vs. analyze-then-compress: Two paradigms for image analysis in visual sensor networks,” in *IEEE International Workshop on Multimedia Signal Processing*. IEEE, 2013, pp. 278–282.
- [4] L.-Y. Duan, V. Chandrasekhar, J. Chen, J. Lin, Z. Wang, T. Huang, B. Girod, and W. Gao, “Overview of the MPEG-CDVS standard,” *IEEE Transactions on Image Processing*, vol. 25, no. 1, pp. 179–194, 2015.
- [5] L.-Y. Duan, Y. Lou, Y. Bai, T. Huang, W. Gao, V. Chandrasekhar, J. Lin, S. Wang, and A. C. Kot, “Compact descriptors for video analysis: The emerging MPEG standard,” *IEEE MultiMedia*, vol. 26, no. 2, pp. 44–54, 2018.
- [6] S. Xia, K. Liang, W. Yang, L.-Y. Duan, and J. Liu, “An emerging coding paradigm VCM: A scalable coding approach beyond feature and signal,” *arXiv preprint arXiv:2001.03004*, 2020.
- [7] G. K. Wallace, “The JPEG still picture compression standard,” *IEEE Transactions on Consumer Electronics*, vol. 38, no. 1, pp. xviii–xxxiv, 1992.
- [8] M. Rabbani, “JPEG2000: Image compression fundamentals, standards and practice,” *Journal of Electronic Imaging*, vol. 11, no. 2, p. 286, 2002.
- [9] L. Lian and W. Shilei, “Webp: A new image compression format based on vp8 encoding,” *Microcontrollers & Embedded Systems*, vol. 3, 2012.
- [10] T. Wiegand, G. J. Sullivan, G. Bjontegaard, and A. Luthra, “Overview of the H. 264/AVC video coding standard,” *IEEE Transactions on Circuits and Systems for Video Technology*, vol. 13, no. 7, pp. 560–576, 2003.
- [11] G. J. Sullivan, J.-R. Ohm, W.-J. Han, and T. Wiegand, “Overview of the high efficiency video coding (HEVC) standard,” *IEEE Transactions on Circuits and Systems for Video Technology*, vol. 22, no. 12, pp. 1649–1668, 2012.
- [12] Y.-J. Choi, D.-S. Jun, W.-S. Cheong, and B.-G. Kim, “Design of efficient perspective affine motion estimation/compensation for versatile video coding (VVC) standard,” *Electronics*, vol. 8, no. 9, p. 993, 2019.
- [13] J. Zhang, C. Jia, M. Lei, S. Wang, S. Ma, and W. Gao, “Recent development of AVS video coding standard: AVS3,” in *2019 Picture Coding Symposium (PCS)*. IEEE, 2019, pp. 1–5.
- [14] K. Ramchandran and M. Vetterli, “Rate-distortion optimal fast thresholding with complete JPEG/MPEG decoder compatibility,” *IEEE Transactions on image processing*, vol. 3, no. 5, pp. 700–704, 1994.
- [15] G. J. Sullivan and T. Wiegand, “Rate-distortion optimization for video compression,” *IEEE signal processing magazine*, vol. 15, no. 6, pp. 74–90, 1998.
- [16] J. Stankowski, C. Korzeniewski, M. Domański, and T. Grajek, “Rate-distortion optimized quantization in HEVC: Performance limitations,” in *2015 Picture coding symposium (PCS)*. IEEE, 2015, pp. 85–89.
- [17] M. Karczewicz, Y. Ye, and I. Chong, “Rate distortion optimized quantization,” *ITU-T Q*, vol. 6, 2008.
- [18] X. Li, N. Oertel, A. Hutter, and A. Kaup, “Laplace distribution based lagrangian rate distortion optimization for hybrid video coding,” *IEEE Transactions on Circuits and Systems for Video Technology*, vol. 19, no. 2, pp. 193–205, 2008.
- [19] S. Wang, A. Rehman, Z. Wang, S. Ma, and W. Gao, “SSIM-motivated rate-distortion optimization for video coding,” *IEEE Transactions on Circuits and Systems for Video Technology*, vol. 22, no. 4, pp. 516–529, 2011.
- [20] G. Toderici, S. M. O’Malley, S. J. Hwang, D. Vincent, D. Minnen, S. Baluja, M. Covell, and R. Sukthankar, “Variable rate image compression with recurrent neural networks,” *ICLR*, 2016.
- [21] D. Liu, H. Ma, Z. Xiong, and F. Wu, “CNN-based DCT-like transform for image compression,” in *International Conference on Multimedia Modeling*. Springer, 2018, pp. 61–72.
- [22] J. Ballé, V. Laparra, and E. P. Simoncelli, “Density modeling of images using a generalized normalization transformation,” *arXiv preprint arXiv:1511.06281*, 2015.
- [23] J. Ballé, V. Laparra, and E. Simoncelli, “End-to-end optimized image compression,” in *International Conference on Learning Representations*, 2017.
- [24] J. Ballé, D. Minnen, S. Singh, S. J. Hwang, and N. Johnston, “Variational image compression with a scale hyperprior,” in *International Conference on Learning Representations*, 2018.
- [25] D. Minnen, J. Ballé, and G. Toderici, “Joint autoregressive and hierarchical priors for learned image compression,” *arXiv preprint arXiv:1809.02736*, 2018.
- [26] A. Krizhevsky, I. Sutskever, and G. E. Hinton, “Imagenet classification with deep convolutional neural networks,” in *Advances in Neural Information Processing Systems*, 2012, pp. 1097–1105.
- [27] K. Simonyan and A. Zisserman, “Very deep convolutional networks for large-scale image recognition,” in *International Conference on Learning Representations*, 2015.
- [28] C. Szegedy, W. Liu, Y. Jia, P. Sermanet, S. Reed, D. Anguelov, D. Erhan, V. Vanhoucke, and A. Rabinovich, “Going deeper with convolutions,” in *Proceedings of the IEEE conference on computer vision and pattern recognition*, 2015, pp. 1–9.
- [29] K. He, X. Zhang, S. Ren, and J. Sun, “Deep residual learning for image recognition,” in *Proceedings of the IEEE conference on computer vision and pattern recognition*, 2016, pp. 770–778.
- [30] L. Ding, Y. Tian, H. Fan, C. Chen, and T. Huang, “Joint coding of local and global deep features in videos for visual search,” *IEEE Transactions on Image Processing*, vol. 29, pp. 3734–3749, 2020.
- [31] S. Wang, W. Yang, and S. Wang, “End-to-end facial deep learning feature compression with teacher-student enhancement,” *arXiv preprint arXiv:2002.03627*, 2020.
- [32] Z. Chen, K. Fan, S. Wang, L. Duan, W. Lin, and A. C. Kot, “Toward intelligent sensing: Intermediate deep feature compression,” *IEEE Transactions on Image Processing*, vol. 29, pp. 2230–2243, 2020.
- [33] R. Torfason, F. Mentzer, E. Agustsson, M. Tschannen, R. Timofte, and L. Van Gool, “Towards image understanding from deep compression without decoding,” *arXiv preprint arXiv:1803.06131*, 2018.
- [34] L.-Y. Duan, J. Liu, W. Yang, T. Huang, and W. Gao, “Video coding for machines: A paradigm of collaborative compression and intelligent analytics,” *arXiv preprint arXiv:2001.03569*, 2020.
- [35] Y. Z. M. Rafie and S. Liu, “Draft of call for evidence for video coding for machines,” *MPEG doc. m56229 and ISO/IEC JTC 1/SC 29/WG 2*, 2021.
- [36] —, “Use cases and requirements for video coding for machines,” *MPEG doc. m56227 and ISO/IEC JTC 1/SC 29/WG 2*, 2021.
- [37] Y. Ke, R. Sukthankar, and M. Hebert, “Event detection in crowded videos,” in *2007 IEEE 11th International Conference on Computer Vision*. IEEE, 2007, pp. 1–8.
- [38] A. Basharat, A. Gritai, and M. Shah, “Learning object motion patterns for anomaly detection and improved object detection,” in *2008 IEEE Conference on Computer Vision and Pattern Recognition*. IEEE, 2008, pp. 1–8.
- [39] S. Balaji and S. Karthikeyan, “A survey on moving object tracking using image processing,” in *2017 11th international conference on intelligent systems and control (ISCO)*. IEEE, 2017, pp. 469–474.
- [40] S. Ren, K. He, R. Girshick, and J. Sun, “Faster r-cnn: Towards real-time object detection with region proposal networks,” *arXiv preprint arXiv:1506.01497*, 2015.
- [41] M. D. Zeiler and R. Fergus, “Visualizing and understanding convolutional networks,” in *European conference on computer vision*. Springer, 2014, pp. 818–833.
- [42] Y. Li, C. Jia, S. Wang, X. Zhang, S. Wang, S. Ma, and W. Gao, “Joint rate-distortion optimization for simultaneous texture and deep feature compression of facial images,” in *2018 IEEE Fourth International Conference on Multimedia Big Data (BigMM)*. IEEE, 2018, pp. 1–5.
- [43] X. Zhang, S. Ma, S. Wang, X. Zhang, H. Sun, and W. Gao, “A joint compression scheme of video feature descriptors and visual content,” *IEEE Transactions on Image Processing*, vol. 26, no. 2, pp. 633–647, 2016.
- [44] S. Ma, X. Zhang, S. Wang, X. Zhang, C. Jia, and S. Wang, “Joint feature and texture coding: Toward smart video representation via front-end intelligence,” *IEEE Transactions on Circuits and Systems for Video Technology*, vol. 29, no. 10, pp. 3095–3105, 2018.
- [45] L. Ding, Y. Tian, H. Fan, Y. Wang, and T. Huang, “Rate-performance-loss optimization for inter-frame deep feature coding from videos,” *IEEE Transactions on Image Processing*, vol. 26, no. 12, pp. 5743–5757, 2017.
- [46] J. Bégaint, F. Racapé, S. Feltman, and A. Pushpajaja, “Compressai: a pytorch library and evaluation platform for end-to-end compression research,” *arXiv preprint arXiv:2011.03029*, 2020.
- [47] Y. Z. M. Rafie and S. Liu, “Draft of evaluation framework for video coding for machines,” *MPEG doc. m56228 and ISO/IEC JTC 1/SC 29/WG 2*, 2021.
- [48] A. Paszke, S. Gross, F. Massa, A. Lerer, J. Bradbury, G. Chanan, T. Killeen, Z. Lin, N. Gimelshein, L. Antiga et al., “Pytorch: An imperative style, high-performance deep learning library,” *arXiv preprint arXiv:1912.01703*, 2019.
- [49] D. P. Kingma and J. Ba, “Adam: A method for stochastic optimization,” *arXiv preprint arXiv:1412.6980*, 2014.
- [50] T.-Y. Lin, M. Maire, S. Belongie, J. Hays, P. Perona, D. Ramanan, P. Dollár, and C. L. Zitnick, “Microsoft COCO: Common objects in

context,” in *European conference on computer vision*. Springer, 2014, pp. 740–755.

- [51] Y. Wu, A. Kirillov, F. Massa, W.-Y. Lo, and R. Girshick, “Detectron2,” <https://github.com/facebookresearch/detectron2>, 2019.
- [52] H. Fraunhofer, “Vvenc software repository,” 2020.
- [53] R. J. Wang, X. Li, and C. X. Ling, “Pelee: A real-time object detection system on mobile devices,” *arXiv preprint arXiv:1804.06882*, 2018.
- [54] L. L. Christopher Hollmann, “On the evaluation of VCM proposals,” *MPEG doc. m55854 and ISO/IEC JTC 1/SC 29/WG 2*, 2021.