

The Variance Gamma++ Process and Applications to Energy Markets

Matteo Gardini* Piergiacomo Sabino[†] Emanuela Sasso[‡]

July 3, 2022

Abstract

The purpose of this article is to introduce a new Lévy process, termed Variance Gamma++ process, to model the dynamic of assets in illiquid markets. Such a process has the mathematical tractability of the Variance Gamma process and is obtained applying the self-decomposability of the gamma law. Compared to the Variance Gamma model, it has an additional parameter representing the measure of the trading activity. We give a full characterization of the Variance Gamma++ process in terms of its characteristic triplet, characteristic function and transition density. In addition, we provide efficient path simulation algorithms, both forward and backward in time. We also obtain an efficient “integral-free” explicit pricing formula for European options. These results are instrumental to apply Fourier-based option pricing and maximum likelihood techniques for the parameter estimation. Finally, we apply our model to illiquid markets, namely to the calibration of European power future market data. We accordingly evaluate exotic derivatives using the Monte Carlo method and compare these values to those obtained using the Variance Gamma process and give an economic interpretation of the obtained results. Finally, we illustrate an extension to the multivariate framework.

1 Introduction

The purpose of this study is to introduce a new Lévy process related to the Variance Gamma process which inherits its mathematical tractability and financial interpretation. It has only an additional parameter which measures the trading activity and therefore the liquidity regime. We call such a new process Variance Gamma++ (VG++).

Models based on the Variance Gamma distribution are widely used in finance since the introduction of the Variance Gamma process by Madan and Seneta [26]. Such a process presents many interesting properties: both characteristic function and density are available

*Department of Mathematics, University of Genoa, Via Dodecaneso 16146, Genoa, Italy, email gardini@dima.unige.it

[†]Quantitative Risk Management, E.ON SE, Brüsseler Platz 1, 45131 Essen, Germany, email piergiacomo.sabino@eon.com

[‡]Department of Mathematics, University of Genoa, Via Dodecaneso 16146, Genoa, Italy, email sasso@dima.unige.it

in a closed form and, moreover, a closed formula for European options is known. Finally, efficient methods for path simulations can be used in order to simulate the process and hence to price exotic contingent claims. All these properties together with the fact that the model overcomes some well known limits of the Black and Scholes [4] model, make it a good candidate for financial markets modeling.

In contrast to the classical Black and Scholes [4] market, where real data description is based on the standard Brownian diffusion-type processes, the Variance Gamma assumes that dynamics of the price or of the returns depends on a time-changed Brownian motion where the time-change is given by a gamma process. Such a random time process, called subordinator, can be interpreted as trading activity, in the sense that the price does not evolve in terms of the physical time but instead in terms of the random transactions exchanged in the market.

This interpretation has been explored using different types of subordinator processes, for instance Barndorff-Nielsen [3] takes an Inverse Gaussian subordinator and also the CGMY model, introduced in Carr et al. [11] which generalizes the Variance Gamma model, under some parameter constrains can be seen a time-changed Brownian motion. All these models are pure jump models with infinite activity that differ from jump-diffusion models (see for instance Merton [27] and Kou [23]) where the jumps are interpreted as sudden news in the market.

However, some real data exhibit characteristic periods of constant values especially in illiquid markets like some not so mature energy markets. In such cases, adopting the financial interpretation that the subordinating process represents the trading activity, the gamma process (and the other subordinators mentioned above) imply that in any finite time-interval the number of trades cannot be zero because its trajectory is strictly increasing. The Variance Gamma process essentially exhibits an infinite number of jumps in any finite time interval and hence its trajectories can not be constant over time (see Cont and Tankov [12, Lemma 2.1]). Market liquidity is generally strictly related to the amount of registered transactions between counterparts. Therefore, a zero variation of the price over the time period Δt usually appears when no market transactions occur.

The main idea of this research is to replace the gamma process by another process related to it, which may be constant in time and keeps the right properties to still behave as a subordinator. The new subordinator is then of finite activity and the probability of having no transactions in a finite period of time will not be null.

To this end we use the well-know self-decomposability of the gamma law (see Grigelionis [19]). We recall that a random variable X is said to have a self-decomposable law (see Sato [33] and Cufaro Petroni [13]), if for all $a \in (0, 1)$ there exist two independent random variables Y and Z_a such that $X \stackrel{d}{=} Y + Z_a$ and:

$$X \stackrel{d}{=} aY + Z_a.$$

In the following we will refer to Z_a as the a -remainder of the sd law. It turns out that the law of Z_a is infinitely divisible (see Sato [33]) and one can construct the associated Lévy process $Z_a^{++} = \{Z_a^{++}(t); t \geq 0\}$.

Our approach consists in taking the subordinator Z_a^{++} , from the a -remainder of the gamma law to construct the new VG++ process $X = \{X(t); t \geq 0\} = \{W(Z_a(t)); t \geq 0\}$ where $W = \{W(t); t \geq 0\}$ is a Brownian motion with drift $\theta \in \mathbb{R}$ and diffusion $\sigma > 0$

independent from Z_a^{++} . Denoting with X the log-price process of a risky asset and $\Delta X = X(t + \Delta t) - X(t)$ its increment over the time interval Δt , we show that $\mathbb{P}(\Delta X = 0) > 0$, therefore we have a non zero probability to have no transactions in the time interval Δt . In particular, we show that the parameter a plays the role of an indicator of the trading activity.

Accordingly, we derive the Lévy measure, the transition density and the characteristic function in closed form. However, the new process has finite activity, but can also be written as the difference of two independent subordinators and keeps the mathematical tractability of the Variance Gamma process. As a consequence, we obtain a closed formula for European call options, which is an infinite weighted sum of call options priced under the Variance Gamma model, where the shape parameter of the underlying gamma subordinator is now an integer. Such a formula does not require any numerical integration, but can be reduced to matrix multiplications which are faster than numerical integration algorithms.

The paper is structured as follows: in Section 2 we introduce some notation and we give some preliminary remarks which are instrumental to give the full characterization of the VG++ process: moreover, we introduce two different algorithms to simulate the skeleton of the process Z_a^{++} . In Section 3 we study the mathematical properties of the VG++ process: we give its full characterization in terms of its Lévy triplet, we derive a close formula for European call options pricing and, finally, we derive the law of its Lévy bridge. This last result is then used to develop an efficient method to simulate the VG++ process backward in time. Section 4 illustrates numerical results and a possible financial application. In Subsection 4.1 we compare the option pricing using the FFT method proposed by Carr and Madan [10] and by the Monte Carlo scheme with that obtained using the closed formula presented in Section 3. In Subsection 4.2 we calibrate the VG++ model on power energy future markets, in Subsection 4.3 we compare the prices of exotic derivatives obtained using the Variance Gamma model and the VG++ model. Finally, in Section 5 we briefly discuss how to extend the model to a multivariate framework and Section 6 concludes and gives some insights about possible future inquiries.

2 Notation and preliminary remarks

In this section we introduce the notation and the shortcuts that will be used throughout the paper and present some concepts and instrumental results for the construction of the VG++ process.

2.1 Notation

We write $\Gamma(\alpha, \beta)$ to denote the gamma law with scale $\alpha > 0$ and rate $\beta > 0$. Of course, when $\alpha = n \in \mathbb{N}$, such a law coincides with the Erlang distribution denoted $\mathcal{E}_n(\beta)$, for simplicity we drop $n = 1$ for the exponential distribution. We write $\mathcal{P}(\lambda)$ to denote the Poisson law with parameter $\lambda > 0$, $\mathcal{N}(\mu, \sigma)$ to denote the Gaussian distribution with mean $\mu \in \mathbb{R}$ and variance $\sigma^2 > 0$. Moreover, we write $\mathcal{U}([0, 1])$ to denote the uniform distribution in $[0, 1]$. We use the shortcuts *id* and *sd* for infinitely divisible and self-decomposable distributions, respectively. We use the shortcut *rv* for random variable and

iid for independently and identically distributed, whereas we use *chf* and *pdf* as shortcuts for characteristic function and density function, respectively.

2.2 Preliminary remarks

A *rv* X is said to have a *sd* law if for all $a \in (0, 1)$ there exist a *rv* Y with the same law of X and a *rv* Z_a independent of Y such that

$$X \stackrel{d}{=} aY + Z_a.$$

In the following we will refer to Z_a as the a -remainder of the *sd* law. If we denote by $\phi_X(u)$ the *chf* of X and by $\phi_{Z_a}(u)$ the *chf* of Z_a we have that:

$$\phi_X(u) = \phi_X(au) \phi_{Z_a}(u). \quad (1)$$

It can be shown that the law of the a -remainder of a *sd* law is *id* (see Sato [33, Proposition 15.5]). On the other hand, it is well-known that the gamma law is *sd* (see Grigelionis [19]) and hence the law of its a -remainder Z_a is also *id*.

Definition 2.1. We say that Z_a has a *gamma++ law*, and we write $Z_a \sim \Gamma^{++}(a, \alpha, \beta)$, if Z_a is the a -remainder of a $\Gamma(\alpha, \beta)$ distribution.

By Equation (1) it follows that the *chf* of Z_a is

$$\phi_{Z_a}(u) = \left(\frac{\beta - iua}{\beta - iu} \right)^\alpha. \quad (2)$$

In particular its mean and variance are given by:

$$\mathbb{E}[Z_a] = (1 - a) \frac{\alpha}{\beta}, \quad \text{Var}[Z_a] = (1 - a^2) \frac{\alpha}{\beta^2}.$$

Based on the observations above and the findings of Sabino and Cufaro-Petroni [32], in this section we construct the Lévy process $Z_a^{++} = \{Z_a^{++}(t); t \geq 0\}$ associated to the law of the a -remainder of the gamma law, e.g. $Z_a^{++}(1) \stackrel{d}{=} Z_a$. To this end, we recall the following known results (see Sabino and Cufaro-Petroni [32] for details and proofs).

Definition 2.2. A discrete *rv* S is said to be *Polya distributed*, $S \sim \overline{\mathfrak{B}}(\alpha, p)$, with parameters $\alpha > 0$ and $p \in (0, 1)$, if its probability mass function has the following form:

$$\mathbb{P}(\{S = k\}) = \binom{\alpha + k - 1}{k} (1 - p)^\alpha p^k, \quad k = 0, 1, \dots$$

where:

$$\binom{\alpha}{k} = \frac{\alpha(\alpha - 1) \dots (\alpha - k + 1)}{k!}, \quad \binom{\alpha}{0} = 1.$$

Proposition 2.1. Consider $X \sim \Gamma(\alpha, \beta)$, then

$$Z_a \stackrel{d}{=} \begin{cases} \sum_{i=1}^S X_i, & \text{when } S > 0 \\ 0, & \text{when } S = 0 \end{cases}$$

when $X_i \sim \mathcal{E}(\beta/a)$ is a sequence of *iid rv's* and $S \sim \overline{\mathfrak{B}}(\alpha, 1 - a)$. In particular $Z_a|_{S=s} \sim \Gamma(s, \beta/a)$, when $s > 0$.

Proposition 2.2. *The pdf $g_a(x)$ of $Z_a \sim \Gamma^{++}(\alpha, \beta)$ is given by:*

$$g_a(x) = a^\alpha \delta_0(x) + \sum_{n \geq 1} \binom{\alpha + n - 1}{n} a^\alpha (1 - a)^n f_{n, \beta/a}(x) \mathbb{1}_{(0, \infty)}(x) dx \quad (3)$$

where $\delta_0(x)$ is the Dirac function, $f_{n, \beta/a}(x)$ is the pdf of an Erlang law with parameters n and β/a which is given by:

$$f_{n, \beta/a}(x) = \left(\frac{\beta}{a}\right)^n \frac{x^{n-1} e^{-\beta x/a}}{(n-1)!} \mathbb{1}_{[0, \infty)}(x).$$

We remark that the law of Z_a can be seen as a mixture of Erlang laws with parameter β/a , where the mixing distribution is a Polya distribution, plus a degenerate law at $x = 0$.

From Corollary 2.1 we can define the process Z_a^{++} as follows:

$$Z_a^{++}(t) \stackrel{d}{=} \begin{cases} \sum_{i=1}^{S(t)} X_i, & \text{when } S(t) > 0, \\ 0, & \text{when } S(t) = 0 \end{cases}, \quad (4)$$

where $X_i \sim \mathcal{E}(\beta/a)$ is a sequence of *iid* *rv*'s and $S = \{S(t); t \geq 0\}$ is a Polya process such that for each $t \geq 0$, $S(t) \sim \overline{\mathfrak{B}}(\alpha t, 1 - a)$. The construction is mathematically consistent since the Polya distribution is *sd* and therefore the Polya process is a Lévy process.

We proceed then in the derivation of the characteristic Lévy triplet of the process Z_a^{++} . We rely on the the following proposition proven in Cufaro-Petroni and Sabino [14] that relates the characteristic triplet of a *sd* law with that of its a -remainder.

Proposition 2.3. *Consider a *sd* law with Lévy triplet (γ, σ, ν) , where $\sigma > 0$ is the diffusion and ν is the Lévy measure. Then for every $a \in (0, 1)$ the law of its a -remainder has Lévy triplet $(\gamma_a, \sigma_a, \nu_a)$:*

$$\begin{aligned} \gamma_a &= \gamma(1 - a) - a \int_{\mathbb{R}} \text{sign}(x) (\mathbb{1}_{|x| \leq 1/a} - \mathbb{1}_{|x| \leq 1}) |x| \nu(x) dx, \\ \sigma_a &= \sigma \sqrt{1 - a^2}, \\ \nu_a(x) &= \nu(x) - \frac{\nu(x/a)}{a}. \end{aligned}$$

Proposition 2.4. *Consider the process Z_a^{++} , then*

(i) *The characteristic triplet $(\gamma_a, \sigma_a, \nu_a)$ of Z_a^{++} is given by:*

$$\begin{aligned} \gamma_a &= \left(1 - e^{-\beta}\right) - a \left(1 - e^{-\beta/a}\right), \\ \sigma_a &= 0, \\ \nu_a(x) &= \frac{\alpha}{x} \left(e^{-\beta x} - e^{-\beta x/a}\right) \mathbb{1}_{(0, \infty)}(x). \end{aligned}$$

(ii) *Z_a^{++} has finite variation and, in particular, is a subordinator.*

(iii) Z_a^{++} has finite activity and therefore it is a compound Poisson process with intensity $\lambda = \alpha \log(1/a)$ and the distribution of the jumps $f(x)$ is given by:

$$f(x) = \int_1^{1/a} \frac{1}{y \log(1/a)} \cdot \beta y e^{-\beta x y} dy.$$

Proof. (i) As a direct consequence of Proposition 2.3.

$$\sigma_a = 0,$$

$$\nu_a(x) = \frac{\alpha}{x} e^{-\beta x} \mathbb{1}_{(x, \infty)}(x) - \frac{1}{a} \left(a \cdot \frac{\alpha}{x} e^{-\beta x/a} \right) \mathbb{1}_{(x, \infty)}(x) = \frac{\alpha}{x} \left(e^{-\beta x} - e^{-\beta x/a} \right) \mathbb{1}_{(x, \infty)}(x)$$

$$\begin{aligned} \gamma_a &= \gamma(1-a) - a \int_0^{1/a} \alpha e^{-\beta x} dx + a \int_0^1 \alpha e^{-\beta x} dx \\ &= \gamma(1-a) - a\alpha \left(-\frac{e^{-\beta x}}{\beta} \Big|_0^{1/a} + \frac{e^{-\beta x}}{\beta} \Big|_0^1 \right) \\ &= \gamma(1-a) + \frac{a\alpha}{\beta} \left(e^{\beta/a} - e^{-\beta} \right) \\ &= \frac{\alpha}{\beta} \left(1 - e^{-\beta} \right) (1-a) + \frac{a\alpha}{\beta} \left(e^{\beta/a} - e^{-\beta} \right) \\ &= \frac{\alpha}{\beta} \left(1 - e^{-\beta} - a \left(1 - e^{-\beta/a} \right) \right) \\ &= \frac{\alpha}{\beta} \left(1 - a + a e^{-\beta/a} - e^{-\beta} \right) \\ &= \frac{\alpha}{\beta} \left(\left(1 - e^{-\beta} \right) - a \left(1 - e^{-\beta/a} \right) \right) \geq 0. \end{aligned}$$

(ii) By Cont and Tankov [12, Proposition 3.9] a Lévy process with characteristic triplet (A, ν, γ) is of finite variation if and only if:

$$A = 0 \quad \text{and} \quad \int_{|x| \leq 1} |x| \nu(dx) < \infty.$$

$A = \sigma_a = 0$ and the computation of the integral is straightforward:

$$\begin{aligned} \int_{|x| \leq 1} |x| \nu_a(dx) &= \int_0^1 \alpha t \left(e^{-\beta t} - e^{-\beta t/a} \right) dt \\ &= \frac{\alpha}{\beta} \left(1 - e^{-\beta} - a \left(1 - e^{-\beta/a} \right) \right) < \infty \end{aligned}$$

By Cont and Tankov [12, Proposition 3.10] since $\sigma_a = 0$, $\nu_a((-\infty, 0]) = 0$ and $b = \gamma - \int_0^1 x \nu_a(x) \geq 0$ it follows that Z_a is a subordinator.

(iii) As a direct consequence of Gradshteyn and Ryzhik [18, 3.434] we have:

$$\nu_a(\mathbb{R}) = \alpha \int_{-\infty}^{\infty} \frac{e^{-\beta x} - e^{-\beta x/a}}{x} \mathbb{1}_{(0, \infty)}(x) dx = \log \left(\frac{1}{a} \right) < \infty,$$

hence, Z_a^{++} has finite activity and is a compound Poisson process such that $\nu(x) = \lambda f(x)$ where $f(x)$ represents the *pdf* of the jumps. Define $\Lambda = \log(1/a)$, it follows that:

$$\begin{aligned}
\nu_a(x) &= \Lambda\alpha \cdot \frac{1}{\Lambda x} \left(e^{-\beta x} - e^{-\beta/ax} \right) = \Lambda\alpha \cdot \frac{1}{\Lambda x} \int_1^{1/a} -\beta x e^{-\beta xy} dy \\
&= \Lambda\alpha \int_1^{1/a} -\frac{\beta}{\Lambda} e^{-\beta xy} dy = \Lambda\alpha \int_1^{1/a} \frac{\beta}{\log a} e^{-\beta xy} dy \\
&= \Lambda\alpha \int_1^{1/a} \frac{\beta y}{y \cdot \log a} e^{-\beta xy} dy \\
&= \underbrace{\Lambda\alpha}_{\lambda} \cdot \underbrace{\int_1^{1/a} \frac{1}{y \log a} f_{\mathcal{E}}(x|\mu = \beta y) dy}_{f(x)},
\end{aligned}$$

where $f_{\mathcal{E}}(x|\mu)$ is the *pdf* of an exponential distribution with parameter $\mu > 0$ and that concludes the proof. ■

We remark that Proposition 2.4 (iii) states that the distribution of the jump sizes can be seen as a mixture of an exponential law with stochastic rate given by βY where Y is a *rv* whose *pdf* is given by $g_Y(y) = \frac{1}{y \log a} \mathbb{1}_{[1, 1/a]}(y)$. The cumulative distribution function of Y is given by:

$$F_Y(x) = \frac{1}{\log a} \int_1^x \frac{1}{y} dy = \frac{\log x}{\log a},$$

and it is then easy to verify that

$$Y \stackrel{d}{=} a^U, \quad U \sim \mathcal{U}([0, 1]),$$

which simplifies the simulation of the skeleton of the process Z_a^{++} as illustrated in Algorithm 1.

Algorithm 1 Simulation of $Z_a(t)$.

- 1: Simulate $n \sim \mathcal{P}(\alpha t \log(1/a))$
 - 2: Simulate n *iid* *rv*'s $u_i \sim \mathcal{U}([0, 1])$ and set $y_i = a^{u_i}$
 - 3: Simulate n *iid* *rv*'s $J_i \sim \mathcal{E}(\beta y_i)$.
 - 4: Set $Z_a^{++}(t) = \sum_{i=0}^n J_i$.
-

Alternatively, as shown in Sabino and Cufaro-Petroni [32] the skeleton of Z_a^{++} can be simulated as a stochastic sum of independent exponentially distributed *rv*'s with parameter β/a , where the number of terms is given by $S(t) \sim \overline{\mathfrak{B}}(\alpha t, 1 - a)$ as summarized in Algorithm 2.

3 Variance Gamma++ process

In Section 2.2 we have shown that Z_a^{++} is a subordinator and hence can be used to time change a Brownian motion.

Algorithm 2 Simulation of $Z_a(t)$.

- 1: Simulate $s \sim \overline{\mathfrak{B}}(\alpha t, 1 - a)$.
 - 2: Set $Z_a^{++}(t) \sim \mathcal{E}_s(\beta/a)$.
-

Definition 3.1. Consider a Brownian motion $W = \{W(t); t \geq 0\}$, with drift $\theta \in \mathbb{R}$, diffusion $\sigma \in \mathbb{R}^+$ independent of Z_a^{++} . We call the process $X = \{X(t); t \geq 0\}$ defined as

$$X(t) = \theta Z_a^{++}(t) + \sigma W(Z_a^{++}(t)), \quad t \geq 0 \quad (5)$$

VG++ process.

In the following we detail its properties.

Proposition 3.1. For $u \in \mathbb{R}$, the chf of X at time t is given by:

$$\phi_{X(t)}(u) = \phi_{Z_a^{++}(t)}\left(\theta u + iu^2 \frac{\sigma^2}{2}\right) = \left(\frac{\beta - i(\theta u + iu^2 \sigma^2/2)a}{\beta - i(\theta u + iu^2 \sigma^2/2)}\right)^{\alpha t}. \quad (6)$$

Proof. Knowing that the chf of the Gaussian distribution $\mathcal{N}(\mu, \sigma)$ is given by:

$$\phi(u) = e^{i\theta u - \frac{\sigma^2 u^2}{2}},$$

and from Equation (2) that the chf of $Z_a^{++}(t)$ is

$$\phi_{Z_a^{++}}(u) = \exp\left\{t \log\left(\frac{\beta - iua}{\beta - iu}\right)^\alpha\right\}, \quad (7)$$

we have:

$$\begin{aligned} \mathbb{E}\left[e^{iuX(t)}\right] &= \mathbb{E}\left[e^{iu(\theta Z_a^{++}(t) + \sigma W(Z_a^{++}(t)))}\right] = \mathbb{E}\left[\mathbb{E}\left[e^{iu(\theta Z_a^{++}(t) + \sigma W(Z_a^{++}(t)))} \middle| Z_a^{++}(t)\right]\right] \\ &= \mathbb{E}\left[e^{iu\theta Z_a^{++}(t) - \frac{\sigma^2}{2} u^2 Z_a^{++}(t)}\right] = \mathbb{E}\left[e^{i(u\theta + i\frac{\sigma^2}{2}u^2)Z_a^{++}(t)}\right] = \phi_{Z_a^{++}(t)}\left(u\theta + i\frac{\sigma^2}{2}u^2\right) \\ &= \exp\left\{\log\left(\frac{\beta - i(u\theta + i\frac{\sigma^2}{2}u^2)a}{\beta - i(u\theta + i\frac{\sigma^2}{2}u^2)}\right)^{\alpha t}\right\} = \left(\frac{\beta - i(\theta u + iu^2 \sigma^2/2)a}{\beta - i(\theta u + iu^2 \sigma^2/2)}\right)^{\alpha t}. \end{aligned}$$

that concludes the proof. ■

Proposition 3.2. The *VG++* process can be written as difference of two independent processes $Z_{a_p}^{++} = \{Z_{a_p}^{++}(t); t \geq 0\}$ and $Z_{a_n}^{++} = \{Z_{a_n}^{++}(t); t \geq 0\}$ where $Z_{a_p}^{++}(t) \sim \Gamma^{++}(a_p, \alpha t, \beta_p)$ and $Z_{a_n}^{++}(t) \sim \Gamma^{++}(a_n, \alpha t, \beta_n)$.

Proof. Given the definition of the chf of $X(t)$, it results

$$\phi_{X(t)}(u) = \phi_{Z_a^{++}}\left(u\theta + \frac{iu^2 \sigma^2}{2}\right) = \frac{\left(\frac{1}{1 - \frac{i}{\beta}(u\theta + \frac{iu^2 \sigma^2}{2})}\right)^{\alpha t}}{\left(\frac{1}{1 - \frac{ia}{\beta}(u\theta + \frac{iu^2 \sigma^2}{2})}\right)^{\alpha t}} = \frac{A}{B}.$$

Consider the term A :

$$A = \left(\frac{1}{1 - \frac{i}{\beta} \left(u\theta + \frac{i u^2 \sigma^2}{2} \right)} \right)^{\alpha t} = \left(\frac{1}{1 - \frac{i u}{\beta_p}} \right)^{\alpha t} \left(\frac{1}{1 + \frac{i u}{\beta_n}} \right)^{\alpha t},$$

and its denominator

$$1 - i u \frac{\theta}{\beta} - i^2 u^2 \frac{\sigma^2}{2\beta} = 1 - i u \left(\frac{1}{\beta_p} - \frac{1}{\beta_n} \right) - i u^2 \frac{1}{\beta_p \beta_n}.$$

It turns out then:

$$\frac{\theta}{\beta} = \frac{1}{\beta_p} - \frac{1}{\beta_n}, \quad \frac{1}{\beta_p \beta_n} = \frac{\sigma^2}{2\beta}.$$

Solving the previous system of equations with respect to β_p and β_n and taking only the positive solution we have that:

$$\beta_n = \frac{\sqrt{\theta^2 + 2\sigma^2\beta} + \theta}{\sigma^2}, \quad \beta_p = \frac{\sqrt{\theta^2 + 2\sigma^2\beta} - \theta}{\sigma^2}.$$

Similarly, the term B can be decomposed as:

$$\tilde{\beta}_n = \frac{\sqrt{\theta^2 + 2\sigma^2\beta/a} + \theta}{\sigma^2}, \quad \tilde{\beta}_p = \frac{\sqrt{\theta^2 + 2\sigma^2\beta/a} - \theta}{\sigma^2}.$$

It follows that:

$$\phi_{X(t)} = \frac{\left(\frac{1}{1 - i u / \beta_p} \right)^{\alpha t} \left(\frac{1}{1 + i u / \beta_n} \right)^{\alpha t}}{\left(\frac{1}{1 - i u / \tilde{\beta}_p} \right)^{\alpha t} \left(\frac{1}{1 + i u / \tilde{\beta}_n} \right)^{\alpha t}} = \left(\frac{1 - i u \left(\frac{\beta_p}{\tilde{\beta}_p} \right) / \beta_p}{1 - \frac{i u}{\beta_p}} \right)^{\alpha t} \left(\frac{1 + i u \left(\frac{\beta_n}{\tilde{\beta}_n} \right) / \beta_n}{1 + \frac{i u}{\beta_n}} \right)^{\alpha t}. \quad (8)$$

Because $0 < \beta_p / \tilde{\beta}_p < 1$ we can define $a_p = \beta_p / \tilde{\beta}_p$ and $a_n = \beta_n / \tilde{\beta}_n$ and we obtain:

$$\phi_{X(t)}(u) = \left(\frac{1 - i u a_p / \beta_p}{1 - i u / \beta_p} \right)^{\alpha t} \left(\frac{1 + i u a_n / \beta_n}{1 + i u / \beta_n} \right)^{\alpha t}$$

which is the *chf* of the difference of two independent *rv*'s $Z_{a_p}^{++}(t) \sim \Gamma_{a_p}^{++}(\alpha t, \beta_p)$ and $Z_{a_n}^{++}(t) \sim \Gamma_{a_n}^{++}(\alpha t, \beta_n)$. Therefore the process X can be expressed as difference of two independent subordinators $Z_{a_p}^{++} = \{Z_{a_p}^{++}(t); t \geq 0\}$ and $Z_{a_n}^{++} = \{Z_{a_n}^{++}(t); t \geq 0\}$. \blacksquare

Proposition 3.3. *The Lévy measure of the VG++ process X is given by:*

$$\nu(x) = \left(\alpha x^{-1} e^{-x\beta_p} - \alpha x^{-1} e^{-x\beta_p/a_p} \right) \mathbb{1}_{(0, \infty)}(x) + \left(-\alpha x^{-1} e^{x\beta_n} + \alpha x^{-1} e^{x\beta_n/a_n} \right) \mathbb{1}_{(-\infty, 0]}(x).$$

The process X is of finite activity and therefore of finite variation.

Proof. The proof is a simple consequence of Proposition 3.2 and Proposition 2.4. ■

We recall that the cumulant generating function $\psi_Y(u)$ and the cumulants of a *rv* Y with *chf* $\phi_Y(u)$ are defined, respectively, as:

$$\begin{aligned}\psi_Y(0) &= 0, & \phi_Y(u) &= e^{\psi_Y(u)}, \\ c_n(X) &= \frac{1}{i^n} \frac{\partial^n \psi_X}{\partial u^n}(0).\end{aligned}$$

Proposition 3.4. *The first four cumulants of the process X at time $t \geq 0$ are given by:*

$$\begin{aligned}c_1(X(t)) &= \mathbb{E}[X(t)] = \alpha t \left(\frac{1}{\beta_p} - \frac{1}{\tilde{\beta}_p} - \frac{1}{\beta_n} + \frac{1}{\tilde{\beta}_n} \right), \\ c_2(X(t)) &= \text{Var}[X(t)] = \alpha t \left(\frac{1}{\beta_p^2} - \frac{1}{\tilde{\beta}_p^2} + \frac{1}{\beta_n^2} - \frac{1}{\tilde{\beta}_n^2} \right), \\ c_3(X(t)) &= 2\alpha t \left(\frac{1}{\beta_p^3} - \frac{1}{\tilde{\beta}_p^3} - \frac{1}{\beta_n^3} + \frac{1}{\tilde{\beta}_n^3} \right), \\ c_4(X(t)) &= 6\alpha t \left(\frac{1}{\beta_p^4} - \frac{1}{\tilde{\beta}_p^4} + \frac{1}{\beta_n^4} - \frac{1}{\tilde{\beta}_n^4} \right),\end{aligned}$$

where $\beta_p, \tilde{\beta}_p, \beta_n, \tilde{\beta}_n$ are defined in Proposition 3.2.

Proof. Using Cont and Tankov [12, Proposition 13.3] and Proposition 2.3, it results that if the law of Y is *sd* the n -th cumulant of the a -remainder Z_a is:

$$c_n(Z_a) = t \int_{-\infty}^{\infty} x^n \nu_a(x) dx = (1 - a^n) c_n(Y), \quad (9)$$

where $\nu_a(x)$ is the Lévy measure of Z_a .

Moreover, it is easy to prove that for two independent *rv*'s X and Y with finite cumulants of order n , taking $U = X - Y$, it holds:

$$c_n(U) = c_n(X) + (-1)^n c_n(Y). \quad (10)$$

Combining (9) and (10) and the fact that from Proposition 3.2 the VG++ process can be written as the difference of two independent subordinators $Z_{a_p}^{++}$ and $Z_{a_n}^{++}$ it results

$$c_n(X(t)) = (1 - a_p^n) c_n(G_1(t)) + (-1)^n (1 - a_n^n) c_n(G_2(t)),$$

where $G_1 = \{G_1(t); t \geq 0\}$ and $G_2 = \{G_2(t); t \geq 0\}$ are Gamma processes with parameters (α, β_p) and (α, β_n) respectively. The proof is simply concluded recalling the expression of the cumulants of the gamma laws $\Gamma(\alpha t, \beta_p)$ and $\Gamma(\alpha t, \beta_n)$, respectively:

$$\begin{aligned}c_n(G_1(t)) &= (n-1)! \frac{\alpha t}{\beta_p^n}, \\ c_n(G_2(t)) &= (n-1)! \frac{\alpha t}{\beta_n^n}.\end{aligned}$$

■

Proposition 3.5. *The pdf of the VG++ process $X = \{X(t); t \geq 0\}$ at $t \geq 0$ is given by:*

$$f_{X(t)}(x) = a^{\alpha t} \delta_0(x) + \sum_{k \geq 1} \binom{\alpha t + k - 1}{k} a^{\alpha t} (1 - a)^k f_{k, \beta/a}^{VG}(x). \quad (11)$$

where $\delta_0(x)$ is the Dirac function and $f_{k, \beta/a}^{VG}(x)$ is the pdf of a Variance Gamma law with parameters $k \in \mathbb{N}$ and β/a which is given by:

$$f_{k, \beta/a}^{VG}(x) = K_{k - \frac{1}{2}} \left(|x| \frac{\sqrt{2\sigma^2 \beta/a + \theta^2}}{\sigma^2} \right) \frac{\exp(\theta x / \sigma^2) (\beta/a)^k}{\sqrt{2\pi\sigma^2} \Gamma(k)} (2\sigma^2 \beta + \theta^2)^{\frac{1}{4} - \frac{k}{2}} 2|x|^{k - \frac{1}{2}}.$$

Proof. From Equation (6) we have that:

$$\begin{aligned} \phi_{X(t)}(u) &= \left(\frac{\beta - i(\theta u + iu^2 \sigma^2 / 2) a}{\beta - i(\theta u + iu^2 \sigma^2 / 2)} \right)^{\alpha t} = \left(\frac{a}{1 - (1 - a) \frac{\beta}{\beta - ia(\theta u + iu^2 \sigma^2 / 2)}} \right)^{\alpha t} \\ &= \sum_{k=0}^{\infty} \binom{\alpha t + k - 1}{k} a^{\alpha t} (1 - a)^k \left(\frac{\beta}{\beta - ia(\theta u + iu^2 \sigma^2 / 2)} \right)^k \\ &= a^{\alpha t} + \sum_{k \geq 1} \binom{\alpha t + k - 1}{k} a^{\alpha t} (1 - a)^k \left(\frac{\beta}{\beta - ia(\theta u + iu^2 \sigma^2 / 2)} \right)^k. \end{aligned} \quad (12)$$

One can notice that $X(t)$ is a mixture of Variance Gamma rv 's, where the weights are given by a Polya distribution plus a degenerate distribution at $x = 0$. By taking the inverse Fourier transform of (12) we get the pdf in (11). ■

Remark 1. For $n \in \mathbb{N}$ the modified Bessel function of the second kind $K_{n + \frac{1}{2}}(x)$ can be written in terms of elementary functions (see Abramowitz and Stegun [1, pag. 443]):

$$\sqrt{\frac{\pi}{2x}} K_{n + \frac{1}{2}}(x) = \left(\frac{\pi}{2x} \right) e^{-x} \sum_{k=0}^n \frac{(n+k)!}{k! \Gamma(n-k+1)} (2x)^{-k}.$$

This fact is instrumental to obtain an efficient formula for the pricing of a European call option when the evolution of the market is modelled by a Variance Gamma process with $\frac{t}{\nu} \in \mathbb{N}$ and, as we shall show, by a VG++ process as well.

Proposition 3.6. *Consider the VG++ process X and let S be a Polya process such that $S(t) \sim \overline{\mathfrak{B}}(\alpha t, 1 - a)$. In addition let $(I_k)_{k \geq 1}$ and $(J_k)_{k \geq 1}$ be two independent sequences of iid rv 's, with $I_k \sim \mathcal{E}(\tilde{\beta}_p)$, $J_k \sim \mathcal{E}(\tilde{\beta}_n)$ where $\tilde{\beta}_n$ and $\tilde{\beta}_p$ are defined in Equation (8). Finally take $\delta_k = I_k - J_k$ and define the process $C = \{C(t); t \geq 0\}$ as:*

$$C(t) = \sum_{k=0}^{S(t)} \delta_k, \quad C(t) = 0 \text{ when } S(t) = 0.$$

Then:

$$X(t) \stackrel{d}{=} C(t), \quad t > 0.$$

Proof. First we prove that the VG++ process at time t can be written as a Polya sum of independent rv 's. For $u \in \mathbb{R}$, consider the *chf* $\phi_{X(t)}(u)$ at time t of the VG++ process given in (6) and define $g(u) = i(\theta u + iu^2\sigma^2/2)$. We have:

$$\begin{aligned}\phi_{X(t)}(u) &= \left(\frac{1}{\frac{\beta-g(u)}{\beta-ag(u)}} \right)^{\alpha t} = \left(\frac{a}{\frac{a\beta+\beta-\beta ag(u)}{\beta-ag(u)}} \right)^{\alpha t} = \left(\frac{a}{1 - (1-a)\frac{\beta}{\beta-ag(u)}} \right)^{\alpha t} \\ &\stackrel{a=1-p}{=} \left(\frac{1-p}{1-p\frac{1}{1-\frac{a}{\beta}g(u)}} \right)^{\alpha t} = \left(\frac{1-p}{1-p\varphi(u)} \right)^{\alpha t},\end{aligned}$$

where:

$$\varphi(u) = \frac{1}{1 - \frac{a}{\beta}g(u)} = \frac{\beta/a}{\beta/a - iu\theta + u^2\sigma^2/2}.$$

Therefore, $X(t)$ can be represented as a Polya sum of independent rv 's whose *chf* is given by $\varphi(u)$. We can write:

$$\varphi(u) = \frac{1}{1 - \frac{iu\theta}{\beta} - \frac{i^2u^2\sigma^2}{2}}$$

and the denominator can be decomposed as:

$$1 - \frac{iu\theta}{\beta} - \frac{i^2u^2\sigma^2}{2} = \left(1 - \frac{iu}{\tilde{\beta}_p}\right) \left(1 + \frac{iu}{\tilde{\beta}_n}\right) = 1 - iu \left(\frac{1}{\tilde{\beta}_p} - \frac{1}{\tilde{\beta}_n}\right) - i^2u^2 \frac{1}{\tilde{\beta}_p\tilde{\beta}_n}.$$

Taking:

$$\frac{1}{\tilde{\beta}_p} - \frac{1}{\tilde{\beta}_n} = \frac{a\theta}{\beta}, \quad \frac{1}{\tilde{\beta}_p\tilde{\beta}_n} = \frac{2\beta}{a\sigma^2},$$

solving with respect to $\tilde{\beta}_n$ and $\tilde{\beta}_p$ and considering only positive solutions we have:

$$\tilde{\beta}_p = \frac{\sqrt{\theta^2 + 2\sigma^2 - \beta/a} - \theta^2}{\sigma^2}, \quad \tilde{\beta}_n = \frac{\sqrt{\theta^2 + 2\sigma^2 - \beta/a} + \theta^2}{\sigma^2}.$$

Finally, $\varphi(u)$ can be written as:

$$\varphi(u) = \frac{1}{1 - \frac{iu}{\tilde{\beta}_p}} \cdot \frac{1}{1 + \frac{iu}{\tilde{\beta}_n}},$$

which is the *chf* of the difference of two independent exponentially distributed rv 's with parameters $\tilde{\beta}_p$ and $\tilde{\beta}_n$ respectively.

By computing the *chf* of $C(t)$ it is easy to check that:

$$\phi_{C(t)}(u) = \phi_{X(t)}(u),$$

that means that $X(t) \stackrel{d}{=} C(t)$ which concludes the proof. ■

Finally, Table 1 summarizes the properties of the processes Z_a^{++} and VG++.

Model name	Z_a^{++} process	VG++ process X
Model type	Finite variation Finite activity Subordinator	Finite variation Finite activity
Parameters	$\alpha > 0$ shape, $\beta > 0$ rate and $a \in (0, 1)$ <i>sd</i>	$\alpha, \beta, a + \theta$ drift and σ diffusion of the Brownian motion
Lévy measure	$\nu_a(x) = \frac{\alpha}{x} (e^{-\beta x} - e^{-\beta x/a}) \mathbb{1}_{(0, \infty)}(x)$	$\nu(x) = \left(\alpha x^{-1} e^{-x\beta_p} - \alpha x^{-1} e^{-x\beta_p/a_p} \right) \mathbb{1}_{(0, \infty)}(x)$ $+ \left(-\alpha x^{-1} e^{x\beta_n} + \alpha x^{-1} e^{x\beta_n/a_n} \right) \mathbb{1}_{(-\infty, 0]}(x)$
<i>chf</i>	$\phi_{Z_a(t)}(u) = \left(\frac{\beta - iua}{\beta - iu} \right)^{\alpha t}$	$\phi_{X(t)}(u) = \left(\frac{\beta - i(\theta u + iu^2\sigma^2/2)a}{\beta - i(\theta u + iu^2\sigma^2/2)} \right)^{\alpha t}$
<i>pdf</i>	$g_a(x) = a^\alpha \delta_0(x)$ $+ \sum_{n \geq 1} \binom{\alpha + n - 1}{n} a^\alpha (1-a)^n$ $\cdot f_{n, \beta/a}(x) \mathbb{1}_{(0, \infty)}(x) dx$ where $f_{n, \beta/a}(x)$ is the density of an Erlang distribution.	$f_{X(t)}(x) = a^{\alpha t} \delta_0(x)$ $+ \sum_{n \geq 1} \binom{\alpha t + n - 1}{n} a^{\alpha t} (1-a)^n$ $\cdot f_{n, \beta/a}^{VG}(x) dx$ where $f_{n, \beta/a}^{VG}(x)$ is the density of a Variance Gamma distribution.
Cumulants	$c_1(Z_a^{++}(t)) = \alpha t \frac{1-a}{\beta},$ $c_2(Z_a^{++}(t)) = \alpha t \frac{1-a^2}{\beta^2},$ $c_3(Z_a^{++}(t)) = 2\alpha t \frac{1-a^3}{\beta^3},$ $c_4(Z_a^{++}(t)) = 6\alpha t \frac{1-a^4}{\beta^4}.$	$c_1(X(t)) = \alpha t \left(\frac{1}{\beta_p} - \frac{1}{\tilde{\beta}_p} - \frac{1}{\beta_n} + \frac{1}{\tilde{\beta}_n} \right),$ $c_2(X(t)) = \alpha t \left(\frac{1}{\beta_p^2} - \frac{1}{\tilde{\beta}_p^2} + \frac{1}{\beta_n^2} - \frac{1}{\tilde{\beta}_n^2} \right),$ $c_3(X(t)) = 2\alpha t \left(\frac{1}{\beta_p^3} - \frac{1}{\tilde{\beta}_p^3} - \frac{1}{\beta_n^3} + \frac{1}{\tilde{\beta}_n^3} \right),$ $c_4(X(t)) = 6\alpha t \left(\frac{1}{\beta_p^4} - \frac{1}{\tilde{\beta}_p^4} + \frac{1}{\beta_n^4} - \frac{1}{\tilde{\beta}_n^4} \right).$ with $\tilde{\beta}_n, \tilde{\beta}_p, \beta_n, \beta_p$ as in Proposition 3.2.

Table 1: Characterization of Z_a^{++} and of the VG++ process.

3.1 An option pricing formula under the VG++ model

Following Cont and Tankov [12], we model the evolution of a risky asset by the process $F = \{F(t); t \geq 0\}$ defined as

$$F(t) = F(0) e^{rt + \omega t + \theta Z_a^{++}(t) + \sigma W(Z_a^{++}(t))} = F(0) e^{rt + \omega t + X(t)}, \quad (13)$$

where:

$$\omega = \log \left(\frac{\beta - (\theta + \sigma^2/2)}{\beta - a(\theta + \sigma^2/2)} \right)^\alpha,$$

to have non-arbitrage conditions.

The following proposition provides a closed formula for the price of a European call option.

Proposition 3.7. *Consider the market model of Equation (13) where X is a VG++ process, the price at time 0 of a European call option with strike price K and maturity T is given by:*

$$C(0, K) = C(0) a^{\alpha T} + \sum_{n \geq 1} \binom{\alpha T + n - 1}{n} (1 - a^n) a^{\alpha T} C_{n, \beta/a}^{VG}(0, K), \quad (14)$$

where

$$C(0) = \max(F(0)e^{\omega T} - e^{-rT}K, 0)$$

and $C_{n, \beta/a}^{VG}(0, K)$ is the price of a call option with strike K and maturity T under the Variance Gamma model with parameters n and β/a .

Proof. Consider $X(T) = \theta Z_a^{++}(T) + \sigma W(Z_a^{++}(T))$ whose pdf $f_{X(T)}(x)$ is given by Equation (11). The value of the call option at $t = 0$ is the discounted expected value under the risk-neutral measure:

$$\begin{aligned} C(0, T) &= e^{-rT} \mathbb{E}[(F(T) - K)^+] = e^{-rT} \int_{-\infty}^{\infty} (F(0)e^{rT + \omega T + x} - K)^+ f_{X(T)}(x) dx \\ &= e^{-rT} \int_{-\infty}^{\infty} (FS(0)e^{rT + \omega T + x} - K)^+ a^{\alpha T} \delta_0(x) \\ &\quad + e^{-rT} \int_{-\infty}^{\infty} (F(0)e^{rT + \omega T + x} - K)^+ \cdot \left(\sum_{n \geq 1} \binom{\alpha T + n - 1}{n} a^{\alpha T} (1 - a)^n f_{n, \beta/a}^{VG}(x) \right) dx \\ &= \underbrace{a^{\alpha T} (F(0)e^{\omega T} - e^{-rT}K)^+}_{C(0)} \\ &\quad + \sum_{n \geq 1} \binom{\alpha T + n - 1}{n} a^{\alpha T} (1 - a)^n \underbrace{\int_{-\infty}^{\infty} (F(0)e^{rT + \omega T + x} - K)^+ f_{n, \beta/a}(x) dx}_{C_{n, \beta/a}^{VG}(0, T)} \end{aligned}$$

where in the last step we used the monotone convergence theorem to interchange the order of the integral and the summation. ■

Shape parameter domain	Computational time (s)
\mathbb{N}	$7.61 \cdot 10^{-7}$
\mathbb{R}	$3.02 \cdot 10^{-3}$

Table 2: Computational time to price a European option if the shape parameter is a real or a natural number.

Remark 2. The option price in Equation (14) can be computed in a very efficient way using the results about *EPT*-distributions discussed in Sexton and Hanzon [35] and summarized in Appendix A.4. Indeed, when the shape parameter $n \in \mathbb{N}$, the computation of $C_{n,\beta/a}^{VG}(0, T)$ is easier than when it is a real number. This fact directly stems from what we observed in Remark 1, namely that the Bessel function $K_n(x)$ can be written as a sum of elementary functions when $n \in \mathbb{N}$. The advantage is that one does not need to compute any integral when we evaluate $C_{n,\beta/a}^{VG}(0, T)$ because this term can be simply obtained as matrix multiplications which are faster than numerical integration.

Table 2 shows the comparison of the computational times required to price a call option when the shape parameter is either an integer or a positive real number using *MATLAB* on a PC with an Intel Core i5-10210U 2.11 GHz processor. Apparently, the computation taking an integer shape parameter is 10^4 times faster.

3.2 VG++ backward simulation

So far, we have presented algorithms for the simulation of the trajectories of the VG++ process forward in time over a given time grid t_0, t_1, \dots, t_d . On the other hand, we are not restricted to generate the random points of the trajectory in sequence, the only strict requirement is to generate points with the correct transition density.

In this section we illustrate how to simulate the VG++ process backward in time taking advantage of the notion of *Lévy random bridges* (see Hoyle [21] for details), which are stochastic processes pinned to a fixed point at a fixed future time. Applications of Lévy bridge-based techniques in finance are for instance, the pricing with Monte Carlo (MC) methods of barrier options with continuous monitoring to avoid the bias arising by the use of the Euler discretization scheme, or the combination with Quasi-Monte Carlo methods (see for instance Caffisch et al. [9] and Glasserman [17]).

Lévy bridges naturally lead to the construction of *backward simulations* as described in Pellegrino and Sabino [30], Hu and Zhou [22] and Sabino [31]. In principle, the computational cost of backward and forward strategies is the same, however numerical analysis showed that in most cases the forward construction is the faster solution (see Sabino [31]).

On the other hand, the path generation is only one component of the overall pricing of derivative contracts with MC simulations. When the pricing of contracts with complex American optionality is based on the Least Squares Monte Carlo (LSMC) approach introduced by Longstaff and Schwartz [24], what matters in the stochastic dynamic programming is the comparison between the intrinsic value and the continuation value at a given time step t . If, for instance, we consider a F -factor market model and we want to price an American option with LSMC, each step of the Bellman backward recurrence requires to know the simulated prices or indices at two consecutive times t and $t + \Delta$,

nothing else. To this end, the forward generation requires storing $d \times N \times F$ numbers where d is the number of time steps and N is the number of simulations, whereas the backward solution requires storing a far lower number, $2 \times N \times F$. The forward construction may become computationally unfeasible for contracts with long maturities in contrast, although sometimes slower, the backward construction is more reliable because one could generate a far higher number of trajectories that is often necessary for the computation of the Greek letters.

In order to conceive a backward simulation scheme for the VG++ process we start showing how to simulate the process Z_a^{++} backward in time. Indeed, the backward simulation of the VG++ will then consist of applying the well-known backward simulation of a Brownian motion on the stochastic grid generated by Z_a^{++} .

Proposition 3.8 (Polya Bridge). *Consider a process $S = \{S(t); t \geq 0\}$ such that $S(0) = 0$ a.s. and $S(t) \sim \overline{\mathfrak{B}}(\alpha t, 1 - a)$. For $0 < t \leq T$, define the rv $S_{tT}^{(k)}$, $k \in \mathbb{N}$ with probability mass function:*

$$\mathbb{P}\left(S_{tT}^{(k)} = j\right) := \mathbb{P}(S(t) = j | S(T) = k).$$

It results:

$$\mathbb{P}\left(S_{tT}^{(k)} = j\right) = \binom{k}{j} \frac{\mathcal{B}(\alpha t + j, \alpha(T - t) + k - j)}{\mathcal{B}(\alpha t, \alpha(T - t))}$$

namely, $S_{tT}^{(k)}$ is distributed according to a beta-binomial law $\mathcal{B}(\alpha t, \alpha(T - t), k)$ where $\mathcal{B}(\alpha, \beta)$ denotes the Beta function (see Abramowitz and Stegun [1]).

Proof. Knowing that S has independent and stationary increments, the proof is verified as follows:

$$\begin{aligned} \mathbb{P}(S_{tT}^k = j) &= \frac{\mathbb{P}(S(t) = j, S(T) = k)}{\mathbb{P}(S(T) = k)} = \frac{\mathbb{P}(S(t) = j) \mathbb{P}(S(T - t) = k - j)}{\mathbb{P}(S(T) = k)} \\ &= \frac{\binom{\alpha t + j - 1}{j} \binom{\alpha(T - t) + k - j - 1}{k - j}}{\binom{\alpha T + k - 1}{k}} = \frac{(\alpha t + j - 1)(\alpha t + j - 2) \dots (\alpha t) \cdot (\alpha(T - t) + k - j - 1)(\alpha(T - t) + k - j - 2) \dots \alpha(T - t)}{j! \cdot \frac{(\alpha(T - t) + k - j - 1)(\alpha(T - t) + k - j - 2) \dots \alpha(T - t)}{(k - j)!}} \\ &= \binom{k}{j} \frac{(\alpha t + j - 1)(\alpha t + j - 2) \dots \alpha t \cdot (\alpha(T - t) + k - j - 1)(\alpha(T - t) + k - j - 2) \dots \alpha(T - t)}{(\alpha T + k - 1)(\alpha T + k - 2) \dots \alpha T} \\ &= \binom{k}{j} \frac{\Gamma(\alpha t + j)}{\Gamma(\alpha t)} \frac{\Gamma(\alpha(T - t) + k - j)}{\Gamma(\alpha(T - t))} \frac{\Gamma(\alpha T)}{\Gamma(\alpha T + k)} \\ &= \binom{k}{j} \frac{\mathcal{B}(\alpha t + j, \alpha(T - t) + k - j)}{\mathcal{B}(\alpha t, \alpha(T - t))}, \end{aligned}$$

where we used the relations:

$$(\alpha t + j - 1)(\alpha t + j - 2) \dots \alpha t = \frac{\Gamma(\alpha t + j)}{\Gamma(\alpha t)}, \quad \frac{\Gamma(x) \Gamma(y)}{\Gamma(x + y)} = \mathcal{B}(x, y).$$

■

Based on Proposition 3.2 we can show that the process Z_a^{++} is a gamma process G subordinated by a Polya process S . This simple fact provides us with an easy way to simulate the process Z_a^{++} .

Proposition 3.9. Consider a gamma process $G = \{G(t); t \geq 0\}$, such that $G(t) \sim \Gamma(t, \beta/a)$, $\beta > 0$, $a \in (0, 1)$, and a Polya process $S = \{S(t); t \geq 0\}$ such that $S(t) \sim \overline{\mathfrak{B}}(\alpha t, 1 - a)$. Define the process $Y = \{Y(t); t \geq 0\}$ as:

$$Y(t) = G(S(t)), \quad t \geq 0.$$

It results:

$$Z_a^{++}(t) \stackrel{d}{=} Y(t), \quad t \geq 0,$$

where Z_a^{++} is the Lévy process associated to the a -remainder of a gamma law with parameters α and β , as defined in (4).

Proof. We compute the chf of $Y(t)$ for $u \in \mathbb{R}$.

$$\begin{aligned} \mathbb{E} \left[e^{iuY(t)} \right] &= \mathbb{E} \left[\mathbb{E} \left[e^{iuG(S(t))} \mid S(t) \right] \right] = \mathbb{E} \left[\left(\frac{\beta}{\beta - iua} \right)^{S(t)} \right] \\ &= \mathbb{E} \left[\left(\frac{\beta/a}{\beta/a - iu} \right)^{S(t)} \right]. \end{aligned} \tag{15}$$

From Proposition 2.1 we have that

$$Z_a^{++}(t) = \sum_{n=0}^{S(t)} E_n,$$

where E_n are *iid* *rv*'s with exponential law with parameter β/a . The chf of $Z_a^{++}(t)$ is given by:

$$\begin{aligned} \mathbb{E} \left[e^{iuZ_a^{++}(t)} \right] &= \mathbb{E} \left[e^{iu \sum_{n=0}^{S(t)} E_n} \right] = \mathbb{E} \left[\mathbb{E} \left[e^{iu \sum_{n=0}^{S(t)} E_n} \mid S(t) \right] \right] \\ &= \mathbb{E} \left[\prod_{n=0}^{S(t)} \mathbb{E} \left[e^{iuE_1} \right] \right] = \mathbb{E} \left[\prod_{n=0}^{S(t)} \frac{\beta/a}{\beta/a - iu} \right] = \mathbb{E} \left[\left(\frac{\beta/a}{\beta/a - iu} \right)^{S(t)} \right] \end{aligned}$$

which is the same as Equation (15), therefore we can conclude that $Z_a(t) \stackrel{d}{=} Y(t)$. ■

Proposition 3.9 illustrates how to simulate the process Z_a^{++} backward in time: first, one simulates Polya process S backward in time, and second one simulates the gamma process G backward in time on the stochastic time grid generated by S (see Sabino [31] for the backward simulation of a gamma process).

Assume, indeed, that given $Z_a^{++}(0) = 0$ the value of the process Z_a^{++} at time T is equal to z_T , then $Z_a^{++}(t)$, $t \in (0, T)$ can be simulated by generating the Polya bridge at time t in the first step and the gamma bridge at a random time $S(t) \in (0, S(T))$ in the second step. This procedure is summarized in Algorithm 3.

In a similar way, the backward simulation of the VG++ process can be accomplished implementing the backward simulation of the Brownian motion over a random grid given by the backward simulation of Z_a^{++} as illustrated in Algorithm 4.

Algorithm 3 Backward simulation of Z_a .

- 1: Generate $s_T \sim \overline{\mathfrak{B}}(\alpha T, 1 - a)$.
 - 2: Generate $z_T \sim \Gamma(s_T, b/a)$ and set $Z_a^{++}(T) = z_T$.
 - 3: Consider $t \in (0, T)$ and $p \sim \text{Beta}(\alpha t, \alpha(T - t))$.
 - 4: Simulate $s_t \sim \text{Bin}(s_T, p)$.
 - 5: Simulate $\beta \sim \text{Beta}(s_t, s_T - s_t)$.
 - 6: Set $Z_a^{++}(t) = z_T \beta$.
-

Algorithm 4 Backward simulation of X .

- 1: Set $X(0) = 0$ and $Z_a^{++}(0) = 0$.
 - 2: Simulate $Z_a^{++}(T)$ and $Z_a^{++}(t)$ using Algorithm 3.
 - 3: Simulate $x_T \sim \mathcal{N}(\theta Z_a^{++}(T), \sigma^2 Z_a^{++}(T))$.
 - 4: Simulate $x_t \sim \mathcal{N}\left(x_T \frac{Z_a^{++}(t)}{Z_a^{++}(T)}, \frac{Z_a(t)(Z_a^{++}(T) - Z_a(t))}{Z_a^{++}(T)} \sigma^2\right)$.
 - 5: Set $X(t) = x_t$.
-

Table 3 compares the theoretical mean, variance, skewness and kurtosis of X at time $T = 1$ with the ones obtained by numerical forward and backward simulations, where we used the following set of parameters: $\theta = 1.025$, $\sigma = 0.2$, $\alpha = 5$, $\beta = 15$, $a = 0.7$, and 10^6 simulations.

4 Financial applications

In this section we show concrete applications of the VG++ model to energy markets. First, we price European call options using three different approaches: the closed formula of Proposition 3.7, Monte Carlo (MC) simulations, and the FFT method of Carr and Madan [10].

Secondly, we calibrate the VG++ model on historical data focusing on power future market quotations adopting the *Maximum Likelihood Estimator (MLE)* approach. Finally, we fit the model on quoted vanilla contracts using the standard Non-Linear-Least-Squares (*NLLS*) technique and then we price non standard derivatives with backward simulations.

Moment	T	F	B
$\mathbb{E}(X)$	0.10250	0.10234	0.10234
$\text{Var}(X)$	0.01591	0.01584	0.01582
$s(X)$	1.73973	1.73637	1.73569
$k(X)$	7.11923	7.12693	7.09786

Table 3: Comparison of theoretical moments (T) of the VG++ process with the numerical ones obtained by forward (F) and backward (B) simulations.

4.1 Option pricing methods

In this subsection we compare the following three different methods for vanilla options pricing:

- The closed formula derived in Section 3.1.
- The MC method relying upon the Algorithm 2 to simulate the process Z_a^{++} .
- The FFT method of Carr and Madan [10] based on the *chf* of the VG++ process given by Proposition 3.1.

In this first analysis we select the set of parameters reported in Table 4. Nevertheless, we carried out tests with different parameter sets getting similar results which we do not report here for the sake of brevity. We use the MC technique with 10^6 simulations and we impose $\beta = (1 - a)\alpha$ in order to have $\mathbb{E}[Z_a(t)] = t$. As far as the computation with the closed formula (14) is concerned, we fix a cut-off rule for the computation of the infinite sum, namely we truncate the sum as soon as its $(n + 1)$ -th term contributes less than 0.01% to the sum up n . Finally, we model the risky asset process $F = \{F(t); t \geq 0\}$ as in Equation (13).

F_0	r	σ	θ	a	α
100	0.01	0.2	-0.1436	0.5	10

Table 4: Set of parameters we used for the numerical experiment.

In Figure 1 we graphically compare the difference (error in the figures) of the FFT and MC methods with respect to the closed formula of the European call option varying the strike price K and the maturity T . The size of the error of the FFT algorithm is approximately 10^{-3} and is smaller than that of the MC scheme which is around 10^{-2} . Indeed, due to its accuracy and efficiency, the FFT method is preferable for standard contracts, whereas the MC approach is more appropriate for the pricing of more exotic derivatives.

4.2 Calibration

In this subsection we show how to calibrate the VG++ model on real market observations and find the set of unknown parameters $\Theta = (\theta, \sigma, \alpha, a)$ ¹. The data-set we rely upon is the following:

- Market quotations from 23 August 2017 to 12 November 2019 of the German, Italian and Spanish power future Calendar 2020.
- Call options written on the German, Italian and Spanish power future Calendar 2020 with settlement date 19 November 2019 and expiration date on 13 December 2019.
- The risk-free rate is assumed to be $r = 0.015$.

¹Note that parameter β does not appear because we imposed $b = (1 - a)\alpha$ such that $\mathbb{E}[Z(t)] = t$.

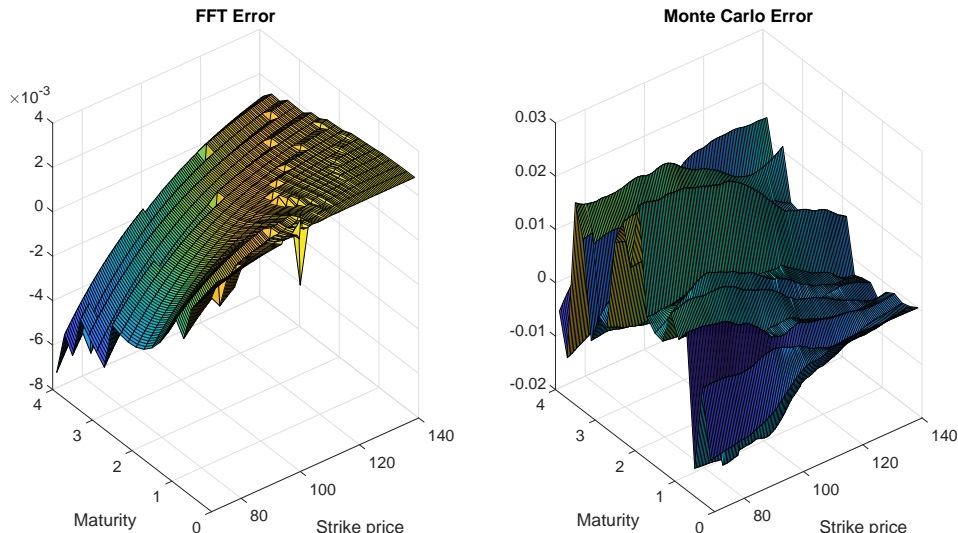


Figure 1: Fourier and MC methods error for different values of the maturity T and of the strike price K .

We perform the historical calibration with a *MLE* relying on the closed form of the transition density of the VG++ process given by Proposition 3.5 and then numerically maximize the log-likelihood $\log \mathcal{L}(\Theta)$ with respect to Θ .

On the other hand, one could also adopt the *Generalized Method of Moments* (*GMM*) and minimize “a distance” between theoretical moments and their empirical analog, with respect to Θ . Therefore, the *GMM* method can be easily applied, by using Proposition 3.4 recalling that the first cumulant is the mean, the second one is the variance and that skewness $s(X)$ and kurtosis $k(X)$ can be derived from higher order cumulants as follows:

$$s(X) = \frac{c_3(X)}{c_2(X)^{3/2}}, \quad k(X) = \frac{c_4(X)}{c_2(X)^2}.$$

The historical calibration is generally suitable for risk-management purposes, while instead the calibration on option quotes must be considered in order to properly price derivative contracts (see Cont and Tankov [12]). If the market quotes n products² $\{C_i\}_{i=1}^n$, the goal is then to find the set of parameters Θ^* which minimizes the following quantity:

$$\Theta^* = \arg \min_{\Theta} \sum_{i=1}^n (C_i - C_i(\Theta))^2,$$

where $C_i(\Theta)$ is the price obtained by using the VG++ model. The optimization problem consists in a numerical Non-Linear-Least-Squared (*NLLS*) problem. In Table 5, Table 6 and Table 7 we report the parameters obtained per each country with the historical calibration (*MLE*) and with the calibration of option quotes (*NLLS*)³, whereas in Figure

²Usually, European Call or Put options are quoted and liquid for many markets whereas more complex derivatives are traded over the counter (OTC).

³For brevity we focus on the *MLE* method and do not use the *GMM*.

3 we draw the cumulative distribution functions of the VG++ process at maturity T^4 .

European power future markets are not always liquid and, in some cases, prices tend to remain constant over time. As is shown in Figure 2 the power future calendar 2020 is not very liquid, especially when the delivery is far out but its liquidity increases as the delivery approaches. For these reasons, power future markets offers a natural setting to test our model. Indeed, the value of the parameters a and α can be interpreted as the *liquidity activity* of the market. Taking the change $\Delta X = X(t) - X(t-1)$ of the log-price over the time interval Δt , from Equation (11) we observe that the probability that the increment equals zero over the time interval Δt is strictly larger than zero and, more precisely, it is given by

$$\mathbb{P}(\Delta X = 0) = a^{\alpha \Delta t},$$

since the density of the VG++ process has an atom in zero. This is the main financial difference from the standard VG process which does imply that non-zero trading activity takes place in every time interval. Nevertheless, our model inherits the mathematical tractability of the standard VG process which is in any case recovered when a tends to zero.

In financial markets the liquidity is strictly related to the amount of registered transactions: if the number of trades is high, the prices fluctuate faster than when a small number of contracts is exchanged. In the extreme case where no products are traded the price remains constant over time, once again this feature cannot be captured by Brownian subordination where the subordinator has infinite activity. Therefore, illiquid markets are characterized by high values of the probability $\mathbb{P}(\Delta X = 0)$. We remark once again that since the transition density of the Variance Gamma process is atom-less, such a process always presents a non zero increment over the time period Δt and hence their paths cannot be constant over time.

The results reported in Table 5, Table 6 and Table 7 are coherent with some empirical facts observed in power markets: first of all, future products are more liquid than the corresponding options: this is clear if we compare the values of $\mathbb{P}(\Delta X = 0)$ obtained calibrating the model on historical forward quotations (*MLE*) with the ones we get when we calibrate it on European option prices (*NLLS*). Moreover, as a matter of fact, the German power future market is more liquid than the Italian and Spanish ones, as it can be observed in Figure 2: the number of trades in German future power markets is significantly higher than the one we observe in the other markets. This empirical evidence is coherent with the value of $\mathbb{P}(\Delta X = 0)$ we estimate for the three markets: such a probability is smaller in the German power market than in the other ones. Finally, the Spanish market is the most illiquid one, as it can be deduced observing the number of trades in Figure 2: consequently, the values of $\mathbb{P}(\Delta X = 0)$ in Table 7 are significantly higher than the ones reported in Table 5 and Table 6.

4.3 Pricing of exotic derivatives

Once that the VG++ model is calibrated on quoted derivatives, it is possible to price illiquid contingent claims in a consistent way. For illustrative purposes we price American

⁴Note that the density has a non-zero mass at point $x = 0$.

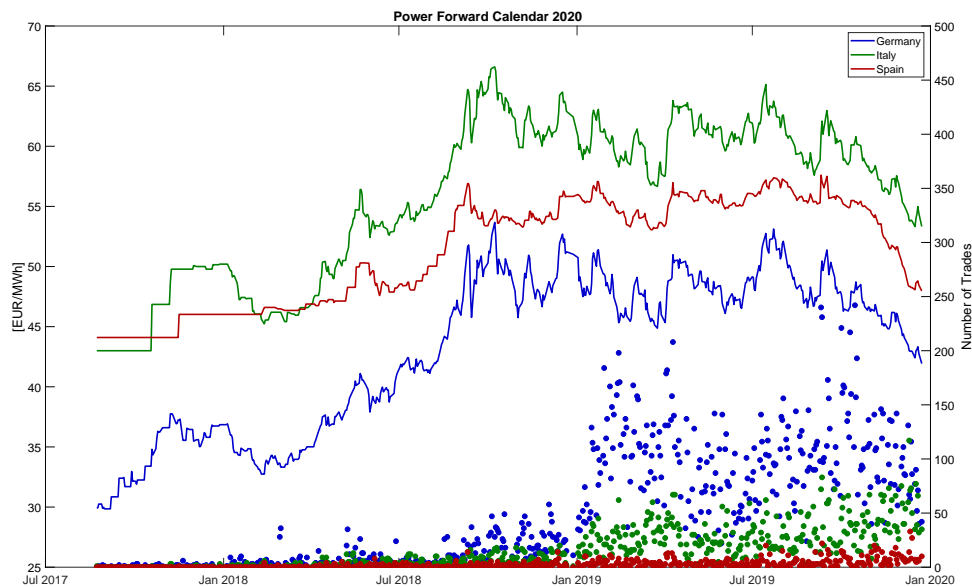


Figure 2: Prices of the German, Italian and Spanish power forward Calendar 2020 and their respective number of trades.

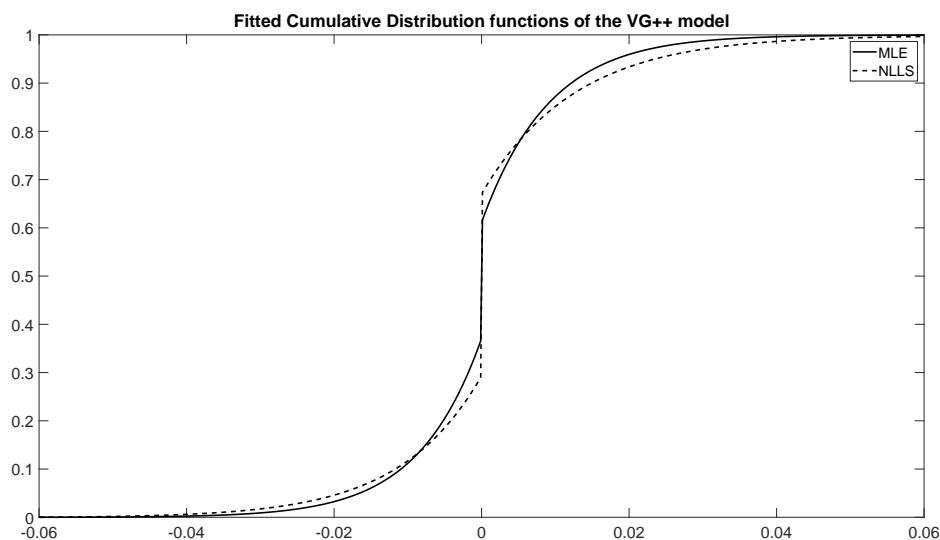


Figure 3: Fitted cumulative distribution functions of the VG++ process obtained at maturity T using the *MLE* and *NLLS* methods on Italian power forward quotations.

Method	σ	θ	a	α	$\mathbb{P}(\Delta X = 0)$
<i>MLE</i>	0.16	0.18	0.46	1255.7	0.02
<i>NLLS</i>	0.20	0.0.39	0.54	650.71	0.21

Table 5: Set of parameters Θ for the power Italian market.

Method	σ	θ	a	α	$\mathbb{P}(\Delta X = 0)$
<i>MLE</i>	0.24	0.02	0.27	872.83	0.01
<i>NLLS</i>	0.28	0.91	0.52	1044.43	0.06

Table 6: Set of parameters Θ for the German power future market.

Method	σ	θ	a	α	$\mathbb{P}(\Delta X = 0)$
<i>MLE</i>	0.09	0.05	0.38	6430.06	0.08
<i>NLLS</i>	0.13	0.83	0.49	616.35	0.18

Table 7: Set of parameters Θ for the power Spanish market.

put options written on the Italian power future calendar with the Least-Square Monte Carlo introduced by Longstaff and Schwartz [24] combined with the backward simulations described in Section 3.2 and for completeness, with the sequential (forward) simulation approach. The results are reported in Figure 4, where we fix the strike price $K = 56$ and the maturity $T = 0.26$ years and we set different values of the process F at time $t = 0$. As observed, for example, in Seydel [36], the value of the American put options is never lower than the payoff and, as expected, the sequential simulation and the backward simulation return indistinguishable results. This result is not surprising, since the interpretation of the index set $I = \{t \geq 0\}$ of the stochastic process X as time is just a convention: the mathematical object $X = \{X(t); t \in I\}$ is well defined even if the index set I has not an order relation. A simple question then arises: is there any advantage in using backward simulations instead of the standard forward approach? Backward simulations are not necessarily faster than forward simulations as observed in Sabino [31]: nevertheless, the backward recursion of the stochastic optimization at each time step t_j requires the path simulations at time t_j and t_{j+1} only, which is perfectly consistent with backward approach in contrast, with the forward strategy one has to store the entire set of paths. For example, using the standard forward simulation approach to price an American contract with maturity one year, daily early exercise and 10^6 simulations, $2.52 \cdot 10^8$ values need to be stored instead of $2 \cdot 10^6$ values which are necessary with the backward simulations strategy. This gives a remarkable computational advantage especially if the contract has a large maturity or if one deals with the pricing of more complex derivatives such as gas storages (Boogert and de Jong [5]) or virtual power plants (Tseng and Barz [37]), for which additional discretization grids are needed.

In order to point out differences between the Variance Gamma and the VG++ processes we apply them to the same market framework: to this aim, we consider the pricing of Lookback call options with MC simulations. We stress out once again that the tran-

sition density of the VG++ process has an atom at zero and then the interval ΔX in the log-price over the time interval Δt can be zero with strictly positive probability: this is equivalent to say that no trades have been exchanged over that time interval. On the other hand, in the Variance Gamma model a zero trading activity is not possible over any finite time interval Δt . This difference between the two models has an impact on derivative valuation. Indeed, from a financial perspective, whenever an agent sells derivatives, a hedging strategy has to be implemented. If the underlying asset is not liquid, such a hedging strategy, a delta-hedging for example, might be expensive and hard to implement.

Indeed, if an option seller decides to adopt the delta-hedging strategy it may happen that the underlying asset is not available therefore, the strategy can not be implemented at all. On the other hand, if the underlying asset is exchanged but the bid-ask spread is extremely wide, the hedging strategy will be highly expensive. For these reasons, the price of options in illiquid markets should be higher than that of the same contingent claim traded in a liquid market: the price of the contingent claim must take into account the cost of the “impracticable” hedging strategy.

In Figure 5 we show the price of Lookback call options on the maximum in the Spanish future market, which is the most illiquid one of the markets we analyzed. It is worth noting that the value of the option computed with the Variance Gamma model is lower than the one we obtain using the VG++ model. As stated before, unlike the Variance Gamma model, the VG++ considers the possibility that the market becomes illiquid leading to possible difficulties in the implementation of an adequate hedging strategy. Accordingly, when the market is illiquid, in order to mitigate his risk exposure, the only thing that the option seller can do is to increase the option value. We finally observe that the price differences in Figure 5 might not seem remarkable: indeed, even if the Spanish future market has 8% of probability of not being liquid on a given day, such a level of liquidity guarantees to the option seller to secure himself against derivative price fluctuations.

We conclude that, when we consider illiquid markets, the VG++ model is a better choice because it allows the option seller to include in the option price a sort of “cost of market illiquidity”, which somehow mitigates the risk of not having a proper hedging strategy.

5 The Multivariate framework

One of the most challenging tasks in financial modeling is the extension of continuous time Lévy models from a univariate to a multivariate framework. In the Gaussian settings, as the one proposed by Black and Scholes [4] or Heath et al. [20], the extension is easy since the whole dependence structure is caught by the covariance matrix. Multi-asset versions of commonly used Lévy models have been proposed by Buchmann et al. [6, 7, 8], Michaelsen and Szimayer [29] and Michaelsen [28] among the others. Moreover, in a series of paper, Semeraro [34], Luciano and Semeraro [25] and Ballotta and Bonfiglioli [2] presented multivariate versions of Variance Gamma and Normal Inverse Gaussian models: their results are based on the fact that the sum of random variables with a gamma (inverse Gaussian) law still has a gamma (inverse Gaussian) law if the parameters are properly chosen. Those models have been recently extended in Gardini et al. [15, 16] adding a particular market feature called *stochastic delay*. As observed by Sabino and Cufaro-

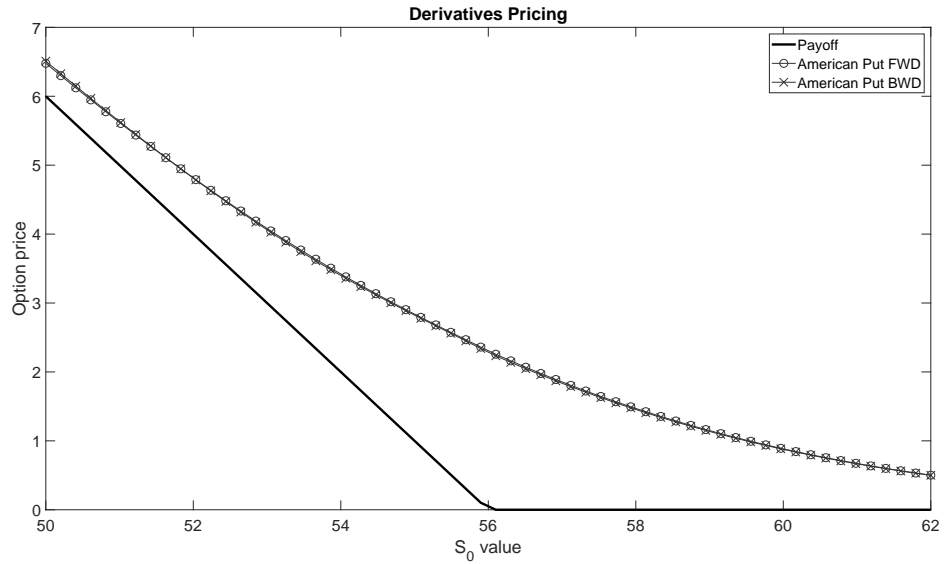


Figure 4: Price of the American Put option with different values of starting point $F(0)$ using Least-Square Monte Carlo with forward and backward simulations.

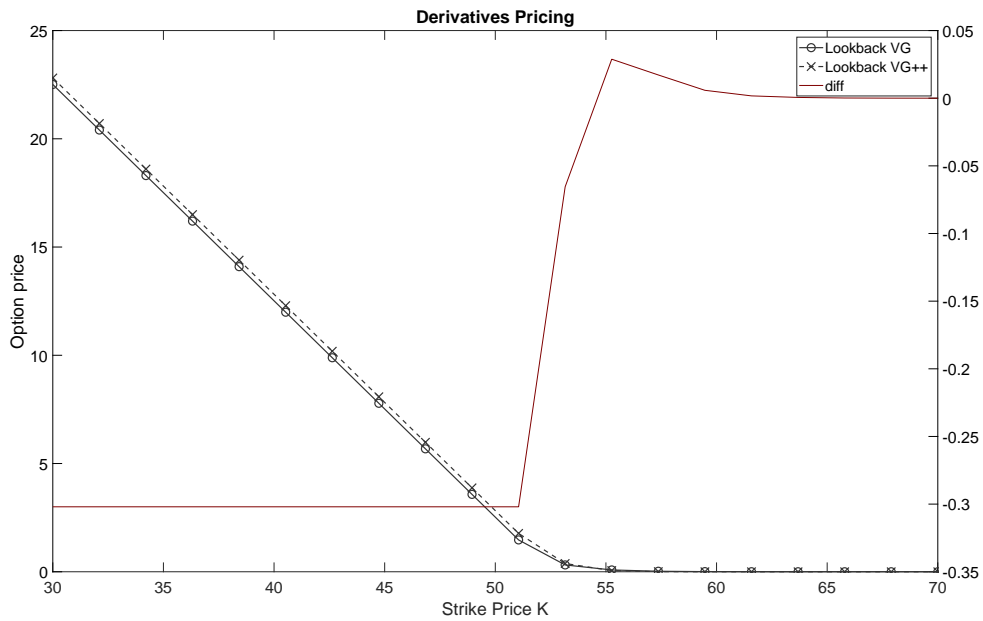


Figure 5: Price of Lookback Call option over the maximum in the Spanish market. The prices are computed using the Variance Gamma model and the VG++ model, calibrated on the same data-set of vanilla options.

Petroni [32], it is worth noting that the scaling and summation properties of the Gamma laws also hold for their a -remainder's, namely:

- If $Z_a \sim \Gamma^{++}(a, \alpha, \beta)$ for every $c > 0$ it results:

$$cZ_a \sim \Gamma^{++}\left(a, \alpha, \frac{\beta}{c}\right). \quad (16)$$

- If $Z_{a,i} \sim \Gamma^{++}(a, \alpha_i, \beta)$, $i = 1, \dots, n$ and are independent then:

$$\sum_{i=1}^n Z_{a,i} \sim \Gamma^{++}\left(a, \sum_{i=1}^n \alpha_i, \beta\right). \quad (17)$$

For this reason, the same construction proposed by Semeraro [34], Luciano and Semeraro [25] and Ballotta and Bonfiglioli [2] can be used to build a multivariate subordinator $\mathbf{H} = \{(H_1(t), \dots, H_n(t)); t \geq 0\}$ whose marginal distributions have a Γ^{++} law with suitable parameters. The construction is the following: consider independent $X_i = \{X_i(t); t \geq 0\}$ for $i = 1, \dots, n$ with $X_i(t) \sim \Gamma^{++}\left(a, \alpha_i t, \frac{\beta}{c_i}\right)$ and consider Z_a^{++} defined in Section 2.2. We define the process \mathbf{H} as:

$$H_i(t) = X_i(t) + c_i Z_a^{++}(t), \quad i = 1, \dots, n.$$

where $c_i > 0$ for all $i = 1, \dots, n$. Using properties (16) and (17) it is easy to check that $H_i(t) \sim \Gamma^{++}\left(a, (\alpha_i + \alpha)t, \frac{\beta}{c_i}\right)$. All the components of the process \mathbf{H} are dependent, because of the presence of the common process Z_a^{++} . \mathbf{H} is a multivariate subordinator and it can be used to derive multidimensional versions of the VG++ process: this topic will be the subject of future investigations.

6 Conclusions and future inquires

In this paper we have introduced a new Lévy process, named Variance Gamma++, which inherits both the mathematical tractability and the financial interpretation of Variance Gamma process. Such a new process, has an additional parameter which can be interpreted as a measure of the market liquidity.

The construction is based on a time-changed Brownian motion, where the time-change is given by a subordinator which is derived from the self-decomposability of the gamma law. Using the results in Cufaro-Petroni and Sabino [14] we have given the full characterization of this subordinator in terms of its Lévy triplet, accordingly have found the one of the Variance Gamma++ and finally have proven that the latter process is of finite activity and of finite variation.

Unlike the Variance Gamma process, whose transition density does not present an atom at the origin, it turns out that the Variance Gamma++ process allows null increments in any finite time interval. For this reason, the Variance Gamma++ is a good candidate to model illiquid markets, in which prices tends to be constant over time, and preserves at the same time, all the strengths of the Variance Gamma, namely a closed form pricing formula for vanilla options and an explicit expression both for characteristic function

and transition probability density. In particular, the evaluation of the closed formula for European options does not require the numerical computation of any integral and hence turns out to be extremely efficient from the computational point of view.

Moreover, we have derived algorithms for the forward and the backward simulation of the skeleton of subordinator and of the Variance Gamma++ process. The backward simulation approach is instrumental to price American derivative contracts and has the advantage of avoiding to store the whole set of trajectories, leading to a remarkable saving of the RAM memory space.

We have shown that the Variance Gamma++ is particularly appropriate to model illiquid markets and have applied it to future power markets, which usually presents periods of low liquidity. To this end, we have calibrated the new Variance Gamma++ process on real data using both the *MLE* and the *NLLS* techniques. Consequently, we have priced exotic derivatives and we have highlighted the differences with the original Variance Gamma process. In particular, our model tends to return higher prices for derivatives in illiquid markets than the Variance Gamma model. This is expected from a financial point of view, since in illiquid markets the hedging strategies are difficult to implement and therefore, option sellers tend to increase the option premia.

In addition, we have illustrated how to extend the Variance Gamma++ process to a multidimensional framework, following the approach proposed by Semeraro [34], Luciano and Semeraro [25] and Ballotta and Bonfiglioli [2] whereas, concrete applications will be the subject of future inquiries.

Finally, a topic deserving further investigation is the possibility to use the procedure adopted to construct the Variance Gamma++ process to the inverse Gaussian law, which is a self-decomposable distribution as well, and accordingly study its mathematical properties and potential financial applications.

Appendices

A Variance Erlang distribution: derivation and option pricing

In this Appendix we report some results about Exponential Polynomial Trigonometric (EPT) distributions we used in the article. For a complete discussion about this topic refer to Sexton and Hanzon [35].

A.1 2-EPT distributions

The class of EPT functions $f : [0, \infty) \rightarrow \mathbb{R}$ is given by:

$$f(x) = \Re \left(\sum_{k=1}^K p_k(x) e^{\mu_k x} \right)$$

where $\Re(z)$ denotes the real part of a complex number $z \in \mathbb{C}$, $p_k(x)$ is polynomial with complex coefficients for each $k = 1, \dots, K$ and $\mu_k \in \mathbb{C}$ for $k = 1, 2, \dots, K$. And EPT function defined on the positive real line can be represented in the following form:

$$f(x) = \mathbf{c} e^{\mathbf{A}x} \mathbf{b}, \quad x \geq 0,$$

where \mathbf{A} is a $n \times n$ matrix, \mathbf{c} is $1 \times n$ vector and \mathbf{b} is a $n \times 1$ vector. We consider probability density functions which can be written as two separate EPT functions:

$$f(x) = \begin{cases} \mathbf{c}_N e^{\mathbf{A}_N x} \mathbf{b}_N, & x \geq 0, \\ \mathbf{c}_P e^{\mathbf{A}_P x} \mathbf{b}_P, & x > 0. \end{cases}$$

A.2 Variance Gamma as an 2-EPT distribution

The Variance Gamma law can be viewed as an 2-EPT distribution under some parameter constrains. Its *pdf* and *chf* are given by:

$$f_X(x; C, G, M) = \frac{(GM)^C}{\sqrt{\pi} \Gamma(C)} \exp \left(\frac{(G-M)x}{2} \right) \left(\frac{|x|}{G+M} \right)^{C-\frac{1}{2}} K_{C-\frac{1}{2}} \left(\frac{(G+M)|x|}{2} \right)$$

$$\phi_X(u) = \left(\frac{GM}{GM + (M-G)iu + u^2} \right)^C.$$

where $K_\nu(z)$ denotes the modified Bessel function of the second kind and $C, G, M \in \mathbb{R}^+$. Following Sexton and Hanzon [35] we show that the Variance Gamma law is an 2-EPT distribution if $C \in \mathbb{N}$. According to Abramowitz and Stegun [1, pag. 443] we have:

$$\sqrt{\frac{\pi}{2x}} K_{n+\frac{1}{2}}(x) = \left(\frac{\pi}{2x} \right) e^{-x} \sum_{k=0}^n \binom{n+\frac{1}{2}}{k} (2z)^{-k},$$

where

$$\binom{n+\frac{1}{2}}{k} = \frac{(n+k)!}{k! \Gamma(n-k+1)},$$

therefore after some algebra, $f_X(x)$ can be rewritten as

$$f_X(x) = \exp\left(\frac{(G-M)x}{2} - \frac{(G+M)|x|}{2}\right) \frac{(GM)^C}{(C-1)!} \sum_{k=0}^{C-1} \frac{(C-1+k)!(G+M)^{-C-k}|x|^{C-1-k}}{(C-1-k)!k!}.$$

We can split the density around the origin, obtaining:

$$f_X(x) = \begin{cases} \exp(Gx) \frac{(MG)^C}{(C-1)!} \sum_{s=0}^{C-1} \frac{(2(C-1)-s)!(G+M)^{-2C+1+s}|x|^s}{s!(C-1-s)!}, & x \leq 0, \\ \exp(-Mx) \frac{(MG)^C}{(C-1)!} \sum_{s=0}^{C-1} \frac{(2(C-1)-s)!(G+M)^{-2C+1+s}|x|^s}{s!(C-1-s)!}, & x > 0. \end{cases} \quad (18)$$

Observe that the polynomial parts of (18) are identical for all x and this implies that $\mathbf{c}_N = \mathbf{c}_P$ and $\mathbf{b}_N = \mathbf{b}_P$. We set:

$$\begin{aligned} \mathbf{c} &= (c_0, \dots, c_{S-1}), & \mathbf{c} &\in \mathbb{R}^{1 \times C} \\ c_s &= \frac{(MG)^C}{(C-1)!} \frac{(2(C-1)-s)!(G+M)^{-2C+1+s}}{(C-1-s)!}, & s &\in (0, \dots, C-1). \end{aligned}$$

Similarly $\mathbf{b} = (1, 0, \dots, 0)^T$ is a $C \times 1$ column vector whereas \mathbf{a} is given by:

$$\mathbf{a} = \begin{pmatrix} 0 & 0 & \dots & 0 & 0 \\ 1 & 0 & \dots & 0 & 0 \\ 0 & 1 & 0 \dots & 0 & 0 \\ \vdots & \vdots & \ddots & \vdots & \vdots \\ 0 & 0 & \dots & 1 & 0 \end{pmatrix},$$

and finally we get that $p(x) = \mathbf{c}e^{-\mathbf{a}x}\mathbf{b}$. Summarizing, we have:

$$f_X(x; C, G, M) = \begin{cases} \mathbf{c}e^{Gx}e^{-\mathbf{a}x}\mathbf{b} & x \leq 0, \\ \mathbf{c}e^{-Mx}e^{\mathbf{a}x}\mathbf{b} & x > 0. \end{cases}$$

Finally, defining $\mathbf{A}_N = G\mathbf{I} - \mathbf{a}$ and $\mathbf{A}_P = -M\mathbf{I} + \mathbf{a}$, the *pdf* of a Variance Gamma law with $C \in \mathbb{N}$ results:

$$f_X(x; C, G, M) = \begin{cases} \mathbf{c}e^{\mathbf{A}_N x}\mathbf{b} & x \leq 0, \\ \mathbf{c}e^{\mathbf{A}_P x}\mathbf{b} & x > 0. \end{cases}$$

A.3 The price process

We model the risky underlying asset F as:

$$F(t) = F(0)e^{rT + \omega T + X(T)}, \quad F(0) = F_0$$

where $T \geq 0$, r is the risk-free rate and ω is such that the discounted price process is a martingale. In order to work under the risk-neutral measure \mathbb{Q} we must require that:

$$\mathbb{E}^{\mathbb{Q}} \left[e^{\omega T + X(T)} \right] = 1$$

and this leads to:

$$\omega = C \log \left(\left(1 - \frac{1}{M}\right) \left(1 + \frac{1}{G}\right) \right).$$

If we add the constrain $CT \in \mathbb{N}$, we observe that ω is defined only if $M > 1$. Moreover, if $CT \in \mathbb{N}$ a closed formula for a Call option with maturity T can be derived (In the original article you have $\tau = T - t$, which is the time to maturity, instead of T : here we considered $t = 0$ and hence τ and T coincides).

A.4 A closed formula for Call option pricing

Consider a Call option with strike price K and maturity T . The value of the underlying asset at $t = 0$ is $F(0) = F_0$ and we consider a constant risk free rate $r \geq 0$. Define:

$$d = \log \left(\frac{F(0)}{K} \right) + (r + \omega) T.$$

The price of the Call option $C(0, K)$, where $X(T)$ has a infinitely divisible distribution with 2-EPT density distribution with realizations $(\mathbf{A}_N, \mathbf{b}_N, \mathbf{c}_N, \mathbf{A}_P, \mathbf{b}_P, \mathbf{c}_P)$, is given by:

- If $d > 0$:

$$\begin{aligned} C(0, K) = & F(0)e^{\omega T} \left(\mathbf{c}_N (\mathbf{A}_N + \mathbf{I})^{-1} \right) \mathbf{b}_P - \mathbf{c}_N (\mathbf{A}_N + \mathbf{I})^{-1} e^{-(\mathbf{A}_N + \mathbf{I})d} \mathbf{b}_N \\ & - \mathbf{c}_P (\mathbf{A}_P + \mathbf{I})^{-1} \mathbf{b}_P - K e^{-rT} \left(1 - \mathbf{c}_N \mathbf{A}_N^{-1} e^{-\mathbf{A}_N d} \mathbf{b}_N \right). \end{aligned}$$

- If $d \leq 0$:

$$C(0, K) = -F(0)e^{\omega T} \mathbf{c}_P (\mathbf{A}_P + \mathbf{I})^{-1} e^{-(\mathbf{A}_P + \mathbf{I})d} \mathbf{b}_P + K e^{-rT} \mathbf{c}_P \mathbf{A}_P^{-1} e^{-\mathbf{A}_P d} \mathbf{b}_P.$$

In contrast to many option pricing formulas available in finance, observe that no integrals appear: the computation of $C(0, K)$ requires only linear algebra techniques which are usually faster than numerical integration procedures.

A.5 From C, G, M to $\alpha, \beta, \sigma, \theta$

Usually in literature, the parametrization of the Variance Gamma process is given in term of α, β, σ and θ , whereas in the previous section the 2-EPT version of the Variance Gamma is a function of C, G and M . Since these equivalent parametrization may be a source of confusion, in this section we show how to easily switch from one to the other. For the sake of completeness, we recall how the Variance Gamma process is defined.

Definition A.1. Consider the gamma process $G = \{G(t); t \geq 0\}$ such that $G(t) \sim \Gamma(\alpha t, \beta)$ and consider a Brownian motion W with drift $\theta \in \mathbb{R}$ and diffusion $\sigma \in \mathbb{R}^+$, independent of G . The process $X = \{X(t); t \geq 0\}$ defined as:

$$X(t) = \theta G(t) + \sigma W(G(t)) \quad t \geq 0, \quad (19)$$

is called Variance Gamma process and its characteristic function at time $t > 0$ is given by:

$$\phi_{X(t)}(u) = \left(1 - \frac{i}{\beta} \left(u\theta + iu^2 \frac{\sigma^2}{2} \right) \right)^{-\alpha t}. \quad (20)$$

Observe that Equation (20), can be rewritten as:

$$\phi_{X(t)} = \left(1 - \frac{1}{\beta} \left(u\theta + i\frac{\sigma^2}{2}u^2 \right) \right)^{-\alpha T} = \left(\frac{2\frac{\beta}{\sigma^2}}{2\frac{\beta}{\sigma^2} - iu\frac{2\theta}{\sigma^2} + u^2} \right)^{\alpha T},$$

that has to be compared to:

$$\phi_{X(t)}(u) = \left(\frac{GM}{GM + (M - G)iu + u^2} \right)^C,$$

and hence,

$$\begin{aligned} GM &= 2\frac{\beta}{\sigma^2}, \\ M - G &= -2\frac{\theta}{\sigma^2}. \end{aligned}$$

Finally we obtain:

$$\begin{aligned} G &= \frac{1}{\sigma^2} \left(\theta + \sqrt{\theta^2 + \beta\sigma^2} \right), \\ M &= \frac{\sqrt{\theta^2 + \beta\sigma^2}}{\sigma^2} - \frac{\theta}{\sigma^2}. \end{aligned}$$

References

- [1] M. Abramowitz and I. A. Stegun. *Handbook of Mathematical Functions with Formulas, Graphs, and Mathematical Tables*. Dover, New York, ninth dover printing, tenth gpo printing edition, 1964.
- [2] L. Ballotta and E. Bonfiglioli. Multivariate Asset Models Using Lévy Processes and Applications. *The European Journal of Finance*, 13(22):1320–1350, 2013.
- [3] O.E. Barndorff-Nielsen. Processes of Normal Inverse Gaussian Type. *Finance and Stochastics*, 2(1):41–68, 1998.
- [4] F. Black and M. Scholes. The Pricing of Options and Corporate Liabilities. *Journal of Political Economy*, 81(3):637–654, 1973.
- [5] A. Boogert and C. de Jong. Gas Storage Valuation Using a Monte Carlo Method. *Journal of Derivatives*, 15:81–91, 2008.
- [6] B. Buchmann, B. Kaehler, R. Maller, and A. Szimayer. Multivariate Subordination Using Generalised Gamma Convolutions with Applications to Variance Gamma Processes and Option Pricing. *Stochastic Processes and their Applications*, 127(7): 2208–2242, 2017.
- [7] B. Buchmann, K. Lu, and D. Madan. Calibration for Weak Variance-Alpha-Gamma Processes. *Methodology and Computing in Applied Probability*, 21(4), 2019. doi: 10.1007/s11009-018-9655-y.
- [8] B. Buchmann, K. Lu, and D. Madan. Self-Decomposability of Variance Generalised Gamma Convolutions. *Stochastic Processes and their Applications*, 130(2):630–655, 2020. doi: 10.1016/j.spa.2019.02.012.
- [9] R. Caffisch, W. Morokoff, and A. Owen. Valuation of Mortgage-backed Securities Using Brownian Bridges to Reduce Effective Dimension. *Journal of Computational Finance*, 1(1):27–46, 1997.
- [10] P. Carr and D.B. Madan. Option Valuation Using the Fast Fourier Transform. *Journal of Computational Finance*, 2:61–73, 1999.
- [11] P. Carr, H. Geman, D.B. Madan, and M. Yor. The Fine Structure of Asset Returns: An Empirical Investigation. *The Journal of Business*, 75(2):305–332, 2002. URL <https://EconPapers.repec.org/RePEc:ucp:jnlbus:v:75:y:2002:i:2:p:305-332>.
- [12] R. Cont and P. Tankov. *Financial Modelling with Jump Processes*. Chapman and Hall, 2003.
- [13] N. Cufaro Petroni. Self-decomposability and Self-similarity: a Concise Primer. *Physica A, Statistical Mechanics and its Applications*, 387(7-9):1875–1894, 2008.
- [14] N. Cufaro-Petroni and P. Sabino. Tempered stable Distributions and Finite Variation Ornstein-Uhlenbeck Processes, 2020.

- [15] M. Gardini, P. Sabino, and E. Sasso. Correlating Lévy Processes with Self-Decomposability: Applications to Energy Markets. arXiv:2004.04048 [q-fin.PR], 2020.
- [16] M. Gardini, P. Sabino, and E. Sasso. A Bivariate Normal Inverse Gaussian Process with Stochastic Delay: Efficient Simulations and Applications to Energy Markets. arXiv:2011.04256 [q-fin.CP], 2020.
- [17] P. Glasserman. *Monte Carlo Methods in Financial Engineering*. Springer-Verlag New York, 2004.
- [18] I. S. Gradshteyn and I. M. Ryzhik. *Table of Integrals, Series, and Products*. Elsevier/Academic Press, Amsterdam, seventh edition, 2007. ISBN 978-0-12-373637-6; 0-12-373637-4. Translated from the Russian, Translation edited and with a preface by Alan Jeffrey and Daniel Zwillinger, With one CD-ROM (Windows, Macintosh and UNIX).
- [19] B. Grigelionis. On the Self-Decomposability of Euler’s Gamma Function. *Lithuanian Mathematical Journal*, 43(3):295–305, 2003.
- [20] D. Heath, R. Jarrow, and A. Morton. Bond Pricing and the Term Structure of Interest Rates: A New Methodology for Contingent Claims Valuation. *Econometrica*, 60(1):77–105, 1992.
- [21] A. E. V. Hoyle. *Information-Based Models for Finance and Insurance*. PhD thesis, Department of Mathematics, Imperial College London, 2010.
- [22] W. Hu and J. Zhou. Backward Simulation Methods for Pricing American Options under the CIR Process. *Quantitative Finance*, 17(11):1683–1695, 2017. doi: 10.1080/14697688.2017.1307513.
- [23] S. G. Kou. A Jump-Diffusion Model for Option Pricing. *Manage. Sci.*, 48(8):1086–1101, August 2002. ISSN 0025-1909.
- [24] F. A. Longstaff and E.S. Schwartz. Valuing American Options by Simulation: a Simple Least-Squares Approach. *Review of Financial Studies*, 14(1):113–147, 2001.
- [25] E. Luciano and P. Semeraro. Multivariate Time Changes for Lévy Asset Models: Characterization and Calibration. *Journal of Computational and Applied Mathematics*, 233(1):1937–1953, 2010.
- [26] D. B. Madan and E. Seneta. The Variance Gamma (V.G.) Model for Share Market Returns. *The Journal of Business*, 63(4):511–524, 1990.
- [27] R.C. Merton. Options Pricing when Underlying Shocks are Discontinuous. *Journal of Financial Economics*, 3:125–144, 1976.
- [28] M. Michaelsen. Information Flow Dependence in Financial Markets. *International Journal of Theoretical and Applied Finance*, 23, 07 2020. doi: 10.1142/S0219024920500296.

- [29] M. Michaelsen and A. Szimayer. Marginal Consistent Dependence Modelling using Weak Subordination for Brownian Motions. *Quantitative Finance*, 18(11):1909–1925, 2018.
- [30] T. Pellegrino and P. Sabino. Enhancing Least Squares Monte Carlo with Diffusion Bridges: an Application to Energy Facilities. *Quantitative Finance*, 15(5):761–772, 2015.
- [31] P. Sabino. Forward or Backward Simulations? A Comparative Study. *Quantitative Finance*, 20(7):1213–1226, 2020. doi: 10.1080/14697688.2020.1741668.
- [32] P. Sabino and N. Cufaro-Petroni. Gamma-Related Ornstein–Uhlenbeck Processes and Their Simulation. *Journal of Statistical Computation and Simulation*, 0(0):1–26, 2020. doi: 10.1080/00949655.2020.1842408.
- [33] K. Sato. *Lévy Processes and Infinitely Divisible Distributions*. Cambridge U.P., Cambridge, 1999.
- [34] P. Semeraro. A Multivariate Variance Gamma Model For Financial Applications. *International Journal of Theoretical and Applied Finance*, 11(1):1–18, 2008.
- [35] C. Sexton and B. Hanzon. State Space Calculations for Two-sided EPT Densities with Financial Modelling Applications, 2012. Available at www.2-ept.com.
- [36] R. Seydel. *Tools for Computational Finance*. Universitext (1979). Springer, 2004. ISBN 9783540406044.
- [37] C. Tseng and G. Barz. Short-Term Generation Asset Valuation: A Real Options Approach. *Operations Research*, 50(2):297–310, 2000.