

BotRGCN: Twitter Bot Detection with Relational Graph Convolutional Networks

Shangbin Feng, Herun Wan, Ningnan Wang, Minnan Luo

School of Electronic and Information Engineering

Xi'an Jiaotong University

Xi'an, China

{wind_binteng,wanherun,mrwangyou}@stu.xjtu.edu.cn,minnluo@xjtu.edu.cn

Abstract—Twitter bot detection is an important and challenging task. Existing bot detection measures fail to address the challenge of community and disguise, falling short of detecting bots that disguise as genuine users and attack collectively. To address these two challenges of Twitter bot detection, we propose BotRGCN, which is short for Bot detection with Relational Graph Convolutional Networks. BotRGCN addresses the challenge of community by constructing a heterogeneous graph from follow relationships and applies relational graph convolutional networks. Apart from that, BotRGCN makes use of multi-modal user semantic and property information to avoid feature engineering and augment its ability to capture bots with diversified disguise. Extensive experiments demonstrate that BotRGCN outperforms competitive baselines on a comprehensive benchmark TwiBot-20 which provides follow relationships.

I. INTRODUCTION

Twitter is a thriving social media platform with millions of daily active users. Besides being home to genuine users, Twitter is also home to automated programs, also known as Twitter bots. These bots are operated to induce undesirable social effects such as extreme propaganda [1] and election interference [2], [3]. That being said, there is an urgent need for robust Twitter bot detectors.

Existing methods generally fall into two categories: feature engineering and deep learning. For feature engineering based bot detectors, user features such as tweet features [4], user property features [5] and features extracted from neighborhood information [6] were adopted with traditional classifiers. For deep bot detection models, recurrent neural networks [7], [8] and generative adversarial networks [9] were adopted.

Despite early successes, the ever-changing social media has brought two new challenges to the task of Twitter bot detection: disguise and community. The challenge of disguise demands bot detectors to capture malicious bots even when they are designed to resemble genuine users. For example, Cresci *et al.* [10] spotted bots that use stolen names and profile pictures and intersperse few malicious messages with many neutral ones. Apart from that, the challenge of community demands bot detectors to successfully capture Twitter bots that seem genuine individually but act in groups to pursue malicious goals. For example, Cresci *et al.* [11] identified a group of bots and their collective action towards influencing the mayoral election of Rome in 2014.

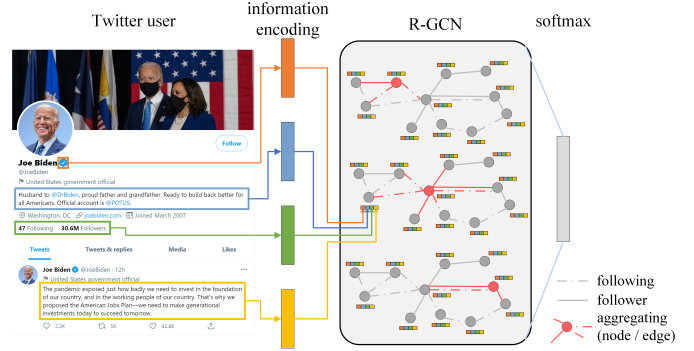


Fig. 1. Overview of BotRGCN. Orange, blue, green and yellow modules denote categorical metadata, user description, numerical metadata and tweets.

In light of the two challenges of Twitter bot detection, we propose a novel framework BotRGCN (**Bot** detection with **R**elational **G**raph **C**onvolutional **N**etworks). Specifically, BotRGCN addresses the challenge of disguise by leveraging all available numerical and categorical user property items and encoding user tweets with pre-trained language models. BotRGCN addresses the challenge of community by constructing a heterogeneous graph from the Twitter network and apply relational graph convolutional networks.

II. BOTRGCN METHODOLOGY

A. Problem Definition

Let $B = \{b_i\}_{i=1}^L$ denotes a user's description with L words. Let $T = \{t_i\}_{i=1}^M$ be a user's M tweets and each tweet $t_i = \{w_1^i, \dots, w_{Q_i}^i\}$ contains Q_i words. Let $P = \{P^{num}, P^{cat}\}$ be a user's numerical and categorical user property set. Let $N = \{N^f, N^t\}$ be a user's neighborhood information, where $N^f = \{N_1^f, \dots, N_u^f\}$ denotes user's followings and $N^t = \{N_1^t, \dots, N_v^t\}$ denotes user's followers. The task of Twitter bot detection is to identify bots among users with the help of user information B , T , P and N .

B. User Feature Encoding

BotRGCN is designed to address the challenge of disguise by leveraging multi-modal user information, which leaves bot operators no venue to achieve malicious goals. Specifically,

TABLE I
NUMERICAL USER PROPERTIES ADOPTED IN BOTRGCN.

Feature Name	Description
#followers	number of followers
#followings	number of followings
#favorites	number of likes
#statuses	number of statuses
active_days	number of active days
screen_name_length	screen name character count

BotRGCN jointly encodes user semantic information of description and tweets as well as both numerical and categorical user property information.

a) *Overall user feature vector*: We encode user description, tweets, numerical and categorical properties and concatenate them to serve as user features:

$$r = [r_b; r_t; r_p^{num}; r_p^{cat}] \in \mathbb{R}^{D \times 1} \quad (1)$$

where D is the user embedding dimension. We present BotRGCN’s strategy of encoding user description, tweets, numerical and categorical property items in the following.

b) *Feature set 1: user description*: We adopt pre-trained RoBERTa [12] to encode user descriptions. We firstly transform words in user description with RoBERTa:

$$\bar{b} = RoBERTa(\{b_i\}_{i=1}^L), \quad \bar{b} \in \mathbb{R}^{D_s \times 1} \quad (2)$$

where \bar{b} denotes representation of user description and D_s is the RoBERTa embedding dimension. We then derive representation vectors for user’s description:

$$r_b = \phi(W_B \cdot \bar{b} + b_B), \quad r_b \in \mathbb{R}^{D/4 \times 1} \quad (3)$$

where W_B and b_B are learnable parameters, ϕ is the activation function and D is the embedding dimension of Twitter users. We adopt leaky-relu as ϕ for the rest of the paper.

c) *Feature set 2: user tweets*: We use RoBERTa to similarly encode user tweets. We average the representation of all tweets to obtain representation of user tweets r_t .

d) *Feature set 3: user numerical properties*: BotRGCN leaves handling of user property items to MLPs and graph neural networks. Specifically, we adopt numerical features that are directly available from the Twitter API without feature engineering and present them in Table I. Specifically, we conduct z-score normalization and obtain representation of user numerical features r_p^{num} with a fully connected layer.

e) *Feature set 4: user categorical properties*: Similar to user numerical properties, we avoid feature engineering and apply MLPs and graph neural networks to encode them. We leverage directly available user categorical features from the Twitter API and they are presented in Table II. Specifically, we adopt one-hot encoding, concatenate and transform them with a fully connected layer and leaky-relu to derive representation for user’s categorical features r_p^{cat} .

TABLE II
CATEGORICAL USER PROPERTIES ADOPTED IN BOTRGCN.

Feature Name	Description
protected	protected or not
geo_enabled	enable geo-location or not
verified	verified or not
contributors_enabled	enable contributors or not
is_translator	translator or not
is_translation_enabled	translation or not
profile_background_tile	the background tile
profile_user_background_image	have background image or not
has_extended_profile	have extended profile or not
default_profile	the default profile
default_profile_image	the default profile image

C. GNNs Architecture

BotRGCN is designed to address the challenge of community by leveraging user follow relationship and the dense graph structure it forms. Specifically, BotRGCN constructs a heterogeneous graph from the Twitter network and apply relational graph convolutional networks to learn user representations.

a) *Graph construction*: BotRGCN treats Twitter users as nodes. Given that following and being followed signal different information, BotRGCN leverages two types of edges, $R = \{r_1, r_2\} = \{“following”, “follower”\}$. We denote user u ’s following and follower neighborhood as $N_{r_1}(u) = N^f(u)$ and $N_{r_2}(u) = N^t(u)$. By defining two sets of relational neighborhood for each Twitter user, BotRGCN constructs a heterogeneous graph that reflects the interactions between Twitter users. BotRGCN could incorporate more relation types between users if supported by the data set.

b) *BotRGCN architecture*: We apply R-GCNs [13] to the heterogeneous graph and learn user representations. Specifically, we firstly transform user features to derive the initial hidden vectors for nodes in the graph:

$$x_i^{(0)} = \phi(W_1 \cdot r_i + b_1), \quad x_i^{(0)} \in \mathbb{R}^{D \times 1} \quad (4)$$

where W_1 and b_1 are learnable parameters. We then apply the l -th R-GCN layers:

$$x_i^{(l+1)} = \Theta_{self} \cdot x_i^{(l)} + \sum_{r \in R} \sum_{j \in N_r(i)} \frac{1}{|N_r(i)|} \Theta_r \cdot x_j^{(l)}, \quad x_i^{(l+1)} \in \mathbb{R}^{D \times 1} \quad (5)$$

where Θ is the projection matrix. After L layers of R-GCN, we transform the user representation with MLP:

$$h_i = \phi(W_2 \cdot x_i^{(L)} + b_2), \quad h_i \in \mathbb{R}^{D \times 1} \quad (6)$$

where W_2 and b_2 are learnable parameters and h_i is the representation for user i .

TABLE III
BOT DETECTION PERFORMANCE ON TWIBOT-20 BENCHMARK.

Method	Accuracy	F1-score	MCC [14]
Lee <i>et al.</i> [15]	0.7456	0.7823	0.4879
Yang <i>et al.</i> [16]	0.8191	0.8546	0.6643
Kudugunta <i>et al.</i> [8]	0.8174	0.7517	0.6710
Wei <i>et al.</i> [7]	0.7126	0.7533	0.4193
Miller <i>et al.</i> [4]	0.4801	0.6266	-0.1372
Cresci <i>et al.</i> [17]	0.4793	0.1072	0.0839
Botometer [18]	0.5584	0.4892	0.1558
Alhosseini <i>et al.</i> [19]	0.6813	0.7318	0.3543
SATAR [20]	0.8412	0.8642	0.6863
BotRGCN	0.8462	0.8707	0.7021

D. Learning and Optimization

We apply a softmax layer to conduct Twitter bot detection based on user representations derived from R-GCN :

$$\hat{y}_i = \text{softmax}(W_O \cdot h_i + b_O) \quad (7)$$

where W_O and b_O are learnable parameters.

The loss function of BotRGCN is constructed as follows:

$$L = - \sum_{i \in Y} [y_i \log(\hat{y}_i) + (1 - y_i) \log(1 - \hat{y}_i)] + \lambda \sum_{w \in \theta} w^2 \quad (8)$$

where Y denotes annotated users, y_i is the ground-truth label and θ are all learnable parameters in the BotRGCN framework.

III. EXPERIMENTS

A. Experiment Settings

a) *Dataset*: TwiBot-20 [21] is a publicly available Twitter bot detection dataset that provides follow relationship between users to support BotRGCN. We adopt TwiBot-20 and follow the partition of train, validation and test set in the original benchmark. We obtain a heterogeneous graph with 229,580 nodes and 227,979 edges from the data set.

b) *Baseline methods*: We compare BotRGCN with the following baselines:

- Lee *et al.* [15]: Lee *et al.* use random forest with several user features, e.g. the longevity of the account.
- Yang *et al.* [16]: Yang *et al.* use random forest with minimal account metadata.
- Kudugunta *et al.* [8]: Kudugunta *et al.* propose an architecture that uses both tweet content and the metadata.
- Wei *et al.* [7]: Wei *et al.* use word embeddings and a three-layer BiLSTM for bot detection.
- Miller *et al.* [4]: Miller *et al.* extract 107 features from a user’s tweet and property information. It conducts bot detection as anomaly detection.
- Cresci *et al.* [17]: Cresci *et al.* use strings to represent the sequence of a user’s online actions. It identifies bot groups by analyzing longest common substrings.

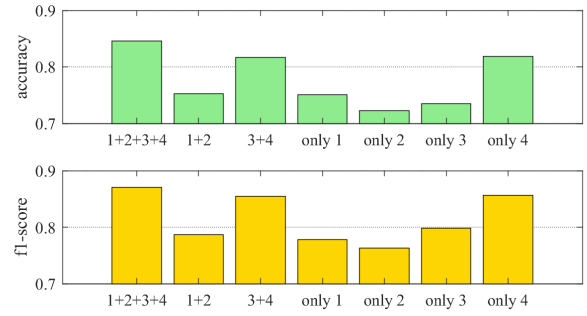


Fig. 2. BotRGCN performance with different user feature sets.

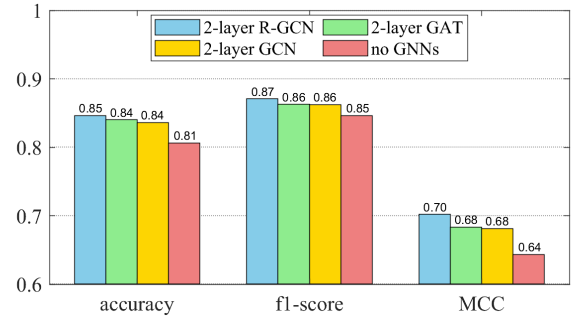


Fig. 3. BotRGCN performance with different types of graph neural networks.

- Botometer [18]: Botometer is a publicly available service that leverages more than one thousand features.
- Alhosseini *et al.* [19]: Alhosseini *et al.* use graph convolutional networks to detect Twitter bots.
- SATAR [20] constructs a self-supervised task for Twitter user representation learning and applies it to the task of bot detection with fine-tuning.

B. Bot Detection Performance

Table III presents bot detection performance on TwiBot-20. It is demonstrated that BotRGCN achieves state-of-the-art performance among all methods, which demonstrates that BotRGCN is generally effective in the task of Twitter bot detection. Besides, BotRGCN outperforms baselines that also leverage user follow relationship such as Alhosseini *et al.* [19] and SATAR [20], which shows that BotRGCN better utilizes follow relationships that put users into their social context.

C. User Feature Study

To prove that jointly encoding multi-modal user information is necessary for robust bot detectors, we conduct ablation study to train BotRGCN with reduced feature sets and present the results in Figure 2. It is demonstrated that every aspect of user information is essential in BotRGCN’s performance, while user categorical properties contribute most to its performance.

D. GNN Study

To examine the necessity of R-GCN and the possibility of using other graph neural networks on a homogeneous graph,

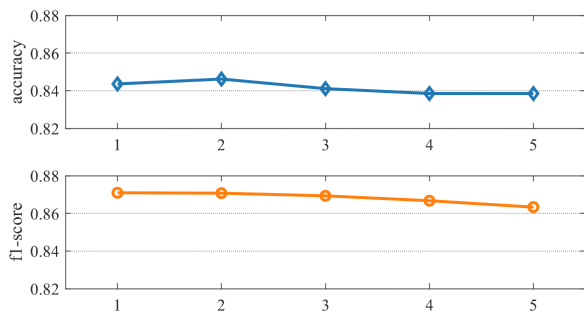


Fig. 4. BotRGCN performance with different number of R-GCN layers.

we substitute R-GCN in BotRGCN with GAT [22], GCN [23] and MLP and present the results in Figure 3. It indicates that our choice of R-GCN contributes to BotRGCN’s performance.

We further explore different amount of R-GCN layers and its effect on the overall bot detection performance. Result in Figure 4 shows that BotRGCN with 2 layers of R-GCN could result in better bot detection performance with fewer learnable parameters and less training complexity.

IV. CONCLUSION

Social media bot detection is attracting growing attention. We proposed BotRGCN, an end-to-end bot detection framework that jointly encodes multi-modal user information, construct a heterogeneous graph to represent real-world Twitter and apply relational graph convolutional networks. BotRGCN is designed to tackle the challenges of bot disguise and bot communities. We conduct extensive experiments to demonstrate the efficacy of BotRGCN in comparison to state-of-the-art baseline methods. Further explorations proved that BotRGCN’s user information encoding strategy and its graph learning approach are essential to the model’s performance.

REFERENCES

- [1] J. M. Berger and J. Morgan, “The isis twitter census: Defining and describing the population of isis supporters on twitter,” *The Brookings project on US relations with the Islamic world*, vol. 3, no. 20, pp. 4–1, 2015.
- [2] A. Deb, L. Luceri, A. Badaway, and E. Ferrara, “Perils and challenges of social media and election manipulation analysis: The 2018 us midterms,” in *Companion Proceedings of The 2019 World Wide Web Conference*, ser. WWW ’19. New York, NY, USA: Association for Computing Machinery, 2019, p. 237–247. [Online]. Available: <https://doi.org/10.1145/3308560.3316486>
- [3] E. Ferrara, “Disinformation and social bot operations in the run up to the 2017 french presidential election,” *CoRR*, vol. abs/1707.00086, 2017. [Online]. Available: <http://arxiv.org/abs/1707.00086>
- [4] Z. Miller, B. Dickinson, W. Deitrick, W. Hu, and A. H. Wang, “Twitter spammer detection using data stream clustering,” *Information Sciences*, vol. 260, pp. 64–73, 2014.
- [5] E. D’Andrea, P. Ducange, B. Lazzarini, and F. Marcelloni, “Real-time detection of traffic from twitter stream analysis,” *IEEE transactions on intelligent transportation systems*, vol. 16, no. 4, pp. 2269–2283, 2015.
- [6] C. Yang, R. Harkreader, and G. Gu, “Empirical evaluation and new design for fighting evolving twitter spammers,” *IEEE Transactions on Information Forensics and Security*, vol. 8, no. 8, pp. 1280–1293, 2013.
- [7] F. Wei and U. T. Nguyen, “Twitter bot detection using bidirectional long short-term memory neural networks and word embeddings,” in *2019 First IEEE International Conference on Trust, Privacy and Security in Intelligent Systems and Applications (TPS-ISA)*. IEEE, 2019, pp. 101–109.
- [8] S. Kudugunta and E. Ferrara, “Deep neural networks for bot detection,” *Information Sciences*, vol. 467, pp. 312–322, 2018.
- [9] G. Stanton and A. A. Irissappane, “Gans for semi-supervised opinion spam detection,” *arXiv preprint arXiv:1903.08289*, 2019.
- [10] S. Cresci, “A decade of social bot detection,” *Commun. ACM*, vol. 63, no. 10, p. 72–83, Sep. 2020. [Online]. Available: <https://doi.org/10.1145/3409116>
- [11] S. Cresci, R. Di Pietro, M. Petrocchi, A. Spognardi, and M. Tesconi, “The paradigm-shift of social spambots: Evidence, theories, and tools for the arms race,” in *Proceedings of the 26th international conference on world wide web companion*, 2017, pp. 963–972.
- [12] Y. Liu, M. Ott, N. Goyal, J. Du, M. Joshi, D. Chen, O. Levy, M. Lewis, L. Zettlemoyer, and V. Stoyanov, “Roberta: A robustly optimized bert pretraining approach,” *arXiv preprint arXiv:1907.11692*, 2019.
- [13] M. Schlichtkrull, T. N. Kipf, P. Bloem, R. Van Den Berg, I. Titov, and M. Welling, “Modeling relational data with graph convolutional networks,” in *European semantic web conference*. Springer, 2018, pp. 593–607.
- [14] B. W. Matthews, “Comparison of the predicted and observed secondary structure of t4 phage lysozyme,” *Biochimica et Biophysica Acta (BBA)-Protein Structure*, vol. 405, no. 2, pp. 442–451, 1975.
- [15] K. Lee, B. Eoff, and J. Caverlee, “Seven months with the devils: A long-term study of content polluters on twitter,” in *Proceedings of the International AAAI Conference on Web and Social Media*, vol. 5, no. 1, 2011.
- [16] K.-C. Yang, O. Varol, P.-M. Hui, and F. Menczer, “Scalable and generalizable social bot detection through data selection,” in *Proceedings of the AAAI Conference on Artificial Intelligence*, vol. 34, no. 01, 2020, pp. 1096–1103.
- [17] S. Cresci, R. Di Pietro, M. Petrocchi, A. Spognardi, and M. Tesconi, “Dna-inspired online behavioral modeling and its application to spambot detection,” *IEEE Intelligent Systems*, vol. 31, no. 5, pp. 58–64, 2016.
- [18] C. A. Davis, O. Varol, E. Ferrara, A. Flammini, and F. Menczer, “Botornot: A system to evaluate social bots,” in *Proceedings of the 25th international conference companion on world wide web*, 2016, pp. 273–274.
- [19] S. Ali Alhosseini, R. Bin Tareaf, P. Najafi, and C. Meinel, “Detect me if you can: Spam bot detection using inductive representation learning,” in *Companion Proceedings of The 2019 World Wide Web Conference*, 2019, pp. 148–153.
- [20] S. Feng, H. Wan, N. Wang, J. Li, and M. Luo, “Satar: A self-supervised approach to twitter account representation learning and its application in bot detection,” *arXiv preprint arXiv:2106.13089*, 2021.
- [21] —, “Twibot-20: A comprehensive twitter bot detection benchmark,” *arXiv preprint arXiv:2106.13088*, 2021.
- [22] P. Veličković, G. Cucurull, A. Casanova, A. Romero, P. Lio, and Y. Bengio, “Graph attention networks,” *arXiv preprint arXiv:1710.10903*, 2017.
- [23] T. N. Kipf and M. Welling, “Semi-supervised classification with graph convolutional networks,” *arXiv preprint arXiv:1609.02907*, 2016.