

# **Condition Integration Memory Network: An Interpretation of the Meaning of the Neuronal Design**

Cheng Qian

Omnes Complexity Inc.

[Cheng@omnes.xn--rhqv96g](mailto:Cheng@omnes.xn--rhqv96g)

## **Abstract**

This document introduces a hypothesized framework on the functional nature of primitive neural network. It discusses such an idea that the activity of neurons and synapses can symbolically reenact the dynamic changes in the world and enable an adaptive system of behavior. More specifically, the network achieves these without participating in an algorithmic structure. When a neuron's activation represents some symbolic element in the environment, each of its synapses can indicate a potential change to the element and its future state. The efficacy of a synaptic connection further specifies the element's particular probability for, or contribution to, such a change. A neuron's activation is transformed to its postsynaptic targets as it fires, resulting in a chronological shift of the represented elements. As the inherent function of summation in a neuron integrates the various presynaptic contributions, the neural network mimics the collective causal relationship of events in the observed environment.

# Introduction

The nervous system plays a critical role in an animal's ability to coordinate actions and realize cognitive functions. The history of neuroscientific research has seen a prolonged attempt to understand the nature of the neuronal interactions in the brain. Systematic analysis on the neuron's potential function as logical gates can be traced back to the 1940s when the activation of a neuron was theorized to exhibit some propositional statement (McCulloch and Pitts, 1943). The later discovered mechanism of Spike-Timing Dependent Plasticity (STDP) further inspired the idea that the brain learns causal connection between events with synaptic changes (Roberts, 1999) whereas, in recent years, theories such as the Hierarchical Temporal Memory (Hawkins et al., 2019) gain remarkable popularity as the phenomena suggesting that information is represented with sparse firing distributions in the cerebral cortex become increasingly evidential (Barth and Poulet, 2012). To discuss why evolution emerged to make the neuron such a virtually ubiquitous feature in animals, it may be assumed that there must have been a universal logic which underlied the advantage of the neuronal structure in organisms of drastically varying complexities and across the periods of its evolution. In this document, the author introduces a novel approach to postulate this most basic logic and discusses the potential realization of a framework of motor-cognitive functions, where synapses in a neural network collectively act as chronological causal connections.

Consider, hypothetically, the initial purpose of the nervous system during evolution: the instant causation from a presynaptic detector to a postsynaptic reaction, realized with neurons located in various places in the organism and some form of synaptic stimulation. The activation of the detector neuron implies the activation of the action. These instantaneous connections from

conditions to events, or causes to effects, are here referred to as synaptic mappings. Such systems enable an agent to react on a basis of sufficient condition. That is, a reaction caused by neuron or neural population *C* can be activated by two features in the external stimuli detected by neurons *A* and *B*, neither of which firing alone will cause *C* to be sufficiently stimulated and reach an effective intensity of firing rate. Here, *A* and *B* are collectively the condition for the organism to execute the reaction, composing a biological reaction system with a threshold logic which acts on specific combinations of conditions. Accordingly, the presynaptic neuron brings its maximum influence to the network by maintaining a high firing rate, whereas the lack of this frequency signifies an insufficiency of the condition triggered by its own presynaptic neuron or information in the environment. In a similar fashion, the network can further allow *A* and *D* to collectively activate another neuron, *E*, during which *C* exhibits a state of low activity through the value of its membrane potential or simply a low firing rate, due to insufficient presynaptic conditions. As will be discussed, this expression of conditional insufficiency, or potentiality, enables the so-called continuity in the temporal structure with which the network adapts its behaviors. Finally, with updates in synaptic connections, the logical relationship between the presynaptic event and the postsynaptic reaction can be arbitrarily wired; for instance, the organism can react to a small round object (*A*) combined with green leaves (*B*) with eating (*C*) or to the round object alone with more strengthened weights from *A* to *C*.

Now, consider an agent that maps the stimuli not to reactions but, rather, predictions on the subsequent events, applying the same logic to a causal network of declarative memories: when a bird (*A*) flips its wings (*B*), it is to fly (*C*). In this case, *C* is a prediction convergently caused by its presynaptic conditions. Such an ability to recall or predict events would necessitate a learning

process. In this case, to learn in a presented environment, every element or feature in an initial state of the world, represented by a neuron, establishes an excitatory connection to every element in the subsequent state. Therein, the weight of each such connection is increased every time the particular sequence is repeated. This ultimately results in every neuron, equipped with synaptic connections of various strengths, becoming a condition that pushes on the next state of the world as it activates and causes varying influences to the postsynaptic targets. The simple system can now take in an arbitrary state of the world and synaptically map it to the most likely outcome before such is actually perceived, that is the neurons with the highest firing rate and influence due to the convergence from presynaptic conditions. In this sense, every synaptic weight can be understood as representing the level of potentiality for some particular change given the activation of the event, which is further integrated with other simultaneous spike trains from varying sources, comparable to elements in the world bringing collective causal effects. In other words, the amount of repetitions during learning dictates the network's interpretation of how likely the presynaptic neuron contributes to one of its postsynaptic expectations. From a perspective of evolution, it can be further postulated that the link between a stimulus and a reaction came to function as that between a cause and an effect in the observed environment. A neuron for an event and a synapse for its potential future—the neural network functions without algorithmic abstractions to directly mimic the causal mechanisms of the world. As each neuron is assigned synaptic connections, which are diversified in weights, the collective neural network embeds numerous episodic memories emerging through chains of activations. In this hypothesis, cognitive abilities are realized with the continuous logical transformations from one state of neural activation to the next, which mirrors causal events in the environment and drive sequences

of behaviors. In the following sections, neural networks based on such logic will be referred to as Condition Integration Memory Networks (CIMNs).

## **Networks of Integrated Conditions**

The neural network exhibits continuous dynamics, where neurons do not shy away from causality after one instance of synaptic transformation. The chronological distribution of firing spanning across multiple time frames recreates environmental events and defines episodic memories. In other words, a story is recalled with a chain-reaction effect in the network as the current neural representation invokes further activations. Correspondingly, learning allows connections to be assigned to a pool of neurons such that a proper selection of initial activations always causes a continuous train of transformation as symbolically representations for the chronological evolution of the world. This section discusses how the content of the story brought by a logical train of activation with multiple time frames can be drastically varied when the composition of the initial frame is changed.

In a CIMN, neurons are defined to represent dynamic and static graphical features such as orientations of movements or a color gradient in its relative position, sounds, and other applied sensory information and reactions, with their meaning and function effectively defined by synaptic connections. Accordingly, a group of such neurons can be seen as a collective unit (e.g. imagery of an apple) given common presynaptic conditions and collective postsynaptic effects, but there is no need for specified grouping. Such a unit is often referred to as a neural population or cell assembly. Likewise, a story represented by chronological distributions of neurons firing is

considered emergent, because a neuron is here an independent agent that does not belong to any particular memory. As the intensity of a neuron's firing rate determines the occasional effectiveness of its representation, episodic memories are here expressed in a temporal structure of activation:

Let  $X_{(n)}$  be a group of excitatory neurons selected to represent some arbitrary graphical frame of events, and  $X_{(n)}^{act}$  the behavior of  $X_{(n)}$  in a state of sufficient firing for some unified duration. An ordered activation of all elements in a sequence  $S = (X_{(1)}, X_{(2)}, \dots, X_{(m)})$  passively represents a series of continuous events in the environment when all  $X_{(n)} \in S$  successively reaches a sufficient intensity of firing rate, denoted here collectively as  $S^{act}$ .  $S$  is considered a memory existent in the network that the agent is able to recall independently if, with some synaptic connections and weights assigned for all  $X_{(n)} \in S$ ,  $S^{act}$  can be induced with the initial activation of  $X_{(1)}^{act}$ . As such, memory is defined by synaptic connections in the system. For the sake of simplicity, let  $\phi(X)$  denote such a function that synaptically transforms the level of activation of  $X_{(n)}$  to that of its postsynaptic targets, and  $S$  is considered a memory when

$$\left( X_{(1)}^{act}, \phi(X_{(1)}^{act}), \phi^{\circ 2}(X_{(1)}^{act}), \dots, \phi^{\circ m-1}(X_{(1)}^{act}) \right) \Rightarrow S^{act}$$

where the activation of the dynamic object  $X_{(1)}$ , representing the information of the initial time frame, causes the series to be recalled sequentially as the neural activation is transformed for  $m - 1$  iterations. As the above scenario is satisfied, it can now be said that the memory of  $S$  exists. In other words, the sufficient activation of  $X_{(n)}$  implies that of  $X_{(n+1)}$ , and a sequence of events emerges from the causal iterations.  $\phi^{max}$  will be used to denote an arbitrarily continued set of iterations of transformations, which further simplifies the above to  $\phi^{max} \Rightarrow S^{act}$ .

The function of  $X_{(n)}$  in the CIMN is defined by its pre- and postsynaptic groups of neurons, with its equipped synaptic weights stating its required conditions and influence, where  $n$  represents a relative time frame. Despite potentially spread apart in random locations,  $X_{(n)}$  can be visualized collectively as a layer of neurons representing the activations in such a time frame, in respect to the chronological occasion of composing  $S$ . Each such occasion is different depending on the initially activated neurons and the story therefore generated. This so-called layer can be visualized in a form similar to that of feedforward artificial neural networks and exists only when the particular memory is being activated. Moreover, the informally defined time frame here is a small interval under which a firing rate can be derived, such that a neuron expresses a proposition as some scaled intensity over the fixed binary state of on and off in a dynamic system. Across a larger time window consisting of multiple successive intervals, the changes in a neuron's firing rate further specifies the occasional evolution of the change in the likelihood of the represented element as a function of time. In view of this, such a system of representation can be understood as an expression of fuzzy logic, where a proposition can be expressed as having some degree of truth to represent uncertainty and non-absolutes based on the conditions given (Zadeh, 1962).

The above has overviewed the continuous process of neural activation which defines the logical recalling of events as it does prediction in the hypothesized system of CIMN. The psychological nature of the notion of episodic memory is here established in reference to Tulving (2002) and Anderson (2015), in that it is recollection of past events and fundamental to narrative intelligence, and the Soar cognitive architecture (Nuxoll and Laird, 2004; Nuxoll and Laird,

2012), in that it exhibits a sequential frame-like chronology. On the other hand, the term “story” describes a more broad series of mental representation which can be imaginatively, hypothetically, or linguistically involved (Akimoto, 2018; Akimoto, 2019).

With respect to the various potential functions a neuronal design can offer in this hypothesis, neurons that directly represent some elements in a memory or cause bodily movements will here be referred to as effective neurons. Naturally, the resolution and variability of the network depend on the number of unique effective neurons in the system accountable for unique elements, with which numerous variations of events can be recognized and represented. A neuron is here an independent agent in any emergent layer with which it is firing synchronically. To represent a repeated element, the neuron’s activation is maintained in successive layers or frames where it continues to influence its postsynaptic sequences. As will be later discussed, when each element can be present in any scene, the capacity of generalization is realized.

Finally, as a series of external or internal stimuli activate certain sets of neurons in the network, there exists numerous time intervals during which one can define some postsynaptic populations as a layer whose signal summations can be seen as consistently incomplete, rendering most activations to be ineffective without a high firing rate. Whereas events in the environment often need multiple prerequisites to happen, most mapped neurons will not reach a sufficient intensity of activation due to the lack of converging conditions, or evidences. This causes neurons in the defined layers to be activated with drastically varying proportionalities. These occurrences of distinguishing activation intensities provide a basis for the following theory of information



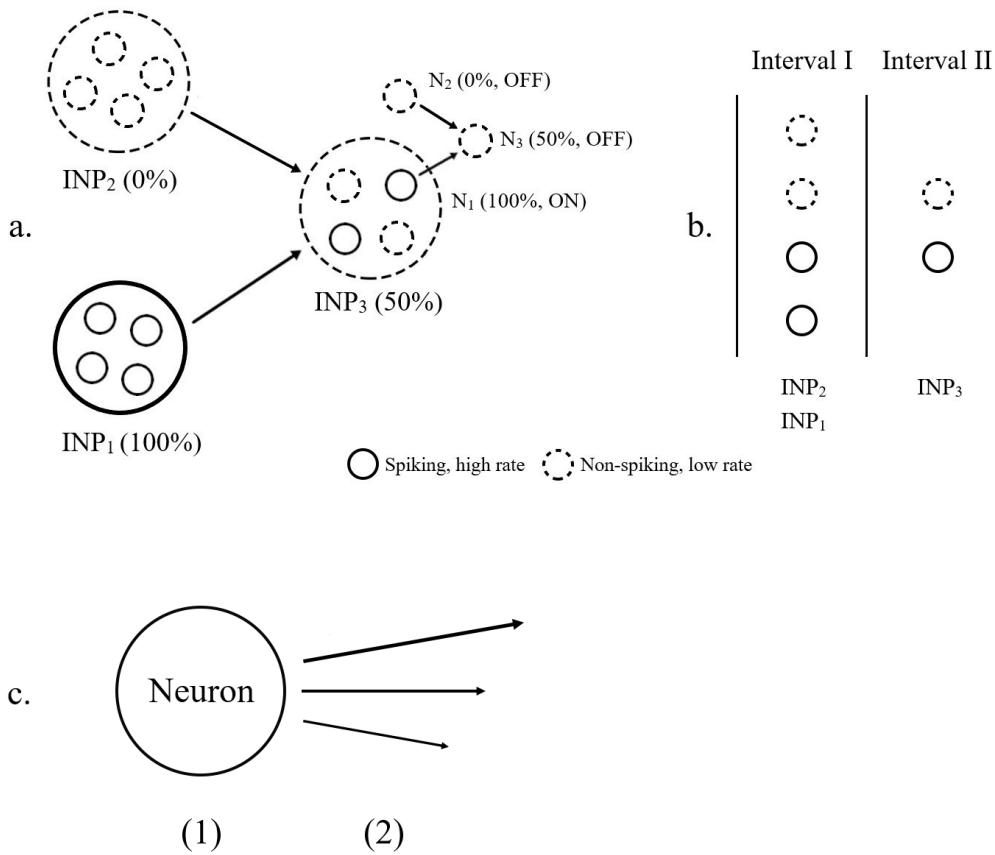
potentiality (INP), which serves as a substantial concept in this framework of biological intelligence.

## **Information Potentiality**

An INP is defined as an arbitrary selection of effective neurons that may together compose some frame of memory, reaction, or cognitive function, and which can be subjected to an incomplete activation due to the lack of stimulation or disinhibition. The INP can show partial activation, or pre-activation, which is manifested by either an insufficient number of activated neurons, or insufficient firing rates of the population such that the group of neurons cannot hold significant influence.

The characteristic computational function of nerve cells, signal integration under some threshold potential, has brought the capacity for logical propositions (Yoder, 2009; McCulloch and Pitts, 1943). The differences in firing rates, with their effects on and due to graded potentials, further expands the neuron's capacity of expression from the simple state of on and off to a scalable intensity in this dynamic system, with temporally fluctuating fuzzy logic. Ultimately, the variances in the graded potentials, synaptic weights, and neurons' firing rates present in the nervous system complete a substantial design: the continuity of synaptic mappings. That is, the circuits can smoothly model the collective causality of elements in the environment and execute tiny adjustments in movements because the proportionalities of neural activations allow all potentialities to be present in a neural network's continuous expression (Figure 1). In a given time interval, as neurons with high firing rates directly represent some event, low rate INPs display the potentialities thereof. In a single instant, the potentialities are represented by the

value of the cells' membrane potential. Likewise, when an element is represented by a homogeneous population of neurons, continuity can also be expressed with the number of activated neurons. In other words, a higher number of activated neuron implies a greater causal power of the current representation of an element, comparable to the variable firing rate.



**Figure 1:** (a) A schematic illustration for the fractal-like display of the proportionality of neural activation in the network. This shows the percentages of spiking neurons in some INPs and that of graded potentials of individual neurons  $N$  in a given instance. Ideally, the distribution for the physical locations of neurons is inconsequential: the function of a neuron is here defined topologically by its presynaptic condition and postsynaptic influence. (b) The dynamic expression of neural networks is collectively demonstrated with the firing rates of neurons that span across several time intervals. The so-called continuity in this temporal structure is here

postulated to allow sophisticated variances in memory and behaviors. (c) Essential design of a neuron. 1. The cell's spiking rate indicates the effectiveness of the current representation, the sufficiency of its presynaptic condition, and at the same time its followed causal power. 2. Synaptic weights regulate and distinguish the cell's causal powers. Accordingly, a low rate represents the less likely expectation or action given the current conditions, which naturally exhibits reduced causal influence. As the neurons are integrated in a network, the system is thought to model the chronological evolution of the environment and further generate adaptive movements.

To explain the above notion, suppose that one is attempting to take a book from the bookshelf, when suddenly the book is about to fall off; one immediately reacts and grabs the book from midair. How does this instant transition of behavior happen? The INP, or pre-activation of memory, supports an agent's rapid situational reaction. During the attempt of taking the book, the memory of the book falling off is already partially activated along with the command of catching the book, though without enough support. Then, with the sight of the falling as the new supportive stimulus, the INP of the catching the book is sufficiently activated, causing one to act. Synaptic mappings allow such a continuity of logical reactions with neurons firing in a preparatory rate due to the temporary lack of supportive conditions. This may be considered a natural expansion from the aforementioned primitive logic of threshold reaction systems. Accordingly, in scenarios where  $A$  and  $B$  are two sets of real inputs sequentially presented to an agent and  $B$  effectively activates action  $X$ ,  $A$  must also approach  $X$  to a degree depending on  $A \cup B$ , during which  $X$  is a potentiality of  $A$ . Consider, also, that one looks at the sky when suddenly there is a lightning. One did not expect this to happen, but the potentiality had nonetheless been dynamically represented in the CIMN in the form insufficiently firing INPs. In

this case, if an additional feature that is the dark clouds was present, the combined causal effects of the sky and the clouds would sufficiently co-activate the memory or prediction of lightning.

Lastly, one can imagine that the mappings of events can be further polished with the implementation of inhibitory neurons to cope with the drastic non-linearities in the world, where the presence of some features compromises the possibility of otherwise likely events.

The changes in the presynaptic conditions yield drastically varied postsynaptic convergence and its following activations. With this, the neural network is capable of executing an arbitrary amount of logical sequences of memory or behaviors and adapt any frame of activation to correspond with the ongoing changes in the external stimuli. Consider a train of activation defined by an arbitrary group of neurons  $X_{(1)}$ :

$$S = (X_{(1)}, X_{(2)}, \dots, X_{(m)}) \mid \phi^{max}(X_{(1)}^{act}) \Rightarrow S^{act}$$

where  $S^{act} \subseteq \phi^{max}(X_{(1)}^{act})$  is the maximum effective activation of  $X_{(1)}$ , effective meaning that  $X_{(1)}$  can only cause neurons in this particular sequence to fire in a high rate. As such, the total potentialities of  $X_{(1)}^{act}$  of  $m$  layers can be expressed as another sequence:

$$P = (\Delta_1, \Delta_2, \dots, \Delta_{m-1} \mid \Delta_n = \phi(X_{(n)}^{act}) - X_{(n+1)}^{act})$$

where  $\Delta_n$  is the set of the less active neurons and their behaviors of insufficient firing during time frame  $n$ . Insufficient firing rate implies a rate below the arbitrary standard of high or sufficient activity,  $X^{act}$ , and  $\phi$  denotes a single instance of transformation from one time frame to another which involves all postsynaptic activations of any rate. In an initiated train of activation, potentiality lies in each layer or time frame, and yields variations when new presynaptic conditions are presented.

## Learning and Initial Computational Result

A core concept of the hypothesis is that synaptic connections can be assigned to a pool of neurons in a such a manner that, with a proper selection of initially activated neurons, the followed evolution of the network always symbolizes a logical story. This is the defining characteristic of the CIMN. In this section, a computational simulation on some of the basic functions of such neural networks will be briefly demonstrated with a newly developed library CoreNEURON (Kumbhar et al., 2019). First, learning by STDP between two neurons is shown with reversed sequences of stimuli. Then, the simulation shows the manner by which dummy events with shared causality are replicated in a network under an identical set of weights as a result of learning. An adaptive micro CIMN is shown to capture the causal influence of each element in an event at the neuronal level.

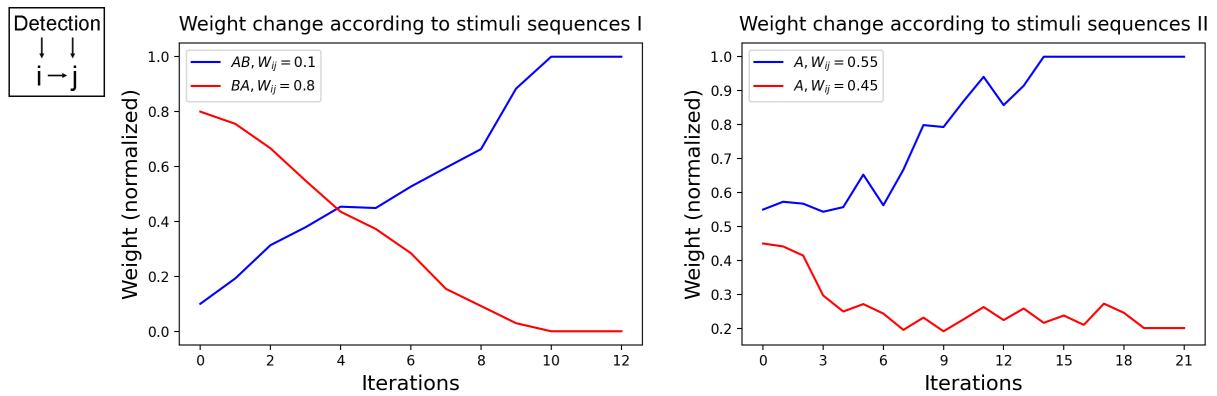
Learning in the CIMN involves necessarily a combination of supervised and unsupervised factors, whereas the unsupervised part model events without emotional biases. The modelling of events is achieved by dissecting a complex scene in a time frame to numerous independent agents (neurons), each of which equipped with synaptic connections to represent its causal powers and contributions to the postsynaptic collection of elements, or the subsequent frame of events. Ideally, this is realized by making neurons that are firing to passively represent a current element form excitatory connections to all neurons that will subsequently be activated to represent the next series of input. Through synaptogenesis and growth cones, connections are established in the biological brain. Then, the pattern connections must be further reinforced in the face of repeated encounters through learning mechanisms such as the STDP, or what one

may refer to as a Hebbian-fashioned learning. Unsupervised learning based on temporal correlations of spikes in the CIMN will be discussed.

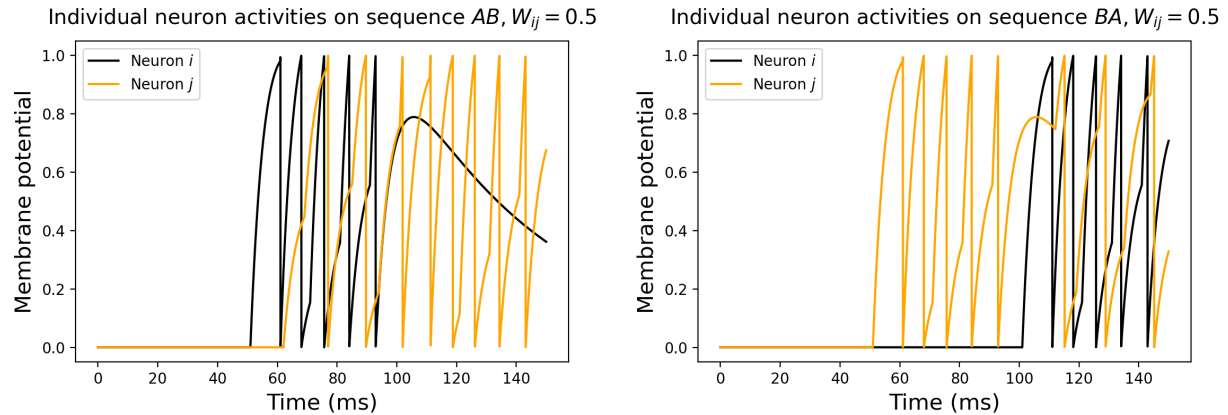
Consider a detection system that receives input in identical time steps and activates either neuron  $i$  for stimulus  $A$  or neuron  $j$  for stimulus  $B$  in each step, where the spike trains of  $i$  and  $j$  are uniform in both timing and duration when the detection system is their only source of input. Two successive time steps with sequence  $AB$  or  $BA$  are considered a discrete iteration with which synaptic weights can be updated. Neuron  $i$  has been initially established as a presynaptic neuron of  $j$ , and the change of its weight  $W_{ij}$  after  $n$  iterations of  $AB$  and  $m$  of  $BA$  will be defined by  $\Delta W_{ij} = nr - mr$ , where  $r$  is an arbitrary learning rate in reference to the current weight. In other words, the stimuli presented in a desired sequence will increase the connectivity of the neuronal representation of this chronological pattern, which will be decreased when the stimuli come in a reversed order. The following demonstrates computationally that the classical mechanism of STDP may naturally approach such a learning rule.

An artificial Integrate-and-Fire neuron, developed after van Elburg and van Ooyen (2009), is used for the representation of an effective neuron in the simulation for the sake of generality. A modified STPD learning algorithm derived from Chadderdon et al. (2012) and Davison and Frégnac (2006), as part of the development of NetPyNE (Dura-Bernal et al., 2019), is utilized. The detection system sends 10 uniform spikes in an interval of  $10ms$  through non-plastic connections for each stimulus in a  $100ms$  time step. The neurons  $i$  and  $j$  are given a  $20ms$  learning window with a maximum weight adjustment of 0.05 per inter-spike interval, and the presynaptic signals from  $i$  travel to  $j$  in  $\sim 30ms$ . The simulation shows that the efficacy stably

increases when the neurons are stimulated by the desired pattern, and largely vice versa (Figure 2, 3). Highly similar learning curves are resulted with the adjustment of parameters, as the spike count from the detection system is gradually reduced from 10 to 1 and instantaneous travel times are implemented. This may further imply a generalized STDP learning structure which is not reliant on precise parameter settings.



**Figure 2:** (I) With an initial weight of 0.1, the repeated iteration of the desired sequence  $AB$  yields a continuous increase in efficacy which stabilizes at the maximum weight, 1. Conversely, a reversed sequence  $BA$  brings a stable decrease. (II) Until  $W_{ij}$  reaches a certain threshold, repeated encounters with the absence of the postsynaptic event still decreases the expectation. When the weight becomes of sufficient value, however, recalling the event causes the connection to be reinforced instead.



**Figure 3:** Analytic values of  $i$  and  $j$ 's membrane states in a parameter setting of 5 spikes from detection in 50ms time steps and uniform 1ms travel time. These yield separately a final efficacy change of  $+\sim 0.09$  and  $-\sim 0.03$  through the implementation of Spike-Timing Dependent Plasticity (STDP). STDP is a temporally asymmetric process that alters synaptic strength based on the arrival time of a presynaptic spike and the cell's activation. The synapse is strengthened if a presynaptic spike arrives shortly before the postsynaptic neuron activates and weakened when it arrives shortly after. For a more detailed overview of STDP in modern research, see Sjöström and Gerstner (2010).

The form of these learning curves depicted on Figure 2 and 3 is mostly preserved in alternative parameter settings given  $W_{ij} < \sim 0.8$  for the reversed sequence. However, the efficacy would generally increase regardless when the weights are set above this threshold, soon before which the neuron begins to independently cause the postsynaptic target to fire in rate higher than itself—effectively outweighing the influence from the detection system with gain.

The above is a potential scenario where stimuli-guided learning is realized with STDP in a closed system of CIMN. In this case, the causal connection is weakened through Long-Term-



Depression (LTD) as the agent observes the events occur in a reversed order, which implies these are potentially not causal. In other words, if the weight assumes that an apple is to appear after some cue, witnessing the apple before the cue lowers future expectation. See Roberts (1999) for a detailed analysis on the biophysical plausibility of a similar learning rule.

The parameterized system will now learn the evolutions of a few simple dummy events. 10 artificial neurons indexed 1~10 will each represent a unique element in the dummy events, which are given by  $M \times N$  matrices

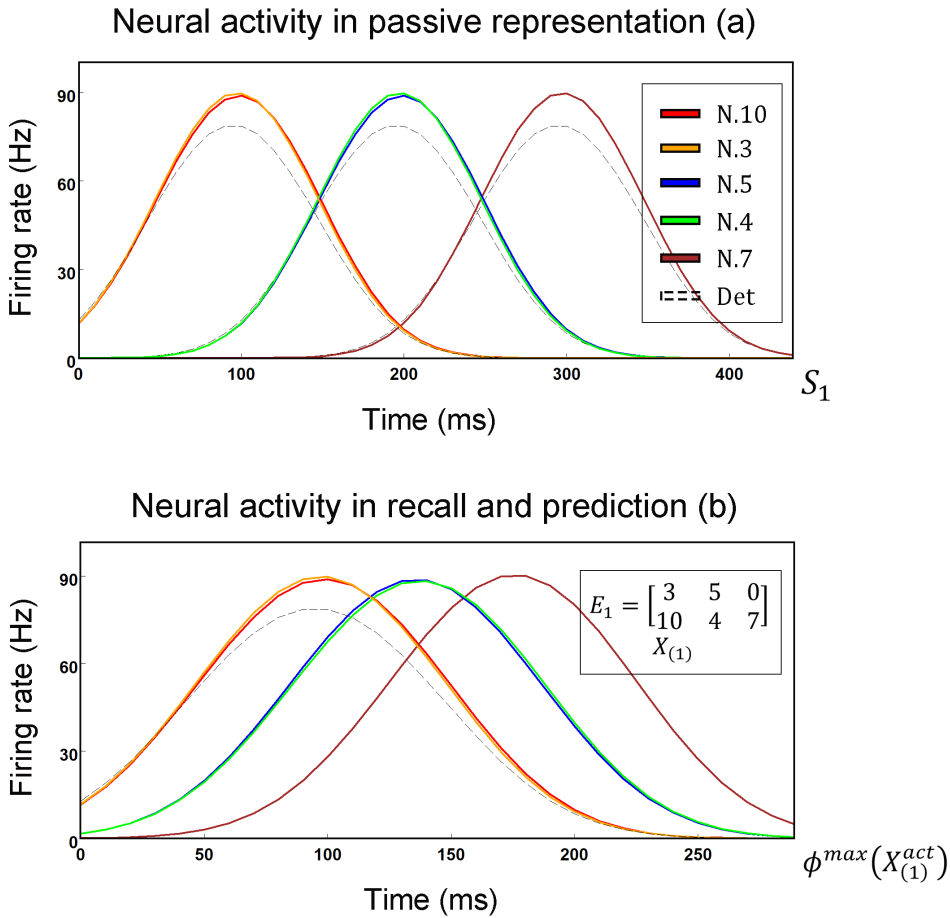
$$E_l = \begin{bmatrix} A_{11} & \cdots & A_{1N} \\ \vdots & \ddots & \vdots \\ A_{M1} & \cdots & A_{MN} \end{bmatrix}$$

where  $N$  is the number of time frames and  $M$  the element count in a frame, with 0 as an empty entry. Events exhibit intrinsic causality which is meant to be assimilated by the learning mechanism. With a detection system

$$D: E_l \rightarrow S_l$$

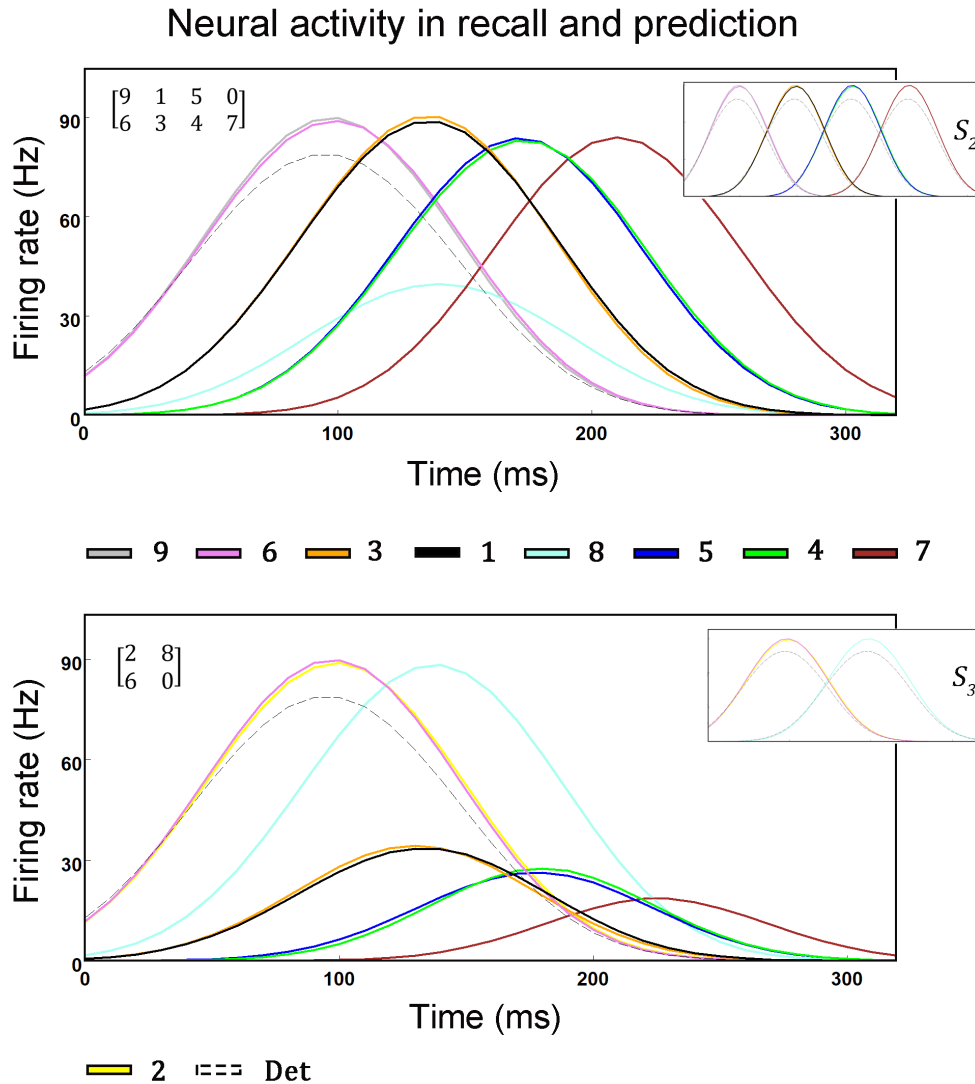
the CIMN yields its passive representation  $S_l$  for the  $l$ th event in real time. Then, through repetitions of such input, weights are assigned to the network such that it predicts the followed evolution of the event given only input of the initial time frame (Figure 4, 5). In such a case, the time it takes for the subsequent elements in each time frame to successively reach their peak firing rates is significantly shorter than that in the real time, hence the function of prediction. If the mapping time is not condensed and takes as much time as real events, the predictive purpose must be less effective. On the other hand, though the learning rates are not identical throughout the chronological compartments of the neuronal representations, a general and continuous

efficacy increase through Long-Term Potentiation (LTP) towards the direction of desired event recall is maintained.



**Figure 4:** The patterns of activation with firing rates in Gaussian distribution. Activity of the detection system is shown by dotted line. (a) Representation in real time: Synchronized activation pattern from all neurons due to uniform input in each time step, without weights assigned. (b) Recalled events with an initial cue: After learning, the CIMN predicts the followed evolution of the event with an initial frame input. The amount of potentiality as measured by firing rate gradually increases for each element and peaks at the most fitting time frame (in

reference to the activation of other neurons), which is also the maximum rate allowed in this setting. All weights share a maximum value which fluctuate on  $\pm 0.03$  for better visualization.



**Figure 5:** The system reacts with the set of weights from learning as an interpretation of the causal influence of each input stimulus. A CIMN dynamically outputs not only the most likely events but also the potentialities with lower probabilities of realization due to the lack of predicating conditions. Whereas two conditions, neurons 9 and 6, are sufficient to drive the

subsequent scenes, 6 alone results in a less effective representation thereof as shown in the second graph. Similarly, 8 is a potentiality in the presence of 6 and yields a higher probability with the additional support of 2. Do the unactualized potentials actually manifest themselves in the physical world? This is rather a philosophical question.

This section has discussed the CIMN's representational dynamic at the neuronal level with a micro functional display of the network's logic. A temporal probability distribution of all likely events is generated in a causally informed system of neural network, presenting their most likely order of arrival according to the initial condition. Events with high chronological proximity are considered as a collective frame, or layer, composed by neurons as independent agents.

Nevertheless, in real applications, far more elements should be incorporated with complex data that reflects high resolution events, from which a realistic measurement of performance can be derived.

## **Behaviors and Movements**

The hypothesis attempts to align the neurons' causal nature with critical cognitive functions by assigning them symbolic meaning, such that neurons are events and at the same time conditions to their potential states, as inevitably are elements in the real world. Accordingly, synapses are objects that act on time, representing these potentials in an environment where things have various tendencies to change. The same logic must also be applied to movements, as the sensory-motor transformation is an evolutionary priority of the nervous system. In a CIMN, actions share the same functional principles with declarative memories and predictions, and these exist virtually interchangeably. The potential means by which the system generates behaviors and

adaptive movement sequences are briefly introduced in this section, accompanying the interchangeability between neurons responsible for motor plans and declarative memories.

As aforementioned, a set of sensory input can be mapped to actions through the neural network where synaptic connections and their respective weights dictate how the input should convergently activate some actions while also keeping certain others firing in a preparatory rate. One can imagine waiting in front of a red traffic light, where one begins to prepare to drive when the light becomes amber and executes the movement when red. During this wait, the neurons that eventually push the action fire in a preparatory intensity, gradually increasing in the three stages of traffic light colors. The potentiality of driving gradually increases and peaks when required conditions are all presented, as is a natural product under the logic of CIMN. In this case, the traffic device (without colors) and the road are the common features which prepare and partially activate all related actions. Similar to this concept is the well-known notion of “readiness potential” (RP) popularized by the experiments of Libet et al. (1983), where it was argued that the rise in neural activity before an individual’s conscious awareness served as an initiation or preparation for the followed voluntary movement (recent studies by Alexander et al., 2016 and Schultze-Kraft et al., 2016 have nonetheless suggested that such behavior is not unique to motor processes). Single-neuron recordings further described the evolution of the gradually increasing firing rate prior to the conscious execution of the action (Fried et al., 2011). The recorded progressive increase in the firing rate that peaks at the action, shortly before which the agent notices such intention, is consistent with the ideological nature of the CIMN. That is, whether or not modulated by other factors, firing intensity is here an indicator of condition sufficiency and a direct neural signature of causal power.

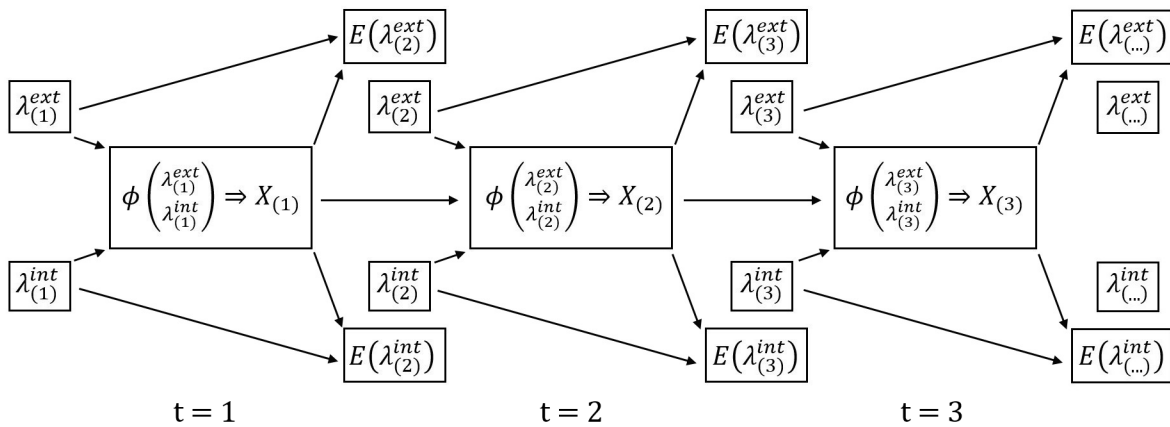
For the organism's actions to be sufficiently flexible and adequate, the behaviors being executed must also be constantly adjusted with respect to newly received stimuli and sensory feedback to construct a closed-loop control. Therein, a high number of neurons can provide seamless mapping from every tiny change in stimulus to the corresponding adjustments of reaction and the pre-activations thereof. A train of actions is varied at any layer with the change in external stimuli or sensory feedback to precisely fit a situation, whereas every potentiality immediately comes into effect once the conditions become sufficient. Consider a sequence of feedback control where the set of external stimuli  $\lambda_{(n)}^{ext}$ , the concurrent state of the agent  $\lambda_{(n)}^{int}$ , and their immediate subsequent steps  $\lambda_{(n+1)}^{ext}$  and  $\lambda_{(n+1)}^{int}$ , are synaptically mapped to their respective movements and the potentialities thereof:

$$S = \left( \phi \begin{pmatrix} \lambda_{(1)}^{ext} \\ \lambda_{(1)}^{int} \end{pmatrix}, \phi \begin{pmatrix} \lambda_{(2)}^{ext} \\ \lambda_{(2)}^{int} \end{pmatrix}, \dots, \phi \begin{pmatrix} \lambda_{(m)}^{ext} \\ \lambda_{(m)}^{int} \end{pmatrix} \right) \Rightarrow (X_{(1)}, X_{(2)}, \dots, X_{(m)})$$

where  $X_{(n)}$  is the effective movements executed for  $\lambda_{(n)}^{ext}$  and  $\lambda_{(n)}^{int}$ , the flexibility of which is here given by

$$P = \left( \Delta_1, \Delta_2, \dots, \Delta_m \mid \Delta_n = \phi \begin{pmatrix} \lambda_{(n)}^{ext} \\ \lambda_{(n)}^{int} \end{pmatrix} - X_{(n)} \right)$$

stating how the agent could have moved with changes or alternations in the presynaptic condition. This concludes every possible set of reactions an agent can make according to the diverse sequences of stimuli. Figure 6 is a schematic illustration on the synaptic mappings and the evolution of the system.



**Figure 6:** A simple closed-loop control expressed in arbitrarily timed steps,  $t = 1, 2, 3$ .  $\lambda_{(n)}^{ext}$  is a collection of input stimuli including sensory feedback, and  $\lambda_{(n)}^{int}$  is the internal representation of the agent's body position.  $E(\lambda)$  is the expectation on future states, with which prediction errors can be derived. Each arrow represents a synaptic mapping that exhibits causal influence, and the integrated conditions bring emergent sets of activation which cause effective movement  $X_{(n)}$ . For reference, one may consider the action of picking up a cup takes to  $t = 20$  steps.

Finally, the generality of the logic of condition integration allows neurons with various functions to be of direct causal influence. For instance, a visual scene and the motor command of turning to the left, when activated synchronically, can be considered one emergent frame that will be synaptically transformed to the expectation about the new scene when the agent turns to the left. As such, the neural network integrates the causal powers from diverse sources of information which can involve both episodic memories and motor plans. Be that as it may, numerous static scenes ordinarily encountered by an agent should not cause sufficient convergence on any postsynaptic expectations because there are no sufficient conditions that indicate change. These

are only transformed with additional stimulations from imagined or initialized behaviors: An agent may not hold any postsynaptic expectation as it encounters some closed door surrounded by walls; however, with the motor plan initiated to open the door, an emergent expectation on what would happen as the door opens may be sufficiently activated due to the postsynaptic convergence from the scene and the action.

## Designing Special Circuits

Indeed, numerous additional cognitive functions can accompany the basic system as algorithms built on the logic of condition integration. A few potential programs for such functions are briefly discussed in this section, the first of which is the familiarity to stimuli. Let all effective neurons that had activated within a time frame  $t$  establish excitatory connections to a special neuron  $f_t \in F$ , and the network  $F$ , representing the sense of familiarity, is a presynaptic condition to the decisions regarding novelty. Similar to the concept of absolute threshold in the sensory system, the signal from  $f_t$  must go through a number of successive buffer nodes with decaying signal strength before reaching some final region of  $F$ ,  $F_R$ , that acts as the effective presynaptic condition to other memories. This implies that only new scenes that convergently stimulate  $f_t$  can cause it to reach a high firing rate to effectively influence  $F_R$ , triggering the sense of familiarity. Conversely, a combination of features previously unseen does not trigger familiarity because it only diversely stimulates multiple existing  $f_t$  neurons and their signals fade away before reaching the effector,  $F_R$ . The interneurons acting as buffer nodes emphasize the locality of synaptic convergence by stopping external signals from directly contributing to  $F_R$ , thus filtering unfit sets of conditions. The behavior of the above is also potentially consistent with the recent study on the so-called parietal memory network (PMN), which shows the



activation intensity of the network grows proportionally with the level of familiarity in the encounter (Gilmore et al., 2015). The second potential program is the reward system, which can be assigned to complement neural activations such that befitting behaviors receive additional stimulation with respect to the scenarios faced with. In other words, consider a pool of excitatory neurons  $N$  that unbiasedly fires to all behaviors when activated; the sight of an apple (i) causes the behavior of eating to be somewhat stimulated, (ii) excites  $N$ , and (iii)  $N$  in turn fires to complement the activation of the behavior, causing it to be initiated. This is achieved without necessitating a design with distinguishing neurotransmitters. Furthermore, the reward system may also be used to maintain the continued activation of some train of memories which the initial external stimuli alone are insufficient to drive.

Additionally, in terms of the ability of imagination, the basic mechanism of the CIMN may support the emergence and reinforcement of these new generalizations through some form of mental synthesis (see Vyshedskiy and Dunn, 2015 for an overview of the concept). In basic terms, the emergent nature of memory in this system allows any kind of combinations of elements to be presented as a frame of events when these activate simultaneously, including those previously seen. In this case, the ability of reality monitoring becomes especially important: The agent should be significantly less prone to act when the memories are activated from internal sources instead of external stimuli and differentiate between memories from real events and generated imagination (Simons et al., 2017).

# On the Biological Nature of Neural Networks

The search for artificial intelligence based on biological designs has brought motivation to investigate the evolutionary fundamentality of neural networks. Across a long history of neuroscientific experiments, one of the most direct characteristics observed of the nervous system, detached from any theoretical interpretation, is the response to stimuli on a basis of the intensity of firing rates. The famous publication by Hubel and Wiesel on the research of the primary visual cortex in cats provided detailed recordings on its receptive fields with the measure of maximum response, deeming some characteristics in the presented stimuli as the most “effective” for the units and regions (Hubel and Wiesel, 1962). Modern findings conclude that most sensory neurons can only respond to one highly specific type of stimulus, and the signals from these must be integrated to derive some complex properties about the environment (Frings, 2012). In a recent publication, Brette (2018) further argues that sensory neurons are in fact unfit to encode abstract information. Moreover, in terms of output, experiments suggest a clear linear relationship between the force of muscle contraction and the firing rate of motor neurons or the size of the motor unit (Conwit et al., 1999). Can the findings, ultimately, provide some hint on the evolutionary trace of the nervous system? This work has attempted to investigate the potential causal mechanisms which constitutionally invoke the phenomenon that the sensory system operates largely on a basis of firing intensity. By following the same school of thought, it seeks to explain the surprisingly unified circuitry distribution in the animal neocortex, which has long suggested that the structure responsible for distinct higher cognitive functions in animals operates on a general principle design, the design which even renders brain modules capable of reorganizing cortical functions in the absence of desired early development (e.g. Mountcastle, 1957; Mountcastle, 1997; Burton, 2003; Renier et al., 2010; Klinge et al., 2010).

In a perspective of evolution, such mechanisms must have the capacity to be simplified to a most basic and primitive form which could be utilized by early organisms that first adopted its prototype design. And, ideally, the first nervous system was of an intuitive logic. Neurons and synapses in a CIMN are described to perform complex motor-cognitive operations as their natural function, without relying on algorithmic abstractions. The author presumes that the gradual process of evolution should not allow the latter to have existed in parallel to the birth of the nervous system; complex neuronal algorithms, should they exist, are more likely to be developed gradually with certain respect to the most primitive functional logics, the logics that remain undiscovered. Indeed, it is necessarily implied in this thought that some theories regarding the nature of the neural network are likely to be inherently incompatible with the characteristics of evolution. More specifically, a system that can only work favorably for an organism once it has reached a dramatic level of complexity and organization is not a system that is sound from an evolutionary perspective. The numerous theories of neural coding, especially, might not have been sufficiently adequate to describe the brain's function (Brette, 2018; Perkel and Bullock, 1968). With this presumption, the author proposes this hypothesis on the universal logic of neural networks, upon which drastic complexities may be achieved in an evolutionarily plausible fashion. At a basic level, the system of CIMN embeds only non-abstract causal indications, which are statically diversified in weights, resulting in the complexity of the active representations with the neuron's distinguishing firing rates. The nervous system receives not the coding of information of individual sensory neurons but the chronological distribution of their activations. It is ultimately postulated here that a train of thought in human cognition can be formulated as a sequence of neural activation with numerous unknown INPs partially or

preparatorily activated in each time frame. Moreover, the flow of cognitive processes directly corresponds to the incessant transformations on neural activations. Unfortunately, current technology fails to provide the resolution required to substantiate such postulates on the sparse representations in the brain. Lastly, although the document presents a functional logic for neural networks that may be applied in various manners, it does not yet attempt to hypnotize a detailed mapping to any particular regions and circuitries in the biological brain. The postulated logic exists in a highly general level and can manifest itself in virtually uncountable forms in biological systems spanning across interactive regions and macro circuits and, with this, it is not the goal of this work to promise immediate structural resemblance in experimental settings.

## **Enabling Further Simulations and Artificial Intelligence**

The author has discussed a set of novel ideas on the function of the nervous system without, however, actualizing their vast computational potential. Although the basic casual mechanisms described here are highly intuitive and likely trivial to simulate, concrete modelling is nonetheless required to validate their applicability and realize systematic experimentations. Thus, the purpose of this early work is partially to initiate further development on this theoretical approach to reconstruct biological intelligence.

Certainly, this architecture of neural network design, which is aimed to be a platform to harbor a vast selection of modular cognitive applications, would take great effort to develop and test. However, if the logics used here do follow the biological nature of the nervous system, the architecture could become a highly effective framework for the creation of an artificial

intelligence. The implications of this can be seen much before technology allows detailed analysis on the working of the brain at a lower level.

## **Summary and Discussion**

Several experimental concepts on the primitive function of neural networks are expressed in this document, which hypothesized the principles for the stimulation-reaction biological intelligence. It discusses the potential to create and study a functional framework, the Condition Integration Memory Network, which models continuous motor-cognitive processes. In a CIMN's modelling of the world, selecting or composing a frame of event generates its followed chronological evolution. The capacity of such a network is defined by the possibilities of logical variances on the train of neural activation.

First, the author theorizes that the neurons are biological objects to construct dynamic causations in the system, where their diverse connections and excitation properties create the capacity for logical sequences of activation. The neuron represents a symbolic element; when different neurons activate simultaneously, a collective frame of event is on display. A scene in the environment is separately represented as a collection of numerous elements, and the CIMN models the potential effects of each element and calculate their collective causality through the integration of conditions. Through synapses in this network, all features the agent encounters in a scene are mapped to their respective eventualities. A neuron now simultaneously acts as an event and a condition as it is equipped with synaptic connections, the efficacies of which define the amount of potentiality or likelihoods for its numerous postsynaptic events. Different combinations of stimuli activate varying neural populations along with preparatorily, or

ineffectively, activated populations which symbolize propositional insufficiencies and need other integrated conditions to be effective. That is, whereas a coffee cup and the hand on the coffee cup would co-activate the memory of drinking coffee, neither one of these elements may be sufficient to trigger this when presented alone. This phenomenon is hypothesized to be prevalent in all scenarios of animal cognition, where the current perception is often the fulfillment of previous potentials. Furthermore, through numerous instances of converged point diverging into its potentials, the chain of activation brings a temporal structure with which to exercise continued recall: as the neural populations converged onto, now a new frame of events, become the conditions for their own postsynaptic targets, the iteration continues and forms a chronological chain of activation—memories. Ultimately, the dynamic CIMN exhibits actualizations of potentials by integrating the causal powers of events, whereas a scene is interpreted as an ensemble of numerous elements, each of which represented by a set of neurons. Accordingly, a neuronal representation is considered effective with a high firing rate, which indicates the sufficiency of its presynaptic conditions and at the same time ensures its postsynaptic contributions.

The concepts surrounding Hebbian learning often assume that synaptic connections are a means to establish correlative properties of information, such as auto-associations (Hebb, 1949; Allport, 1985). The author argues, however, that the connections act not on the dimensions of plain associations, but the dimension of time. This implies the neural system is causally informed and naturally extracts chronological patterns in the perceived environment, instead of simply clustering related subjects. As such, if a neural ensemble is to represent a certain subject, there does not have to be connections within itself, since having homogeneous presynaptic conditions

and postsynaptic effects already deems the ensemble as a collective unit when it emerges. Nevertheless, inner connections within an ensemble may still be utilized for expectations on simultaneous events and auto-completion. It can be further concluded that, in a CIMN, memory itself is a logical inference. What defines the independent agent that is a neuron is its duality of event-condition; with this, memory is not recalled but ratiocinated. With the introduction of language, this framework is aimed to enable higher cognitive abilities where each step of thinking, as a collection of statements, is convergently caused by previous steps.

Second, in terms of the evolutionary background, the author has argued that hard-wired connections in primitive organisms would bring condition-based intelligence, such that stimulus  $A \Rightarrow$  reaction  $A$ , defined by monosynaptic connections. These reflexes are of a highly efficient nature. In a complex stimulation-reaction system, more conditions and distinct stimuli are needed to trigger reactions, symbolized by multiple neurons mapping to various actions with converging circuitries. Accordingly, a low firing rate renders that the motor does not effectively respond with an insufficient sum of conditions. This modular system can be further partitioned virtually indefinitely into highly specialized sensory neurons responsible for distinct stimuli and small motor units for sophisticated movements, behaving on the same logic. Moreover, presynaptic conditions that induce firing in the target population can be any arbitrary phenomenon, such as rapid movement, emotion, interval between events, a sequential context, or the lack of certain features.

When the open-loop control becomes insufficient to carry out complex interactions with the environment, the agent must actively change its movement in correspondence to the ongoing

changes in the observed environment and that of its own state. Presynaptic conditions for the successive frames of actions now involve a collection of previous actions, change in the visual stimuli, sensory feedback, and other types of information that can be represented. Ultimately, the mechanism of graded potentials allows conditions to be integrated and acts as a buffer for potential reactions. These buffers bring the necessary continuity to synaptic mappings, with which to enable smooth transitions of behaviors. As a result, synaptic connections can ensure that the train of activation is accurately adjusted with every minor input stimulus. In complex tasks, although one is unable to directly utilize or experience the insufficient activations of reactions, one is always prepared to act on the related eventualities. Finally, it can also be assumed that pre-activation should allow the quickest instinctive reactions to stimuli possible under the biophysical capacity of the neuron, whereas the reaction speed directly correlates with the speed of the chemical or electrical synaptic stimulation. An animal may be able to stare at a subject to maintain the activation of conditional neurons and immediately react given another condition, avoiding any inefficient abstractions of information processing by reason of the continuity exhibited in the dynamic network.

Aside from the above-noted functions, the author believes that the nature of memory in the network allows it to always generalize, as all neurons are shared. That is, the same element can serve various purposes depending on the combinatory conditions and as evidence for any postsynaptic expectation. In this system, memories are emergent through the collective activation of independent agents. With this, a so-called neural assembly as described by Hebb can only be artificially defined. As a neuron can represent an invariant element in any emergent frame of events, it is an unbiased feature that can support all its related expectations; there is no necessity



to argue to which assembly this neuron belongs the most. Furthermore, generalization may give rise to cognitive phenomena such as the perceptual set, where the same element functions differently in varying contexts (e.g. Allport, 1955; Bruner and Minturn, 1955; see McLeod, 2010 for a conclusive review).

Certainly, numerous cognitive abilities may exist outside the scope of the capacity of the basic network and necessitate special circuitry design. For example, recent experiments show that the ability of recognizing orders of events can be removed with damage to the hippocampus or the medial prefrontal cortex (DeVito and Eichenbaum, 2011), suggesting it to be a modular function. How can, therefore, a neuron be only activated when stimuli are received in a specific order? Likewise, in what ways can an agent achieve reality monitoring, the capacities of which vary drastically among individuals (Buda et al., 2011; Nahari, 2018)? The past 25 years have seen drastic advances in the research of visual attention, which is critical to human cognition and reliant on highly established neurological circuits (Carrasco, 2011). Naturally, when the directions of external stimuli and internally activated thoughts are not synchronized, the agent must decide which to focus on. Aside from the implementation of attention, the mechanisms of language, a marvel of human evolution, can only be realized with advanced neural systems (e.g. Delogu et al., 2019; Zlatev, 2008; Beeman and Chiarello, 2013). As an attempt to construct a neuronal framework that harbors distinct cognitive functions and potentially replicate human-level reasoning, the capability of the functional principles of condition integration must be put to further test.

In summary, the neural network is hypothesized to be a highly logical and efficient system that relies little on the commonly supposed processes of neural encoding, decoding, and manipulating of received data. The integration of diverse causal powers may be the natural function of the nervous system, hence the numerous synapses of a neuron. Synaptic weights, on the other hand, are the system's interpretation of the causal influence of each symbolic element. Accordingly, logical thinking and behavior may be manifested with an incessant loop of such integrations. Aside from the attempt to inspire new ways to investigate the nature of the neuronal constructs, this document is aimed to introduce a sound framework for artificial intelligence. Can a pool of neurons be assigned connections such that, after initially activating a proper selection of neurons, a logical story is always generated? Certainly, further research and simulations are required.

## Reference

- Akimoto, T. (2019). Narrative structure in the mind: Translating Genette's narrative discourse theory into a cognitive system. *Cognitive Systems Research*, 58, 342–350.  
doi:10.1016/j.cogsys.2019.08.007.
- Akimoto, T. (2018). Stories as mental representations of an agent's subjective world: A structural overview. *Biologically inspired cognitive architectures*, 25, 107-112.  
doi:10.1016/j.bica.2018.07.003
- Alexander P, Schlegel A, Sinnott-Armstrong W, Roskies AL, Wheatley T, Tse PU (2016) Readiness potentials driven by non-motoric processes. *Conscious Cogn* 39:38–47.  
doi:10.1016/j.concog.2015.11.011 pmid:26678844
- Allport, D. A. (1985). *Distributed memory, modular systems and dysphasia*. In Newman, S.K.;
- Allport, F. H. (1955). *Theories of perception and the concept of structure*. New York: Wiley.

- Anderson, T. S. (2015). From episodic memory to narrative in a cognitive architecture. In *6th Workshop on Computational Models of Narrative (CMN 2015)*. Schloss Dagstuhl-Leibniz-Zentrum fuer Informatik. doi:10.4230/OASICS.CMN.2015.2
- Barth, A. L., and Poulet, J. F. (2012). Experimental evidence for sparse firing in the neocortex. *Trends in Neurosciences*, 35(6), 345-355. doi:10.1016/j.tins.2012.03.008
- Beeman, M. J., and Chiarello, C. (Eds.). (2013). *Right hemisphere language comprehension: Perspectives from cognitive neuroscience*. Psychology Press.
- Brette, R. (2018). Is coding a relevant metaphor for the brain? *Behavioral and Brain Sciences*, 42. doi:10.1017/s0140525x19000049
- Bruner, J. S. and Minturn, A.L. (1955). Perceptual identification and perceptual organisation, *Journal of General Psychology* 53: 21-8.
- Buda, M., Fornito, A., Bergstrom, Z. M., and Simons, J. S. (2011). A Specific Brain Structural Basis for Individual Differences in Reality Monitoring. *Journal of Neuroscience*, 31(40), 14308–14313. doi:10.1523/jneurosci.3595-11.2011
- Burton, H. (2003). Visual Cortex Activity in Early and Late Blind People. *The Journal of Neuroscience*, 23(10), 4005–4011. doi:10.1523/jneurosci.23-10-04005.2003
- Carrasco, M. (2011). Visual attention: The past 25 years. *Vision research*, 51(13), 1484-1525. doi:10.1016/j.visres.2011.04.012
- Chadderdon, G. L., Neymotin, S. A., Kerr, C. C., and Lytton, W. W. (2012). Reinforcement Learning of Targeted Movement in a Spiking Neuronal Model of Motor Cortex. *PLoS ONE*, 7(10), e47251. doi:10.1371/journal.pone.0047251.

- Conwit, R. A., Stashuk, D., Tracy, B., McHugh, M., Brown, W. F., and Metter, E. J. (1999). The relationship of motor unit size, firing rate and force. *Clinical Neurophysiology*, 110(7), 1270–1275. doi:10.1016/s1388-2457(99)00054-1.
- Davison AP, Frégnac Y (2006) Learning cross-modal spatial transformations through spike timing-dependent plasticity. *J Neurosci* 26:5604-15
- Delogu, F., Brouwer, H., and Crocker, M. W. (2019). Event-related potentials index lexical retrieval (N400) and integration (P600) during language comprehension. *Brain and cognition*, 135, 103569. doi:10.1016/j.bandc.2019.05.007
- Devito, L. M., and Eichenbaum, H. (2011). Memory for the order of events in specific sequences: contributions of the hippocampus and medial prefrontal cortex. *The Journal of neuroscience: the official journal of the Society for Neuroscience*, 31(9), 3169–3175. doi:10.1523/JNEUROSCI.4202-10.2011
- Dura-Bernal, S., Suter, B. A., Gleeson, P., Cantarelli, M., Quintana, A., Rodriguez, F., Kedziora, D. J., Chadderdon, G. L., Kerr, C. C., Neymotin, S. A., McDougal, R. A., Hines, M., Shepherd, G. M. G., and Lytton, W. W. (2019). NetPyNE, a tool for data-driven multiscale modeling of brain circuits. *ELife*, 8. doi:10.7554/elife.44494. The mechanism used here is available online at [https://github.com/Neurosim-lab/netpyne/blob/development/examples/RL\\_arm/stdp.mod](https://github.com/Neurosim-lab/netpyne/blob/development/examples/RL_arm/stdp.mod)
- Fried I, Mukamel R, Kreiman G (2011) Internally generated preactivation of single neurons in human medial frontal cortex predicts volition. *Neuron* 69:548–562. doi:10.1016/j.neuron.2010.11.045 pmid:21315264
- Frings S. (2012) Sensory cells and sensory organs. In: Barth F.G., Giampieri-Deutsch P., Klein HD. (eds) *Sensory Perception*. Springer, Vienna. doi:10.1007/978-3-211-99751-2\_1.

- Hawkins, J., Lewis, M., Klukas, M., Purdy, S., and Ahmad, S. (2019). A Framework for Intelligence and Cortical Function Based on Grid Cells in the Neocortex. *Frontiers in Neural Circuits*, 12. doi:10.3389/fncir.2018.00121
- Hebb, D. O. (1949). *The Organization of Behavior*. Wiley, New York.
- HUBEL, D. H., and WIESEL, T. N. (1962). Receptive fields, binocular interaction and functional architecture in the cat's visual cortex. *The Journal of physiology*, 160(1), 106-154. doi:10.1113/jphysiol.1962.sp006837
- Hunter, J. D. (2007). Matplotlib: A 2D Graphics Environment. *Computing in Science & Engineering*, 9(3), 90–95. doi:10.1109/mcse.2007.55.
- Klinge, C., Eippert, F., Roder, B., & Buchel, C. (2010). Corticocortical Connections Mediate Primary Visual Cortex Responses to Auditory Stimulation in the Blind. *Journal of Neuroscience*, 30(38), 12798–12805. doi:10.1523/jneurosci.2384-10.2010
- Kumbhar P, Hines M, Fouriaux J, Ovcharenko A, King J, Delalondre F and Schürmann F (2019) CoreNEURON : An Optimized Compute Engine for the NEURON Simulator. *Front. Neuroinform.* 13:63. doi: 10.3389/fninf.2019.00063
- Libet B, Gleason CA, Wright EW, Pearl DK (1983). Time of conscious intention to act in relation to onset of cerebral activity (readiness-potential): the unconscious initiation of a freely voluntary act. *Brain* 106:623–642. doi:10.1093/brain/106.3.623 pmid:6640273
- Mcculloch, W. S., and Pitts, W. (1943). A logical calculus of the ideas immanent in nervous activity. *The Bulletin of Mathematical Biophysics*, 5(4), 115-133. doi:10.1007/bf02478259
- McLeod, S. A. (2010). *Perceptual set*. Simply Psychology. <https://www.simplypsychology.org/perceptual-set.html>

- Mountcastle, V. B. (1957). MODALITY AND TOPOGRAPHIC PROPERTIES OF SINGLE NEURONS OF CAT'S SOMATIC SENSORY CORTEX. *Journal of Neurophysiology*, 20(4), 408–434. doi:10.1152/jn.1957.20.4.408
- Mountcastle, V. B. (1997). The columnar organization of the neocortex. *Brain*, 120(4), 701–722. doi:10.1093/brain/120.4.701
- Renier, L. A., Anurova, I., De Volder, A. G., Carlson, S., VanMeter, J., and Rauschecker, J. P. (2010). Preserved Functional Specialization for Spatial Processing in the Middle Occipital Gyrus of the Early Blind. *Neuron*, 68(1), 138–148. doi:10.1016/j.neuron.2010.09.021
- Nahari, G. (2018). Reality monitoring in the forensic context: Digging deeper into the speech of liars. *Journal of Applied Research in Memory and Cognition*, 7(3), 432-440. doi:10.1016/j.jarmac.2018.04.003
- Nuxoll, A. M., and Laird, J. E. (2004, July). A cognitive model of episodic memory integrated with a general cognitive architecture. In *ICCM* (pp. 220-225).
- Nuxoll, A. M., and Laird, J. E. (2012). Enhancing intelligent agents with episodic memory. *Cognitive Systems Research*, 17, 34-48. doi:10.1016/j.cogsys.2011.10.002
- Perkel, D. H., and Bullock, T. H. (1968). Neutral coding - A report based on an NRP work session. Retrieved from <https://ntrs.nasa.gov/search.jsp?R=19690022317>.
- Roberts, P. D. (1999). Computational Consequences of Temporally Asymmetric Learning Rules: I. Differential Hebbian Learning. *Journal of Computational Neuroscience*, 7(3), 235-246. doi:10.1023/a:1008910918445

- Schultze-Kraft M, Birman D, Rusconi M, Allefeld C, Görden K, Dähne S, Blankertz B, Haynes JD (2016) The point of no return in vetoing self-initiated movements. *Proc Natl Acad Sci U S A* 113:1080–1085. doi:10.1073/pnas.1513569112 pmid:26668390
- Simons, J. S., Garrison, J. R., and Johnson, M. K. (2017). Brain mechanisms of reality monitoring. *Trends in cognitive sciences*, 21(6), 462-473.  
doi:10.1016/j.jarmac.2018.04.003
- Sjöström, J., and Gerstner, W. (2010). Spike-timing dependent plasticity. *Scholarpedia*, 5(2), 1362. doi:10.4249/scholarpedia.1362
- Tulving, E. (2002). Episodic memory: From mind to brain. *Annual review of psychology*, 53(1), 1-25. doi:10.1146/annurev.psych.53.100901.135114
- van Elburg, R. A. J., and van Ooyen, A. (2009). Generalization of the Event-Based Carnevale Hines Integration Scheme for Integrate-and-Fire Models. *Neural Computation*, 21(7), 1913–1930. doi:10.1162/neco.2009.07-08-815
- Vyshedskiy, A., and Dunn, R. (2015). Mental synthesis involves the synchronization of independent neuronal ensembles. *Research Ideas and Outcomes*, 1.  
doi:10.3897/rio.1.e7642
- Yoder, L. (2009). Explicit Logic Circuits Discriminate Neural States. *PLoS ONE*, 4(1), e4154.  
doi:10.1371/journal.pone.0004154
- Zadeh, L. A. (1962). From circuit theory to system theory. *Proceedings of the IRE*, 50(5), 856-865.
- Zlatev, J. (2008). From proto-mimesis to language: Evidence from primatology and social neuroscience. *Journal of Physiology-Paris*, 102(1-3), 137-151.  
doi:10.1016/j.jphysparis.2008.03.016