

Positional information as a universal predictor of freezing

Tamoghna Das^{a)} and Tsvi Tlusty^{b)}

Center for Soft and Living Matter,
Institute for Basic Science (IBS), Ulsan,
44919, Republic of Korea

(Dated: Thursday 22nd April, 2021)

Variation of positional information, measured by the two-body excess entropy S_2 , is studied across the liquid-solid equilibrium transition in a simple two-dimensional system. Analysis reveals a master relation between S_2 and the freezing temperature T_f , from which a scaling law is extracted: $-S_2 \sim |T_f - T|^{-1/3}$. Theoretical and practical implications of the observed universality are discussed.

Keywords: Excess entropy, Phase transition, Liquid State Theory

INTRODUCTION

Locating thermodynamic transition lines is an essential part of material characterisation. However, broad scanning of the phase diagram of a system for any sharp changes in its thermodynamic response, primarily, heat capacity, is an exhaustive computationally-heavy procedure. As freezing of a liquid is a global structural transition, we propose here that the positional information alone can be a quick and accurate indicator of this phase transition. Such positional information of particulate systems is often directly accessible via simple X-ray scattering measurements, rendering it a practical means to efficiently chart the phase diagram.

Liquids lack practically any *a priori* positional information, as all particles are arranged in a random configuration, with only occasional short range correlations. Thus, setting the totally random configuration as a reference state of *zero* configurational entropy, $S_c = 0$, a liquid would have a very small negative S_c . During freezing, as spatial correlation increases, information is gained leading to further decrease in S_c . Finally, after freezing, all particles settle down in a specific crystalline symmetry described by a certain finite amount of information, corresponding to a large negative value of S_c .

In general, a disordered yet correlated arrangement of N particles can be envisioned as a collection of n -tuples where each tuple is a possible representation of local n -body correlation occurring in the system with frequency ρ^n . The total configurational entropy S_c can then be computed as an integrated contribution of such correlations as¹⁻³ $S_c/N = S_1 + \sum_{n=2}^N S_n$, where S_1 is the contribution of a system of non-interacting particles, namely, a classical ideal gas (up to an additive constant) and

$$S_n = -\frac{1}{n!} \rho^{n-1} \int d\mathbf{r}^2 g^{[n]} \ln \left[\frac{g^{[n]}}{H} \right]. \quad (1)$$

Here, $g^{[n]}$ is the n -body correlation and H represents the combination of all possible $(n-1)$ -tuples.

For a simple liquid, large n -tuples can be reasonably approximated as the product of smaller n -tuples due to the absence of any long-lived local structures.⁴ Under such approximation,

$$H \approx g^{[3]}(1, 2, 3) = g^{[2]}(1, 2)g^{[2]}(2, 3)g^{[2]}(3, 1)$$

^{a)}Electronic mail: tamoghna.4119@gmail.com

^{b)}Electronic mail: tsvi.tlusty@gmail.com; Also at Department of Physics & Department of Chemistry, Ulsan National Institute of Science and Technology, Ulsan, 44919, Republic of Korea

and $g^{[2]}$ becomes the sike relevant positional correlation. The configurational entropy S_c , expressed in terms of only two-body correlation, now reads as:⁵

$$S_2 = \frac{1}{2} + \frac{1}{2}\rho \int d\mathbf{r} \left(g^{[2]} - 1 \right) - \frac{1}{2}\rho \int d\mathbf{r} \left(g^{[2]} \ln g^{[2]} \right). \quad (2)$$

The positional information $-S_2$ is the *excess* information over the random configuration due to pairwise interaction in the system. Note that the upper bound of S_2 is $\frac{1}{2}$ and not zero.

S_c , or its approximant S_2 , appears to be a natural candidate to relate properties of a material to the statistical nature of its underlying internal structure. Such measures physically approximate the logarithm of the phase space volume available to the systems.⁶ As in a classical Enskog picture, one may relate this positional information with the timescale of a particle's motion within the cage formed by its neighbours. Stemming from this idea, scaling laws⁷⁻⁹ relating S_2 and transport coefficients of materials have been proposed, which have been observed to certain degrees in past and recent experiments¹⁰⁻¹³ and simulation studies.¹⁴⁻¹⁹ In the context of glassy systems, S_c is linked the non-Arrhenius relaxation processes, as formalised in the Adam-Gibbs theory. Specifically, the relation between S_2 and glassy relaxation times was examined.^{20,21} Recently, S_2 has been recast to account for the angular correlation²² in particulate systems, and a local measure²³ was formulated to study the microscopic features of materials' structure. S_2 has even been used to identify structural motifs of proteins.²⁴ Still, one obvious case of structural transformation, freezing, has only attracted rare attention^{25,26} in this regard.

In this study, we explore the possibility of using S_2 as an indicator of freezing transition in a simple liquid. We recognise that the two integrands contributing to Eq.(2) originate from two independent physical processes.¹⁹ The first integrand originates from fluctuations in the number of particles in the grand-canonical ensemble. This positive-definite contribution, ΔS_{fluc} , termed as *number fluctuation entropy*, is related to the system's isothermal compressibility κ_T ,

$$\Delta S_{\text{fluc}} \equiv \frac{1}{2} + \frac{1}{2}\rho \int d\mathbf{r} \left(g^{[2]} - 1 \right) = \frac{1}{2}\rho k_B \kappa_T, \quad (3)$$

where k_B is the Boltzmann constant. The second integrand is a negative-definite quantity termed *loss entropy* as it captures the entropy lost due to pair-wise correlation that is absent from the reference ideal gas,

$$\Delta S_{\text{loss}} \equiv -\frac{1}{2}\rho \int d\mathbf{r} \left(g^{[2]} \ln g^{[2]} \right). \quad (4)$$

These two entropy represent two opposing effects. On one hand, increasing spatial correlation would shrink the phase space volume resulting in more negative ΔS_{loss} . On the other hand, this would also make exchange of particles with the environment increasingly difficult, *i.e.*, ΔS_{fluc} becomes more positive. The two-body excess entropy S_2 is governed by the interplay of these two opposing contributions.

RESULTS

To understand the temperature dependence of structural probe S_2 , we examined an ensemble of simulated equilibrium configurations of a simple system of unit-mass point particles over a wide range of densities and temperatures. The particles in this model system interact pair-wise via a Lennard-Jones potential,²⁷ $\phi(r) = 4\epsilon [(\sigma/r)^{12} - (\sigma/r)^6]$ where $r = |\mathbf{r}_i - \mathbf{r}_j|$ is the distance between a pair $\{i, j\}$ of particles. The potential is commonly used model of simple non-polar fluids.²⁸⁻³⁰ The energy, length, and time scales are set by ϵ , σ and $\tau = \sqrt{\sigma^2/\epsilon}$, respectively. We have chosen to work in two-dimensions (2D) for computational convenience. Equilibrium configurations of $N = 60000$ particles within a periodically bounded box of size fixed by the density are simulated using canonical molecular dynamics method.³¹ The temperature T , measured in units of ϵ , is fixed by a Langevin thermostat throughout the simulation (as implemented in LAMMPS³²). We note that the choice of thermostat does not affect the equilibrium configuration of the system.

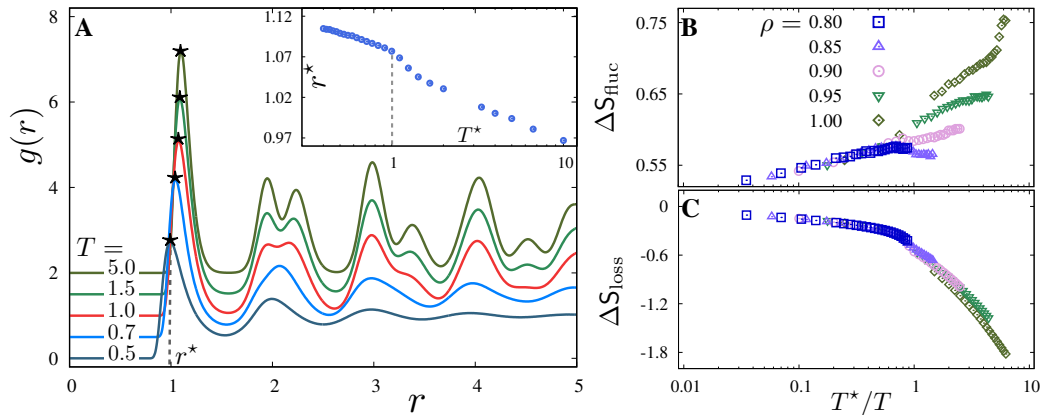


FIG. 1. (A) Pair correlation function, $g(r)$ for $\rho = 0.9$ is plotted for various temperatures T . At $T = 1.0$, a bifurcation of the second peak indicates the transition point between liquid ($T > 1.0$) and solid ($T < 1.0$) states. Maximal correlation for each T is marked by a \star . Inset: position of this maximum, r^* as a function of T , where the transition is marked by a dashed line $T = T^* = 1.0$. Two entropy terms, (B) ΔS_{loss} and (C) ΔS_{fluc} , plotted against T^*/T show a data collapse for systems in the liquid phase, $T > T^*$, while the density dependence is evident in the solid phase, $T < T^*$.

Since S_2 , as defined in Eq.(2), is an intensive ensemble-invariant thermodynamic property, we may conveniently replace $g^{[2]}$ by its canonical counterpart, the pair-correlation function, $g(r) = \rho^{-1} \langle \sum_i \delta(r - r_i) \rangle$. For a typical simple liquid,³³ $g(r)$ shows an oscillatory behaviour at small r , comparable to a few particle diameter, pointing to short-range ordering, which die out exponentially with increasing r , as $g(r)$ tends asymptotically to unity. Upon lowering T at a constant ρ , as crystalline order emerges in the system, the second peak of $g(r)$ splits symmetrically into two halves.³⁴ The geometric origin of this split is the 2D crystalline configuration: due to the hexagonal packing of particles, one can always find two particles in the second-nearest neighbour shell positioned at angles $2\pi/3$ and π (with respect to a suitably chosen axis).

As an example, we plot $g(r)$ of the model system (FIG.1A) for a set of T at $\rho = 0.9$. A symmetric splitting of the second peak can be observed at $T = 1.0$. We also note that the position of the first peak, r^* , gradually shifts towards larger values as the system condenses upon lowering T . (FIG.1A *Inset*) A rapid change in r^* is indicative of a phase transition. The crossover temperature, marked by T^* , coincides with the split of the second peak. For $T < T^*$, $g(r)$ is decorated with peaks at specific positions dictated by the crystalline symmetry. As T crosses T^* , $g(r)$ exhibits more and more liquid-like features. Following this observational cue, we consider T^* as a primary estimate of the freezing temperature (T_f) and identify it for each of the densities. Given the $g(r)$ data, it is now straightforward to compute ΔS_{fluc} and ΔS_{loss} using Eqs. (3) and (4). In the liquid state, $T > T^*$, the

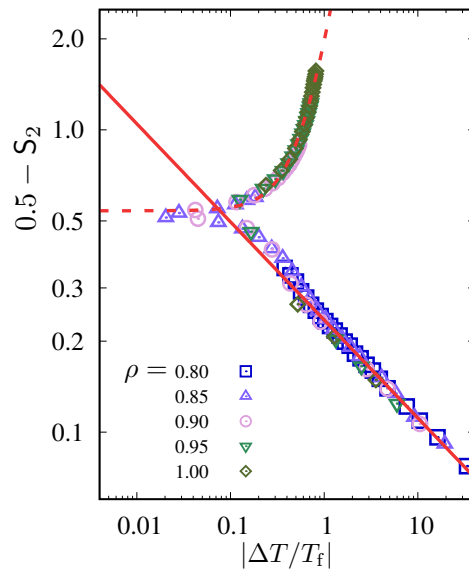


FIG. 2. Master relation between S_2 and the freezing temperature T_f . Two distinct branches of the collapsed data are fitted with power laws $x^{-\nu}$ where $x = |\Delta T/T_f| = |\tau - 1|$. The solid line, with slope $\nu \sim 1/3$, corresponds to the systems in the liquid phase and the crystalline phase data are fitted with $\nu \sim -2$ is shown by (dashed line).

For $T < T^*$, $g(r)$ is decorated with peaks at specific positions dictated by the crystalline symmetry. As T crosses T^* , $g(r)$ exhibits more and more liquid-like features. Following this observational cue, we consider T^* as a primary estimate of the freezing temperature (T_f) and identify it for each of the densities. Given the $g(r)$ data, it is now straightforward to compute ΔS_{fluc} and ΔS_{loss} using Eqs. (3) and (4). In the liquid state, $T > T^*$, the

density dependence of both entropy terms can be mostly eliminated by re-scaling the temperature as T^*/T (FIG.1B & 1C). However, the density dependence remains evident in the solids, $T < T^*$.

Strikingly, the S_2 -data for all densities collapse to a single master curve when the values of T^* are slightly adjusted to T_f . The maximal adjustment, less than 5% of T^* , was required for the densest configuration ($\rho = 1.0$). In FIG.2, we plot $-S_2$ shifted by 0.5 as a function of the reduced temperature difference, $x = |\Delta T/T_f|$ and find two distinct branches for the liquid phase (values < 0.5) and crystalline phase (values > 0.5). Both branches are fitted with power laws $x^{-\nu}$. A dashed line with $\nu = -2.0$ fits the crystalline branch. For the liquid branch, we find $\nu = 0.326 \pm 0.003$ as shown by a *solid* line.

The thermal dependence of S_2 closely resembles the critical behavior of heat capacity of a three-state Potts model with $\nu = 1/3$. But unlike heat capacity, which is a thermodynamic response of the system, S_2 is an intensive geometric quantity. In recent years, increasing evidences suggests a physical view of liquids as a dynamic multi-state systems,^{37–39} in contrast to the mean field description based on homogeneous local density. Specifically, a three-state geometric picture⁴⁰ appears to capture the local dynamical aspects of liquids better than the current predictions. While the present finding strengthens this view, it also questions the traditional liquid-state theory and calls for further detailed investigations.

The values of the freezing temperature T_f , as plotted in FIG.3, are found to reside within the known boundaries of the *coexistence* region determined by Barker *et al.*³⁶ (horizontal lines). Interestingly, these values closely follow a newly-derived equation of state of 2D Lennard-Jones systems.³⁵ The dashed line in FIG.3 marks the temperature above which the anharmonic effects at a specific ρ become prominent, and the freezing temperature is expected to be below this curve. Fulfilling this expectation, T_f appears as an overall fair estimate of freezing temperature of the present model system.

CONCLUSION

The phenomenological scaling relation, $-S_2 \sim |T_f - T|^{-1/3}$, proposes S_2 as a reliable universal predictor of the freezing transition, at least in the case of simple liquids. Higher-order correlations would be necessary to construct similar scaling relations for more complex network forming systems.^{41–44} We expect that in systems such as carbon-based polymeric mixtures, nano-particle composites, aggregate forming colloidal and other bio-inspired materials, S_2 -based relations would provide a primary guidance for transition lines.

The results of this study come with two implications. First, from a theoretical point of view, it suggests the *Corresponding States Principle*^{45–48} — so far used to advocate the universality in liquids — might now be extended to the crystalline states of matter. Thus, a unified description of the states of matter might be drawn based on the system's information content. Recalling the numerous efforts to relate S_2 with the dynamical response in condensed materials,⁴⁹ one might also hope to gain insight regarding the links between the dynamics and thermodynamics of matter in terms

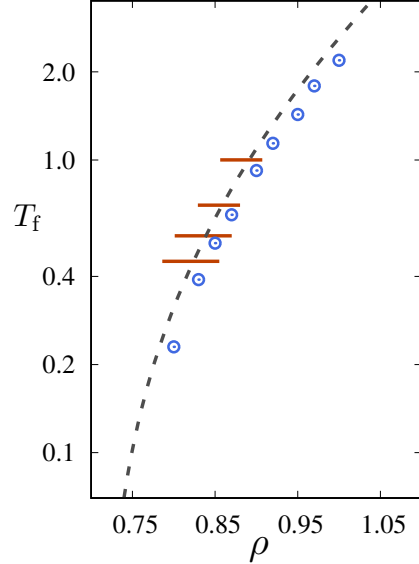


FIG. 3. Density dependence of the freezing temperature, T_f (blue circles). The dashed line is the theoretical prediction for high-density Lennard-Jones system in 2D³⁵. Horizontal lines represent the only known data for the coexistence region in this system³⁶.

of the information exchange within the system. Second, from a practical perspective, the scaling relations allow to predict the transition temperature from simple X-ray scattering measurements of positional correlation in the system at *any* density and temperature, at least for a simple liquid. Since identification of a phase transitions often requires an exhaustive scan of the parameter space, this scaling relation would effectively reduce that huge search space into a single measurement.

- ¹H. S. Green, *The Molecular Theory of Fluids* (North Holland, Amsterdam, 1952).
- ²R. E. Nettleton and M. S. Green, "Expression in terms of molecular distribution functions for the entropy density in an infinite system," *J. Chem. Phys.* **29**, 1365 (1958).
- ³D. C. Wallace, "Statistical theory for the entropy of a liquid," *Phys. Rev. A* **39**, 4843 (1989).
- ⁴J. G. Kirkwood, "Quantum statistics of almost classical assemblies," *Phys. Rev.* **45**, 116 (1934).
- ⁵A. Baranyai and D. J. Evans, "Direct entropy calculation from computer simulation of liquids," *Phys. Rev. A* **40**, 3817 (1989).
- ⁶S. Chapman and T. G. Cowling, *The mathematical theory of non-uniform gases: an account of the kinetic theory of viscosity, thermal conduction and diffusion in gases* (Cambridge University Press, 1990).
- ⁷Y. Rosenfeld, "Relation between the transport coefficients and the internal entropy of simple systems," *Phys. Rev. A* **15**, 2545 (1977).
- ⁸Y. Rosenfeld, "A quasi-universal scaling law for atomic transport in simple fluids," *J. Phys.: Condens. Matter* **11**, 5415 (1999).
- ⁹M. Dzugutov, "A universal scaling law for atomic diffusion in condensed matter," *Nature* **381**, 137 (1996).
- ¹⁰R. V. Vaz, A. L. Magalhães, D. L. Fernandes, and C. M. Silva, "Vaz rv, magalhães al, fernandes dl, silva cm. universal correlation of self-diffusion coefficients of model and real fluids based on residual entropy scaling law," *Chem. Eng. Sci.* **79**, 153 (2012).
- ¹¹X. Ma, W. Chen, Z. Wang, Y. Peng, Y. Han, and P. Tong, "Test of the universal scaling law of diffusion in colloidal monolayers," *Phys. Rev. Lett.* **110**, 078302 (2013).
- ¹²H. W. Hansen, A. Sanz, K. Adrjanowicz, B. Frick, and K. Niss, "Evidence of a one-dimensional thermodynamic phase diagram for simple glass-formers," *Nat. commun.* **9**, 1 (2018).
- ¹³K. L. Galloway, X. Ma, N. C. Keim, D. J. Jerolmack, A. G. Yodh, and P. E. Arratia, "Scaling of relaxation and excess entropy in plastically deformed amorphous solids," *Proc Natl Acad Sci USA* **117**, 11887 (2020).
- ¹⁴J. J. Hoyt, M. Asta, and B. Sadigh, "Test of the universal scaling law for the diffusion coefficient in liquid metals," *Phys. Rev. Lett.* **85**, 594 (2000).
- ¹⁵S. N. Chakraborty and C. Chakravarty, "Diffusivity, excess entropy, and the potential-energy landscape of monatomic liquids," *J. Chem. Phys.* **124**, 014507. (2006).
- ¹⁶J. Mittal, J. R. Errington, and T. M. Truskett, "Relationships between self-diffusivity, pack-ing fraction, and excess entropy in simple bulk and confined fluids," *J Phys Chem B* **111**, 10054 (2007).
- ¹⁷M. Agarwal, M. Singh, R. Sharma, M. P. Alam, and C. Chakravarty, "Relationship between structure, entropy, and diffusivity in water and water-like liquids," *J. Phys. Chem. B* **114**, 6995 (2011).
- ¹⁸A. Joy, "Universal scaling of pair-excess entropy and diffusion in yukawa liquids," *Phys. Plasmas* **24**, 010702 (2017).
- ¹⁹M. C. Gao and M. Widom, "Information entropy of liquid metals," *J. Phys. Chem. B* **122**, 3550 (2018).
- ²⁰P. Gallo and M. Rovere, "Relation between the two-body entropy and the relaxation time in supercooled water," *Phys. Rev. E* **91**, 012107 (2015).
- ²¹A. Banerjee, M. K. Nandi, S. Sastry, and S. M. Bhattacharya, "Determination of onset temperature from the entropy for fragile to strong liquids," *J. Chem. Phys.* **147**, 024504 (2017).
- ²²T. S. Ingebrigtsen and H. Tanaka, "Structural predictor for nonlinear sheared dynamics in simple glass-forming liquids," *Proc Natl Acad Sci USA* **115**, 87 (2018).
- ²³P. M. Piaggi and M. Parinello, "Entropy based fingerprint for local crystalline order," *J. Chem. Phys.* **142**, 114112 (2017).
- ²⁴T. Young, R. Abel, B. Kim, B. J. Berne, and R. A. Friesner, "Motifs for molecular recognition exploiting hydrophobic enclosure in protein-ligand binding," *Proc Natl Acad Sci USA* **104**, 808 (2007).
- ²⁵P. V. Giaquinta, G. Giunta, and S. P. Giarritta, "Entropy and the freezing of simple liquids," *Phys. Rev. A* **45**, R6966 (1992).
- ²⁶Y. Rosenfeld, "Excess-entropy and freezing-temperature scalings for transport coefficients: Self-diffusion in yukawa systems," *Phys. Rev. E* **62**, 7524 (2000).
- ²⁷J. E. Lennard-Jones, "On the determination of molecular fields. ii. from the equation of state of a gas," *Proc. R. Soc. Lond. A* **106**, 463 (1924).
- ²⁸G. A. Vliegenthart and H. N. W. Lekkerkerker, "Predicting the gas-liquid critical point from the second virial coefficient predicting the gas-liquid critical point from the second virial coefficient," *J. Chem. Phys.* **112**, 5364 (2000).
- ²⁹D. O. Dunikov, S. P. Malysenko, and V. V. Zhakhovski, "Corresponding states law and molecular dynamics simulations of the lennard-jones fluid," *J. Chem. Phys.* **115**, 6623 (2001).
- ³⁰I. Charpentier and N. Jakse, "Phase diagram of complex fluids using an efficient integral equation method," *J. Chem. Phys.* **123**, 204910 (2005).
- ³¹D. Frenkel and B. Smit, *Understanding Molecular Simulation* (Academic Press, 1996).
- ³²S. Plimpton, "Fast parallel algorithms for short-range molecular dynamics," *J. Comp. Phys.* **117**, 1 (1995).
- ³³J.-P. Hansen and I. R. McDonald, *Theory of Simple Liquids* (Academic Press, 2006).
- ³⁴T. M. Truskett, S. Torquato, S. Sastry, P. G. Debenedetti, and F. H. Stillinger, "Structural precursor to freezing in the hard-disk and hard-sphere systems," *Phys. Rev. E* **58**, 3083 (1998).
- ³⁵K. Shi, K. Gu, Y. Shen, D. Srivastava, E. E. Santiso, and K. E. Gubbins, "High-density equation of state for a two-dimensional lennard-jones solid," *J. Chem. Phys.* **148**, 174505 (2018).

- ³⁶J. A. Barker, D. Henderson, and F. F. Abraham, "Phase diagram of the two-dimensional lennard-jones system; evidence for first-order transitions," *Physica A* **106**, 226 (1981).
- ³⁷V. V. Hoang, V. Teboul, and T. Odagaki, "New scenario of dynamical heterogeneity in supercooled liquid and glassy states of 2d monatomic system," *J. Phys. Chem. B* **119** (2015).
- ³⁸T. Das and J. F. Douglas, "Quantifying structural dynamic heterogeneity in a dense two-dimensional equilibrium liquid," *J. Chem. Phys.* **149**, 144504 (2018).
- ³⁹Z. Krebs, A. B. Roitman, L. M. Nowack, C. Liepold, B. Lin, and S. A. Rice, "Transient structured fluctuations in a two-dimensional system with multiple ordered phases," *J. Chem. Phys.* **149**, 034503 (2018).
- ⁴⁰T. Das and J. F. Douglas, "Three-state heterogeneity in a model two-dimensional equilibrium liquid," *J. Mol. Liq.* **293**, 111466 (2019).
- ⁴¹A. Baranyai and D. J. Evans, "Three-particle contribution to the configurational entropy of simple fluids," *Phys. Rev. A* **42**, 849 (1990).
- ⁴²V. Molinero and E. B. Moore, "Water modeled as an intermediate element between carbon and silicon," *J. Phys. Chem. B* **113**, 4008 (2009).
- ⁴³Q.-L. Cao, X.-S. Kong, Y. D. Li, X. Wu, and C. S. Liu, "Revisiting scaling laws for the diffusion coefficients in simple melts based on the structural deviation from hard-sphere-like case," *Physica B* **406**, 3114 (2011).
- ⁴⁴D. Dhabal, A. H. Nguyen, M. Singh, P. Khatua, V. Molinero, S. Bandyopadhyay, and C. Chakravarty, "Excess entropy and crystallization in stillinger-weber and lennard-jones fluids," *J. Chem. Phys.* **143**, 164512 (2015).
- ⁴⁵K. S. Pitzer, "Corresponding states for perfect liquids," *J. Chem. Phys.* **7**, 583 (1939).
- ⁴⁶K. S. Pitzer, "The volumetric and thermodynamic properties of fluids. i. theoretical basis and virial coefficients," *J. Am. Chem. Soc.* **77**, 3427 (1955).
- ⁴⁷K. S. Pitzer, D. Z. Lippmann, J. R. F. Curl, C. M. Huggins, and D. E. Petersen, "The volumetric and thermodynamic properties of fluids. ii. compressibility factor, vapor pressure and entropy of vaporization," *J. Am. Chem. Soc.* **77**, 3433 (1955).
- ⁴⁸M. G. Noro and D. Frenkel, "Extended corresponding-states behavior for particles with variable range attractions," *J. Chem. Phys.* **113**, 2941 (2000).
- ⁴⁹J. C. Dyre, "Perspective: Excess-entropy scaling," *J. Chem. Phys.* **149**, 210901 (2018).