

---

# Minimax Optimal Fixed-Budget Best Arm Identification in Linear Bandits

---

**Junwen Yang**

Institute of Operations Research and Analytics  
National University of Singapore  
junwen\_yang@u.nus.edu

**Vincent Y. F. Tan**

Department of Mathematics  
Department of Electrical and Computer Engineering  
Institute of Operations Research and Analytics  
National University of Singapore  
vtan@nus.edu.sg

## Abstract

We study the problem of best arm identification in linear bandits in the fixed-budget setting. By leveraging properties of the G-optimal design and incorporating it into the arm allocation rule, we design a parameter-free algorithm, Optimal Design-based Linear Best Arm Identification (OD-LinBAI). We provide a theoretical analysis of the failure probability of OD-LinBAI. Instead of all the optimality gaps, the performance of OD-LinBAI depends only on the gaps of the top  $d$  arms, where  $d$  is the effective dimension of the linear bandit instance. Complementarily, we present a minimax lower bound for this problem. The upper and lower bounds show that OD-LinBAI is minimax optimal up to constant multiplicative factors in the exponent, which is a significant theoretical improvement over existing methods (e.g., BayesGap, Peace, LinearExploration and GSE), and settles the question of ascertaining the difficulty of learning the best arm in the fixed-budget setting. Finally, numerical experiments demonstrate considerable empirical improvements over existing algorithms on a variety of real and synthetic datasets.

## 1 Introduction

The multi-armed bandit problem is a model that exemplifies the exploration-exploitation tradeoff in online decision making. It has various applications in drug design, online advertising, recommender systems, and so on. In stochastic multi-armed bandit problems, the agent sequentially chooses an arm from the given arm set at each time step and then observes a random reward drawn from the unknown distribution associated with the chosen arm.

The standard multi-armed bandit problem, where the arms are not correlated with one another, has been studied extensively in the literature. While the *regret minimization* problem aims at maximizing the cumulative rewards by the trade-off between exploration and exploitation [1–4], the *pure exploration* problem focuses on efficient exploration with specific goals, e.g., to identify the best arm [5–11]. There are two complementary settings for the problem of *best arm identification*: (i) Given  $T \in \mathbb{N}$ , the agent aims to maximize the probability of finding the best arm in at most  $T$  time steps; (ii) Given  $\delta > 0$ , the agent aims to find the best arm with the probability of at least  $1 - \delta$  in the smallest number of steps. These settings are respectively known as the fixed-budget and fixed-confidence settings.

In this paper, we consider the problem of best arm identification in linear bandits in the fixed-budget setting. In linear bandits, the arms are correlated through an unknown global regression parameter vector  $\theta^* \in \mathbb{R}^d$ . In particular, each arm  $i$  from the arm set  $\mathcal{A}$  is associated with an arm vector  $a(i) \in \mathbb{R}^d$ , and the expected reward of arm  $i$  is given by the inner product between  $\theta^*$  and  $a(i)$ . Hence, the standard multi-armed bandits and linear bandits are fundamentally different due to the fact that for the latter, pulling one arm can indirectly reveal information about the other arms but in the former, the arms are independent.

A wide range of applications in practice can be modeled by linear bandits. For example, Tao et al. [12] considered online advertising, where the goal is to select an advertisement from a pool to maximize the probability of clicking for web users with different features. Empirically, the probability of clicking can be approximated by a linear combination of various attributes associated with the user and the advertisements (such as age, gender, the domain, keywords, advertising genres, etc.). Moreover, Hoffman et al. [13] applied the linear bandit model into the traffic sensor network problem and the problem of automatic model selection and algorithm configuration.

**Main contributions.** Our main contributions are as follows:

- (i) We design an algorithm *Optimal Design-based Linear Best Arm Identification* (OD-LinBAI). This *computationally efficient* algorithm utilizes a phased elimination-based strategy in which the number of times each arm is pulled in each phase depends on G-optimal designs [14]. Besides, OD-LinBAI is *totally parameter-free*, whereas some existing methods (e.g., BayesGap and Peace) require the knowledge of the problem instance (which is typically not known in practice).
- (ii) We derive an upper bound on the failure probability of OD-LinBAI. The failure probability is a significant improvement over those of existing methods which we survey in detail in Section 4.2. In particular, we show that the exponent of the failure probability depends on a hardness quantity  $H_{2,\text{lin}}$ . This quantity is a function of *only* the first  $d - 1$  optimality gaps, where  $d$  is the dimension of the arm vectors. This is a surprising and significant difference compared to the upper bounds of the failure probabilities of various algorithms for best arm identification in standard multi-armed bandits [7, 9, 15] and BayesGap [13] in linear bandits, which all depend on a hardness quantity that depends on *all* the gaps. Moreover, OD-LinBAI improves the exponent of the error probability by a factor of  $\Theta(\log d)$  over Peace [16] in the worst-case sense or a factor of  $\Theta((\log K)/(\log d))$  (which could be much larger than 1) over LinearExploration [17] and GSE [18] in general.
- (iii) Lastly, using ideas from Carpentier and Locatelli [10], we prove a minimax lower bound which involves another hardness quantity  $H_{1,\text{lin}}$ . By comparing  $H_{1,\text{lin}}$  to  $H_{2,\text{lin}}$ , we show that OD-LinBAI is minimax optimal up to constants in the exponent. OD-LinBAI is the first algorithm that provably achieves minimax optimality in this problem, and finally settles the question of ascertaining the hardness of learning the best arm in the fixed-budget setting for linear bandits. In addition, experiments in both synthetic and real-world datasets firmly corroborate the efficacy of OD-LinBAI vis-à-vis other existing methods.

**Related work.** The problem of regret minimization in linear bandits was first studied by Abe and Long [19], and has attracted extensive interest in the development of various algorithms (e.g., UCB-style algorithms [20–24], Thompson sampling [25, 26]). In particular, in the book of Lattimore and Szepesvári [27], a regret minimization algorithm based on the G-optimal design was proposed for linear bandits with finitely many arms. Although both this algorithm and our algorithm OD-LinBAI utilize the G-optimal design technique, they differ in numerous aspects including the manner of elimination and arm allocation, which emanates from the two different objectives.

For the problem of best arm identification in linear bandits, the fixed-confidence setting has previously been studied in [12, 28–34]. In particular, Soare et al. [28] introduced the optimal G-allocation problem and proposed a static algorithm  $\mathcal{X}\mathcal{Y}$ -Oracle as well as a semi-adaptive algorithm  $\mathcal{X}\mathcal{Y}$ -Adaptive; see Remark 2 for more discussions on Soare et al. [28]. Degenne et al. [32] treated the problem as a two-player zero-sum game between the agent and the nature, and thus designed an asymptotically optimal algorithm for the fixed-confidence setting.

The fixed-budget setting for the problem of best arm identification in linear bandits has also been studied in a few previous and concurrent works. Hoffman et al. [13] introduced a gap-based exploration algorithm BayesGap, which is a Bayesian treatment of UGapEb [8] for standard multi-armed

bandits. Peace by Katz-Samuels et al. [16] utilizes an experimental design based on the Gaussian-Width of the underlying arm set, which characterizes the geometry of the instance better in some instances. However, both BayesGap and Peace are computationally expensive and not parameter-free. Recently, Alieva et al. [17] introduced an elimination algorithm named LinearExploration, which is also robust to moderate levels of model misspecification. Generalized Successive Elimination (GSE) by Azizi et al. [18] shares a similar structure with LinearExploration and applies to generalized linear models. Nevertheless, none of the above is minimax optimal. See Section 4 and Section 5 for more comparisons between OD-LinBAI and other existing algorithms.

## 2 Problem setup and preliminaries

**Best arm identification in linear bandits.** We consider the standard linear bandit problem with an unknown global regression parameter. In a linear bandit instance  $\nu$ , the agent is given an arm set  $\mathcal{A} = [K]$ , which corresponds to known arm vectors  $\{a(1), a(2), \dots, a(K)\} \subset \mathbb{R}^d$ . At each time  $t$ , the agent chooses an arm  $A_t$  from the arm set  $\mathcal{A}$  and then observes a noisy reward

$$X_t = \langle \theta^*, a(A_t) \rangle + \eta_t$$

where  $\theta^* \in \mathbb{R}^d$  is the unknown parameter vector and  $\eta_t$  is independent zero-mean 1-subgaussian random noise.

In the fixed-budget setting, given a time budget  $T \in \mathbb{N}$ , the agent aims at maximizing the probability of identifying the best arm, i.e., the arm with the largest expected reward, with no more than  $T$  arm pulls. More formally, the agent uses an *online* algorithm  $\Pi$  to decide the arm  $A_t^\Pi$  to pull at each time step  $t$ , and the arm  $i_{\text{out}}^\Pi \in \mathcal{A}$  to output as the identified best arm by time  $T$ . We abbreviate  $A_t^\Pi$  as  $A_t$  and  $i_{\text{out}}^\Pi$  as  $i_{\text{out}}$  when there is no ambiguity.

For any arm  $i \in \mathcal{A}$ , let  $p(i) = \langle \theta^*, a(i) \rangle$  denote the expected reward. For convenience, we assume that the expected rewards of the arms are in descending order and the best arm is unique. That is to say,  $p(1) > p(2) \geq \dots \geq p(K)$ . For any suboptimal arm  $i$ , we denote  $\Delta_i = p(1) - p(i)$  as the optimality gap. For ease of notation, we also set  $\Delta_1 = \Delta_2$ . Furthermore, let  $\mathcal{E}$  denote the set of all the linear bandit instances defined above.

**Dimensionality-reduced arm vectors.** For any linear bandit instance, if the corresponding arm vectors do not span  $\mathbb{R}^d$ , i.e.,  $\text{span}(\{a(1), a(2), \dots, a(K)\}) \subsetneq \mathbb{R}^d$ , the agent can work with a set of dimensionality-reduced arm vectors  $\{a'(1), a'(2), \dots, a'(K)\} \subset \mathbb{R}^{d'}$ , that spans  $\mathbb{R}^{d'}$ , with little consequence. Specifically, let  $B \in \mathbb{R}^{d \times d'}$  be a matrix whose columns form an orthonormal basis of the subspace spanned by  $a(1), a(2), \dots, a(K)$ .<sup>1</sup> Then the agent can simply set  $a'(i) = B^\top a(i)$  for each arm  $i$ . To verify this, notice that  $BB^\top$  is a projection matrix onto the subspace spanned by  $\{a(1), a(2), \dots, a(K)\}$  and consequently

$$p(i) = \langle \theta^*, a(i) \rangle = \langle \theta^*, BB^\top a(i) \rangle = \langle B^\top \theta^*, B^\top a(i) \rangle = \langle \theta^{*'}, a'(i) \rangle.$$

Note that  $\theta^*$  is the unknown parameter vector for original arm vectors while  $\theta^{*'} = B^\top \theta^*$  is the corresponding unknown parameter vector for the dimensionality-reduced arm vectors. In the problem of linear bandits, what we really care about is not the original unknown parameter  $\theta^*$  itself but the inner products between  $\theta^*$  and the arm vectors  $a(i)$ , which establishes the equivalence of original arm vectors and dimensionality-reduced arm vectors.

In our work, without loss of generality, we assume that the entire set of original arm vectors  $\{a(1), a(2), \dots, a(K)\}$  span  $\mathbb{R}^d$  and  $d \geq 2$ .<sup>2</sup> However, this idea of transforming into dimensionality-reduced arm vectors is often used in our elimination-based algorithm. See Section 3 for details.

**Least squares estimators.** Let  $A_1, A_2, \dots, A_n$  be the sequence of arms pulled by the agent and  $X_1, X_2, \dots, X_n$  be the corresponding noisy rewards. Suppose that the corresponding arm vectors  $\{a(A_1), a(A_2), \dots, a(A_n)\}$  span  $\mathbb{R}^d$ , then the ordinary least squares (OLS) estimator of  $\theta^*$  is given by

$$\hat{\theta} = V^{-1} \sum_{t=1}^n a(A_t) X_t$$

<sup>1</sup>Such an orthonormal basis can be calculated efficiently with the reduced singular value decomposition, Gram-Schmidt process, etc.

<sup>2</sup>The situation that  $d = 1$  is trivial: each arm vector is a scalar multiple of one another.

where  $V = \sum_{t=1}^n a(A_t)a(A_t)^\top \in \mathbb{R}^{d \times d}$  is invertible. By applying the properties of subgaussian random variables, a confidence bound for the OLS estimator can be derived as follows.

**Proposition 1** (Lattimore and Szepesvári [27, Chapter 20]). *If  $A_1, A_2, \dots, A_n$  are deterministically chosen without knowing the realizations of  $X_1, X_2, \dots, X_n$ , then for any  $a \in \mathbb{R}^d$  and  $\delta > 0$ ,*

$$\Pr \left[ \langle \hat{\theta} - \theta^*, a \rangle \geq \sqrt{2 \|a\|_{V^{-1}}^2 \log \left( \frac{1}{\delta} \right)} \right] \leq \delta.$$

*Remark 1.* When the arm pulls are adaptively chosen according to the random rewards, Proposition 1 no longer applies and an extra factor  $\sqrt{d}$  has to be paid for adaptive arm pulls [23]. Our algorithm avoids this issue by deciding the arm pulls at the beginning of each phase, and designing the OLS estimator only based on the information from the current phase. See Section 3 for details.

**G-optimal design.** The confidence interval in Proposition 1 shows the strong connection between the arm allocation in linear bandits and experimental design theory [35]. To control the confidence bounds, we first introduce the G-optimal design technique into the problem of best arm identification in linear bandits in the fixed-budget setting. Formally, the G-optimal design problem aims at finding a probability distribution  $\pi : \{a(i) : i \in \mathcal{A}\} \rightarrow [0, 1]$  that minimises

$$g(\pi) = \max_{i \in \mathcal{A}} \|a(i)\|_{V(\pi)^{-1}}^2$$

where  $V(\pi) = \sum_{i \in \mathcal{A}} \pi(a(i))a(i)a(i)^\top$ . Theorem 1 states the existence of a small-support G-optimal design and the minimum value of  $g$ .

**Theorem 1** (Kiefer and Wolfowitz [14]). *If the arm vectors  $\{a(i) : i \in \mathcal{A}\}$  span  $\mathbb{R}^d$ , the following statements are equivalent: (i)  $\pi^*$  is a minimiser of  $g$ ; (ii)  $\pi^*$  is a maximiser of  $f(\pi) = \log \det V(\pi)$ ; (iii)  $g(\pi^*) = d$ . Furthermore, there exists a minimiser  $\pi^*$  of  $g$  such that  $|\text{Supp}(\pi^*)| \leq d(d+1)/2$ .*

*Remark 2.* It is worth mentioning that the G-optimal design problem for finite arm vectors is a convex optimization problem while the original G-allocation problem in Soare et al. [28] for the fixed-confidence best arm identification in linear bandits is an NP-hard discrete optimization problem. A classical algorithm to solve the G-optimal design problem is the Frank–Wolfe algorithm [36], whose modified version guarantees linear convergence [37]. For our work, it is sufficient to compute an  $\epsilon$ -approximate optimal design<sup>3</sup> with minimal impact on performance. Recently, a near-optimal design with smaller support was proposed in Lattimore et al. [38], which might be helpful in some scenarios. See Appendix A for more discussions on the above issues. To reduce clutter and ease the reading, henceforward in the main text, we assume that a G-optimal design for finite arm vectors can be found accurately and efficiently.

### 3 Algorithm

Pseudocode for our algorithm *Optimal Design-based Linear Best Arm Identification* (OD-LinBAI) is presented in Algorithm 1.

The algorithm partitions the whole horizon into  $\lceil \log_2 d \rceil$  phases, and maintains an *active* arm set  $\mathcal{A}_r$  in each phase  $r$ . The length of each phase roughly equals  $m$ , which will be formally defined in (1).

Motivated by the equivalence of the original arm vectors and the dimensionality-reduced arm vectors, at the beginning of each phase  $r$ , the algorithm computes a set of dimensionality-reduced arm vectors  $\{a_r(i) : i \in \mathcal{A}_{r-1}\} \subset \mathbb{R}^{d_r}$  which spans the  $d_r$ -dimensional Euclidean space  $\mathbb{R}^{d_r}$ . This can be implemented based on the dimensionality-reduced arm vectors of the last phase  $\{a_{r-1}(i) : i \in \mathcal{A}_{r-1}\}$  in an iterative manner (Lines 5 – 11).

After that, Algorithm 1 finds a G-optimal design  $\pi_r$  for the current dimensionality-reduced arm vectors, with a restriction on the cardinality of the support when  $r = 1$ . OD-LinBAI then pulls each arm in  $\mathcal{A}_{r-1}$  according to the proportions specified by the optimal design  $\pi_r$ . Specifically, the algorithm chooses each arm  $i \in \mathcal{A}_{r-1}$  exactly  $T_r(i) = \lceil \pi_r(a_r(i)) \cdot m \rceil$  times, where the parameter  $m$  is fixed among different phases and defined as

$$m = \frac{T - \min(K, \frac{d(d+1)}{2}) - \sum_{r=1}^{\lceil \log_2 d \rceil - 1} \lceil \frac{d}{2^r} \rceil}{\lceil \log_2 d \rceil}. \quad (1)$$

<sup>3</sup>For an  $\epsilon$ -approximate optimal design  $\pi$ ,  $g(\pi) \leq (1 + \epsilon)d$ .

---

**Algorithm 1** Optimal Design-based Linear Best Arm Identification (OD-LinBAI)
 

---

**Input:** time budget  $T$ , arm set  $\mathcal{A} = [K]$  and arm vectors  $\{a(1), a(2), \dots, a(K)\} \subset \mathbb{R}^d$ .

- 1: Initialize  $t_0 = 1$ ,  $\mathcal{A}_0 \leftarrow \mathcal{A}$  and  $d_0 = d$ .
- 2: For each arm  $i \in \mathcal{A}_0$ , set  $a_0(i) = a(i)$ .
- 3: Calculate  $m$  using Equation (1).
- 4: **for**  $r = 1$  to  $\lceil \log_2 d \rceil$  **do**
- 5:   Set  $d_r = \dim(\text{span}(\{a_{r-1}(i) : i \in \mathcal{A}_{r-1}\}))$ .
- 6:   **if**  $d_r = d_{r-1}$  **then**
- 7:     For each arm  $i \in \mathcal{A}_{r-1}$ , set  $a_r(i) = a_{r-1}(i)$ .
- 8:   **else**
- 9:     Find matrix  $B_r \in \mathbb{R}^{d_{r-1} \times d_r}$  whose columns form an orthonormal basis of the subspace spanned by  $\{a_{r-1}(i) : i \in \mathcal{A}_{r-1}\}$ .
- 10:    For each arm  $i \in \mathcal{A}_{r-1}$ , set  $a_r(i) = B_r^\top a_{r-1}(i)$ .
- 11:   **end if**
- 12:   **if**  $r = 1$  **then**
- 13:     Find a G-optimal design  $\pi_r : \{a_r(i) : i \in \mathcal{A}_{r-1}\} \rightarrow [0, 1]$  with  $|\text{Supp}(\pi_r)| \leq \frac{d(d+1)}{2}$ .
- 14:   **else**
- 15:     Find a G-optimal design  $\pi_r : \{a_r(i) : i \in \mathcal{A}_{r-1}\} \rightarrow [0, 1]$ .
- 16:   **end if**
- 17:   Set

$$T_r(i) = \lceil \pi_r(a_r(i)) \cdot m \rceil \quad \text{and} \quad T_r = \sum_{i \in \mathcal{A}_{r-1}} T_r(i).$$

- 18:   Choose each arm  $i \in \mathcal{A}_{r-1}$  exactly  $T_r(i)$  times.
- 19:   Calculate the OLS estimator:

$$\hat{\theta}_r = V_r^{-1} \sum_{t=t_r}^{t_r+T_r-1} a_r(A_t) X_t \quad \text{with} \quad V_r = \sum_{i \in \mathcal{A}_{r-1}} T_r(i) a_r(i) a_r(i)^\top.$$

- 20:   For each arm  $i \in \mathcal{A}_{r-1}$ , estimate the expected reward:

$$\hat{p}_r(i) = \langle \hat{\theta}_r, a_r(i) \rangle.$$

- 21:   Let  $\mathcal{A}_r$  be the set of  $\lceil d/2^r \rceil$  arms in  $\mathcal{A}_{r-1}$  with the largest estimates of the expected rewards.
- 22:   Set  $t_{r+1} = t_r + T_r$ .
- 23: **end for**

**Output:** the only arm  $i_{\text{out}}$  in  $\mathcal{A}_{\lceil \log_2 d \rceil}$ .

---

Note that  $m = \Theta(T/\log_2 d)$  as  $T \rightarrow \infty$  with  $K$  fixed. Lemma 1 in Appendix B shows with such choice of  $m$ , the total time budget consumed by the agent is no more than  $T$ . The parameter  $m$  plays a significant role in the implementation as well as the theoretical analysis of Algorithm 1.

Since the support of the G-optimal design  $\pi_r$  must span  $\mathbb{R}^{d_r}$ , the OLS estimator can be directly applied (Line 19). Then for each arm  $i \in \mathcal{A}_{r-1}$ , an estimate of the expected reward is derived. Algorithm 1 decouples the estimates of different phases and only utilizes the information obtained in the current phase  $r$ .

At the end of each phase  $r$ , Algorithm 1 eliminates a subset of possibly suboptimal arms. In particular,  $K - \lceil d/2 \rceil$  arms are eliminated in the first phase and about half of the active arms are eliminated in each of the following phases. Eventually, there is only single arm  $i_{\text{out}}$  in the active set, which is the output of Algorithm 1.

*Remark 3.* It is worth considering the case of standard multi-armed bandits, which can be modeled as a special case of linear bandits. In particular, for any arm  $i \in \mathcal{A} = [K]$ , the corresponding arm vector is chosen to be  $e_i$ , which is the  $i^{\text{th}}$  standard basis vector of  $\mathbb{R}^K$ . It follows that  $d = K$ ,  $\theta^* = [p(1), p(2), \dots, p(K)]^\top \in \mathbb{R}^K$  and arms are not correlated with one another. A simple mathematical derivation shows that we can always use a set of standard basis vectors of  $\mathbb{R}^{d_r}$  to represent the arm vectors regardless of which arms remain active during phase  $r$ . Also, the G-optimal design for a set of standard basis vectors is the uniform distribution on all of the active arms. Since

pulling one arm does not provide information about the other arms, the empirical estimates based on the OLS estimator are exactly the empirical means. Altogether, for standard multi-armed bandits, OD-LinBAI reduces to the procedure of Sequential Halving [9], which is a state-of-the-art algorithm for best arm identification in standard multi-armed bandits in the fixed-budget setting.

*Remark 4.* The G-optimal design steps in Lines 13 and 15 in OD-LinBAI may be replaced by the  $\mathcal{XY}$ -allocation [28] or other techniques in experimental designs. However, our work focuses on establishing minimax optimality and thus the application of G-optimal designs, which optimize over the worst cases, is natural. The  $\mathcal{XY}$ -allocation may result in better empirical performance but the improvement might be limited or even absent in worst-case scenarios. More importantly, as noted in Degenne et al. [32, Remark 1], for the general  $\mathcal{XY}$ -allocation problem, only heuristic solutions can be obtained (without convergence guarantees). Nevertheless, the G-optimal design problem can be provably solved with a linear convergence guarantee [37]. Overall, the implementation of OD-LinBAI is computationally very efficient.

## 4 Main results

### 4.1 Upper bound

We first state an upper bound on the error probability of OD-LinBAI (Algorithm 1). The proof of Theorem 2 is deferred to Appendix B.

**Theorem 2.** *For any linear bandit instance  $\nu \in \mathcal{E}$ , OD-LinBAI outputs an arm  $i_{\text{out}}$  satisfying*

$$\Pr [i_{\text{out}} \neq 1] \leq \left( \frac{4K}{d} + 3 \log_2 d \right) \exp \left( -\frac{m}{32H_{2,\text{lin}}} \right)$$

where  $m$  is defined in Equation (1) and

$$H_{2,\text{lin}} = \max_{2 \leq i \leq d} \frac{i}{\Delta_i^2}.$$

Theorem 2 shows the error probability of OD-LinBAI is upper bounded by

$$\exp \left( -\Omega \left( \frac{T}{H_{2,\text{lin}} \log_2 d} \right) \right) \quad (2)$$

which depends on  $T$ ,  $d$  and  $H_{2,\text{lin}}$ . We remark that none of the three terms is avoidable in view of our lower bounds (see Section 4.3).

In particular,  $T$  is the time budget of the problem and  $d$  is the effective dimension of the arm vectors.<sup>4</sup> Given  $T$  and  $d$ ,  $H_{2,\text{lin}}$  quantifies the difficulty of identifying the best arm in the linear bandit instance. The parameter  $H_{2,\text{lin}}$  generalizes its analogue

$$H_2 = \max_{2 \leq i \leq K} \frac{i}{\Delta_i^2}$$

proposed by Audibert et al. [7] for standard multi-armed bandits. However,  $H_{2,\text{lin}}$  is not larger than  $H_2$  since  $H_{2,\text{lin}}$  is only a function of the first  $d - 1$  optimality gaps while  $H_2$  considers all of the  $K - 1$  optimality gaps. In the extreme case that all of the suboptimal arms have the same optimality gaps, i.e.,  $\Delta_2 = \Delta_3 = \dots = \Delta_K$ , the two terms  $H_2$  and  $H_{2,\text{lin}}$  can differ significantly. In general, we have

$$H_{2,\text{lin}} \leq H_2 \leq \frac{K}{d} H_{2,\text{lin}}$$

and both inequalities are essentially sharp, i.e., can be achieved by some linear bandit instances. This highlights a major difference between best arm identification in the fixed-budget setting for linear bandits and standard multi-armed bandits. Due to the linear structure, arms are correlated and we can estimate the mean reward of one arm with the help of the other arms. Thus, the hardness quantity  $H_{2,\text{lin}}$  is only a function of the top  $d$  arms rather than all the arms.

<sup>4</sup>Recall that we assume the entire set of original arm vectors  $\{a(1), a(2), \dots, a(K)\}$  span  $\mathbb{R}^d$ .

## 4.2 Comparisons to other algorithms

We compare OD-LinBAI and other existing algorithms with respect to the algorithm design as well as the theoretical guarantees in the following.

### Comparisons to BayesGap [13].

- (i) The model used in BayesGap [13] is based on Bayesian linear bandits, where the unknown parameter vector  $\theta^*$  is drawn from a known prior distribution  $\mathcal{N}(0, \eta^2 I)$  and the additive noise is required to be Gaussian. However, OD-LinBAI does not require these assumptions and the upper bound holds for any deterministic or random  $\theta^* \in \mathbb{R}^d$ .
- (ii) The algorithm and theoretical guarantee of BayesGap explicitly require the knowledge of a hardness quantity  $H_1 = \sum_{1 \leq i \leq K} \Delta_i^{-2}$  to control the confidence region and then allocate exploration. However, this hardness quantity  $H_1$  is almost always unknown to the agent in practice. In most practical applications, BayesGap has to estimate  $H_1$  in an adaptive way, which works reasonably well in numerical experiments but lacks theoretical guarantees.
- (iii) BayesGap’s error probability is upper bounded by

$$\exp\left(-\Omega\left(\frac{T}{H_1}\right)\right) \quad (3)$$

which depends on  $T$  and  $H_1$ . Compared with (3), the upper bound of OD-LinBAI in (2) has an extra  $\log_2 d$  term. This is an interesting phenomena which is also present in standard multi-armed bandits [7, 10]. For best arm identification in standard multi-armed bandits, without the knowledge of the hardness quantity  $H_1$ , the agent has to pay a price of  $\log_2 K$  for the adaptation to the problem complexity. In Theorem 3, we prove a similar result for linear bandits, in which the price of adaptation is  $\log_2 d$ .

The upper bound (3) involves  $H_1$ , a function of *all* the optimality gaps. It holds that  $H_1 \geq H_2 \geq H_{2,\text{lin}}$ . Thus, the upper bound of OD-LinBAI is not worse (and often better) in its dependence on the hardness/complexity parameter.

### Comparisons to Peace [16] (Also see Appendix C).

- (i) To ensure there is only a *single* arm in the final active set, the fixed-budget version of Peace requires  $\gamma(\{a(i), a(1)\}) \geq 1$  for all suboptimal arms  $i \neq 1$  (where  $\gamma(\cdot)$  is defined in Katz-Samuels et al. [16]). Note that this is not only a requirement for the theoretical bound but also a requirement for the *feasibility* of the algorithm. If this inequality is not satisfied, the linear bandit instance needs to be “rescaled” before the algorithm is run, resulting in a larger bound on the error probability. In practice, the best arm is unknown and the rescaling factor can thus only be conservatively bounded as  $\min_i \gamma(\{a(i), a(1)\}) \geq \min_{i,j} \gamma(\{a(i), a(j)\})$ . However, the latter quantity can be miniscule. In particular, if there exist two arms that are nearly identical, i.e.,  $\min_{i,j} \gamma(\{a(i), a(j)\})$  is very small, the bound on the error probability may be larger than 1, and hence vacuous. Besides, the algorithm may terminate with most of its time budget wasted. In contrast, OD-LinBAI is *fully parameter-free* and does not require any information about the instance.
- (ii) It is not straightforward to compare the error probabilities of OD-LinBAI and Peace in general since Peace involves some tricky terms that do not admit closed-form expressions. Here we consider the special case of standard multi-armed bandits (as discussed in Remark 3) with all optimality gaps equal to the minimal one  $\Delta_1$ . In this case  $\rho^* = \Theta(\Delta_1^{-2} \cdot d)$ ,  $\gamma^* = \Theta(\Delta_1^{-2} \cdot d \log d)$  and  $\log(\gamma(\mathcal{Z})) = \Theta(\log d)$ ; these terms appear in the denominator of the exponent in Peace’s bound on the error probability. Therefore, the error probability of Peace is  $\exp\left(-\Omega\left(\frac{T\Delta_1^2}{d \log^2 d}\right)\right)$  while ours is  $\exp\left(-\Omega\left(\frac{T\Delta_1^2}{d \log d}\right)\right)$ , which also shows Peace is *not* minimax optimal in the exponent in view of our lower bounds, to be presented in Section 4.3. See Appendix C for the precise details of the above derivations.

### Comparisons to LinearExploration [17] and GSE [18].

- (i) The idea of elimination has been well-received and is ubiquitous in linear bandits. Although LinearExploration [17], GSE [18] and OD-LinBAI all leverage this idea, we emphasize that the elimination criteria for these algorithms are different. In particular, OD-LinBAI divides the time budget into roughly  $\log_2 d$  phases while the other algorithms divide the budget into roughly  $\log_2 K$  phases. Additionally, OD-LinBAI always controls the *dimension* of the active set in each phase, using the dimensionality reduction technique in Section 2.

Table 1: Comparisons of different hardness quantities:  $H_1$ ,  $H_2$ ,  $H_{1,\text{lin}}$  and  $H_{2,\text{lin}}$ .

$H_1 = \sum_{1 \leq i \leq K} \Delta_i^{-2}$	$H_2 = \max_{2 \leq i \leq K} i \cdot \Delta_i^{-2}$	$1 \leq H_1/H_2 \leq \log(2K)$ [7]
$H_{1,\text{lin}} = \sum_{1 \leq i \leq d} \Delta_i^{-2}$	$H_{2,\text{lin}} = \max_{2 \leq i \leq d} i \cdot \Delta_i^{-2}$	$1 \leq H_{1,\text{lin}}/H_{2,\text{lin}} \leq \log(2d)$
$1 \leq H_1/H_{1,\text{lin}} \leq K/d$	$1 \leq H_2/H_{2,\text{lin}} \leq K/d$	

- (ii) The error probabilities of LinearExploration and GSE are upper bounded by  $\exp\left(-\Omega\left(\frac{T}{\bar{H}_2 \log_2 K}\right)\right)$  and  $\exp\left(-\Omega\left(\frac{T \Delta_1^2}{d \log_2 K}\right)\right)$  respectively. Note that  $K \geq d$ ,  $H_{2,\text{lin}} \leq d/\Delta_1^2$ , and the hardness quantity  $\tilde{H}_2$  in Alieva et al. [17] is of the same order as  $H_{2,\text{lin}}$ . Hence, our exponent of the bound on the error probability is an improvement over their exponents by a factor of  $\Theta((\log_2 K)/(\log_2 d))$ , which may be much larger than 1.

### 4.3 Lower bound

Before stating the lower bound formally, we introduce

$$H_{1,\text{lin}} = \sum_{1 \leq i \leq d} \Delta_i^{-2}.$$

This quantity is a generalization of  $H_1$  that characterizes the difficulty of a linear bandit instance. This parameter is also associated with the top  $d$  arms similarly to  $H_{2,\text{lin}}$ . See Table 1 for a thorough comparison on different hardness quantities.

For any linear bandit instance  $\nu \in \mathcal{E}$ , we denote the hardness quantity  $H_{1,\text{lin}}$  of  $\nu$  as  $H_{1,\text{lin}}(\nu)$ .<sup>5</sup> In addition, let  $\mathcal{E}(h)$  denote the set of linear bandit instances in  $\mathcal{E}$  whose hardness parameter  $H_{1,\text{lin}}$  is upper bounded by  $h$  (for some  $h > 0$ ), i.e.,  $\mathcal{E}(h) = \{\nu \in \mathcal{E} : H_{1,\text{lin}}(\nu) \leq h\}$ .

**Theorem 3.** *If  $T \geq h^2 \log(6Td)/900$ , then*

$$\min_{\Pi} \max_{\nu \in \mathcal{E}(h)} \Pr [i_{\text{out}}^{\Pi} \neq 1] \geq \frac{1}{6} \exp\left(-\frac{240T}{h}\right).$$

Further if  $h \geq 15d^2$ , then

$$\min_{\Pi} \max_{\nu \in \mathcal{E}(h)} \left( \Pr [i_{\text{out}}^{\Pi} \neq 1] \cdot \exp\left(\frac{2700T}{H_{1,\text{lin}}(\nu) \log_2 d}\right) \right) \geq \frac{1}{6}.$$

The proof of Theorem 3 is deferred to Appendix D. We emphasize that even though the proof of the lower bound follows some common ideas behind the proofs of most minimax lower bounds in bandit algorithms for various purposes, its value does not lie in its technical novelty, but rather that the result is *tight* vis-à-vis the upper bound we have derived based on the OD-LinBAI algorithm. The usual strategy, which is the strategy we adopt here, is to construct and analyze specific hard instances. In particular, we leverage the instances in Carpentier and Locatelli [10] for standard multi-armed bandits to construct hard linear bandit instances for any arbitrary  $K$  and  $d$ . We discuss the tightness of the lower bound in the following.

Theorem 3 first shows that for any best arm identification algorithm  $\Pi$ , even with the knowledge of an upper bound  $h$  on the hardness quantity  $H_{1,\text{lin}}$ , there exists a linear bandit instance such that the error probability is at least

$$\exp\left(-O\left(\frac{T}{h}\right)\right). \quad (4)$$

Furthermore, for any best arm identification algorithm  $\Pi$ , without the knowledge of an upper bound  $h$  on the hardness quantity  $H_{1,\text{lin}}$ , there exists a linear bandit instance  $\nu$  such that the error probability is at least

$$\exp\left(-O\left(\frac{T}{H_{1,\text{lin}}(\nu) \log_2 d}\right)\right). \quad (5)$$

<sup>5</sup>When there is no ambiguity,  $H_{1,\text{lin}}$  will also be used.



Comparing the lower bounds (4) and (5) in two different settings, we show that the agent has to pay a price of  $\log_2 d$  in the absence of the knowledge about the problem complexity. Finding a best arm identification algorithm that matches the lower bound (4) remains an open problem since the upper bound of BayesGap (3) involves  $H_1$  but not  $H_{1,\text{lin}}$ . However, notice that the knowledge about the complexity quantity which is required for BayesGap is usually unavailable in real-life applications.

Now we compare the upper bound on the error probability of OD-LinBAI in (2) with the lower bound (5). Table 1 shows that  $H_{1,\text{lin}} \geq H_{2,\text{lin}}$  always holds. Therefore, the upper bound in (2) is not larger than the lower bound in (5) in the exponent up to absolute constants. This shows OD-LinBAI (Algorithm 1) is *minimax optimal* up to multiplicative factors in the exponent and the upper bound cannot be improved in an order-wise sense in the exponent in general. At the same time, note that the upper bound holds for *all* instances while the lower bound is a minimax result which holds for *specific* instances. Since an upper bound can never be smaller than a lower bound, we know that the difficult instances for the problem of best arm identification in linear bandits in the fixed-budget setting are those whose  $H_{1,\text{lin}}$  and  $H_{2,\text{lin}}$  are of the same order.

## 5 Numerical experiments

In this section, we evaluate the performance of our algorithm OD-LinBAI and compare it with Sequential Halving [9], BayesGap [13], Peace [16], LinearExploration [17] and GSE [18]. For BayesGap, there are two versions: one is BayesGap-Oracle, which is given the exact information of the required hardness quantity  $H_1$ ; the other is BayesGap-Adaptive, which adaptively estimates the hardness quantity by the three-sigma rule. In each setting, the reported error probabilities of different algorithms are averaged over 1024 independent trials and the (tiny) error bars indicate the standard errors of the error probabilities. We present the results of one synthetic dataset here. Additional implementation details and numerical results (including another synthetic dataset, one real-world dataset and comparison to the recent LT&S algorithm for best arm identification in linear bandits with fixed confidence [33]) are provided in Appendix E.

### 5.1 Synthetic dataset 1: a hard instance

This benchmark dataset, in which there are numerous competitors for the second best arm, was considered for the problem of best arm identification in linear bandits in the fixed-confidence setting [30, 31, 33]. Similarly, we consider the situation that  $d = 2$  and  $K \geq 3$ . We assume that the additive random noise follows the standard Gaussian distribution  $\mathcal{N}(0, 1)$ . For simplicity, we set the unknown parameter vector  $\theta^* = [1, 0]^\top$ . There is one best arm and one worst arm, which correspond to the arm vectors  $a(1) = [1, 0]^\top$  and  $a(K) = [\cos(3\pi/4), \sin(3\pi/4)]^\top$  respectively. For any arm  $i \in \{2, 3, \dots, K-1\}$ , the corresponding arm vector is chosen to be  $a(i) = [\cos(\pi/4 + \phi_i), \sin(\pi/4 + \phi_i)]^\top$  with  $\phi_i$  drawn independently from  $\mathcal{N}(0, 0.09^2)$ . Therefore, there are  $K-2$  almost second best arms. Considering the definitions of four hardness quantities, it holds that  $H_1 \approx H_2 \approx \frac{K}{d} H_{1,\text{lin}} \approx \frac{K}{d} H_{2,\text{lin}}$ . Hence this is a hard instance in the sense that the linear structure is ex-

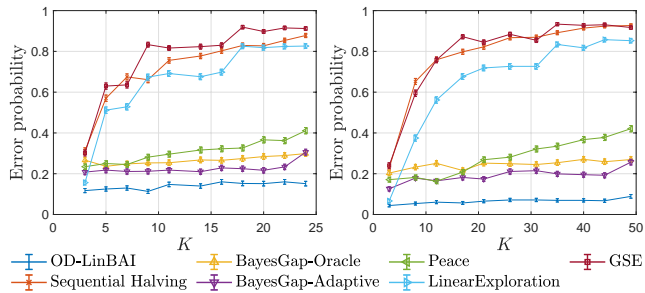


Figure 1: Error probabilities for different numbers of arms  $K$  with  $T = 25, 50$  from left to right.

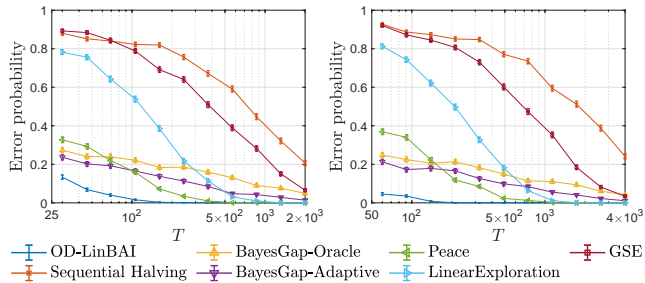


Figure 2: Error probabilities for different time budgets  $T$  with  $K = 25, 50$  from left to right.

tremely strong. A good algorithm needs to fully utilize the correlations of the arms to obtain information as efficiently as possible.

The experimental results with fixed  $T$  and  $K$  are presented in Figure 1 and Figure 2 respectively. In terms of this hard linear bandit instance, OD-LinBAI is clearly superior compared to its competitors. In fact, OD-LinBAI consistently pulls only one arm from the  $K - 2$  almost second best arms and thus suffers minimal impact from the increase in  $K$ .

## 6 Conclusions and Future Work

We introduce the G-optimal design technique into the problem of best arm identification in linear bandits in the fixed-budget setting. We design a parameter-free and efficient algorithm OD-LinBAI. To characterize the difficulty of a linear bandit instance, we introduce two hardness quantities  $H_{1,\text{lin}}$  and  $H_{2,\text{lin}}$ . The upper bound of the error probability of OD-LinBAI and the minimax lower bound of this problem are respectively characterized by  $H_{1,\text{lin}}$  and  $H_{2,\text{lin}}$  instead of their analogues  $H_1$  and  $H_2$  in standard multi-armed bandits. For the first time, minimax optimality (up to constant multiplicative factors in the exponent) has been achieved in this problem. While we submit that the ingredients that constitute OD-LinBAI are not surprising in the bandit literature, an open problem thus far has hence been solved in this contribution (by the careful derivation of an upper bound on the error probability of OD-LinBAI and an accompanying minimax lower bound). Our theoretical findings are also supported by the considerable improvements of the empirical performance of OD-LinBAI vis-à-vis existing algorithms on benchmark datasets.

A direction for future work is to design an instance-dependent asymptotically optimal algorithm for this problem. However, finding such an algorithm or an instance-dependent asymptotic lower bound for the problem of best arm identification in standard (i.e.,  $K$ -armed) multi-armed bandits in the fixed-budget setting remains open. Finally, as Thompson sampling [1, 4] has been successfully extended to pure exploration in standard multi-armed bandits [39–42], it is interesting to study whether this technique can be generalized to *linear* bandits, in both the fixed-budget and fixed-confidence settings.

## Acknowledgments and Disclosure of Funding

This research/project is supported by the National Research Foundation Singapore and DSO National Laboratories under the AI Singapore Programme (AISG Award No: AISG2-RP-2020-018) and by Singapore Ministry of Education (MOE) AcRF Tier 1 Grants (A-0009042-01-00 and A-8000189-01-00).

## References

- [1] William R Thompson. On the likelihood that one unknown probability exceeds another in view of the evidence of two samples. *Biometrika*, 25(3/4):285–294, 1933.
- [2] Peter Auer, Nicolo Cesa-Bianchi, and Paul Fischer. Finite-time analysis of the multiarmed bandit problem. *Machine Learning*, 47(2):235–256, 2002.
- [3] Sébastien Bubeck, Nicolo Cesa-Bianchi, et al. Regret analysis of stochastic and nonstochastic multi-armed bandit problems. *Foundations and Trends® in Machine Learning*, 5(1):1–122, 2012.
- [4] Shipra Agrawal and Navin Goyal. Analysis of Thompson sampling for the multi-armed bandit problem. In *Conference on Learning Theory*, pages 39–1. JMLR Workshop and Conference Proceedings, 2012.
- [5] Eyal Even-Dar, Shie Mannor, Yishay Mansour, and Sridhar Mahadevan. Action elimination and stopping conditions for the multi-armed bandit and reinforcement learning problems. *Journal of Machine Learning Research*, 7(6), 2006.
- [6] Sébastien Bubeck, Rémi Munos, and Gilles Stoltz. Pure exploration in multi-armed bandits problems. In *International Conference on Algorithmic Learning Theory*, pages 23–37. Springer, 2009.
- [7] Jean-Yves Audibert, Sébastien Bubeck, and Rémi Munos. Best arm identification in multi-armed bandits. In *Conference on Learning Theory*, pages 41–53, 2010.
- [8] Victor Gabillon, Mohammad Ghavamzadeh, and Alessandro Lazaric. Best arm identification: A unified approach to fixed budget and fixed confidence. *Advances in Neural Information Processing Systems*, 25, 2012.
- [9] Zohar Karnin, Tomer Koren, and Oren Somekh. Almost optimal exploration in multi-armed bandits. In *International Conference on Machine Learning*, pages 1238–1246. PMLR, 2013.
- [10] Alexandra Carpentier and Andrea Locatelli. Tight (lower) bounds for the fixed budget best arm identification bandit problem. In *Conference on Learning Theory*, pages 590–604. PMLR, 2016.
- [11] Aurélien Garivier and Emilie Kaufmann. Optimal best arm identification with fixed confidence. In *Conference on Learning Theory*, pages 998–1027. PMLR, 2016.
- [12] Chao Tao, Saúl Blanco, and Yuan Zhou. Best arm identification in linear bandits with linear dimension dependency. In *International Conference on Machine Learning*, pages 4877–4886. PMLR, 2018.
- [13] Matthew Hoffman, Bobak Shahriari, and Nando Freitas. On correlation and budget constraints in model-based bandit optimization with application to automatic machine learning. In *Artificial Intelligence and Statistics*, pages 365–374. PMLR, 2014.
- [14] Jack Kiefer and Jacob Wolfowitz. The equivalence of two extremum problems. *Canadian Journal of Mathematics*, 12:363–366, 1960.
- [15] Shahin Shahrampour, Mohammad Noshad, and Vahid Tarokh. On sequential elimination algorithms for best-arm identification in multi-armed bandits. *IEEE Transactions on Signal Processing*, 65(16):4281–4292, 2017.
- [16] Julian Katz-Samuels, Lalit P. Jain, Zohar S. Karnin, and Kevin G. Jamieson. An empirical process approach to the union bound: Practical algorithms for combinatorial and linear bandits. *Advances in Neural Information Processing Systems*, 33, 2020.
- [17] Ayya Alieva, Ashok Cutkosky, and Abhimanyu Das. Robust pure exploration in linear bandits with limited budget. In *International Conference on Machine Learning*, pages 187–195. PMLR, 2021.

- [18] MohammadJavad Azizi, Branislav Kveton, and Mohammad Ghavamzadeh. Fixed-budget best-arm identification in structured bandits. In *International Joint Conference on Artificial Intelligence*, pages 2798–2804, 2022.
- [19] Naoki Abe and Philip M Long. Associative reinforcement learning using linear probabilistic concepts. In *International Conference on Machine Learning*, pages 3–11, 1999.
- [20] Peter Auer. Using confidence bounds for exploitation-exploration trade-offs. *Journal of Machine Learning Research*, 3(Nov):397–422, 2002.
- [21] Varsha Dani, Thomas P. Hayes, and Sham M. Kakade. Stochastic linear optimization under bandit feedback. In *Conference on Learning Theory*, pages 355–366, 2008.
- [22] Paat Rusmevichientong and John N Tsitsiklis. Linearly parameterized bandits. *Mathematics of Operations Research*, 35(2):395–411, 2010.
- [23] Yasin Abbasi-Yadkori, Dávid Pál, and Csaba Szepesvári. Improved algorithms for linear stochastic bandits. In *Advances in Neural Information Processing Systems*, volume 11, pages 2312–2320, 2011.
- [24] Wei Chu, Lihong Li, Lev Reyzin, and Robert Schapire. Contextual bandits with linear payoff functions. In *Artificial Intelligence and Statistics*, pages 208–214. PMLR, 2011.
- [25] Shipra Agrawal and Navin Goyal. Thompson sampling for contextual bandits with linear payoffs. In *International Conference on Machine Learning*, pages 127–135. PMLR, 2013.
- [26] Marc Abeille and Alessandro Lazaric. Linear Thompson sampling revisited. In *Artificial Intelligence and Statistics*, pages 176–184. PMLR, 2017.
- [27] Tor Lattimore and Csaba Szepesvári. *Bandit Algorithms*. Cambridge University Press, 2020.
- [28] Marta Soare, Alessandro Lazaric, and Rémi Munos. Best-arm identification in linear bandits. In *Advances in Neural Information Processing Systems*, 2014.
- [29] Liyuan Xu, Junya Honda, and Masashi Sugiyama. A fully adaptive algorithm for pure exploration in linear bandits. In *International Conference on Artificial Intelligence and Statistics*, pages 843–851. PMLR, 2018.
- [30] Mohammadi Zaki, Avinash Mohan, and Aditya Gopalan. Towards optimal and efficient best arm identification in linear bandits. *arXiv preprint arXiv:1911.01695*, 2019.
- [31] Tanner Fiez, Lalit Jain, Kevin G. Jamieson, and L. Ratliff. Sequential experimental design for transductive linear bandits. In *Advances in Neural Information Processing Systems*, 2019.
- [32] Rémy Degenne, Pierre Ménard, Xuedong Shang, and Michal Valko. Gamification of pure exploration for linear bandits. In *International Conference on Machine Learning*, pages 2432–2442. PMLR, 2020.
- [33] Yassir Jedra and Alexandre Proutiere. Optimal best-arm identification in linear bandits. *Advances in Neural Information Processing Systems*, 33, 2020.
- [34] Abbas Kazerouni and Lawrence M Wein. Best arm identification in generalized linear bandits. *Operations Research Letters*, 49(3):365–371, 2021.
- [35] Friedrich Pukelsheim. *Optimal Design of Experiments*. SIAM, 2006.
- [36] Marguerite Frank and Philip Wolfe. An algorithm for quadratic programming. *Naval Research Logistics Quarterly*, 3(1-2):95–110, 1956.
- [37] S Damla Ahipasaoglu, Peng Sun, and Michael J. Todd. Linear convergence of a modified Frank–Wolfe algorithm for computing minimum-volume enclosing ellipsoids. *Optimisation Methods and Software*, 23(1):5–19, 2008.
- [38] Tor Lattimore, Csaba Szepesvari, and Gellert Weisz. Learning with good feature representations in bandits and in RL with a generative model. In *International Conference on Machine Learning*, pages 5662–5670. PMLR, 2020.

- [39] Daniel Russo. Simple bayesian algorithms for best arm identification. In *Conference on Learning Theory*, pages 1417–1418. PMLR, 2016.
- [40] Xuedong Shang, Rianne Heide, Pierre Menard, Emilie Kaufmann, and Michal Valko. Fixed-confidence guarantees for bayesian best-arm identification. In *International Conference on Artificial Intelligence and Statistics*, pages 1823–1832. PMLR, 2020.
- [41] Chao Qin and Daniel Russo. Adaptivity and confounding in multi-armed bandit experiments. *arXiv preprint arXiv:2202.09036*, 2022.
- [42] Marc Jourdan, Rémy Degenne, Dorian Baudry, Rianne de Heide, and Emilie Kaufmann. Top two algorithms revisited. *arXiv preprint arXiv:2206.05979*, 2022.
- [43] Michael J. Todd. *Minimum-volume ellipsoids: Theory and algorithms*. SIAM, 2016.
- [44] Tony Cai, Jianqing Fan, and Tiefeng Jiang. Distributions of angles in random packing on spheres. *Journal of Machine Learning Research*, 14:1837, 2013.
- [45] Dheeru Dua and Casey Graff. UCI machine learning repository, 2017. URL <http://archive.ics.uci.edu/ml>.

## A More discussions on the G-optimal design

**$\epsilon$ -approximate G-optimal design.** For the problem of best arm identification in linear bandits in the fixed-budget setting, it is sufficient to compute an  $\epsilon$ -approximate G-optimal design with minimal impact on performance. For an  $\epsilon$ -approximate optimal design  $\pi$ ,  $g(\pi) \leq (1 + \epsilon)d$ . Todd [43] shows that such a design can be computed within  $4d(\log \log d + 7/2) + 28d/\epsilon$  iterations by the Frank–Wolfe algorithm with a specific initialization. If we only compute  $\epsilon$ -approximate G-optimal designs in OD-LinBAI (Algorithm 1), the upper bound on the error probability will only deteriorate by a factor of  $(1 + \epsilon)$  as follows.

**Theorem 4.** *For any linear bandit instance  $\nu \in \mathcal{E}$ , OD-LinBAI, using  $\epsilon$ -approximate G-optimal designs, outputs an arm  $i_{\text{out}}$  satisfying*

$$\Pr [i_{\text{out}} \neq 1] \leq \left( \frac{4K}{d} + 3 \log_2 d \right) \exp \left( - \frac{m}{32(1 + \epsilon)H_{2,\text{lin}}} \right)$$

where  $m$  is defined in Equation (1).

**Near-optimal design with smaller support.** Recently, a near-optimal design with smaller support was proposed in Lattimore et al. [38]. In detail, there exists a design  $\pi : \{a(i) : i \in \mathcal{A}\} \rightarrow [0, 1]$  such that  $g(\pi) \leq 2d$  and  $|\text{Supp}(\pi)| \leq 4d(\log \log d + 11)$ . Todd [43] shows that such a design can be computed within  $4d(\log \log d + 21/2)$  iterations by the Frank–Wolfe algorithm with a specific initialization. Since the support of the design is smaller when  $d$  is large, we can choose a larger  $m$  in OD-LinBAI while the total budget consumed by the agent is still bounded by  $T$ . In particular, we can choose the parameter  $m$  as

$$m = \frac{T - \min(K, 4d(\log \log d + 11)) - \sum_{r=1}^{\lceil \log_2 d \rceil - 1} \left\lceil \frac{d}{2^r} \right\rceil}{\lceil \log_2 d \rceil}. \quad (6)$$

The error probability can be bounded as follows.

**Theorem 5.** *For any linear bandit instance  $\nu \in \mathcal{E}$ , OD-LinBAI, using near-optimal designs with smaller support, outputs an arm  $i_{\text{out}}$  satisfying*

$$\Pr [i_{\text{out}} \neq 1] \leq \left( \frac{4K}{d} + 3 \log_2 d \right) \exp \left( - \frac{m}{64H_{2,\text{lin}}} \right)$$

where  $m$  is defined in Equation (6).

The proofs of Theorem 4 and Theorem 5 are very similar to Theorem 2 and thus omitted; they only involve plugging the result of the approximate optimal design into the upper bound.

## B Proof of Theorem 2

Before going to the proof of Theorem 2, we first introduce some useful lemmas. Lemma 1 shows Algorithm 1 is feasible in the sense that the total budget consumed by the agent is no more than  $T$ , and  $i_{\text{out}}$  is well-defined.

**Lemma 1.** *With parameter  $m$  defined as Equation (1), Algorithm 1 terminates in phase  $\lceil \log_2 d \rceil$  with no more than a total of  $T$  arm pulls.*

*Proof.* When  $d = 2$ , Algorithm 1 terminates in one phase. When  $d > 2$ , by the property of ceiling function, we have  $\frac{1}{2} < \frac{d}{2^{\lceil \log_2 d \rceil}} \leq 1$ . Thus, the number of arms in  $\mathcal{A}_{\lceil \log_2 d \rceil - 1}$  is  $\lceil \frac{d}{2^{\lceil \log_2 d \rceil - 1}} \rceil = 2$ , while the number of arms in  $\mathcal{A}_{\lceil \log_2 d \rceil}$  is  $\lceil \frac{d}{2^{\lceil \log_2 d \rceil}} \rceil = 1$ . As a result, Algorithm 1 always terminates in phase  $\lceil \log_2 d \rceil$ .

Now we bound the number of arm pulls. For any phase  $r$ ,  $|\text{Supp}(\pi_r)|$  is always bounded by the cardinality of the active set  $\mathcal{A}_{r-1}$ . In particular, for the first phase, according to Theorem 1, there exists a G-optimal design  $\pi_r$  with  $|\text{Supp}(\pi_r)| \leq d(d+1)/2$ . Altogether, we have

$$|\text{Supp}(\pi_r)| \leq \begin{cases} \min(K, \frac{d(d+1)}{2}) & \text{when } r = 1 \\ \lceil \frac{d}{2^{r-1}} \rceil & \text{when } r > 1. \end{cases}$$

Then the number of total arm pulls is bounded as

$$\begin{aligned}
\sum_{r=1}^{\lceil \log_2 d \rceil} T_r &= \sum_{r=1}^{\lceil \log_2 d \rceil} \sum_{i \in \mathcal{A}_r} T_r(i) \\
&= \sum_{r=1}^{\lceil \log_2 d \rceil} \sum_{i \in \mathcal{A}_r} \lceil \pi_r(a_r(i)) \cdot m \rceil \\
&\leq \sum_{r=1}^{\lceil \log_2 d \rceil} \left( |\text{Supp}(\pi_r)| + \sum_{i \in \mathcal{A}_r} \pi_r(a_r(i)) \cdot m \right) \tag{7}
\end{aligned}$$

$$\begin{aligned}
&\leq \min \left( K, \frac{d(d+1)}{2} \right) + \sum_{r=2}^{\lceil \log_2 d \rceil} \left\lceil \frac{d}{2^{r-1}} \right\rceil + \lceil \log_2 d \rceil \cdot m \\
&= T \tag{8}
\end{aligned}$$

where line (7) follows from the property of ceiling function and line (8) follows from the definition of  $m$ .  $\square$

Lemma 2 bounds the probability that a certain arm has its estimate of the expected reward larger than that of the best arm in single phase  $r$ .

**Lemma 2.** For a fixed realization of  $\mathcal{A}_{r-1}$  satisfying  $1 \in \mathcal{A}_{r-1}$ , for any arm  $i \in \mathcal{A}_{r-1}$ ,

$$\Pr[\hat{p}_r(1) < \hat{p}_r(i)] \leq \exp \left( -\frac{m\Delta_i^2}{8 \lceil \frac{d}{2^{r-1}} \rceil} \right).$$

*Proof.* Let  $\theta_r^*$  denote the corresponding unknown parameter vector for the dimensionality-reduced arm vectors  $\{a_r(i) : i \in \mathcal{A}_{r-1}\}$ . Also we set

$$V_r(\pi_r) = \sum_{i \in \mathcal{A}_{r-1}} \pi_r(a_r(i)) a_r(i) a_r(i)^\top.$$

Then we have

$$\begin{aligned}
&\Pr[\hat{p}_r(1) < \hat{p}_r(i)] \\
&= \Pr[\langle \hat{\theta}_r - \theta_r^*, a_r(1) - a_r(i) \rangle < -\Delta_i] \tag{9}
\end{aligned}$$

$$\leq \exp \left( -\frac{\Delta_i^2}{2 \|a_r(1) - a_r(i)\|_{V_r^{-1}}^2} \right) \tag{10}$$

$$\leq \exp \left( -\frac{\Delta_i^2}{8 \max_{i \in \mathcal{A}_r} \|a_r(i)\|_{V_r^{-1}}^2} \right) \tag{11}$$

$$\leq \exp \left( -\frac{\Delta_i^2 \cdot m}{8 \max_{i \in \mathcal{A}_r} \|a_r(i)\|_{V_r(\pi_r)^{-1}}^2} \right) \tag{12}$$

$$= \exp \left( -\frac{m\Delta_i^2}{8d_r} \right) \tag{13}$$

$$\leq \exp \left( -\frac{m\Delta_i^2}{8 \lceil \frac{d}{2^{r-1}} \rceil} \right). \tag{14}$$

Line (9) follows from

$$\begin{cases} \hat{p}_r(1) = \langle \hat{\theta}_r, a_r(1) \rangle \\ \hat{p}_r(i) = \langle \hat{\theta}_r, a_r(i) \rangle \\ \Delta_i = \langle \theta_r^*, a_r(1) - a_r(i) \rangle = \langle \theta_r^*, a(1) - a(i) \rangle. \end{cases}$$

Line (10) follows from Proposition 1, the confidence bound for the OLS estimator.

Line (11) follows from the triangle inequality for  $\|\cdot\|_{V_r^{-1}}$  norm.

Line (12) follows from

$$\begin{aligned}
\|a_r(i)\|_{V_r^{-1}}^2 &= a_r(i)^\top V_r^{-1} a_r(i) \\
&= a_r(i)^\top \left( \sum_{j \in \mathcal{A}_{r-1}} T_r(j) a_r(j) a_r(j)^\top \right)^{-1} a_r(i) \\
&\leq a_r(i)^\top \left( \sum_{j \in \mathcal{A}_{r-1}} m \pi_r(a_r(j)) a_r(j) a_r(j)^\top \right)^{-1} a_r(i) \\
&= \frac{1}{m} a_r(i)^\top \left( \sum_{j \in \mathcal{A}_{r-1}} \pi_r(a_r(j)) a_r(j) a_r(j)^\top \right)^{-1} a_r(i) \\
&= \frac{1}{m} a_r(i)^\top V_r(\pi_r)^{-1} a_r(i) \\
&= \frac{1}{m} \|a_r(i)\|_{V_r(\pi_r)^{-1}}^2.
\end{aligned}$$

Line (13) follows from Theorem 1, the property of G-optimal design.

Line (14) follows from the fact that the dimension of the space spanned by the corresponding arm vectors of the active arm set  $\mathcal{A}_{r-1}$  is not larger than the cardinality of  $\mathcal{A}_{r-1}$ .  $\square$

Armed with Lemma 2, then we bound the error probability of single phase  $r$  in Lemma 3.

**Lemma 3.** *Assume that the best arm is not eliminated prior to phase  $r$ , i.e.,  $1 \in \mathcal{A}_{r-1}$ . Then the probability that the best arm is eliminated in phase  $r$  is bounded as*

$$\Pr[1 \notin \mathcal{A}_r \mid 1 \in \mathcal{A}_{r-1}] \leq \begin{cases} \frac{4K}{d} \exp\left(-\frac{m\Delta_{i_r}^2}{32i_r}\right) & \text{when } r = 1 \\ 3 \exp\left(-\frac{m\Delta_{i_r}^2}{32i_r}\right) & \text{when } r > 1 \end{cases}$$

where  $i_r = \lceil \frac{d}{2^{r+1}} \rceil + 1$ .

*Proof.* First, as Lemma 2, we conditioned on the specific realization of  $\mathcal{A}_{r-1}$  such that  $1 \in \mathcal{A}_{r-1}$ .

Define  $\mathcal{B}_r$  as the set of arms in  $\mathcal{A}_{r-1}$  excluding the best arm and  $\lceil \frac{d}{2^{r+1}} \rceil - 1$  suboptimal arms with the largest expected rewards. Therefore, we have  $|\mathcal{B}_r| = |\mathcal{A}_{r-1}| - \lceil \frac{d}{2^{r+1}} \rceil$  and  $\min_{i \in \mathcal{B}_r} \Delta_i \geq \Delta \lceil \frac{d}{2^{r+1}} \rceil + 1$ .

If the best arm is eliminated in phase  $r$ , then at least  $\lceil \frac{d}{2^r} \rceil - \lceil \frac{d}{2^{r+1}} \rceil + 1$  arms of  $\mathcal{B}_r$  have their estimates of the expected rewards larger than that of the best arm.



Let  $N_r$  denote the number of arms in  $\mathcal{B}_r$  whose estimates of the expected rewards larger than that of the best arm. By Lemma 2, we have

$$\begin{aligned}
\mathbb{E}[N_r] &= \sum_{i \in \mathcal{B}_r} \Pr[\hat{p}_r(1) < \hat{p}_r(i)] \\
&\leq \sum_{i \in \mathcal{B}_r} \exp\left(-\frac{m\Delta_i^2}{8\lceil \frac{d}{2^{r-1}} \rceil}\right) \\
&\leq |\mathcal{B}_r| \max_{i \in \mathcal{B}_r} \exp\left(-\frac{m\Delta_i^2}{8\lceil \frac{d}{2^{r-1}} \rceil}\right) \\
&\leq \left(|\mathcal{A}_{r-1}| - \left\lfloor \frac{d}{2^{r+1}} \right\rfloor\right) \exp\left(-\frac{m\Delta_{\lceil \frac{d}{2^{r+1}} \rceil+1}^2}{8\lceil \frac{d}{2^{r-1}} \rceil}\right) \\
&\leq \left(|\mathcal{A}_{r-1}| - \left\lfloor \frac{d}{2^{r+1}} \right\rfloor\right) \exp\left(-\frac{m\Delta_{\lceil \frac{d}{2^{r+1}} \rceil+1}^2}{32(\lceil \frac{d}{2^{r+1}} \rceil + 1)}\right).
\end{aligned}$$

Then, together with Markov's inequality, we obtain

$$\begin{aligned}
\Pr[1 \notin \mathcal{A}_r] &\leq \Pr\left[N_r \geq \left\lfloor \frac{d}{2^r} \right\rfloor - \left\lfloor \frac{d}{2^{r+1}} \right\rfloor + 1\right] \\
&\leq \frac{\mathbb{E}[N_r]}{\left\lfloor \frac{d}{2^r} \right\rfloor - \left\lfloor \frac{d}{2^{r+1}} \right\rfloor + 1} \\
&\leq \frac{|\mathcal{A}_{r-1}| - \left\lfloor \frac{d}{2^{r+1}} \right\rfloor}{\left\lfloor \frac{d}{2^r} \right\rfloor - \left\lfloor \frac{d}{2^{r+1}} \right\rfloor + 1} \exp\left(-\frac{m\Delta_{\lceil \frac{d}{2^{r+1}} \rceil+1}^2}{32(\lceil \frac{d}{2^{r+1}} \rceil + 1)}\right).
\end{aligned}$$

When  $r = 1$ , we have  $|\mathcal{A}_{r-1}| = K$ . Thus,

$$\begin{aligned}
\frac{|\mathcal{A}_{r-1}| - \left\lfloor \frac{d}{2^{r+1}} \right\rfloor}{\left\lfloor \frac{d}{2^r} \right\rfloor - \left\lfloor \frac{d}{2^{r+1}} \right\rfloor + 1} &= \frac{K - \left\lfloor \frac{d}{2^{r+1}} \right\rfloor}{\left\lfloor \frac{d}{2^r} \right\rfloor - \left\lfloor \frac{d}{2^{r+1}} \right\rfloor + 1} \\
&\leq \frac{K}{\frac{d}{2} - \frac{d}{2^2}} \\
&= \frac{4K}{d}.
\end{aligned}$$

When  $r > 1$ , we have  $|\mathcal{A}_{r-1}| = \left\lfloor \frac{d}{2^{r-1}} \right\rfloor$ . Thus,

$$\begin{aligned}
\frac{|\mathcal{A}_{r-1}| - \left\lfloor \frac{d}{2^{r+1}} \right\rfloor}{\left\lfloor \frac{d}{2^r} \right\rfloor - \left\lfloor \frac{d}{2^{r+1}} \right\rfloor + 1} &= \frac{\left\lfloor \frac{d}{2^{r-1}} \right\rfloor - \left\lfloor \frac{d}{2^{r+1}} \right\rfloor}{\left\lfloor \frac{d}{2^r} \right\rfloor - \left\lfloor \frac{d}{2^{r+1}} \right\rfloor + 1} \\
&\leq \frac{\frac{d}{2^{r-1}} + 1 - \left\lfloor \frac{d}{2^{r+1}} \right\rfloor}{\frac{d}{2^r} - \left\lfloor \frac{d}{2^{r+1}} \right\rfloor + 1} \\
&\leq \frac{3 \cdot \frac{d}{2^{r+1}} + \frac{d}{2^{r+1}} + 1 - \left\lfloor \frac{d}{2^{r+1}} \right\rfloor}{\frac{d}{2^{r+1}} + \frac{d}{2^{r+1}} + 1 - \left\lfloor \frac{d}{2^{r+1}} \right\rfloor} \\
&\leq 3
\end{aligned}$$

where the last inequality results from the fact that for any  $x, y > 0$ ,  $\frac{3x+y}{x+y} \leq 3$ .

Therefore, for this specific realization of  $\mathcal{A}_{r-1}$  satisfying  $1 \in \mathcal{A}_{r-1}$ ,

$$\Pr[1 \notin \mathcal{A}_r] \leq \begin{cases} \frac{4K}{d} \exp\left(-\frac{m\Delta_{i_r}^2}{32i_r}\right) & \text{when } r = 1 \\ 3 \exp\left(-\frac{m\Delta_{i_r}^2}{32i_r}\right) & \text{when } r > 1 \end{cases}$$

where  $i_r = \lceil \frac{d}{2^{r+1}} \rceil + 1$ .

Eventually, by the law of total probability, the error probability of phase  $r$  conditioned on  $1 \in \mathcal{A}_{r-1}$  can be bounded as

$$\Pr[1 \notin \mathcal{A}_r \mid 1 \in \mathcal{A}_{r-1}] \leq \begin{cases} \frac{4K}{d} \exp\left(-\frac{m\Delta_{i_r}^2}{32i_r}\right) & \text{when } r = 1 \\ 3 \exp\left(-\frac{m\Delta_{i_r}^2}{32i_r}\right) & \text{when } r > 1. \end{cases}$$

□

Now we return to the proof of Theorem 2.

*Proof of Theorem 2.* By applying Lemma 1 and Lemma 3, we have

$$\begin{aligned} \Pr[i_{\text{out}} \neq 1] &= \Pr[1 \notin \mathcal{A}_{\lceil \log_2 d \rceil}] \\ &\leq \sum_{r=1}^{\lceil \log_2 d \rceil} \Pr[1 \notin \mathcal{A}_r \mid 1 \in \mathcal{A}_{r-1}] \\ &\leq \frac{4K}{d} \exp\left(-\frac{m\Delta_{i_1}^2}{32i_1}\right) + \sum_{r=2}^{\lceil \log_2 d \rceil} 3 \exp\left(-\frac{m\Delta_{i_r}^2}{32i_r}\right) \\ &\leq \left(\frac{4K}{d} + 3(\lceil \log_2 d \rceil - 1)\right) \exp\left(-\frac{m}{32} \cdot \frac{1}{\max_{2 \leq i \leq d} \frac{i}{\Delta_i^2}}\right) \\ &< \left(\frac{4K}{d} + 3 \log_2 d\right) \exp\left(-\frac{m}{32H_{2,\text{lin}}}\right) \end{aligned}$$

where  $H_{2,\text{lin}}$  is defined as

$$H_{2,\text{lin}} = \max_{2 \leq i \leq d} \frac{i}{\Delta_i^2}.$$

□

## C On the detailed comparisons to (fixed-budget) Peace [16]

In this Appendix, we show the detailed derivation of our comparisons to the fixed-budget version of Peace [16].

In the fixed-budget setting, Theorem 6 in [16] shows the error probability of Peace is upper bounded by

$$2^{\lceil \log(\gamma(\mathcal{Z})) \rceil} \exp\left(-\frac{T}{c(\rho^* + \gamma^*) \log(\gamma(\mathcal{Z}))}\right)$$

with a constant  $c$ .  $\rho^*$ ,  $\gamma^*$  and  $\gamma(\mathcal{Z})$  are defined therein and replicated below with the notations of this paper for the sake of clarity and completeness. For comparison to our bound in Theorem 2, we only focus on the exponential term with respect to time budget  $T$  (i.e., we ignore the pre-exponential term  $2^{\lceil \log(\gamma(\mathcal{Z})) \rceil}$ ). We assume that  $T$  is large so the exponential term dominates the exponential decay rate of the bound on the error probability.

Then we consider the special case of standard multi-armed bandits with  $d = K$  (as discussed in Remark 3) and all optimality gaps equal to the smallest one  $\Delta_1$ . For the term  $\rho^*$ , we have

$$\rho^* = \min_{\pi} \rho^*(\pi)$$

where

$$\begin{aligned} \rho^*(\pi) &= \max_{i \in \mathcal{A} \setminus \{1\}} \frac{\|a(1) - a(i)\|_{V(\pi)^{-1}}^2}{\Delta_1^2} \\ &= \frac{1}{\Delta_1^2} \max_{i \in \mathcal{A} \setminus \{1\}} \left( \frac{1}{\pi(a(1))} + \frac{1}{\pi(a(i))} \right) \\ &= \frac{1}{\Delta_1^2} \left( \frac{1}{\pi(a(1))} + \max_{i \in \mathcal{A} \setminus \{1\}} \frac{1}{\pi(a(i))} \right). \end{aligned}$$

Thus it is straightforward to see that

$$\begin{aligned}\rho^* &= \min_{\pi} \frac{1}{\Delta_1^2} \left( \frac{1}{\pi(a(1))} + \max_{i \in \mathcal{A} \setminus \{1\}} \frac{1}{\pi(a(i))} \right) \\ &= \Delta_1^{-2} (d + 2\sqrt{d-1}) \\ &= \Theta(\Delta_1^{-2} \cdot d),\end{aligned}$$

where the minimum is attained at the distribution  $\pi^* = \frac{1}{1+\sqrt{d-1}} \left( 1, \frac{1}{\sqrt{d-1}}, \dots, \frac{1}{\sqrt{d-1}} \right)$ .

For the term  $\gamma^*$ , we have

$$\gamma^* = \min_{\pi} \gamma^*(\pi) \tag{15}$$

where

$$\begin{aligned}\gamma^*(\pi) &= \left( \mathbb{E}_{\eta \sim \mathcal{N}(0, I)} \left[ \max_{i \in \mathcal{A} \setminus \{1\}} \frac{(a(1) - a(i))^\top V(\pi)^{-1/2} \eta}{\Delta_1} \right] \right)^2 \\ &= \frac{1}{\Delta_1^2} \left( \mathbb{E}_{\eta \sim \mathcal{N}(0, I)} \left[ \max_{i \in \mathcal{A} \setminus \{1\}} \frac{\eta_1}{\sqrt{\pi(a(1))}} - \frac{\eta_i}{\sqrt{\pi(a(i))}} \right] \right)^2 \\ &= \frac{1}{\Delta_1^2} \left( \mathbb{E}_{\eta \sim \mathcal{N}(0, I)} \left[ \max_{i \in \mathcal{A} \setminus \{1\}} \frac{\eta_i}{\sqrt{\pi(a(i))}} \right] \right)^2.\end{aligned}$$

Recall that  $\eta_1, \eta_2, \dots, \eta_d$  are independent and identically distributed. By symmetry, the solution  $\pi^*$  to the optimization problem (15) must be symmetric/equal for  $i \in \mathcal{A} \setminus \{1\}$ , i.e.,  $\pi^*(a(2)) = \dots = \pi^*(a(d))$ . In addition, it is clear that  $\pi^*(1) = 0$  (to minimize the expectation). Hence,  $\pi^*(a(2)) = \dots = \pi^*(a(d)) = 1/(d-1)$ . Using the fact that the expectation of the maximum of  $d-1$  independent standard Gaussian random variables is  $\Theta(\sqrt{\log(d-1)})$ , we conclude that  $\gamma^* = \Theta(\Delta_1^{-2} \cdot d \log d)$ .

Finally, for the term  $\gamma(\mathcal{Z})$ , since

$$\max_{i, j \in \mathcal{A}} (a(i) - a(j))^\top V(\pi)^{-1/2} \eta \geq \max_{i \in \mathcal{A} \setminus \{1\}} (a(1) - a(i))^\top V(\pi)^{-1/2} \eta$$

and both

$$\mathbb{E}_{\eta \sim \mathcal{N}(0, I)} \left[ \max_{i, j \in \mathcal{A}} (a(i) - a(j))^\top V(\pi)^{-1/2} \eta \right]$$

and

$$\mathbb{E}_{\eta \sim \mathcal{N}(0, I)} \left[ \max_{i \in \mathcal{A} \setminus \{1\}} (a(1) - a(i))^\top V(\pi)^{-1/2} \eta \right]$$

are nonnegative, we have

$$\begin{aligned}\gamma(\mathcal{Z}) &= \min_{\pi} \left( \mathbb{E}_{\eta \sim \mathcal{N}(0, I)} \left[ \max_{i, j \in \mathcal{A}} (a(i) - a(j))^\top V(\pi)^{-1/2} \eta \right] \right)^2 \\ &\geq \min_{\pi} \left( \mathbb{E}_{\eta \sim \mathcal{N}(0, I)} \left[ \max_{i \in \mathcal{A} \setminus \{1\}} (a(1) - a(i))^\top V(\pi)^{-1/2} \eta \right] \right)^2 \\ &= \Delta_1^2 \gamma^*\end{aligned}$$

which shows  $\log(\gamma(\mathcal{Z})) = \Omega(\log d)$ . As noted in Katz-Samuels et al. [16] (see lines after Theorem 6 therein),  $\log(\gamma(\mathcal{Z})) = O(\log d)$  in linear bandits. Therefore, it holds that  $\log(\gamma(\mathcal{Z})) = \Theta(\log d)$ .

Altogether, in this special case of standard ( $K$ -armed) multi-armed bandits, the upper bound on the error probability of Peace [16] writes

$$\text{Peace} \leq \exp \left( -\Omega \left( \frac{T \Delta_1^2}{d \log^2 d} \right) \right)$$

(focusing only on the exponential term) while our upper bound on the error probability (in Theorem 2) reduces to

$$\text{OD-LinBAI} \leq \exp \left( -\Omega \left( \frac{T \Delta_1^2}{d \log d} \right) \right),$$

(again focusing only on the exponential term) which clearly shows Peace is not minimax optimal in the fixed-budget setting. Peace is off by a multiplicative factor of  $\log d$  in the denominator in the exponent. We note that the term  $\gamma^*$  in (15) (and not  $\rho^*$ ) causes the overall bound of Peace to be suboptimal in the minimax sense.

## D Proof of Theorem 3

The proof of Theorem 3 is built on the connection between linear bandits and standard multi-armed bandits [10]. Therefore, we first introduce the setting of best arm identification in standard multi-armed bandits.

In a standard multi-armed bandit instance  $\tilde{\nu}$ , the agent is given an arm set  $\mathcal{A} = [K]$ . Each arm  $i \in \mathcal{A}$  is associated with a reward distribution  $P_i$  supported in  $[0, 1]$ , which is unknown to the agent. At each time  $t$ , the agent chooses an arm  $A_t$  from the arm set  $\mathcal{A}$  and then observes a stochastic reward  $X_t \in [0, 1]$  drawn from  $P_{A_t}$ .

In the fixed-budget setting, given a time budget  $T \in \mathbb{N}$ , the agent also aims at maximizing the probability of identifying the best arm with no more than  $T$  arm pulls. More formally, the agent uses an *online* algorithm  $\tilde{\Pi}$  to decide the arm  $A_t^{\tilde{\Pi}}$  to pull at each time step  $t$ , and the arm  $i_{\text{out}}^{\tilde{\Pi}} \in \mathcal{A}$  to output as the identified best arm by time  $T$ .

As in linear bandits, we assume that the expected rewards of the arms are in descending order and the best arm is unique. Let  $\tilde{\mathcal{E}}$  denote the set of all the standard multi-armed bandit instances defined above. For any arm  $i \in \mathcal{A}$ , let  $p(i)$  denote the expected reward under  $P_i$ . Similarly, for any suboptimal arm  $i$ , we denote  $\Delta_i = p(1) - p(i)$  as the optimality gap. For ease of notation, we also set  $\Delta_1 = \Delta_2$ .

Moreover, the two hardness quantities  $H_1$  and  $H_2$  are also applicable to standard multi-armed bandits. For any standard multi-armed bandit instance  $\tilde{\nu} \in \tilde{\mathcal{E}}$ , we denote the hardness quantity  $H_1$  of  $\tilde{\nu}$  as  $H_1(\tilde{\nu})$ . In addition, let  $\tilde{\mathcal{E}}(h)$  denote the set of standard multi-armed bandit instances in  $\tilde{\mathcal{E}}$  whose  $H_1$  is bounded by  $h$  ( $h > 0$ ), i.e.,  $\tilde{\mathcal{E}}(h) = \{\tilde{\nu} \in \tilde{\mathcal{E}} : H_1(\tilde{\nu}) \leq h\}$ .

A minimax lower bound for the problem of best arm identification in standard multi-armed bandits in the fixed-budget setting is provided in Theorem 6.

**Theorem 6** (Adapted from [10, Theorem 1]). *If  $T \geq h^2 \log(6TK)/900$ , then*

$$\min_{\tilde{\Pi}} \max_{\tilde{\nu} \in \tilde{\mathcal{E}}(h)} \Pr \left[ i_{\text{out}}^{\tilde{\Pi}} \neq 1 \right] \geq \frac{1}{6} \exp \left( -\frac{240T}{h} \right).$$

Further if  $h \geq 15K^2$ , then

$$\min_{\tilde{\Pi}} \max_{\tilde{\nu} \in \tilde{\mathcal{E}}(h)} \left( \Pr \left[ i_{\text{out}}^{\tilde{\Pi}} \neq 1 \right] \cdot \exp \left( \frac{2700T}{H_1(\tilde{\nu}) \log_2 K} \right) \right) \geq \frac{1}{6}.$$

The differences between the constants of Theorem 6 and those of Carpentier and Locatelli [10] come from the slight difference in the definitions of  $H_1$ . In particular, as in [27, 7], we define  $H_1$  as  $\sum_{1 \leq i \leq K} \Delta_i^{-2}$  instead of  $\sum_{2 \leq i \leq K} \Delta_i^{-2}$ .

Now we return to the proof of Theorem 3.

*Proof of Theorem 3.* The idea of the proof is to reduce the linear bandit problem to the standard multi-armed bandit problem.

We construct a special linear bandit instance  $\nu$  as follows. Recall that we assume the entire set of original arm vectors  $\{a(1), a(2), \dots, a(K)\}$  span  $\mathbb{R}^d$ , so it holds that  $K \geq d$ . For any arm  $i \in \{1, 2, \dots, d\}$ , the corresponding arm vector is chosen to be  $e_i$ , the  $i^{\text{th}}$  standard basis of  $\mathbb{R}^d$ . It follows that  $\theta^* = [p(1), p(2), \dots, p(d)]^\top \in \mathbb{R}^d$ . For all the remaining arms  $i \in \{d+1, d+2, \dots, K\}$ , the corresponding arm vector  $a(i)$  is chosen to be zero vector, i.e. a vector with all entries equal to 0. Furthermore, we require the expected rewards of all the arms to be nonnegative. That is to say,  $p(i) \geq 0$  for all  $i \in [K]$  and in particular  $p(i) = 0$  for all  $i \in \{d+1, d+2, \dots, K\}$ .

If the agent is given the above extra information that the expected rewards of all the arms are nonnegative (which can only help the agent improve the identification probability), then the agent knows

immediately that the best arm must be among the arms  $\{1, 2, \dots, d\}$  since  $p(1), p(2), \dots, p(K) \geq 0$ . In addition, pulling the remaining arms cannot provide any useful information since the corresponding arm vectors are vectors of all zeros. Thus, the best strategy that the agent can follow is to only pull the first  $d$  arms. Consequently, this linear bandit instance  $\nu$  is reduced to a standard bandit instance  $\tilde{\nu}$  with  $d$  independent arms.

Therefore, Theorem 6 gives a minimax lower bound on the probability of misidentifying the best arm in the standard bandit instance  $\tilde{\nu}$ , due to the fact that any bounded random variable on  $[0, 1]$  is 1-subgaussian. Also, following the above construction, it holds that

$$H_{1,\text{lin}}(\nu) = H_1(\tilde{\nu}).$$

Notice that the agent cannot do better in the absence of the extra information in the linear bandit instance  $\nu$ . The minimax lower bound derived from Theorem 6 is also a minimax lower bound for the problem of best arm identification in linear bandits in the fixed-budget setting.  $\square$

## E Additional implementation details and numerical results

### E.1 Additional implementation details

**OD-LinBAI.** In each phase, we compute an  $\epsilon$ -approximate G-optimal design, where  $\epsilon = 10^{-7}$ . As noted in Appendix A, this causes minimal impact on performance. Moreover, we follow the Wolfe–Atwood Algorithm with the Kumar–Yildirim start introduced in Todd [43].

**Sequential Halving.** In any linear bandit instance, we treat the  $K$  arms as being independent and then apply Sequential Halving [9].

**BayesGap.** For unknown parameter vector  $\theta^*$ , we use an uninformative prior with  $\eta = 10^6$ , a very large variance, for a fair comparison. In fact, through extensive tests, we notice that this parameter has limited influence on the performance. With respect to the parameter  $\epsilon$  that controls the tolerance of output, although it suffices to set  $\epsilon$  to be the minimum optimality gap  $\Delta_1$  theoretically, we follow the setting of Hoffman et al. [13], i.e.,  $\epsilon = 0$ .

- BayesGap-Oracle: We directly give the algorithm exact information of the required hardness quantity  $H_1$ .
- BayesGap-Adaptive: Following Hoffman et al. [13], we estimate the required hardness quantity by the three-sigma rule at the beginning of each time step.

**Peace and LinearExploration.** We give an advantage to these two methods by ignoring the rounding issue and allowing fractional arm pulls, which leads to better performance. For the computation of the  $\mathcal{X}\mathcal{Y}$ -allocation, we follow the Frank–Wolfe heuristic algorithm in Fiez et al. [31].

**GSE.** For the computation of the G-optimal design, we use the same method as OD-LinBAI.

### E.2 Synthetic dataset 2: random arm vectors

In this experiment, the  $K$  arm vectors are uniformly sampled from the unit  $d$ -dimensional sphere  $\mathbb{S}^{d-1}$ . Without loss of generality, we assume that  $a(1), a(2)$  are the two closest arm vectors and then set  $\theta^* = a(1) + 0.01(a(1) - a(2))$ . Thus the best arm is arm 1 while the second best arm is arm 2. We also assume that the additive random noise follows the standard Gaussian distribution  $\mathcal{N}(0, 1)$ . Different from previous works [12, 30–32], we set the number of arms to be  $K = c^d$  for different integers  $c$ . According to Cai et al. [44, Theorem 8], the minimum optimality gap  $\Delta_1$  converges in probability to a positive number as  $d$  tends to infinity so that the random linear bandit instances which we perform our experiments on are neither too hard nor too easy.

Figure 3 shows the error probabilities of the 7 different algorithms for this dataset with  $c = 2$  or 3 when the time budget  $T = 2K$ . In most situations, OD-LinBAI outperforms the other algorithms.

It is shown in Figure 3 that BayesGap-Oracle does not outperform its adaptive version BayesGap-Adaptive and sometimes it even performs worse than Sequential Halving. This is partly because

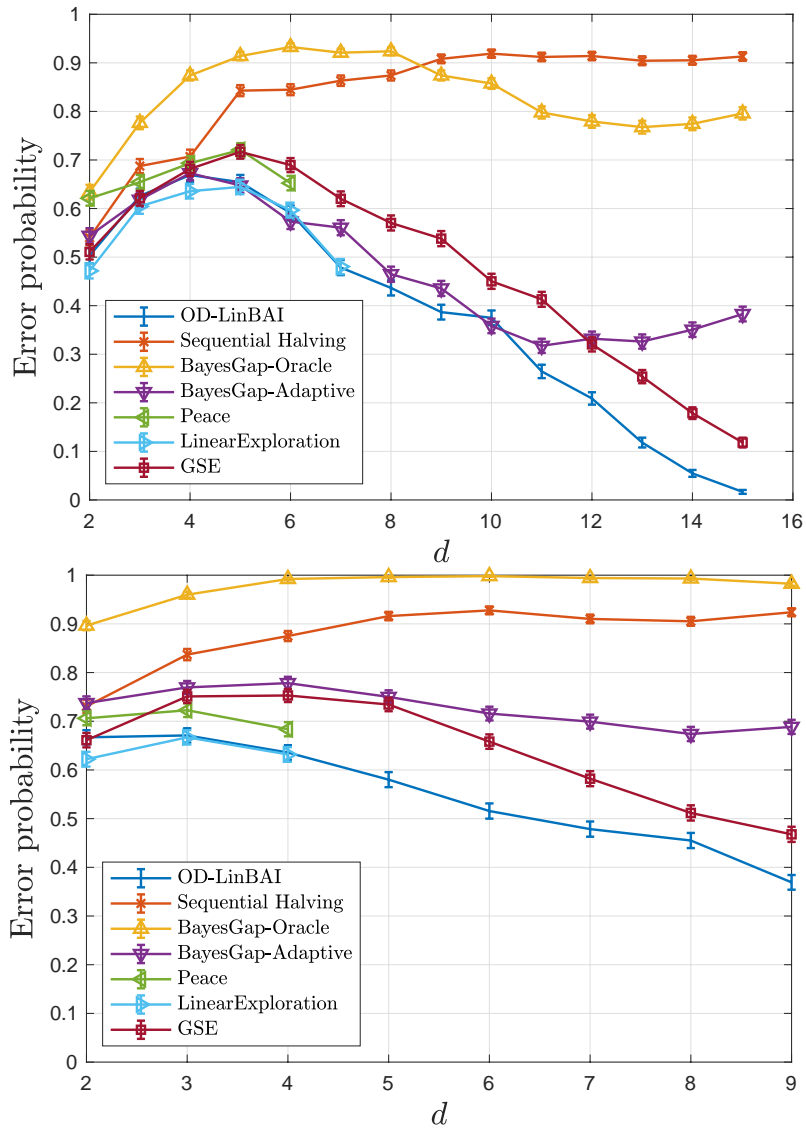


Figure 3: Error probabilities for different  $d$  with  $c = 2$  at the top and  $c = 3$  at the bottom.

Table 2: The empirical means of  $\Delta_1$ ,  $H_1$ ,  $H_2$ ,  $H_{1,\text{lin}}$  and  $H_{2,\text{lin}}$  for different  $d$  with  $c = 2$ .

$d$	$\Delta_1$	$H_1$	$H_2$	$H_{1,\text{lin}}$	$H_{2,\text{lin}}$
2	1.040E-01	2.054E+09	2.054E+09	2.054E+09	2.054E+09
3	6.395E-02	2.498E+05	2.496E+05	2.498E+05	2.496E+05
4	4.751E-02	4.676E+04	4.666E+04	4.674E+04	4.666E+04
5	4.632E-02	5.305E+03	5.180E+03	5.264E+03	5.180E+03
6	4.360E-02	3.152E+03	2.968E+03	3.066E+03	2.968E+03
7	4.107E-02	2.427E+03	2.134E+03	2.246E+03	2.134E+03
8	3.998E-02	2.994E+03	2.490E+03	2.623E+03	2.490E+03
9	3.888E-02	2.730E+03	1.841E+03	1.988E+03	1.841E+03
10	3.848E-02	3.390E+03	1.757E+03	1.926E+03	1.757E+03
11	3.763E-02	4.809E+03	1.787E+03	1.932E+03	1.741E+03
12	3.696E-02	7.660E+03	2.453E+03	2.022E+03	1.804E+03
13	3.687E-02	1.295E+04	4.354E+03	1.924E+03	1.682E+03
14	3.657E-02	2.358E+04	8.747E+03	1.982E+03	1.708E+03
15	3.622E-02	4.434E+04	1.764E+04	2.006E+03	1.703E+03

Table 3: The empirical means of  $\Delta_1$ ,  $H_1$ ,  $H_2$ ,  $H_{1,\text{lin}}$  and  $H_{2,\text{lin}}$  for different  $d$  with  $c = 3$ .

$d$	$\Delta_1$	$H_1$	$H_2$	$H_{1,\text{lin}}$	$H_{2,\text{lin}}$
2	4.896E-03	6.360E+14	6.360E+14	6.360E+14	6.360E+14
3	5.584E-03	3.767E+08	3.767E+08	3.767E+08	3.767E+08
4	5.655E-03	2.814E+06	2.812E+06	2.813E+06	2.812E+06
5	5.898E-03	3.030E+05	3.012E+05	3.023E+05	3.012E+05
6	6.070E-03	1.326E+05	1.299E+05	1.309E+05	1.299E+05
7	6.224E-03	1.128E+05	1.074E+05	1.083E+05	1.074E+05
8	6.177E-03	9.752E+04	8.441E+04	8.534E+04	8.441E+04
9	6.182E-03	1.096E+05	7.520E+04	7.621E+04	7.520E+04

BayesGap-Oracle might be too conservative to converge when  $T = 2K$ . It is noted that in UGapEb [8], from which BayesGap is adapted, the exploration parameter that controls how much exploration the algorithm does is tuned even if the required hardness quantity is known to the agent. Nevertheless, our algorithm OD-LinBAI is fully parameter-free.

The empirical means of  $\Delta_1$ ,  $H_1$ ,  $H_2$ ,  $H_{1,\text{lin}}$  and  $H_{2,\text{lin}}$  for different  $d$  with  $c = 2$  or 3 are reported in Table 2 and Table 3 respectively while the empirical means of the CPU runtimes<sup>6</sup> for different algorithms are listed in Table 4 and Table 5. The empty cells denote algorithms and instances whose complexities are too large such that their runtimes are impractical. From these tables, we have the following observations:

- (i) With the increase in the dimension of the linear bandit instances, the empirical means of the minimum optimality gap  $\Delta_1$  vary a little. However, for OD-LinBAI, the linear bandit instances become easier since the time budgets grow exponentially.
- (ii) Different from synthetic dataset 1, the values of the four hardness quantities  $H_1$ ,  $H_2$ ,  $H_{1,\text{lin}}$  and  $H_{2,\text{lin}}$  in synthetic dataset 2 are close. This is because they are dominated by several smallest optimality gaps.
- (iii) OD-LinBAI shows great superiority in terms of CPU runtimes with the increase in  $d$ , and hence is computationally efficient compared to other methods. In particular, BayesGap is computationally intractable for synthetic dataset 2 with large  $d$ , due to the time-consuming matrix inverse updates at each time step. For large  $d$ , Peace and LinearExploration are also intractable with a reasonable computing resource, due to the time-consuming computation

<sup>6</sup>All our experiments are implemented in MATLAB and parallelized on an Intel(R) Core(TM) i7-4790 CPU @ 3.60GHz.

Table 4: The empirical means of the CPU runtimes for different algorithms for different  $d$  with  $c = 2$ .

CPU runtimes (secs)							
$d$	OD-LinBAI	Sequential Halving	BayesGap-Oracle	BayesGap-Adaptive	Peace	LinearExploration	GSE
2	0.003	<0.001	<0.001	<0.001	0.005	0.003	0.004
3	0.006	<0.001	0.001	0.001	0.052	0.015	0.006
4	0.007	<0.001	0.001	0.001	0.664	0.129	0.022
5	0.015	<0.001	0.002	0.003	9.199	1.006	0.083
6	0.015	<0.001	0.006	0.007	145.707	8.527	0.153
7	0.009	<0.001	0.017	0.022	-	70.72	0.222
8	0.008	<0.001	0.059	0.074	-	-	0.397
9	0.011	<0.001	0.206	0.245	-	-	0.378
10	0.015	<0.001	0.801	0.916	-	-	0.504
11	0.028	0.001	3.168	3.729	-	-	0.542
12	0.067	0.001	12.992	14.163	-	-	1.119
13	0.102	0.002	49.538	54.417	-	-	2.428
14	0.222	0.004	197.938	216.541	-	-	6.538
15	0.413	0.008	895.692	968.930	-	-	30.690

Table 5: The empirical means of the CPU runtimes for different algorithms for different  $d$  with  $c = 3$

CPU runtimes (secs)							
$d$	OD-LinBAI	Sequential Halving	BayesGap-Oracle	BayesGap-Adaptive	Peace	LinearExploration	GSE
2	0.003	<0.001	0.001	0.001	0.068	0.020	0.011
3	0.004	<0.001	0.002	0.002	3.982	0.519	0.022
4	0.004	<0.001	0.007	0.010	311.854	15.078	0.030
5	0.005	<0.001	0.049	0.065	-	-	0.196
6	0.007	<0.001	0.375	0.484	-	-	0.135
7	0.012	0.001	2.996	3.488	-	-	0.310
8	0.037	0.001	28.768	31.679	-	-	1.164
9	0.107	0.005	247.645	280.018	-	-	7.707

of the  $\mathcal{X}\mathcal{Y}$ -allocation via the Frank–Wolfe algorithm heuristic algorithm in Fiez et al. [31] (see Appendix E.1). However, the  $\mathcal{X}\mathcal{Y}$ -allocation does result in slightly better empirical performance as shown in the error probabilities of LinearExploration for small  $d$ .

### E.3 Real-world dataset: Abalone dataset

We conduct an experiment on the Abalone dataset [45], which includes 4177 groups of 8 attributes (such as sex, length, diameter, etc.) of the abalone as well as its target variable which is the abalone’s age. The age of each abalone is usually hard to determine so it is tempting to predict the age using the 8 attributes from physical measurements. To adapt the dataset into a linear bandit problem, we first use the whole dataset to calculate the linear regression coefficient vector  $\theta^* \in \mathbb{R}^9$  and then form a set of arm vectors by the attributes of 400 abalones with the largest true ages. Therefore, in this real-world dataset, it holds that  $d = 9$  and  $K = 400$ . We assume that the additive random noise follows a Gaussian distribution  $\mathcal{N}(0, 10^2)$ . The experimental results of the 5 different algorithms<sup>7</sup> are shown in Figure 4.

From Figure 4, we see that OD-LinBAI outperforms the other competitors for all time horizons  $T$ .

<sup>7</sup>For large  $d$  and  $K$ , the computation of the arm allocation rules in Peace and LinearExploration is intractable with a reasonable computing resource. See Appendix E.2.



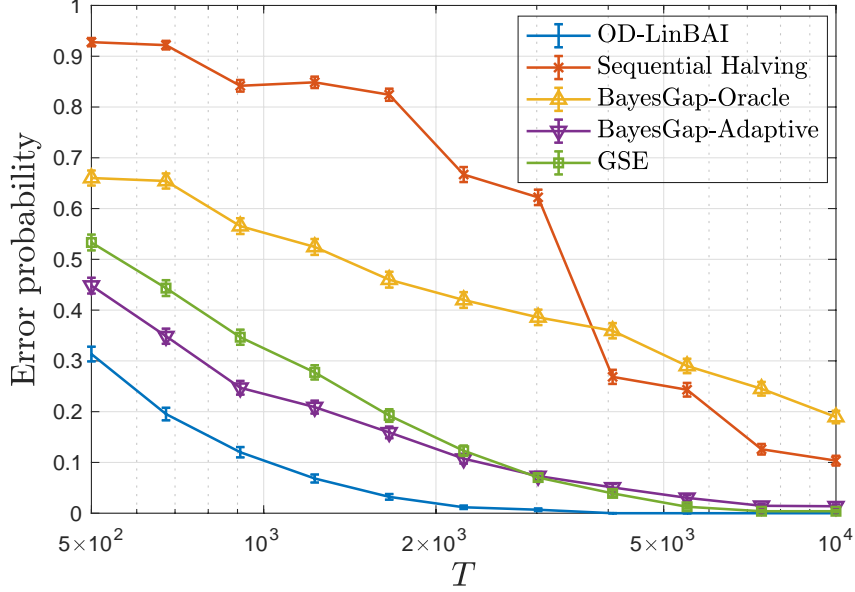


Figure 4: Error probabilities for different time budgets  $T$ .

#### E.4 Comparisons to LT&S

Lazy Track-and-Stop (LT&S) was proposed by Jedra and Proutiere [33] for the problem of best arm identification in linear bandits in the fixed-confidence setting, which also achieves asymptotic optimality. It is interesting to empirically investigate the fundamental difference between the fixed-confidence setting and the fixed-budget setting. We run some experiments to assess the performance of LT&S. The experiments are based on synthetic dataset 1, which was also considered in Jedra and Proutiere [33]. Besides, in this synthetic dataset, OD-LinBAI is clearly superior to other existing methods for the fixed-budget setting (e.g., BayesGap, Peace, LinearExploration and GSE); see Section 5.1. To adapt LT&S to the fixed-budget setting, we omit the stopping rule, and retain the sampling rule as well as the decision rule. Besides, we consider the no averaging version of LT&S, which demonstrates better empirical performance. The error probabilities (averaged over 8192 independent trials) for various  $K$  and  $T$  are reported in Table 6.

OD-LinBAI outperforms LT&S when  $T$  is small and is inferior to LT&S when  $T$  is large enough.<sup>8</sup> The results are consistent with what we expect based on the sampling rule of LT&S since it may perform sub-optimally when the number of time steps  $T$  is small but LT&S is guaranteed to converge to the optimal rule as  $T$  tends to infinity. However, it remains open as to whether this greedy method is close-to-optimal in the fixed-budget setting. In contrast, OD-LinBAI is minimax optimal in the fixed-budget regime; see Section 4.3. Thus, these two algorithms work well in different regimes.

<sup>8</sup>This phenomenon is not observed when  $K = 50$  since  $T = 300$  is not large enough for this observation to be made. However, we note that even with 8192 independent trials, this is not sufficient to estimate the minimal error probabilities with high enough statistical confidence.

Table 6: Error probabilities for various  $K$  and  $T$ .

$T$ ( $K = 10$ )	5	10	25	50	100	200
OD-LinBAI	0.3585	0.2563	0.1338	0.0610	0.0126	0.0007
LT&S	0.3700	0.2629	0.1211	0.0469	0.0085	0.0004

$T$ ( $K = 25$ )	5	10	25	50	100	200
OD-LinBAI	0.3640	0.2716	0.1525	0.0725	0.0197	0.0023
LT&S	0.4071	0.2722	0.1461	0.0676	0.0178	0.0012

$T$ ( $K = 35$ )	10	25	50	100	200	300
OD-LinBAI	0.2777	0.1615	0.0719	0.0204	0.0020	0.0005
LT&S	0.2883	0.1581	0.0823	0.0245	0.0027	0.0002

$T$ ( $K = 50$ )	10	25	50	100	200	300
OD-LinBAI	0.2861	0.1617	0.0778	0.0232	0.0023	0.0005
LT&S	0.2894	0.1731	0.0924	0.0317	0.0045	0.0010