

World War III Analysis using Signed Social Networks.

Ranjana Roy Chowdhury¹ and Shivam Gupta¹ and Sravanthi Chede¹

Abstract—In the recent period of time with a lot of social platforms emerging, the relationships among various units can be framed with respect to either positive, negative or no relation. These units can be individuals, countries or others that form the basic structural component of a signed network. These signed networks picture a dynamic characteristic of the graph so formed allowing only few combinations of signs that brings the structural balance theorem in picture. Structural balance theory affirms that signed social networks tend to be organized so as to avoid conflictual situations, corresponding to cycles of unstable relations. The aim of structural balance in networks is to find proper partitions of nodes that guarantee equilibrium in the system allowing only few combination triangles with signed edges to be permitted in graph. Most of the works in this field of networking have either explained the importance of signed graph or have applied the balance theorem and tried to solve problems. Following the recent time trends with each nation emerging to be superior and competing to be the best, the probable doubt of happening of WW-III(World War-III) comes into every individuals mind. Nevertheless, our paper aims at answering some of the interesting questions on World War-III. In this project we have worked with the creation of a signed graph picturing the World War-III participating countries as nodes and have predicted the best possible coalition of countries that will be formed during war. Also, we have visually depicted the number of communities that will be formed in this war and the participating countries in each communities. Our paper involves extensive analysis on the various parameters influencing the above predictions and also creation of a new data-set of World War -III that contains the pairwise relationship data of countries with various parameters influencing prediction. This paper also validates and analyses the predicted result.

I. INTRODUCTION

Social networking allows like-minded individuals to be in touch with each other using websites and web-based applications. Facebook, MySpace, Twitter, and LinkedIn are examples of social networking sites. Online social media serves as a platform to show these relationships, whether friendly or unfriendly, like or dislike, agreement or disension, trust or distrust. These types of interactions lead to the emergence of Signed Social Networks (SSNs)[1] where positive sign represents friend, like, trust, agreement and negative sign represents foe, dislike, distrust and disagreement. The richness of SSNs consists of a mixture of both positive and negative interactions, co-existing in a single structure.

The main motive in SSNs is to examine the interplay between positive and negative links in social media as

well as to have a network or network partitions that look at global balance rather than local balance. Balance here refers to fact that certain configurations of positive and negative edges will be favored and others are disfavored. Such situation give rise to the application of 'Structural Balance Theory' which considers the possible ways in which triangles between individuals can be signed and posits that the network alters over time toward particular structural forms [2]. It means that only a certain combination of signs in the edges of a triangle permutation depicting relationships will be allowed. Fig 1.a and Fig 1.b depicts the balance as well as unbalanced combination of triangles taken in a SSNs. The aim of network structural balance theorem is to find proper partitions of nodes that guarantee equilibrium in the SSNs.

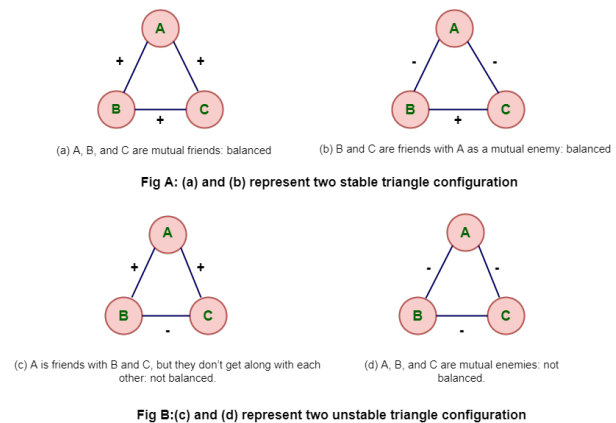


Fig. 1. Figure representing structural balance in triangles

Thus it has been always a tremendous area of interest for researchers to predict the outcome of events that are modelled using SSNs. Among many challenging and interesting problems, one of the most inquisitive questions that strikes into each of us is that, will there be another war within few forthcoming years?

Considering the present situation where the temperament of each country lies in boosting its power and efficiency, it reigns in the parliamentary constitution of each country to be independent in terms of all factors that makes the country stable as well as emerge as a renowned nation overall. But, due to some unfavourable circumstances some of the powerful countries of this world reigns to overpower others and establish its superiority in a rather non-friendly manner. Also, there are still few countries who are colonies of powerful countries that wish to be independent. Today

*All authors contributed equally and arranged alphabetically.

¹Ph.D. Research Scholar, Department of Computer Science and Engineering, Indian Institute of Technology (IIT), Ropar, Rupnagar, Punjab, India
Correspondence at shivam.20csz0004@iitrpr.ac.in

all nations are in a rat-race to acquire more power and leadership. To achieve this every nation is trying to control the resources of other nations. Also, gaining control is not sufficient as each nation needs to ensure its own survival as well. The race for power often leads to fights between two nations (namely superpowers). These fights can turn violent and get interlinked with other nations. Thus finally resulting in a world war between nations in order to gain power. The shift in balance of power and its related study has always attracted researchers from across the globe. A significant effort has been made to study international relations and bonds between nations. The relationships between nations form a complex system. One can use network models to get an abstract representation of such systems. The relationship among nations can either be negative (conflicting) tie or positive (harmonious) tie.

These conditions often heat up the beam and will eventually lead to knocking up of the upcoming World War-III. Now, few interesting questions that come to mind when we think of World War-III are

- Will the World War-III take place?
- If yes, which countries will be participating in this War?
- **Most Fascinating:** Which countries will be in favour and which will be against each other(inter and intra communities formed in war)?

Contributions: In this paper we have proposed an SSN for bilateral/international relations. The edges in the network represent the relationship between nodes. Each edge has been assigned a value as score weight. These weights measure the strength of harmony or conflict (disagreement). The signed network model helps in finding groups (coalitions) that will be involved in WWII (World War III). The groups formed will have both less intra-group conflicting ties and less inter-group harmonious ties. To map both positive and negative relationships, a data-set of all countries in the world has been gathered and released publicly by us. The dataset is formed by putting together various aspects that define relationships between countries such as Import and Export of goods, Border restrictions, Religious conflicts, previous wars and so on. These are discussed under **Dataset Collection and Experiments**. The **Results** Section covers the data-set analysis and prediction of coalitions between countries fighting with each other.

II. RELATED WORKS

An ample amount of ideas as well as work have been proposed using the various concepts and theorems in signed networks [3] for the exposure of fruitful observations to the field of social computing. The balance theorem being the heart principle for solving discrepancies in signed networks [4], [5], [2] has a lot of literature works and has been proposed in various forms to solve different challenging problems in social networks. One such work been [6] where the conflicting groups in a signed networks are discovered by involving a novel formulation in which each conflicting

group is naturally characterized by the solution to the maximum discrete Rayleigh's quotient (MAX-DRQ) problem. The approach described in [6] relies on interpreting the problem objective in terms of the Laplacian of a complete graph, characterizing the spectral properties of this matrix, and deriving a novel formulation in which each conflicting group is characterized by the solution to the maximum discrete Rayleigh quotient problem. Sometimes, balancing the whole network is not trivial for it can be better if one partitions [7] the graph and than balance, one such idea has been implemented in [8] where instead of viewing these unbalanced situations in signed networks as violations of structural balance, they can be seen as belonging to other relevant processes as call mediation, differential popularity and internal subgroup hostility. The method used in [8] for partitioning the network has imposed a relaxation on the conventional balance theorem of balancing every single triangle permutation in a network. Most of existing literature pieces focuses on reducing imbalanced components in complex structural networks without considering the tolerance of these balanced networks against attacks and failures. In order to deal with such problem, [9] has taken into account the robustness of structurally balanced networks in real application for balancing processes. Here, two measures are designed to numerically evaluate the robustness of structurally balanced networks and different robustness performances are analyzed to show the impact of different balancing strategies on network robustness.

Generally, users in a structured network are connected either positively or negatively depending on whether they agree or disagree with another user's opinion which leads to formation of communities across them. Several approaches have been proposed to detect these communities in unsigned networks, but not in signed network. The algorithm for community detection [10], [11] for signed network has been proposed in [12] which involves an efficient two step spectral approach to optimize modularity and other objective functions in signed networks for community detection. Among all the curious and challenging problems in social computing, one such question as well interesting topic is the 'World War-III' and its outcomes. It is an immense topic of research in the field of social networking to predict about the groups and coalitions that will take place if World War-III occurs. Their are lot of research works going on the prediction of outcomes of World War-III and also which countries will survive after the war and ultimately emerge as superpowers. One such work is [13] that has assumed a signed network where edges between vertices are either cohesive or oppositive. The method used in [13] involved the novel problem of finding k-oppositive cohesive groups from signed networks and formulating the k-OCG detection problem as a constrained quadratic optimization problem and designed FOCG. All the literature work described so far have only emphasised on either one problem in signed networks and have not deeply examined the features of graph for community detection. Our approach aims at prediction of coalitions among various countries in

World War-III considering both the graph interior features as well as keeping in account the structural balance in the overall network formed.

III. PROBLEM FORMULATION

Given a graph G consisting of nodes as countries and the edges depicting the positive and negative relationship between them, our aim is to predict the following if World War-III takes place among these countries

- The best possible coalitions of countries that will be formed during war
- Super power countries and member countries in each communities.

A. Dataset Collection

To understand the bilateral relationships between nations, the data-set has been scrapped by us. It is formed by putting together various aspects that define relationships between countries such as, Import and Export of goods, Border restrictions, Religious conflicts, previous wars etc. The data-set covers a total of 197 nations across the globe. The data has been captured for all possible pairs counting to 38612 rows. To observe whether the relationship is one way or mutual the data is captured in both direction. In the later sections the bidirectional data is formulated to give a weight value for the relationship between all edges of complete undirected network. The weight measure the strength of harmony or conflict (disagreement). These weight will help in formulation of SSN model. The following is the complete list of aspects (factors) that have been captured to understand international relationships between nations. The list provides the description of why the consideration of particular factor is important. It also contains details of sources and range of value for factors.

1) **Export and Import:** Export refers to selling of products and services from home country to other nations across globe. Import refers to purchase of products from other countries or take services into home country. Many studies and model have found that these trade quantities directly affect bilateral relationship. [14] The increase in these trade quantities lead to a healthy cooperation between nations. A complete negative affect has been observed if there are conflicts in trade quantities.

The trade value of export and imports have been web scrapped using beautiful soap based python crawler from Trading Economics and Observatory of Economic Complexity (OEC). Trading Economics data is based on official sources and not any third party providers. [15] OEC on the other hand started as research project by MIT's Collective Learning group and was later whirled out of MIT as an open source project. OEC is currently maintained by data wheel. [16]

The value of export and imports range from 0 up to billions or trillions in USD dollars. The separate value of

import and export are collected for each pair of nations.

2) **Diplomatic Relation / Embassy:** Diplomatic usually means that one is able to control a difficult situations. In context of international relations, nations usually send diplomats to work in other nation. The work of diplomats is to protect the citizens of home nation living in foreign nation, repair relationship among nations, and make long lasting bonds. Nations establish embassies in other nations. Embassy are the building where all work related to diplomatic missions are carried out. So study of this factor also becomes an important part while analyzing bilateral relations.

The data for study of diplomatic relation is web scrapped from Wikipedia page of diplomatic mission of a nation using beautiful soap based python crawler. [17] The data is collected for all pair of nations across the globe. If the two nations involved in the pair have diplomatic relation or have embassy then they have been assigned value of 1 otherwise 0.

3) **Religious Conflicts:** "There's no doubt that throughout history religious faith has been a major motivator for war and for destruction." is well known claim by Richard Dawkins, famous outspoken atheist. The world around us is full of religious conflicting groups. These conflicts many a times lead to war between countries. Non Islamic nations fighting with Islamic nations is a pretty common example. Other religious conflicting groups taken into account for present study are listed in Table I. The data pairs of conflicting nations has been manually collected from [18], [19], [20], [21], [22], [23], [24], [25]. The list of nations has been prepared and later merged into the data-set. The value of religious conflict in the data-set is the count of religious conflicting groups between the pair of nation. The value ranges from 0 to 4.

Sr. No	Group 1	Group 2
1	Roman Catholics	Protestants
2	Muslim-Sunni	Muslim-Shia
3	Hindu	Muslim
4	Jews	Roman Catholics
5	Jews	Muslim
6	Buddhists	Muslim
7	Christians	Muslim

TABLE I
LIST OF PROBLEMATIC RELIGIOUS GROUPINGS

4) **Wars:** It is quite observant fact that the past wars between nations leads to stress on future relationship between the nations involved. Wars not only affect the both nations socially and economically. It hampers all trade activities between both nations. The wars have catastrophic effects on health and wellbeing of people in nations. [26] This ultimately over time develops a hatred among the people of nation for the other nation affecting long term bilateral relations. The most common example of such hatred can be seen among Indians for people of Pakistan

and vice versa The data for past wars has been captured using python crawler on Wikipedia’s list of war for each nation.[27] The data has been observed for past 50 years. The dataset contains value of 1 for presence of past war and 0 for absence of any such activity.

5) **Borders:** Border are usually lines that separate geographic areas of nations. Movement across borders for people of one nation to other can take many forms. Some nations allow complete free movement of people of bordering nation to move across, for some countries only certain group of people are allowed free movement but for other they need to take permission in form of visa from governing bodies stating the reason for movement. Some nations on other hand don’t allow people belonging to black list countries at any cost. So it is a clear observation from the types of movements, that it affects the relationship between the nations.

The data for borders is collected manually for all pairs of nation. The data is sourced from a variety of articles, websites and newspaper ranging from Wikipedia articles to here [28]. The values assigned to each pair is picked from vector $\langle -1, 0, 1, 2 \rangle$. The Table II Provides the map of each value to the type of movement.

Value	Description
-1	Completely closed Border
+2	Completely open border for both nationals
+1	Open border but no legal agreement
0	No agreement as such (Need Visa to visit)

TABLE II
DESCRIPTION FOR 'BORDER-VALUES' USED IN THE DATABASE

6) **Peace Treaties:** Peace treaties is usually legal agreement that is done between conflicting groups to end the hostility. Nations usually sign peace treaties to formally end state of war between them. This is usually followed by settlement of conflict and start of trade to promote harmony. Thus peace treaty act as a treaty of friendship, co-operation and stabilization of relation. The data for peace treaties is collected manually for all pairs from sources ranging from Wikipedia list of treaties to [29]. The data-set contains value of 1 if peace treaty is signed between nation and 0 otherwise.

7) **Exchange Rate Ratio (Foreign Direct Investments):** Exchange rate refers to value of currency from one nation to other. Exchange rate is determined by study of open market supply and demand of currency and also by ongoing trade activities. Exchange rate ratio is defined as ratio of exchange rate of nation A to exchange rate of nation B on same currency scale.

$$\text{Exchange Rate Ratio} = \frac{\text{Exchange Rate of Nation A (in EUR)}}{\text{Exchange Rate of Nation B (in EUR)}} \quad (1)$$

If the exchange rate ratio for nation A to B greater than 1, then A’s investors will be benefited by investing in nation

B. On similar notes if exchange ratio is less than 1, then A’s investors will not be benefited as profits will get cut due to exchange rate involved. So this ratio has direct effect on foreign direct investments in a nation. More the ratio more the positive relation and vice versa. In data-set exchange rate of nations have been calculated in euro (EUR). The data is collected using API developed by fixer.io. Fixer is an open source API for current and historical foreign exchange rates that are published by European central bank. [30] The ISO codes required for API was scrapped using pycountry module of python.

The value of exchange rate ratio is a real valued number.

8) **International Cases:** International court of justice (ICJ) was founded in 1945. It is situated in Netherlands. The main work of ICJ involves settling conflicts between nations in accordance to international laws. The disputes usually are related to border issues, terrorism, people captured on line of controls etc. So international cases help in analysis of relationship between nations.

The data has been collected manually from official records of cases available on ICJ website. [31] The data contains value of 1 for pair which has a case registered in ICJ and 0 otherwise. The cases collected for data-set range from 1950s to 2020.

Sr. No	Factor	Value Range	Reference Name	Scraping Category
1	Exports	0 to trillion dollar	Trading Economics, OEC	Web crawler
2	Imports	0 to trillion dollar	Trading Economics, OEC	Web crawler
3	Religious conflicts	0, 1, 2, 3, 4	Wikipedia	Manual
4	Diplomatic relations/ Embassy	0, 1	Wikipedia	Web crawler
5	Past wars	0, 1	Wikipedia	Web crawler
6	Border movement	-1, 0, 1, 2	Wikipedia	Manual
7	International cases	0, 1	ICJ official site	Manual
8	Peace treaties	0, 1	Wikipedia	Manual
9	Exchange rate ratio	Real number	Fixer.api	Python script

TABLE III
SHORT DESCRIPTION OF ALL FACTORS

B. Dataset Normalization

The data-set contains factors that map to different set of values. Factors like export and import, exchange rate has very wide range of values, on contrary factors like religious conflict, treaties, war, border etc. have value ranging over small set. Therefore there is need to normalize the data into a common value domain for easy calculation of score. Score can be later used for evaluation of strength and type of tie. The normalization of i-th row for factor ‘y’ (other than border and exchange rate ratio) of data-set been carried out by use of formula given below:

$$y_n(i) = \frac{y(i) - \text{Min}(y)}{\text{Max}(y) - \text{Min}(y)} \quad (2)$$

The value for border factor has been normalized by the formula given below:

$$y_n(i) = \frac{y(i)}{\text{Max}(y)} \quad (3)$$

where,

$y_n(i)$ - normalised value of factor y at i^{th} index of data-set

$y(i)$ - normalised value of factor y at i^{th} index of data-set

I - set of all possible index values for rows in data-set

Min(y) - minimum value of factor y over all $i \in I$

Max(y) - maximum value of factor y over all $i \in I$

The value for exchange rate ratio has been normalized using function $f(y_i) : \mathbb{R} \rightarrow \{-1, 1\}$ given by

$$f(y_i) = \begin{cases} 1 & \text{if } y_i \geq 0 \\ -1 & \text{if } y_i < 0 \end{cases} \quad (4)$$

where y_i is value of factor y at i^{th} index.

The normalization of all factors using above methods result in range of values to lie between -1 to 1. The normalized data-set is exported and saved externally in comma separated value (csv) format for further study.

C. Score Calculation

The normalized data-set is used for calculation of score values. The score value is calculated for each undirected pairs of nation. These score values determine the strength of harmony or conflict (disagreement). Scores will also assist in development of signed model network. Each factors analyzed in the data-set are assigned a coefficient. The coefficient signifies the contribution of particular factor towards positivity or negativity of score. Coefficient were initially assigned equal contribution of 0.125 (=1/8). Then later some common pairs of conflicting or harmonious nations were evaluated and coefficients were fine tuned. The values for coefficient for each factor is shown in Table IV.

The score value is a real value which can be either negative, positive or zero. The formula used for evaluation is given below:

$$\begin{aligned} \text{Score}(y_i) = & e * y_i(\text{export}) + i * y_i(\text{import}) + b * y_i(\text{border}) \\ & + d * y_i(\text{diplomatic}) + p * y_i(\text{treaty}) \\ & + x * y_i(\text{exchange rate ratio}) - w * y_i(\text{war}) \\ & - c * y_i(\text{int.cases}) - r * y_i(\text{religious conflict}) \end{aligned} \quad (5)$$

where e,i,b,d,p,x,w,c and r are factor coefficients and $y_i(P)$ is value of factor y at i^{th} index for factor P The value of $S(y_i)$ is calculated for each pairs of nations across both direction. Both the values are combined to have undirected score value between nations for signed network model. This result in collection of 19306 rows in data-set for 197 nations across globe.

After Normalization and Score calculation, the dataset is ready for use in any real world application involving bilateral relation between nations.

Sr. No	Factor	Symbol	Coefficient Value
1	Exports	e	5.0
2	Imports	i	5.0
3	Religious Conflicts	r	2.0
4	Diplomatic relations / Embassy	d	0.8
5	Past Wars	w	3.0
6	Border movement	b	2.0
7	International cases	c	0.5
8	Peace treaties	p	0.125
9	Exchange rate ratio	x	0.5

TABLE IV
COEFFICIENT FOR BILATERAL RELATIONSHIP

D. Proposed Algorithm

In previous sections we have calculated the normalized scores for all country-pairs, which will help in formulation of a SSN model. The developed SSN model will help in finding groups (gangs) that will be involved in WWII (World War III). The groups formed will have both less intra-group conflicting ties and inter-group harmonious ties. For development of SSN model we use a networkx graph with countries as nodes and scores as edge attribute 'weight'. The initial graph formed will be highly unstable. As seen in Figure 1, if any triangle with 3 countries has edge weights in the order of (negative,negative,negative) or (positive,positive,negative), they are termed as unstable-triangles. These unstable triangles have tendency to get converted to (positive,negative,negative) or (positive,positive,positive) stable states.

The generalized algorithm for the conversion of unstable to stable triangles is highly randomized as it selects a random unstable triangle and toggles any one edge randomly. This process cannot be applied to our SSN model as the dataset is large having total of 1254890 triangles. Also the generalized algorithm doesn't guarantee a definite decrease in number of unstable triangles. Moreover in our case just random toggling of a negative relation as positive or vice versa cannot be justified.

So, we used a modified version of generalized algorithm as described by Algorithm 1, the procedure unstable-to-stable when called with a list of all triangles and their corresponding weights, converts one triangle from unstable to stable state. The algorithm chooses an unstable triangle randomly, but the edge to toggle is chosen as the one with the least magnitude of the 3. Also, the weight of the new edge if changing from '-' to '+' is updated as the sum of the magnitudes of the remaining edges. This is done keeping in mind that the very reason for such a change in relation is due to the mutual enmity with a common enemy, so the score is accordingly the sum of their enmity. Similarly, if the edge is changing from '+' to '-', its weight is updated as sum of the remaining edges- its previous weight. This is done to make sure that a sudden new huge enmity is not introduced into the dataset.

The procedure unstable-stable can be called after re-evaluating the number of unstable-triangles, infinitely until all the triangles are stabilized(theoretically). Practically, in real world applications it is observed that there is a threshold

Algorithm 1 Our Modified Algorithm for Structural Balance in triangles

```

1: procedure UNSTABLE-TO-STABLE(G, tris-list, all-weights)
2:   while unstable-triangle not found do
3:     Generate a random index
4:     Check if the corresponding triangle in all-weights is unstable
5:     least-edge = find edge with least abs(Wt)
6:     if least-edge's sign = - then
7:       Change it to +
8:       Update Wt as sum(abs(Wt of remaining 2 edges)
9:     else if least-edge's sign = + then
10:      Change it to -
11:      Update Wt as sum(abs(Wt of remaining 2 edges)-it's prev Wt)
12:   return G

```

value after which number of stable triangles is almost constant (i.e. not decreasing to 0 and fluctuates within the same range). In the present work the threshold is taken to be 5 lakh unstable-triangles left, out of 12.5 lakhs total triangles.

Once the graph is near-stable, we can try and predict the coalitions to-be formed. The generalized algorithm for the same starts by placing a random node in the first list and recursively visiting all its neighbors placing nodes with positive relation in the same list and negative ones in the other list. The generalized algorithm assumes the graph to be completely stable, which isn't true in our case. So, an improvised Algorithm 2 is proposed.

Algorithm 2 Our Modified Algorithm for forming coalitions

```

1: procedure SINGLE-APPEND(G, country, List1, List2)
2:   while unprocessed neighbours of country do
3:     Find the strongest positive neighbour
4:     Find the strongest negative neighbour
5:   if country in List-x then ▷ x = 1 or 2
6:     Add positive neighbour in list x
7:     Add negative neighbour in list y
8:   return List1,List2,positive and negative neighbour
9: procedure SEE-COALITIONS(G,start-country)
10:  Append start-country in L1 and to-check-pos
11:  while to-check-pos or to-check-neg do
12:    L1,L2,pos,neg=single-append(G,to-check-pos[0],L1,L2)
13:    Append pos,neg to to-check-pos,to-check-neg
14:    delete to-check-pos[0]
15:    L1,L2,pos,neg=single-append(G,to-check-neg[0],L1,L2)
16:    Append pos,neg to to-check-neg,to-check-pos
17:    delete to-check-neg[0]
18:  return L1,L2

```

The procedure “single-append” when given a nation, ap-

pends its most-positive relations neighbor to list 1 and its most-negative relations neighbour to list 2.

While the procedure “see-coalitions” when given a starting nation, appends it to the list 1 and calls “single-append” procedure on this country. It then continues similarly for the returned nations. So, every nation starting from the input nation(also including those of the second list unlike the general algorithm), gets to choose its strongest ally and its greatest enemy. This situation is exactly what we see in world wars, as there is no global reason but a collection of local reasons to escalate the fight.

As the algorithm depends largely on the first nation chosen, an automated script has been designed. The script calls the above described functions on all nations as the first node and the result is validated with another dataset of 43 such well known Allies and Enemies pairs (manually prepared). The final results obtained will be analysed and discussed in the results section of this paper. The code, dataset and all figures are available publicly¹.

IV. RESULTS

A. Data-set Collection findings

In the present study data-set comprising of 38612 rows is collected. The prepared data-set is visualised in this section against all aspects. This will provide a better understanding of diversity of data-set.

1) **Export:** Figure 2 and Figure 3 shows the lowest 10 exporting nations in trillions and the top 10 exporting nations in trillions among the participating countries in WW-III.

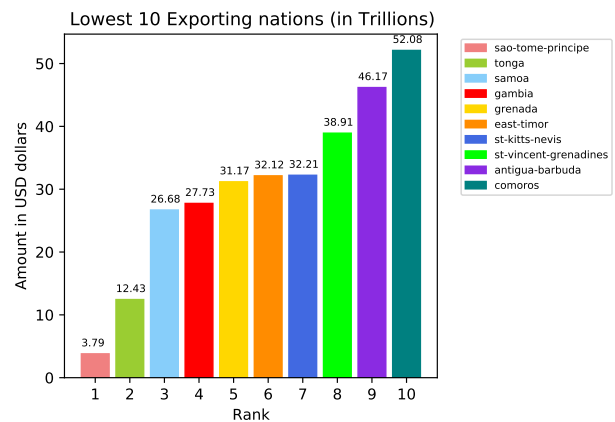


Fig. 2. Lowest 10 most Exporting nations (in Trillions)

Interpretation:

- Sao-tome-principe is the lowest exporting country
- China is the highest exporting country
- Exports are considered an important factor in bilateral relations. Since it benefits both nations involved with resources of each other.

¹https://github.com/worldWarIII-scomp/WorldWarIII_Scomp

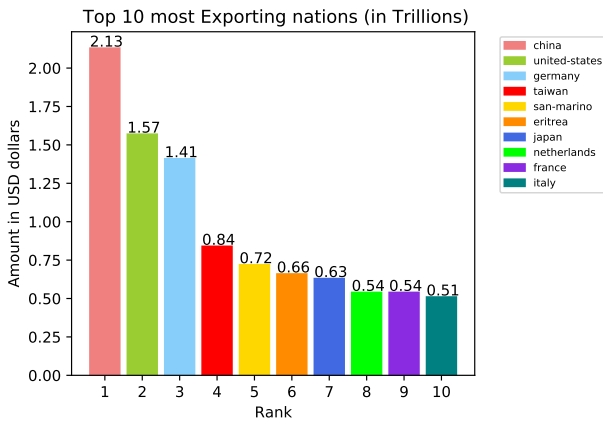


Fig. 3. Top 10 most Exporting nations (in Trillions)

2) **Import:** Figure 4 and Figure 5 shows the lowest 10 importing nations in millions and the top 10 importing nations in millions among the participating countries in WW-III.

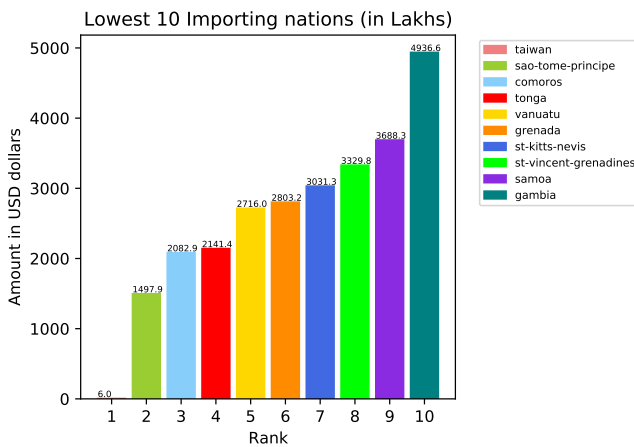


Fig. 4. Lowest 10 most Importing nations (in Trillions)

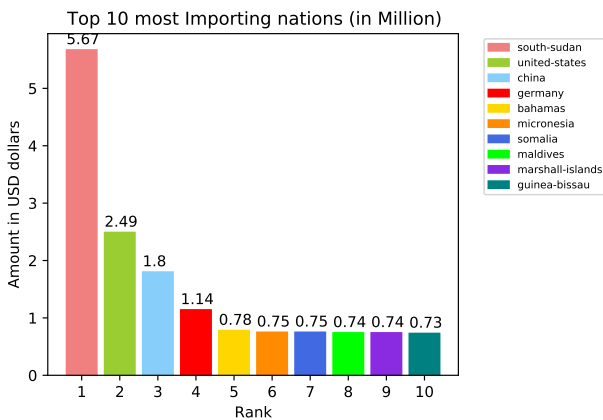


Fig. 5. Top 10 most Importing nations (in Trillions).

Interpretation:

- South-Sudan is the highest importing country
- Taiwan is the lowest importing country
- On similar notes import play an important role as exports.

3) **Religious Conflicts:** Each nation across the globe has a certain number of conflicting religious groups. These groups tend to have negative relations with groups present in foreign nations. The trend of the number of such groups present in each nation pair of 197 nations is shown in Figure 6 below.

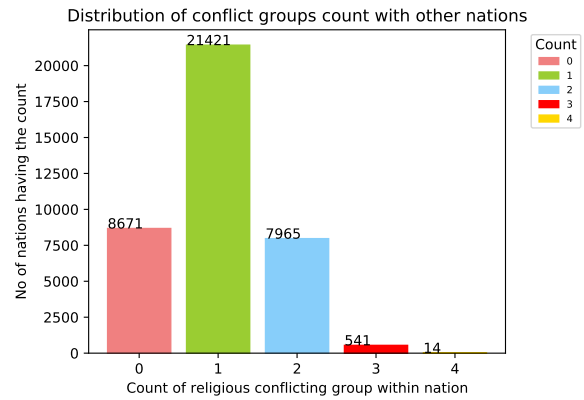


Fig. 6. Bar plot of count of nation v/s count of conflicting groups

Interpretation: It can be seen that almost a large number of nation pairs have at least one religious conflicting group. These groups create hatred among people of the nation. Thus in turn affecting the bilateral relationship.

4) **Diplomatic relations:** Diplomatic relations help in strengthening ties between nations. The plot of nations having the highest diplomatic relation with other 197 nations is shown in Figure 7. On similar notes the Figure 8. Shows the nations having the least number of diplomatic relations.

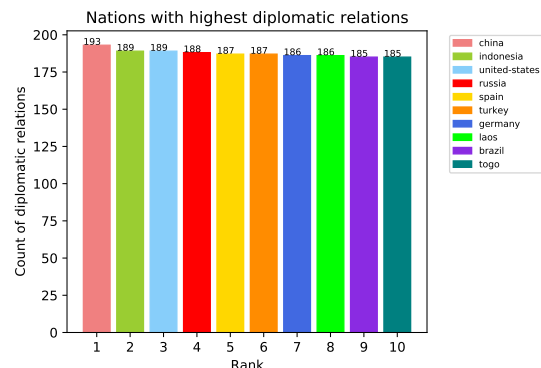


Fig. 7. Distribution of conflict groups count with other nations

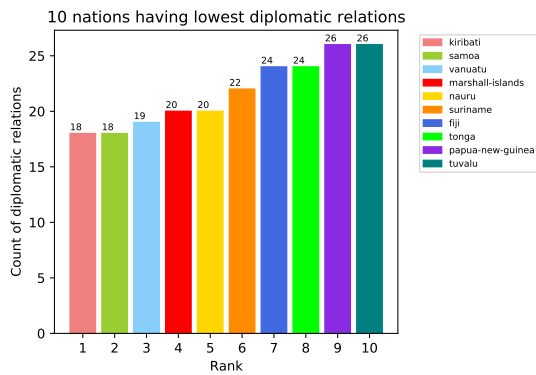


Fig. 8. Bar plot nations having least diplomatic relations with other nations

Interpretation :

- It can be seen that China has the highest number of diplomats across the globe counting to 193 out of 197. Having a good number of diplomatic relations has resulted in China becoming a major industry manufacturing hub.
- China is followed by Indonesia , USA , Russia and so on. All these nations have a good share of power across the globe. Thus having a good amount of diplomatic relations affect the relationship of tie positively.
- In Figure 8. one can observe the nations having the least number of diplomatic relations with other nations. The nation Kiribati has the least number of relations against 197 nations. It negatively affects the bilateral relationship of such nations.

5) **Wars:** The Figure 9. Shows the composition of nations that have been involved in wars with any of 197 nations since 1950.

Distribution of Nations for war fought since 1950s

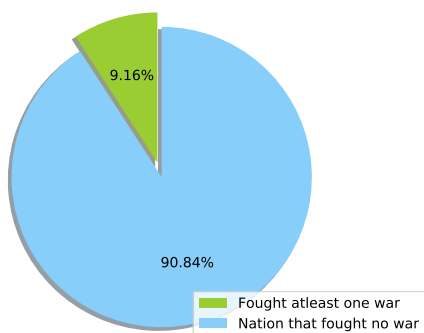


Fig. 9. Distribution of nation pairs involved in wars

Interpretation

It can be clearly seen that only about 9.16 percent of nations' pairs have been involved in wars. This signifies that nations usually avoid involving in war as it has catastrophic effects on nations growth.

6) **Borders:** In Figure 10. One can observe the count of nation pairs that allow border movement other than applying for VISAs.

Interpretation

It can be observed that many nations tend to make the movement across borders open and free for all populations or some restricted set of populations in both nations. This is done in order to make trade and bilateral relations harmonious.

Distribution of various types of border among nations (excluding VISA)

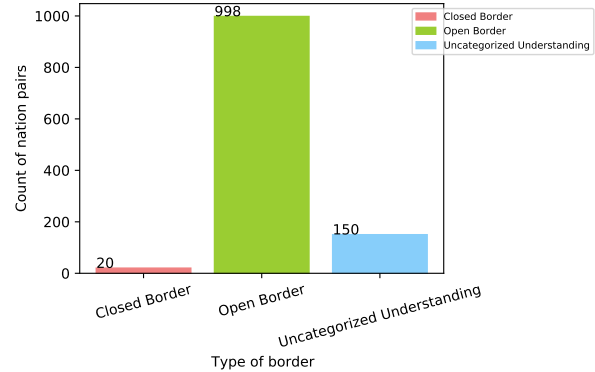


Fig. 10. Distribution of types of border among nation pairs

7) **Peace Treaties:** The nations involved in wars usually sign peace treaties to end enmity . The Figure 11. Shows the distribution of nation pairs that signed peace treaties with at least one or more nations.

Interpretation:

The nation tends to do this to step towards harmonious relations with other nations. Thus in turn improving bilateral relations.

Distribution of Peace Treaties signed-unsigned nation

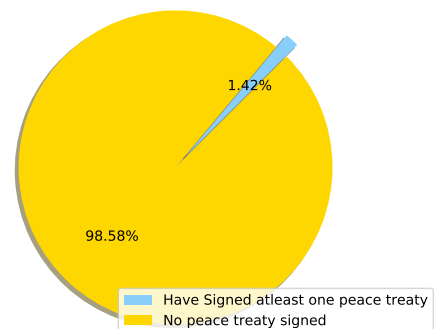


Fig. 11. Distribution of types of border among nation pairs

8) **Exchange rate ratio:** Exchange rate ratio has been calculated for all the pairs of nation. It is a real number.

Interpretation:

It signifies whether a nation's foreign investor interested

in investing in other nation. It plays a critical role in determining the bilateral trade relations.

9) **International Cases:** In Figure 12. distribution of nations that have international court cases with any other nations is shown.

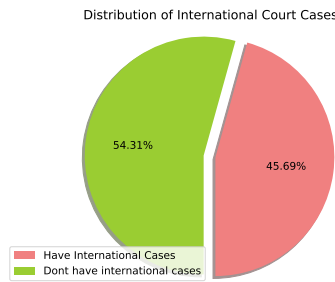


Fig. 12. Distribution of International court cases of nation pairs

Interpretation:

It can be observed that a lot of nations are involved in resolving their disputes in the International Court of Justice. These disputes are mainly centred around border issues and terror attacks adding negatively to bilateral relation.

B. Prediction Experiment findings

1) **Signed network and Coalitions:** With the use of modified algorithms for structural balancing and coalition formation discussed in the implementation section. The coalition so formed of 197 nations is shown in Table V. The table contains both sets of coalitions that will probably be fighting opposite to each other world war III.

The visual plot of coalitions for all 197 nations is shown in Figure 14. All yellow colored nodes belong to coalition set I and all white nodes form set II. The positive and negative edge relationships are represented by blue and red color respectively.

List 1	List 2
Austria, Egypt, Luxembourg, Azerbaijan, Equatorial-Guinea, Australia, Lebanon, Brunei, Slovenia, Oman, Liechtenstein, Ethiopia, Malaysia, France, Chad, Japan, Djibouti, Lithuania, Sierra-Leone, Iceland, South-Africa, Poland, Costa-Rica, Benin, South-Sudan, Turkey, Hungary, Switzerland, India, Myanmar, East-Timor, New-Zealand, Portugal, Niger, Ireland, Spain, Turkmenistan, Grenada, Malta, Finland, Canada, Zimbabwe, Monaco, Kyrgyzstan, Tanzania, Sweden, vatican-city-state, United-Arab-Emirates, Taiwan, Singapore, st-kitts-nevis, Belgium, Kenya, Panama, Qatar, Estonia, Rwanda, Venezuela, Ukraine, Guinea, Afghanistan, Norway, bosnia-herzegovina, Kuwait, United-States, Micronesia, Yemen, Angola, Guinea-Bissau, Marshall-Islands, Albania, Algeria, Fiji, San-Marino, Bolivia, Saint-Lucia, Burkina-Faso, Samoa, Solomon-Islands, Latvia, Tuvalu, Barbados, Vanuatu, Chile, Germany, Zambia, antigua-barbuda, Nepal, Czechia, Bulgaria, Mauritania, Togo, Peru, Nauru, Palau, Sri-Lanka, Maldives, Papua-New-Guinea, Mongolia	Haiti, st-vincent-grenadines, Syria, Jamaica, Madagascar, Iran, Pakistan, Guyana, Uzbekistan, dominican-republic, United-Kingdom, South-Korea, Eswatini, Liberia, China, Kosovo, El-Salvador, Kazakhstan, macedonia, Iraq, Nigeria, Comoros, Tunisia, Indonesia, Philippines, Mali, Trinidad-Tobago, Thailand, Tajikistan, Jordan, Serbia, Mozambique, Bhutan, Romania, Armenia, Burundi, Gabon, Denmark, Tonga, Libya, Saudi-Arabia, Kiribati, Nicaragua, Gambia, Russia, Belize, Guatemala, Colombia, Georgia, congo, Bahrain, Senegal, Eritrea, Suriname, Seychelles, Mexico, Palestine, republic-congo, Sudan, Morocco, Botswana, Croatia, Brazil, Lesotho, Honduras, Mauritius, Ivory-Coast, Slovakia, Greece, Uruguay, Cuba, Andorra, Cameroon, Ghana, Uganda, Netherlands, Israel, Paraguay, Bangladesh, Dominica, Malawi, Moldova, Ecuador, Italy, central-african-republic, Namibia, Argentina, Cambodia, Belarus, North-Korea, sao-tome-principe, Montenegro, Somalia, Bahamas, Cape-Verde, Laos, Vietnam, Cyprus

TABLE V
COALITIONS OF NATION PREDICTED BY OUR SSN MODEL.

Interpretation:

- From Table V. one can observe that out of 197 nations one can observe 99 to be in coalition set I and 98 to be in coalition set II. So one can see that world war III will not contain unbalanced coalition sets in terms of count of nations on each side.
- It can be seen in Figure 14. That most of the edges within both coalition sets are blue (positive) and edges across both sets are red(negative). This is in correspondence with the balance theorem. One can not observe a complete set of intra positive edges and inter negative edges due to the fact that our signed network is balanced upto a ratio of 0.565 ie. (709690/1254890). This ratio in our project work acts as threshold value as one cannot further reduce the unstable triangles within computational limits.
- Even at the threshold value one can observe that the model predicts well known pairs of allies and enemies on the estimated side of coalitions. For example pairs like USA - China , USA - North-Korea, India -Pakistan, are predicted to be on opposite sides of coalitions. Similarly pairs like USA-India , Turkey - Azerbaijan that have good bilateral relations are observed to be on the same side during World War III. One can observe well known pairs easily in Figure 15. Only a few pairs like North-Korea - South-korea are observed on the same side which is not as per one’s estimated expectation. This is due to the fact that one cannot achieve complete 100% stable triangles leaving some intra negative ties within each coalition sets.

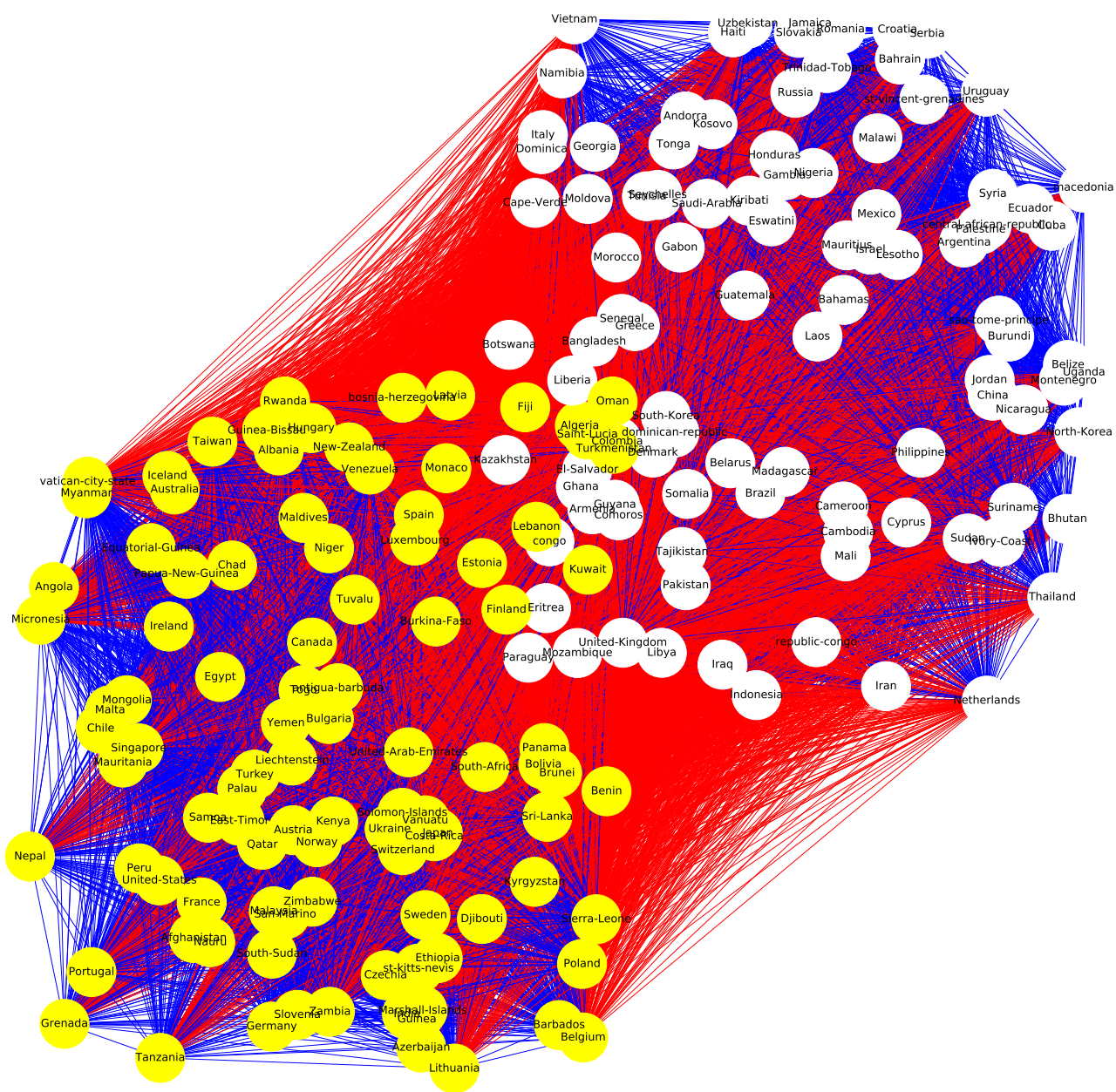


Fig. 13. Graphical visualization of Coalitions formed by proposed SSN model

2) *Evaluation metrics:* As explained in the section 6.4 of this paper, we needed a well known allies and enemies set of the real world, to evaluate which predicted coalition has the highest score. Table VI shows the data collected for the same.

The allies and enemies are captured through various sources including foreign affairs websites of different countries. These sources are mentioned against each pair in Table VII.

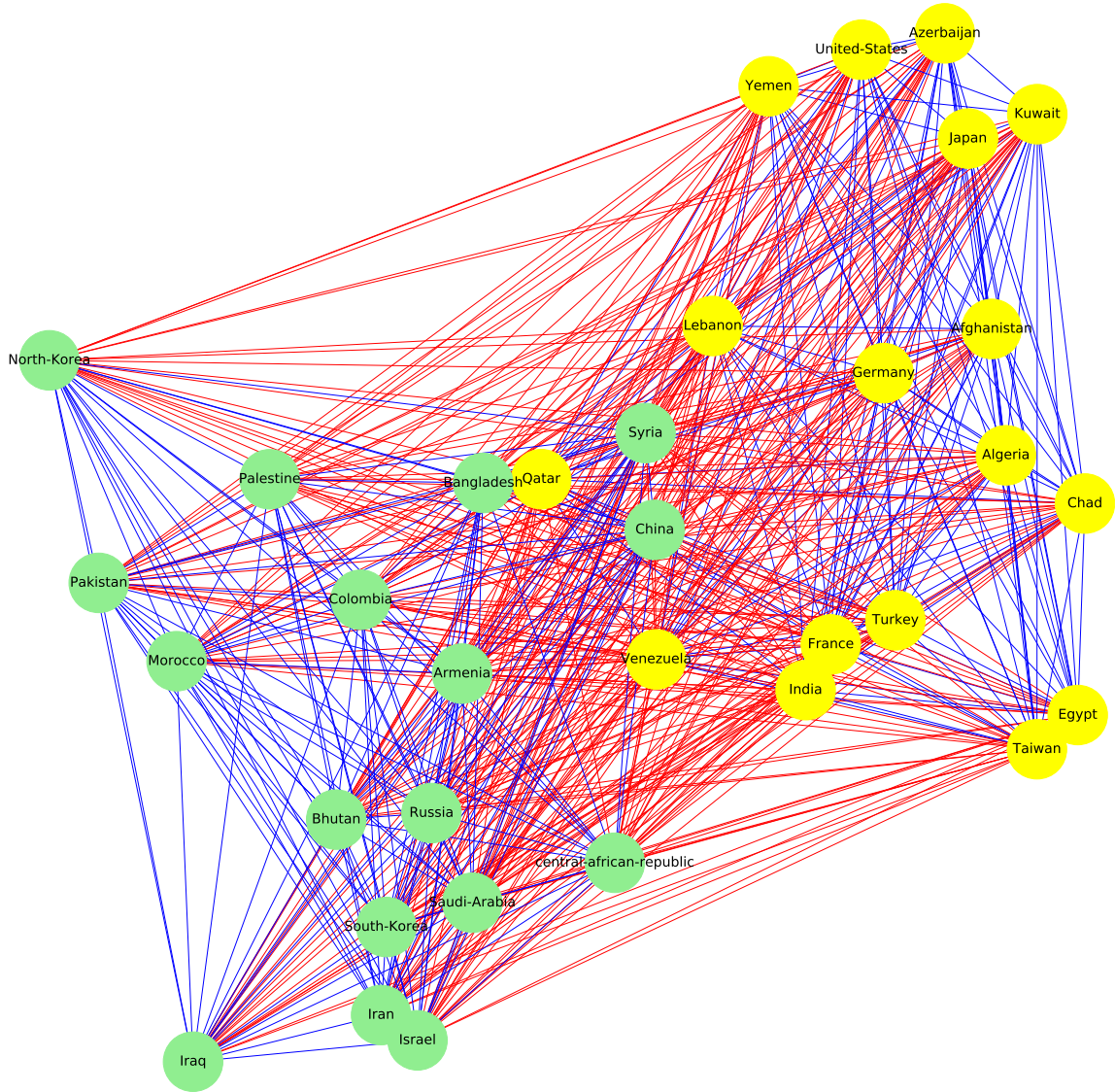


Fig. 14. Visual Coalitions graph for subset of countries (for better visualization)

Enemies	Allies
(Pakistan, Afghanistan), (Pakistan, Bangladesh), (Pakistan, India), (Pakistan, United-States), (China, United-States), (China, India), (China, Taiwan), (China, Japan), (Russia, United-States), (North-Korea, United-States), (North-Korea, South-Korea), (Turkey, Armenia), (Azerbaijan, Armenia), (Algeria, Morocco), (Israel, Lebanon), (Israel, Syria), (Israel, Egypt), (Israel, Palestine), (Israel, Yemen), (Iraq, Lebanon), (Iraq, Qatar), (Iraq, Kuwait), (Saudi-Arabia, Qatar), (Colombia, Venezuela), (central-african-republic, Chad)	(Turkey, Azerbaijan), (India, United-States), (Japan, United-States), (Iraq, United-States), (Japan, Bangladesh), (Iran, Russia), (Iran, Iraq), (Iran, Venezuela), (India, Afghanistan), (Israel, United-States), (Israel, Iraq), (Germany, United-States), (Germany, France), (India, Russia), (India, Japan), (India, Bhutan), (Pakistan, Turkey), (Saudi-Arabia, China)

TABLE VI

REAL-WORLD KNOWN PAIRS OF ENEMIES AND ALLIES FOR EVALUATION.

C. Interpretation of findings

A detailed evaluation of the predicted sets versus The expected results from the real-world data as shown in Table VI can be seen in Table VII. From the total of 43 such pairs, The prediction sets discussed in Table V get a positive score of 32 with only 11 mismatches to the Ideal Arrangement. The Major mismatches are (North-Korea,South-Korea), (Israel,Palestine) and (Israel,United-States).

Nation-pair	Evaluation Data-set	Predicted Set	Right/Wrong
Pakistan,Afghanistan [32]	Opposite	Opposite	✓
Pakistan,Bangladesh [33]	Opposite	Same	✗
Pakistan,India [34]	Opposite	Opposite	✓
Pakistan,United-States [35]	Opposite	Opposite	✓
China,United-States [36]	Opposite	Opposite	✓
China,India [37]	Opposite	Opposite	✓
China,Taiwan [38]	Opposite	Opposite	✓
China,Japan [39]	Opposite	Opposite	✓
Russia,United-States [40]	Opposite	Opposite	✓
Iraq,United-States [41]	Same	Opposite	✗
North-Korea,United-States [42]	Opposite	Opposite	✓
North-Korea,South-Korea [43]	Opposite	Same	✗
Turkey,Armenia [44]	Opposite	Opposite	✓
Azerbaijan,Armenia [45]	Opposite	Opposite	✓
Algeria,Morocco [46]	Opposite	Opposite	✓
Israel,Lebanon [47]	Opposite	Opposite	✓
Israel,Syria [48]	Opposite	Same	✗
Israel,Egypt [49]	Opposite	Opposite	✓
Israel,Palestine [50]	Opposite	Same	✗
Israel,Yemen [51]	Opposite	Opposite	✓
Israel,Iraq [52]	Same	Same	✓
Iraq,Lebanon [53]	Opposite	Opposite	✓
Iraq,Qatar [54]	Opposite	Opposite	✓
Iraq,Kuwait [55]	Opposite	Opposite	✓
Saudi-Arabia,Qatar [56]	Opposite	Opposite	✓
Colombia,Venezuela [57]	Opposite	Opposite	✓
central-african-republic,Chad [58]	Opposite	Opposite	✓
Turkey,Azerbaijan [59]	Same	Same	✓
India,United-States [60]	Same	Same	✓
Japan,United-States [61]	Same	Same	✓
Japan,Bangladesh [62]	Same	Opposite	✗
Iran,Russia [63]	Same	Same	✓
Iran,Iraq [64]	Same	Same	✓
Iran,Venezuela [65]	Same	Opposite	✗
India,Afghanistan [66]	Same	Same	✓
Israel,United-States [67]	Same	Opposite	✗
Germany,United-States [68]	Same	Same	✓
Germany,France [69]	Same	Same	✓
India,Russia [70]	Same	Opposite	✗
India,Japan [71]	Same	Same	✓
India,Bhutan [72]	Same	Opposite	✗
Pakistan,Turkey [73]	Same	Opposite	✗
Saudi-Arabia,China [74]	Same	Same	✓

TABLE VII
EVALUATION DATA-SET VS PREDICTION SET VALUES

From our experiment on cross validation against manual scavenged pair of allies and enemies our proposed model gave 32 correct pairs against 43 total pairs. Thus we have gained an accuracy of 74 to 75 percent in achieving our goal.

V. CONCLUSION

In this era where every single country wants to gain power as well as be independent in its own successful terms, the thrust to defeat others and stand as superpower prevails. The notion of war rises due to hatred, insecurity, curiosity, economic gain, territorial gain, religion, nationalism, revenge etc. It can be analyzed that pertaining to the current temperament of the parliaments of each country, World War-III might happen. Even though it is not in our hands to halt it, utmost we can do is try to predict what can be the possibilities in wars. Through our paper we have chosen one of the most inquisitive topics of interest that is “The World War-III-Coalitions” where we have answered and predicted two of the cunning happening of WW-III. In a graph representation of participating nodes in WW-III, we have predicted the best possible coalitions of countries that will be formed. We have also extended analysis on various parameters influencing the prediction strategies through graph representation and have created evaluation matrices to compare our predicted results with the real world results. Also, we have prepared a data-set that consist of country pairs and various attributes that pertains between them that influenced our prediction strategies. The future direction for the work can be use of link prediction in social networks and use of other coalitions finding algorithms.

ACKNOWLEDGEMENT

This work has been done as a part of the Ph.D study at IIT Ropar. We would like to thank our instructor, 'Dr. Sudarshan Iyengar', for his unique teaching methodology and motivation behind this project.

REFERENCES

- [1] H. Liu, C. Qu, Y. Niu, and G. Wang, “The evolution of structural balance in time-varying signed networks,” *Future Gener. Comput. Syst.*, vol. 102, pp. 403–408, 2020. [Online]. Available: <https://doi.org/10.1016/j.future.2019.08.023>
- [2] S. Aref, “Signed network structural analysis and applications with a focus on balance theory,” *CoRR*, vol. abs/1901.06845, 2019. [Online]. Available: <http://arxiv.org/abs/1901.06845>
- [3] H. Du, X. He, and M. W. Feldman, “Structural balance in fully signed networks,” *Complex.*, vol. 21, no. S1, pp. 497–511, 2016. [Online]. Available: <https://doi.org/10.1002/cplx.21764>
- [4] P. Doreian and A. Mrvar, “Structural balance and signed international relations,” *Journal of Social Structure*, vol. 16, p. 1, 2015.
- [5] E. Galimberti, C. Madeddu, F. Bonchi, and G. Ruffo, “Visualizing structural balance in signed networks,” in *Complex Networks and Their Applications VIII - Volume 2 Proceedings of the Eighth International Conference on Complex Networks and Their Applications COMPLEX NETWORKS 2019, Lisbon, Portugal, December 10-12, 2019*, ser. Studies in Computational Intelligence, H. Cherifi, S. Gaito, J. F. Mendes, E. Moro, and L. M. Rocha, Eds., vol. 882. Springer, 2019, pp. 53–65. [Online]. Available: https://doi.org/10.1007/978-3-030-36683-4_5
- [6] R.-C. Tzeng, B. Ordozgoiti, and A. Gionis, “Discovering conflicting groups in signed networks,” *Advances in Neural Information Processing Systems*, vol. 33, 2020.

- [7] S. Aref and Z. Neal, "Detecting coalitions by optimally partitioning signed networks of political collaboration," *Scientific reports*, vol. 10, no. 1, pp. 1–10, 2020.
- [8] P. Doreian and A. Mrvar, "Partitioning signed social networks," *Social Networks*, vol. 31, no. 1, pp. 1–11, 2009.
- [9] S. Wang, J. Liu, and Y. Jin, "Robust structural balance in signed networks using a multiobjective evolutionary algorithm," *IEEE Computational Intelligence Magazine*, vol. 15, no. 2, pp. 24–35, 2020.
- [10] M. Morrison and M. Gabbay, "Community detectability and structural balance dynamics in signed networks," *CoRR*, vol. abs/1912.07772, 2019. [Online]. Available: <http://arxiv.org/abs/1912.07772>
- [11] L. Fang, Q. Yang, J. Wang, and W. Lei, "Signed network label propagation algorithm with structural balance degree for community detection," in *Inclusive Smart Cities and Digital Health - 14th International Conference on Smart Homes and Health Telematics, ICOST 2016, Wuhan, China, May 25-27, 2016. Proceedings*, ser. Lecture Notes in Computer Science, C. K. Chang, L. Chiari, Y. Cao, H. Jin, M. Mokhtari, and H. Aloulou, Eds., vol. 9677. Springer, 2016, pp. 427–435. [Online]. Available: https://doi.org/10.1007/978-3-319-39601-9_38
- [12] P. Anchuri and M. Magdon-Ismail, "Communities and balance in signed networks: A spectral approach," in *2012 IEEE/ACM International Conference on Advances in Social Networks Analysis and Mining*. IEEE, 2012, pp. 235–242.
- [13] L. Chu, Z. Wang, J. Pei, J. Wang, Z. Zhao, and E. Chen, "Finding gangs in war from signed networks," in *Proceedings of the 22nd ACM SIGKDD International Conference on Knowledge Discovery and Data Mining, San Francisco, CA, USA, August 13-17, 2016*, B. Krishnapuram, M. Shah, A. J. Smola, C. C. Aggarwal, D. Shen, and R. Rastogi, Eds. ACM, 2016, pp. 1505–1514. [Online]. Available: <https://doi.org/10.1145/2939672.2939855>
- [14] R. Reuveny, "Bilateral import, export, and conflict/cooperation simultaneity," *International Studies Quarterly*, vol. 45, no. 1, pp. 131–158, 2001. [Online]. Available: <http://www.jstor.org/stable/3096104>
- [15] <https://tradingeconomics.com/about-te.aspx>, Y1. [Online]. Available: <https://tradingeconomics.com/about-te.aspx>
- [16] <https://oec.world/en/resources/about>, Y2. [Online]. Available: [3. https://oec.world/en/resources/about](https://oec.world/en/resources/about)
- [17] https://en.wikipedia.org/wiki/List_of_diplomatic_missions_of_India, Y3. [Online]. Available: https://en.wikipedia.org/wiki/List_of_diplomatic_missions_of_India
- [18] <https://worldpopulationreview.com/countries>, Y9. [Online]. Available: <https://worldpopulationreview.com/countries>
- [19] https://en.wikipedia.org/wiki/Buddhism_and_violence, Y11. [Online]. Available: https://en.wikipedia.org/wiki/Buddhism_and_violence
- [20] <https://www.youtube.com/watch?v=Vvyn8mpqYg>, Y12. [Online]. Available: <https://www.youtube.com/watch?v=Vvyn8mpqYg>
- [21] <https://www.cfr.org/interactives/sunni-shia-divide>, Y13. [Online]. Available: <https://www.cfr.org/interactives/sunni-shia-divide#!/>
- [22] <https://www.washingtoninstitute.org/fikraforum/view/religion-and-the-israel-palestinian-conflict-cause-consequence-and-cure>, Y15. [Online]. Available: <https://www.washingtoninstitute.org/fikraforum/view/religion-and-the-israel-palestinian-conflict-cause-consequence-and-cure>
- [23] <https://www.tabletmag.com/sections/news/articles/moral-equivalence-is-our-new-religion>, Y16. [Online]. Available: <https://www.tabletmag.com/sections/news/articles/moral-equivalence-is-our-new-religion>
- [24] https://en.wikipedia.org/wiki/Catholic_Church_and_Judaism, Y17. [Online]. Available: https://en.wikipedia.org/wiki/Catholic_Church_and_Judaism
- [25] <https://en.wikipedia.org/wiki/Hindu>, Y18. [Online]. Available: https://en.wikipedia.org/wiki/Hindu%E2%80%93Islamic_relations#Hindu-Islamic_relations_in_India
- [26] R. S. Murthy and R. Lakshminarayana, "Mental health consequences of war: a brief review of research findings," *World psychiatry*, vol. 5, no. 1, p. 25, 2006.
- [27] https://en.wikipedia.org/wiki/List_of_wars_involving_India, Y4. [Online]. Available: https://en.wikipedia.org/wiki/List_of_wars_involving_India
- [28] https://en.wikipedia.org/wiki/Open_border, Y5. [Online]. Available: https://en.wikipedia.org/wiki/Open_border
- [29] https://en.wikipedia.org/wiki/List_of_treaties, Y6. [Online]. Available: https://en.wikipedia.org/wiki/List_of_treaties
- [30] <https://fixer.io/about>, Y7. [Online]. Available: <https://fixer.io/about>
- [31] <https://www.icj-cij.org/en/list-of-all-cases>, Y8. [Online]. Available: <https://www.icj-cij.org/en/list-of-all-cases>
- [32] <https://en.wikipedia.org/>, 2021. [Online]. Available: https://en.wikipedia.org/w/index.php?title=Afghanistan%E2%80%93Pakistan_relations&oldid=1022520163
- [33] <https://en.wikipedia.org/>, 2021. [Online]. Available: https://en.wikipedia.org/w/index.php?title=Bangladesh%E2%80%93Pakistan_relations&oldid=1023216855
- [34] <https://en.wikipedia.org/>, 2021. [Online]. Available: https://en.wikipedia.org/w/index.php?title=India%E2%80%93Pakistan_relations&oldid=1023095587
- [35] <https://en.wikipedia.org/>, 2021. [Online]. Available: https://en.wikipedia.org/w/index.php?title=Pakistan%E2%80%93United_States_relations&oldid=1021419879
- [36] <https://en.wikipedia.org/>, 2021. [Online]. Available: https://en.wikipedia.org/w/index.php?title=China%E2%80%93United_States_relations&oldid=1024168482
- [37] <https://en.wikipedia.org/w/>, 2021. [Online]. Available: https://en.wikipedia.org/w/index.php?title=China%E2%80%93India_relations&oldid=1022699788
- [38] <https://en.wikipedia.org/>, 2021. [Online]. Available: https://en.wikipedia.org/w/index.php?title=Foreign_relations_of_Taiwan&oldid=1023078489
- [39] <https://en.wikipedia.org/>, 2021. [Online]. Available: https://en.wikipedia.org/w/index.php?title=China%E2%80%93Japan_relations&oldid=1024193538
- [40] <https://en.wikipedia.org/>, 2021. [Online]. Available: https://en.wikipedia.org/w/index.php?title=Russia%E2%80%93United_States_relations&oldid=1024276779
- [41] <https://en.wikipedia.org/>, 2021. [Online]. Available: https://en.wikipedia.org/w/index.php?title=Iraq%E2%80%93United_States_relations&oldid=1022128545
- [42] <https://en.wikipedia.org/>, 2021. [Online]. Available: https://en.wikipedia.org/w/index.php?title=North_Korea%E2%80%93United_States_relations&oldid=1024247401
- [43] <https://en.wikipedia.org/>, 2021. [Online]. Available: https://en.wikipedia.org/w/index.php?title=North_Korea%E2%80%93South_Korea_relations&oldid=1021356800
- [44] <https://en.wikipedia.org/w/>, 2021. [Online]. Available: https://en.wikipedia.org/w/index.php?title=Armenia%E2%80%93Turkey_relations&oldid=1021729018
- [45] <https://en.wikipedia.org/>, 2021. [Online]. Available: https://en.wikipedia.org/w/index.php?title=Armenia%E2%80%93Azerbaijan_relations&oldid=1022988548
- [46] <https://en.wikipedia.org/>, 2021. [Online]. Available: https://en.wikipedia.org/w/index.php?title=Algeria%E2%80%93Morocco_relations&oldid=1019036141
- [47] <https://en.wikipedia.org/>, 2021. [Online]. Available: https://en.wikipedia.org/w/index.php?title=Israel%E2%80%93Lebanon_relations&oldid=1023644578
- [48] <https://en.wikipedia.org/>, 2021. [Online]. Available: https://en.wikipedia.org/w/index.php?title=Israel%E2%80%93Syria_relations&oldid=1017054586
- [49] S. P. Cohen and E. E. Azar, "From war to peace: The transition between Egypt and Israel," *The Journal of Conflict Resolution*, vol. 25, no. 1, pp. 87–114, 1981. [Online]. Available: <http://www.jstor.org/stable/173749>
- [50] <https://en.wikipedia.org/>, 2021. [Online]. Available: https://en.wikipedia.org/w/index.php?title=Israel%E2%80%93Palestine_relations&oldid=1024072271
- [51] <https://en.wikipedia.org/>, 2021. [Online]. Available: https://en.wikipedia.org/w/index.php?title=Israel%E2%80%93Yemen_relations&oldid=1014434445
- [52] <https://en.wikipedia.org/>, 2021. [Online]. Available: https://en.wikipedia.org/w/index.php?title=Iraq%E2%80%93Israel_relations&oldid=1003360328
- [53] <https://en.wikipedia.org/>, 2020. [Online]. Available: https://en.wikipedia.org/w/index.php?title=Iraq%E2%80%93Lebanon_relations&oldid=988553510
- [54] <https://en.wikipedia.org/>, 2021. [Online]. Available: https://en.wikipedia.org/w/index.php?title=Foreign_relations_of_Qatar&oldid=1022557526
- [55] <https://en.wikipedia.org/>, 2021. [Online]. Available: https://en.wikipedia.org/w/index.php?title=Iraq%E2%80%93Kuwait_relations&oldid=1023663300
- [56] <https://en.wikipedia.org/>, 2021. [Online]. Available:

- https://en.wikipedia.org/w/index.php?title=Qatar%E2%80%93Saudi_Arabia_relations&oldid=1006714374
- [57] A. M. Sanjuán, “Venezuela and the colombian conflict: Tensions, problems, and uncertainties,” in *Elusive Peace: International, National, and Local Dimensions of Conflict in Colombia*. Springer, 2005, pp. 97–116.
- [58] A. Boutellis, “Chad and the central african republic,” in *Responding to Conflict in Africa*. Springer, 2013, pp. 121–144.
- [59] <https://www.mfa.gov.tr/>, 2021. [Online]. Available: <https://www.mfa.gov.tr/reasons-between-turkey-and-azerbaijan.en.mfa>
- [60] <https://www.cfr.org/>, 2021. [Online]. Available: <https://www.cfr.org/timeline/us-india-relations>
- [61] <https://en.wikipedia.org/>, 2021. [Online]. Available: https://en.wikipedia.org/wiki/Japan%E2%80%93United_States_relations
- [62] <https://en.wikipedia.org/>, 2021. [Online]. Available: https://en.wikipedia.org/w/index.php?title=China%E2%80%93India_relations&oldid=1022699788
- [63] <https://www.americansecurityproject.org/>, 2021. [Online]. Available: <https://www.americansecurityproject.org/defining-the-russia-iran-relationship/>
- [64] B. Wang, “The iraq war and the new iran-iraq relations,” *Journal of Middle Eastern and Islamic Studies (in Asia)*, vol. 1, no. 1, pp. 66–77, 2007. [Online]. Available: <https://doi.org/10.1080/19370679.2007.12023104>
- [65] <https://en.wikipedia.org/>, 2021. [Online]. Available: https://en.wikipedia.org/w/index.php?title=Iran%E2%80%93Venezuela_relations&oldid=1015107355
- [66] <https://mea.gov.in/>, 2021. [Online]. Available: <https://mea.gov.in/afghanistan-in.htm>
- [67] <https://www.state.gov/>, 2021. [Online]. Available: <https://www.state.gov/u-s-relations-with-israel/>
- [68] <https://www.state.gov/>, 2021. [Online]. Available: <https://www.state.gov/u-s-relations-with-germany/>
- [69] <https://www.auswaertiges-amt.de/>, 2021. [Online]. Available: <https://www.auswaertiges-amt.de/en/aussenpolitik/france/209418>
- [70] <https://indianembassy-moscow.gov.in/>, 2021. [Online]. Available: <https://indianembassy-moscow.gov.in/70-years-of-india-russia-relations-a-historic-milestone.php>
- [71] <https://www.mofa.go.jp/>, 2021. [Online]. Available: <https://www.mofa.go.jp/region/asia-paci/india/data.html>
- [72] <https://mea.gov.in/>, 2021. [Online]. Available: <https://mea.gov.in/bhutan-in.htm>
- [73] <https://en.wikipedia.org/>, 2021. [Online]. Available: https://en.wikipedia.org/w/index.php?title=Pakistan%E2%80%93Turkey_relations&oldid=1019545645
- [74] J. Fulton, “China-saudi arabia relations through the cooperation pattern,” *Asian Journal of Middle Eastern and Islamic Studies*, vol. 14, no. 4, pp. 516–527, 2020. [Online]. Available: <https://doi.org/10.1080/25765949.2020.1841991>