

# Quantum algorithm for Feynman loop integrals

---

Selomit Ramírez-Uribe,<sup>a,b,c</sup> Andrés E. Rentería-Olivo,<sup>a</sup> Germán Rodrigo,<sup>a</sup> German F. R. Sborlini<sup>d,a</sup> and Luiz Vale Silva<sup>a</sup>

<sup>a</sup>*Instituto de Física Corpuscular, Universitat de València – Consejo Superior de Investigaciones Científicas, Parc Científic, E-46980 Paterna, Valencia, Spain.*

<sup>b</sup>*Facultad de Ciencias Físico-Matemáticas, Universidad Autónoma de Sinaloa, Ciudad Universitaria, CP 80000 Culiacán, Mexico.*

<sup>c</sup>*Facultad de Ciencias de la Tierra y el Espacio, Universidad Autónoma de Sinaloa, Ciudad Universitaria, CP 80000 Culiacán, Mexico.*

<sup>d</sup>*Deutsches Elektronen-Synchrotron DESY, Platanenallee 6, 15738 Zeuthen, Germany.*

*E-mail:* [norma.selomit.ramirez@ific.uv.es](mailto:norma.selomit.ramirez@ific.uv.es),  
[andres.renteria@ific.uv.es](mailto:andres.renteria@ific.uv.es), [german.rodrigo@csic.es](mailto:german.rodrigo@csic.es),  
[german.sborlini@desy.de](mailto:german.sborlini@desy.de), [luizva@ific.uv.es](mailto:luizva@ific.uv.es)

**ABSTRACT:** We present a novel benchmark application of a quantum algorithm to Feynman loop integrals. The two on-shell states of a Feynman propagator are identified with the two states of a qubit and a quantum algorithm is used to unfold the causal singular configurations of multiloop Feynman diagrams. To identify such configurations, we exploit Grover's algorithm for querying multiple solutions over unstructured datasets, which presents a quadratic speed-up over classical algorithms when the number of solutions is much smaller than the number of possible configurations. A suitable modification is introduced to deal with topologies in which the number of causal states to be identified is nearly half of the total number of states. The output of the quantum algorithm in *IBM Quantum* and *QUTE Testbed* simulators is used to bootstrap the causal representation in the loop-tree duality of representative multiloop topologies. The algorithm may also find application and interest in graph theory to solve problems involving directed acyclic graphs.

---

## Contents

<b>1</b>	<b>Introduction and motivation</b>	<b>1</b>
<b>2</b>	<b>Causality and the loop-tree duality</b>	<b>3</b>
<b>3</b>	<b>Geometric interpretation of causal flows</b>	<b>5</b>
<b>4</b>	<b>Quantum algorithm for causal querying</b>	<b>8</b>
<b>5</b>	<b>Benchmark multiloop topologies</b>	<b>10</b>
5.1	One loop	11
5.2	Two loops	13
5.3	Three loops	15
5.4	Four loops	18
5.5	Counting of causal states	21
<b>6</b>	<b>Conclusions</b>	<b>23</b>

---

## 1 Introduction and motivation

Quantum algorithms [1] are a very promising avenue for solving specific problems that become too complex or even intractable for classical computers because they scale either exponentially or superpolynomially. They are particularly well suited to solve those problems for which the quantum principles of superposition and entanglement can be exploited to gain a speed-up advantage over the counterpart classical algorithms. These are, for example, the well-known cases of database querying [2] and factoring integers into primes [3]. Other recent applications are related to the enhanced capabilities of quantum systems for minimizing Hamiltonians [4, 5] which lead to a wide range of applications in optimization problems. For instance, this framework has been used in quantum chemistry [6], nuclear physics [7, 8], and also finance, such as portfolio optimization [9].

The stringent demands that high-energy physics will meet in the coming Run 3 of the CERN’s Large Hadron Collider (LHC) [10], the posterior high-luminosity phase [11], and the planned future colliders [12–15] motivates exploring new technologies. In this context, quantum algorithms have recently started to come under the spotlight of the particle physics community. Some applications include: the speed up of jet clustering algorithms [16–18], jet quenching [19], determination of parton densities [20], simulation of parton showers [21–23], heavy-ion collisions [23], quantum machine learning [24–26] and lattice gauge theories [27–32].

Despite recent proposals on numerical evaluation of tree-level helicity amplitudes [33], it is generally accepted that the perturbative description of hard scattering processes at high energies is beyond the reach of quantum computers, since it would require a prohibitive number of qubits. In

this article, we present a proof-of-concept of a quantum algorithm applied to perturbative quantum field theory and demonstrate that the unfolding of certain properties of Feynman loop integrals is fully appropriate and amenable in a quantum computing approach.

The problem that we address is the bootstrapping of the causal representation of multiloop Feynman integrals in the loop-tree duality (LTD) formalism from the identification of all internal configurations that fulfill causality requirements among the  $N = 2^n$  potential solutions, where  $n$  is the number of internal Feynman propagators. As we will show, this is a satisfiability problem that can be solved with Grover’s algorithm [2]. The archetypal situation in which this algorithm is employed consists in finding a single and unique solution among a large unstructured set of  $N$  configurations. While a classical algorithm requires testing the satisfiability condition for all cases, i.e.  $\mathcal{O}(N)$  iterations, the quantum algorithm considers all the states in a uniform superposition and tests the satisfiability condition at once. Ultimately, the complexity of the task goes from  $\mathcal{O}(N)$  in the classical case to  $\mathcal{O}(\sqrt{N})$  in the quantum one. This constitutes a big motivation to explore the applicability of such algorithms in the calculation of Feynman diagrams and integrals. In this article, we introduce a suitable modification of the original Grover’s algorithm for querying of multiple solutions [34] to identify all the states of a multiloop Feynman diagram that satisfy causality. It is worth appreciating that since its introduction in 1996, Grover’s algorithm has been generalized [35, 36] and adapted for other applications, such as solving the collision problem [37] or performing partial quantum searches [38].

From a purely mathematical perspective causal solutions correspond in graph theory to directed acyclic graphs [39], which have a broad scope of applications in other sciences, including the characterization of quantum networks [40]. In classical computation, there exist performant algorithms that identify closed directed loops in connected graphs based on searches on tree representations, such as the well known depth-first search method [41]. We apply a different strategy, exploiting the structure of graphs that are relevant in higher-order perturbative calculations, in order to ease the identification of causal solutions.

The LTD, initially proposed in Ref. [42–44], has undergone significant development in recent years [45–72]. One of its most outstanding properties is the existence of a manifestly causal representation, which was conjectured for the first time in Ref. [61] and further developed in Refs. [63–67, 69, 70]. A Wolfram Mathematica package, `Lotty` [71], has recently been released to automate calculations in this formalism. The cancellation of noncausal singularities among different contributions of the LTD representation of Feynman loop integrals was first observed at one loop in Ref. [45, 47] and at higher-orders in Refs. [53, 56, 58]. Noncausal singularities are unavoidable in the Feynman representation of loop integrals, although they do not have any physical effect. Even if they cancel explicitly in LTD among different terms, they lead to significant numerical instabilities. Remarkably, noncausal singularities are absent in the causal LTD representation resulting in more stable integrands (see e.g. Ref. [64]). Therefore, the main motivation of this article is to exploit and combine the most recent developments in LTD with the exploration of quantum algorithms in perturbative quantum field theory.

The outline of the paper is the following. In Sec. 2, we present a brief introduction to the loop-tree duality (LTD), with special emphasis in the causal structure. In Sec. 3, we describe how to efficiently obtain causal configurations by using geometrical arguments. In particular, we motivate the importance of identifying all the configurations with a consistent causal flow of internal

momenta, which are equivalent to directed acyclic graphs. Then, we describe the quantum algorithm and its implementation in Sec. 4. We present explicit examples up to four e-loops in Sec. 5, where we compare with results already obtained with a classical computation [61, 63, 64]. In Sec. 5.5 we explain the counting of states fulfilling the causality conditions, and how this makes the problem suitable for applying a quantum querying algorithm. Finally, we present our conclusions and comment on possible future research directions in Sec. 6.

## 2 Causality and the loop-tree duality

Loop integrals and scattering amplitudes in the Feynman representation are defined as integrals in the Minkowski space of  $L$  loop momenta

$$\mathcal{A}_F^{(L)} = \int_{\ell_1 \dots \ell_L} \mathcal{N}(\{\ell_s\}_L, \{p_j\}_P) \prod_{i=1}^n G_F(q_i), \quad (2.1)$$

where the momentum  $q_i$  of each Feynman propagator,  $G_F(q_i)$ , is a linear combination of the primitive loop momenta,  $\ell_s$  with  $s \in \{1, \dots, L\}$ , and external momenta,  $p_j$  with  $j \in \{1, \dots, P\}$ . The numerator  $\mathcal{N}$  is determined by the interaction vertices in the given theory and the kind of particles that propagate, i.e. scalars, fermions or vector bosons. Its specific form is not relevant for the following application. The integration measure in dimensional regularization is given by

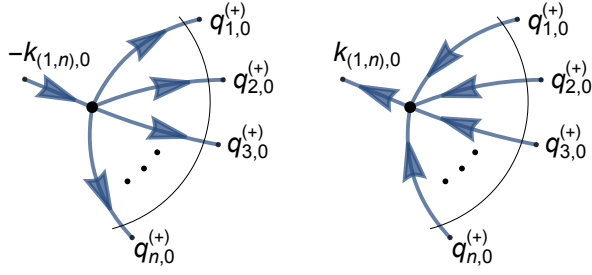
$$\int_{\ell_s} = -i\mu^{4-d} \int d^d \ell_s / (2\pi)^d, \quad (2.2)$$

where  $d$  is the number of space-time dimensions and  $\mu$  is an arbitrary energy scale. Rewriting the Feynman propagators in momentum space in the unconventional form

$$G_F(q_i) = \frac{1}{(q_{i,0} - q_{i,0}^{(+)})(q_{i,0} + q_{i,0}^{(+)})}, \quad (2.3)$$

with  $q_{i,0}^{(+)} = \sqrt{\mathbf{q}_i^2 + m_i^2} - i0$  (where  $\mathbf{q}_i$  are the spacial components of  $q_i$  and  $m_i$  is the mass of the propagating particle), one clearly observes that the integrand in Eq. (2.1) becomes singular when the energy component  $q_{i,0}$  takes one of the two values  $\pm q_{i,0}^{(+)}$ . This corresponds to setting on shell the Feynman propagator with either positive or negative energy. If we always label  $q_i$  as flowing in the same direction, the corresponding time ordered diagram describes particles propagating forward or backward in time, respectively. If we are allowed to modify the momentum flow, the negative energy state represents an on-shell particle propagating in the opposite direction as the positive energy one. Regardless of our physical interpretation, the two on-shell states of a Feynman propagator are naturally encoded in a qubit and if all the propagators get on shell simultaneously there are  $N = 2^n$  potential singular configurations.

However, not all potential singular configurations of the integrand lead to physical singularities of the integral. The well-known Cutkosky's rules [73] provide a simple way to calculate the discontinuities of scattering amplitudes that arise when particles in the loop are produced as real particles, requiring that the momentum flow of the particles that are set on shell are aligned in certain directions over the threshold cut. All other singularities are noncausal and should have no physical



**Figure 1:** Graphical interpretation of the causal configurations encoded by  $\lambda_{(1,n)}^-$  (right). If the total external momentum is outgoing,  $k_{(1,n),0} > 0$ , a threshold singularity arises when all the internal momenta are on shell and their three-momenta flow towards the interaction vertex. The mirror configuration encoded by  $\lambda_{(1,n)}^+$  (left) generates a threshold singularity if  $k_{(1,n),0} < 0$ .

effect on the integrated expression. However, they still manifest themselves as singularities of the integrand.

In order to have a deeper understanding of the structures leading to the causal singularities, we can exploit the most relevant features of the LTD formalism. The LTD representation of Eq. (2.1) is obtained by integrating out one of the components of the loop momenta through the Cauchy's residue theorem, then reducing the dimensionality of the integration domain by one unit per loop. The integration of the energy component is advantageous because the remaining integration domain, defined by the loop three-momenta, is Euclidean. Nevertheless, the LTD theorem is valid in any coordinate system [42, 61]. As a result, Feynman loop integrals or scattering amplitudes are recast as a sum of nested residues, each term representing a contribution in which  $L$  internal particles have been set on shell in such a way that the loop configuration is open to a connected tree. Explicitly, after all the nested residues are summed up, noncausal contributions are analytically cancelled and the loop integral in Eq. (2.1) takes the causal dual representation

$$\mathcal{A}_D^{(L)} = \int_{\vec{\ell}_1 \dots \vec{\ell}_L} \frac{1}{x_n} \sum_{\sigma \in \Sigma} \frac{\mathcal{N}_{\sigma(i_1, \dots, i_{n-L})}}{\lambda_{\sigma(i_1)} \dots \lambda_{\sigma(i_{n-L})}} + (\lambda_p^+ \leftrightarrow \lambda_p^-), \quad (2.4)$$

with  $x_n = \prod_n 2q_{i,0}^{(+)}$  and  $\int_{\vec{\ell}_s} = -\mu^{4-d} \int d^{d-1} \ell_s / (2\pi)^{d-1}$  the integration measure in the loop three-momentum space. The Feynman propagators from Eq. (2.1) are substituted in Eq. (2.4) by causal denominators of the form

$$\lambda_p^\pm = \sum_{i \in p} q_{i,0}^{(+)} \pm k_{p,0}, \quad (2.5)$$

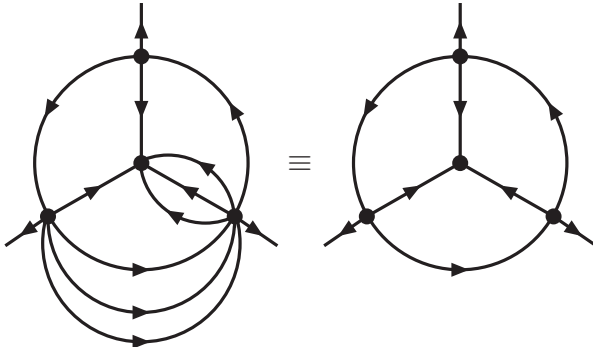
where  $p$  is a partition of the set of on-shell energies, and  $k_{p,0}$  is a linear combination of the energy components of the external momenta. Causal denominators may appear raised to a power if the Feynman propagators in the original representation are raised to a power, for example due to self-energy insertions. Each  $\lambda_p^\pm$  is associated to a kinematic configuration in which the momentum flows of all the propagators that belong to the partition  $p$  are aligned in the same direction. A graphical interpretation is provided in Fig. 1. Any other configuration cannot be interpreted as causal and is absent from Eq. (2.4). Depending on the sign of  $k_{p,0}$ , either  $\lambda_p^+$  or  $\lambda_p^-$  becomes singular when all the propagators in  $p$  are set on shell.

The set  $\Sigma$  in Eq. (2.4) contains all the combinations of causal denominators that are entangled, i.e. whose momentum flows are compatible with each other and therefore represent causal thresholds that can occur simultaneously. Each element in  $\Sigma$  fixes the momentum flows of all propagators in specific directions. Conversely, once the momentum flows of all propagators are fixed, the causal representation in Eq. (2.4) can be bootstrapped. In the next section, we will explain in more details the geometrical concepts that justify these results, establishing a connection with the formalism presented in Refs. [69, 70].

The LTD causal representation has similarities with Cutkosky’s rules [73] and Steinmann’s relations [69, 74–80] in that it only exhibits the physical or causal singularities but it is essentially different in that it provides the full integral, and not solely the associated discontinuities.

### 3 Geometric interpretation of causal flows

Originated from the perturbative expansion of the path integral, multiloop multileg scattering amplitudes are described by Feynman diagrams made of vertices and lines connecting them. Whilst vertices codify interactions among particles, lines are associated to virtual states propagating before/after the interactions take place. These Feynman diagrams might contain closed paths or loops, which symbolises quantum fluctuations involving the emission and subsequent absorption of a virtual particle. As described in the previous section, the number of loops corresponds to the number of free integration variables in Eq. (2.1).



**Figure 2:** Causal equivalence of a multiloop Feynman diagram (left) with a reduced Feynman graph made of edges obtained by merging all propagators connecting a pair of vertices (right).

However, the dual causal representation presented in Refs. [61, 63, 64] can be described by relying on *reduced* Feynman graphs built from vertices and *edges* [69, 70]<sup>1</sup>. Considering a number of propagators (lines) connecting a pair of interaction vertices, the only possible causal configurations are those in which the momentum flow of all the propagators are aligned in the same direction. As a result, and with the purpose of bootstrapping the causal configurations, a multiloop bunch of propagators can be replaced by a single *edge* representing the common momentum flow

<sup>1</sup>In Ref. [70], the word *multi-edge* is used instead of edge to avoid confusion with the notation traditionally developed for geometry and graph theory.

[69, 70], see Fig. 2. This replacement is further supported by the explicit demonstrations reported in Ref. [67].

Once propagators have been collapsed into edges, we can count the number of actual loops in the reduced Feynman graph: these are the so-called *eloops*. We would like to emphasize that the number of eloops is always smaller (or equal) to the number of loops. Whilst the latter counts the number of primitive integration variables, the former refers to a purely graphical/topological property of the reduced Feynman graph.

Following the geometrical description of Feynman diagrams, it is possible to introduce a topological classification related to the number of vertices,  $V$ . In concrete, we define the *order* of a reduced diagram as  $k = V - 1$ , which corresponds to the number of off-shell lines involved in the dual representation. In fact, it can be shown that  $k = n - L$ , and thus the order of the diagram coincides with the number of causal propagators that are being multiplied in each term of the causal representation in Eq. (2.4).

At this point, let us comment on the reconstruction of the causal structure and some of the available computational strategies for that purpose. Causal propagators,  $1/\lambda_p^\pm$ , are identified efficiently starting from the connected binary partitions of vertices of the reduced Feynman graph. Once the causal propagators are known, the representation in Eq. (2.4) can be recovered by identifying all the possible causal compatible combinations of  $k$  causal propagators: these are the so-called *causal entangled thresholds*. There are three conditions that determine the allowed entanglements [70]:

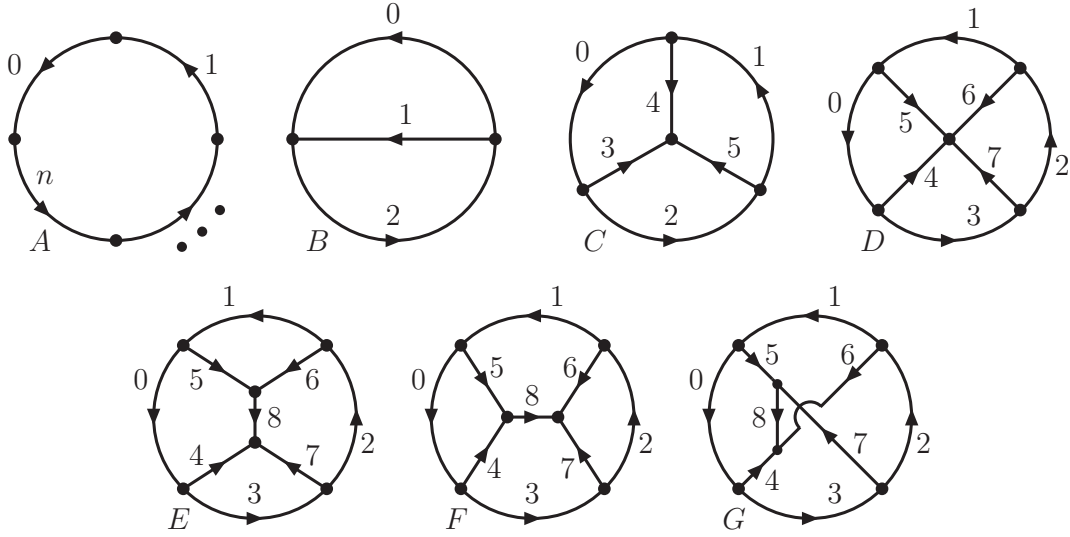
1. The combination of  $k$  causal propagators depends on the on-shell energies of all the edges.
2. The two sets of vertices associated to two causal propagators are disjoint, or one of them is totally included in the other. For instance, if a maximally connected graph (i.e. a graph where all the vertices are connected to each other) is composed by the vertices  $V = \{1, 2, 3, 4, 5\}$ , then  $\lambda_1 = \{2, 3, 4\}$  and  $\lambda_2 = \{1, 3, 4\}$  cannot be simultaneously entangled since their intersection is not empty. But,  $\lambda_1$  and  $\lambda_3 = \{2, 3\}$  are causal-compatible because  $\{2, 3\} \subset \{2, 3, 4\}$ .
3. *Causal flow*: The momentum of the edges that cross a given binary partition of vertices (i.e. each  $\lambda_i$  being entangled) must be consistently aligned. Momentum must flow from one partition to a different one.

The strategy to successfully identify the set  $\Sigma$  in Eq. (2.4) consists in following the conditions 1 to 3, in that specific order, as already implemented in Refs. [70, 81]. Remarkably, the third condition can be reinterpreted as the directed graphs associated to the reduced Feynman diagram. Since momenta must exit one partition and enter into a different one, there cannot be closed cycles. This means that condition 3 is equivalent to identifying all possible *directed acyclic graphs* compatible with a given set of causal propagators  $\{\lambda_{i_1}, \dots, \lambda_{i_k}\}$ . In this way, another reformulation exists for the causal reconstruction:

1. *Causal flow*: Identify all the possible directed acyclic graphs obtained from the original reduced Feynman graph.

2. Dress each causal configuration with all the possible combinations of entangled causal propagators fulfilling conditions 1-2 of the previous listing.

Both approaches turn out to be equivalent, and this justifies that we focus on the detection of causal configurations from the corresponding directed acyclic graphs. However, the identification of directed acyclic graphs is known to be very time-demanding in classical computations (as will be later exposed in Sec. 5.5). This motivates the search of alternatives that could provide any possible speed-up. In the following we will explain how to use quantum algorithms for such a purpose. This can be considered as a first step towards a fully quantum approach to the identification of entangled causal thresholds.



**Figure 3:** Representative multiloop topologies with up to four e-loops. The direction of the arrows corresponds to the  $|1\rangle$  states. The vertices may or may not have attached external momenta. Beyond one e-loop, each line can be composed of  $n_i$  edges that introduce additional vertices. From left to right and top to bottom: one e-loop with  $n$  vertices, two e-loops (MLT), three e-loops ( $N^2$ MLT), four e-loops with one four-particle vertex ( $N^3$ MLT), and four e-loops with trivalent interactions ( $N^4$ MLT),  $t$ -,  $s$ - and  $u$ -channels.

In Fig. 3, we show the representative multiloop topologies that we have considered in this work. We follow the classification scheme introduced in Refs. [63, 64], where loop diagrams are ranked according to the number of sets of propagators that depend on different linear combinations of the loop momenta, starting from the maximal loop topology (MLT) with  $L + 1$  sets, to  $N^k$ MLT with  $L + 1 + k$  sets. An extended classification has been introduced in Ref. [69] that considers all the vertices connected to each other.



## 4 Quantum algorithm for causal querying

Following the standard Grover's querying algorithm [2] over unstructured databases, we start from a uniform superposition of  $N = 2^n$  states

$$|q\rangle = \frac{1}{\sqrt{N}} \sum_{x=0}^{N-1} |x\rangle, \quad (4.1)$$

which can also be seen as the superposition of one winning state  $|w\rangle$ , encoding all the causal solutions in a uniform superposition, and the orthogonal state  $|q_\perp\rangle$ , that collects the noncausal states

$$|q\rangle = \cos \theta |q_\perp\rangle + \sin \theta |w\rangle. \quad (4.2)$$

The mixing angle is given by  $\theta = \arcsin \sqrt{r/N}$ , where  $r$  is the number of causal solutions, and the winning and orthogonal uniform superpositions are given by

$$|w\rangle = \frac{1}{\sqrt{r}} \sum_{x \in w} |x\rangle, \quad |q_\perp\rangle = \frac{1}{\sqrt{N-r}} \sum_{x \notin w} |x\rangle. \quad (4.3)$$

The algorithm requires two operators, the oracle operator

$$U_w = \mathbf{I} - 2|w\rangle\langle w|, \quad (4.4)$$

that flips the state  $|x\rangle$  if  $x \in w$ ,  $U_w|x\rangle = -|x\rangle$ , and leaves it unchanged otherwise,  $U_w|x\rangle = |x\rangle$  if  $x \notin w$ , and the Grover's diffusion operator

$$U_q = 2|q\rangle\langle q| - \mathbf{I}, \quad (4.5)$$

that performs a reflection around the initial state  $|q\rangle$ . The iterative application of both operators  $t$  times leads to

$$(U_q U_w)^t |q\rangle = \cos \theta_t |q_\perp\rangle + \sin \theta_t |w\rangle, \quad (4.6)$$

where  $\theta_t = (2t + 1)\theta$ . The goal is then to reach a final state such that the probability of each of the components in the orthogonal state is much smaller than the probability of each of the causal solutions by choosing  $\theta_t$  accordingly:

$$\frac{\cos^2 \theta_t}{N-r} \ll \frac{\sin^2 \theta_t}{r}. \quad (4.7)$$

This goal is achieved when  $\sin^2 \theta_t \sim 1$ .

Grover's standard algorithm works well if  $\theta \leq \pi/6$ , namely  $r \leq N/4$ , but does not provide the desired amplitude amplification of the winning states for larger angles. For example, if  $\theta = \pi/3$  the first iteration leads to  $\theta_1 = \pi$  which in fact suppresses the projection onto the set of solutions, while for  $\theta = \pi/4$  or  $r = N/2$  no matter how many iterations are enforced the probabilities of the initial states remain unchanged. One of the strategies that we apply, which is also valid for other problems where the number of solutions is larger than  $N/4$ , is to enlarge the total number of states without increasing the number of solutions by introducing ancillary qubits in the register that encodes the

edges of the loop diagram <sup>2</sup>. In general, the maximum number of ancillary qubits needed is two, as this increases the number of total states by a factor of 4. Furthermore, for Feynman loop diagrams we will take advantage of the fact that given a causal solution (directed acyclic configuration), the mirror state in which all internal momentum flows are reversed is also a causal solution. Therefore, we will single out one of the edges and consider that only one of its states contributes to the winning set, while the mirror states are directly deduced from the selected causal solutions. As a result, the complete set of causal solutions can be determined with the help of at most one ancillary qubit.

Three registers are needed for the implementation of the quantum algorithm, together with another qubit that is used as marker by the Grover's oracle. The first register, whose qubits are labelled  $q_i$ , encode the states of the edges. The qubit  $q_i$  is in the state  $|1\rangle$  if the momentum flow of the corresponding edge is oriented in the direction of the initial assignment and in  $|0\rangle$  if it is in the opposite direction (see Fig. 3). In any case, the final physical result is independent of the initial assignment, being used only as a reference.

The second register, named  $c_{ij}$ , stores the Boolean clauses that probe whether or not two qubits representing two adjacent edges are in the same state (whether or not are oriented in the same direction). These binary clauses are defined as

$$\begin{aligned} c_{ij} &\equiv (q_i = q_j) , \\ \bar{c}_{ij} &\equiv (q_i \neq q_j) , \quad i, j \in \{0, \dots, n-1\} . \end{aligned} \quad (4.8)$$

The third register,  $a_k(\{c_{ij}\}, \{\bar{c}_{ij}\})$ , encodes the loop clauses that probe if all the qubits (edges) in each of the eloops that are part of the diagram form a cyclic circuit.

The causal quantum algorithm is implemented as follows. The initial uniform superposition is obtained by applying Hadamard gates to each of the qubits in the  $q$ -register,  $|q\rangle = H^{\otimes n}|0\rangle$ , while the qubit which is used as Grover's marker is initialized to

$$|out_0\rangle = \frac{|0\rangle - |1\rangle}{\sqrt{2}} \equiv |-\rangle , \quad (4.9)$$

which corresponds to a Bell state in the basis  $\{|0\rangle, |1\rangle\}$ . The other registers,  $|c\rangle$  and  $|a\rangle$ , used to store the binary and eloop clauses are initialized to  $|0\rangle$ . Each binary clause  $\bar{c}_{ij}$  requires two CNOT gates operating between two qubits in the  $|q\rangle$  register and one qubit in the  $|c\rangle$  register. An extra XNOT gate acting on the corresponding qubit in  $|c\rangle$  is needed to implement a  $c_{ij}$  binary clause.

The oracle is defined as

$$U_w|q\rangle|c\rangle|a\rangle|out_0\rangle = (-1)^{f(a,q)} |q\rangle|c\rangle|a\rangle|out_0\rangle . \quad (4.10)$$

Therefore, if all the causal conditions are satisfied,  $f(a, q) = 1$ , the corresponding states are marked; otherwise, if  $f(a, q) = 0$ , they are left unchanged. After the marking, the  $|c\rangle$  and  $|a\rangle$  registers are rotated back to  $|0\rangle$  by applying the oracle operations in inverse order. Then, the diffuser  $U_q$  is applied to the register  $|q\rangle$ . We use the diffuser described in the IBM Qiskit website <sup>3</sup>.

The upper and lower limit in the number of qubits needed to analyze loop topologies of up to four eloops is summarized in Tab. 1. The final number of qubits depends on the internal configuration

<sup>2</sup>This strategy has been previously discussed in Ref. [82].

<sup>3</sup><http://qiskit.org/>

eloops (edges per set)	$ q\rangle$	$ c\rangle$	$ a\rangle$	Total
one ( $n$ )	$n + 1$	$n - 1$	1	$2n + 2$
two ( $n_0, n_1, n_2$ )	$n$	$n$	3	$2n + 4$
three ( $n_0, \dots, n_5$ )	$n$	$n + (2 \text{ to } 3)$	4 to 7	$2n + (7 \text{ to } 11)$
four ( $n_0, \dots, n_7$ )	$n$	$n + (3 \text{ to } 6)$	5 to 13	$2n + (9 \text{ to } 20)$
four ( $n_0, \dots, n_8^{(t,s)}$ )	$n$	$n + (4 \text{ to } 7)$	5 to 13	$2n + (10 \text{ to } 21)$
four ( $n_0, \dots, n_8^{(u)}$ )	$n$	$n + (5 \text{ to } 8)$	9 to 13	$2n + (15 \text{ to } 22)$

**Table 1:** Number of qubits in each of the three main registers. The total number of qubits includes the ancillary qubit which is initialized to  $|-\rangle$  to implement Grover’s oracle. Measurements are made on  $n = \sum n_i$  classical bits.

of the loop diagram. The lower limit is achieved if  $n_i = 1$ , the upper limit is saturated for  $n_i \geq 2$ . Specific details on the implementation of the quantum algorithm and causal clauses are provided in the next section. We use two different simulators: *IBM Quantum* provided by the open source Qiskit framework; and *Quantum Testbed (QUTE)* [83], a high performance quantum simulator developed and maintained by Fundación Centro Tecnológico de la Información y la Comunicación (CTIC)<sup>4</sup>.

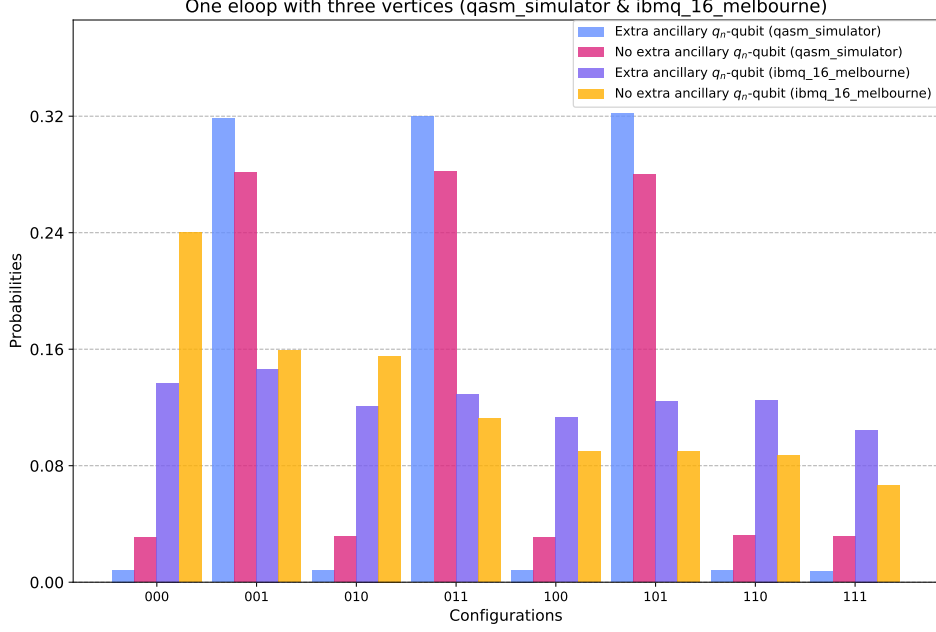
The output of the Grover’s algorithm described above is a quantum state that is predominantly a superposition of the whole set of causal solutions, with a small contribution from orthogonal states. After a measurement, a single configuration is determined and the superposition is lost. If one requires knowing all solutions and not just a single one, the original output of Grover’s algorithm has then to be prepared and measured a certain number of times, large enough in order to scan over all causal solutions, and to distinguish them from the less probable noncausal cases. For the identification of causal solutions in the cases shown in Fig. 3, for which the number of solutions is of the same order of the total number of configurations, the quantum advantage over classical algorithms is suppressed. However, as we will explain in Sec. 5.5, the number of states fulfilling causal-compatible conditions for increasingly complex topologies is much smaller than the total combinations of thresholds. Thus, in these cases, we turn back to the original quantum speed-up provided by Grover’s algorithm.

The outcomes of the measurements are represented by histograms of frequency, which illustrate the excellent performance of the quantum algorithm.

## 5 Benchmark multiloop topologies

After introducing the quantum algorithm that identifies the causal configurations of multiloop Feynman diagrams in Sec. 4 and explaining the connection between acyclic graphs and causality in Sec. 3, we present here concrete examples. We consider several topological families of up to four eloops, discussing in each case the explicit implementation of the Boolean clauses and explaining the results obtained.

<sup>4</sup><http://qute.ctic.es/>



**Figure 4:** Probability distribution of causal configurations obtained with (blue) and without (purple) an ancillary qubit for a one-e-loop three-vertex topology. Results are presented with both the IBM quantum simulator and the real quantum device.

## 5.1 One e-loop

The one-e-loop topology consists of  $n$  vertices connected with  $n$  edges along a one loop circuit (see Fig. 3A). Each vertex has an external particle attached to it, although it is also possible to have vertices without attached external momenta that are the result of collapsing, e.g., a self-energy insertion into a single edge as explained in Sec. 3.

We need to check  $n - 1$  binary clauses, and there is one Boolean condition that has to be fulfilled

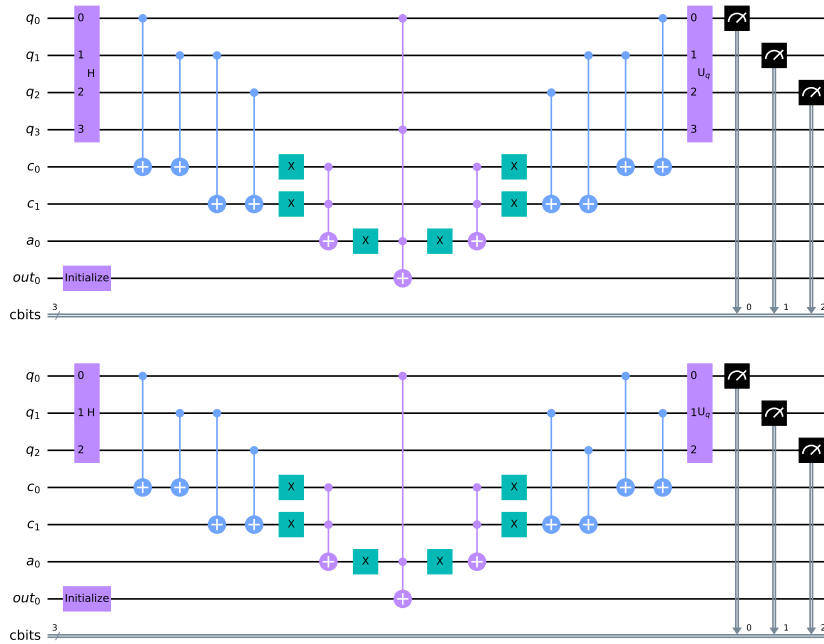
$$a_0(\{c_{ij}\}) \equiv \neg(c_{01} \wedge c_{12} \wedge \cdots \wedge c_{n-2,n-1}) . \quad (5.1)$$

The qubit  $a_0$  is set to one if not all the edges are oriented in the same direction. This condition is implemented by imposing a multicontrolled Toffoli gate followed by a Pauli-X gate. We know, however, that this condition is fulfilled for  $N - 2$  states at one e-loop. Therefore, the initial Grover's angle tends to  $\arcsin\left(\sqrt{(N-2)/N}\right)\Big|_{n \rightarrow \infty} = \pi/2$ . In order to achieve the suppression of the orthogonal states, we introduce one ancillary qubit,  $q_n$ , and select one of the states of one of the qubits representing one of the edges. The required Boolean marker is given by

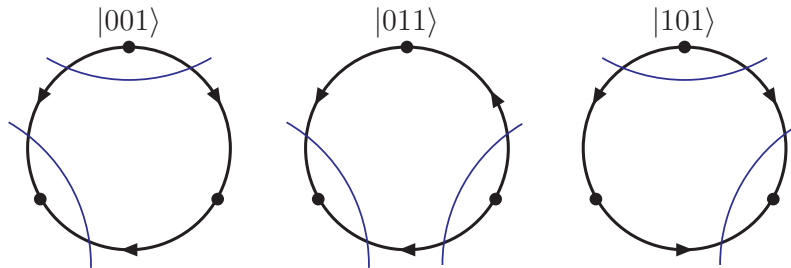
$$f^{(1)}(a, q) = a_0 \wedge q_0 \wedge q_n , \quad (5.2)$$

which is also implemented through a multicontrolled Toffoli gate.

The ratio of probabilities of measuring a winning state versus an orthogonal state is enhanced by adding the ancillary qubit. Alternatively, we can still rely on the original Grover's algorithm when the number of noncausal configurations is small, by swapping the definition of winning and



**Figure 5:** Quantum circuits used to bootstrap the causal configuration of a three-vertex multiloop Feynman diagram. Implementation with (up) and without (down) an ancillary qubit.



**Figure 6:** Causal bootstrapping of the one-loop three-vertex topology. Configurations with all internal momentum flows reversed (not shown) are also causal.

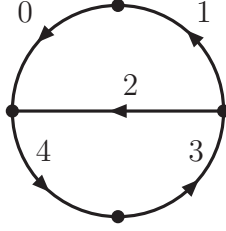
orthogonal states. However, the ancillary qubit is absolutely necessary when the number of winning solutions is  $\mathcal{O}(N/2)$ .

The output of the algorithm for a three-vertex multiloop topology is illustrated in Fig. 4, where we extract and compare the selection of causal states with and without the ancillary qubit. The corresponding quantum circuits are represented in Fig. 5. The ancillary qubit is set in superposition with the other qubits but is not measured because this information is irrelevant. Note that in the Qiskit convention qubits are ordered in such a way that the last qubit appears on the left-most side of the register  $|q\rangle$ .

The Fig. 6 shows the corresponding directed acyclic configurations and the bootstrapped causal

interpretation in terms of causal thresholds. Once the direction of the edges is fixed by the quantum algorithm, the causal thresholds are determined by considering all the possible on-shell cuts with aligned edges that are compatible or entangled with each other. This information can be translated directly into the LTD causal representation in Eq. (2.4); the on-shell energies  $q_{i,0}^{(+)}$  that contribute to a given causal denominator,  $\lambda_p^\pm$ , are those related through the same threshold.

The quantum depth of the circuit estimated by Qiskit is  $\mathcal{O}(200)$  with the ancillary qubit, and  $\mathcal{O}(150)$  without. In both cases, the depth of the circuit is too large to provide a good result in a present real device, as illustrated in Fig. 4, and we will focus hereafter on the results obtained by simulations. Results in the quantum simulators are in full agreement with the expectations.



**Figure 7:** Two-loop five-edge topology.

## 5.2 Two loops

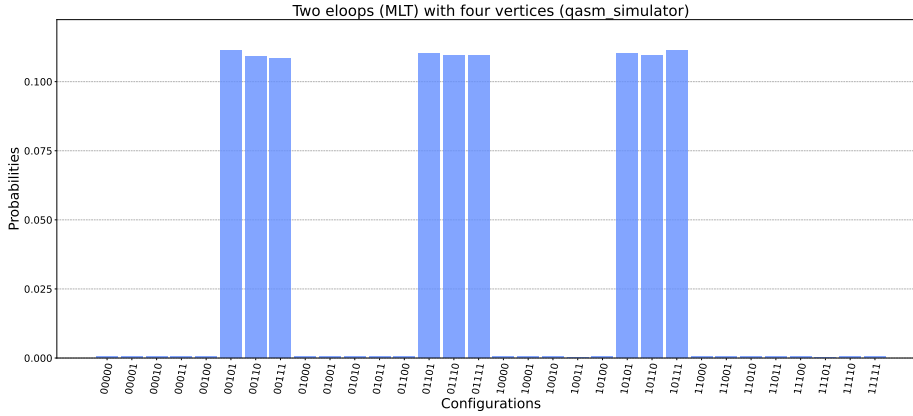
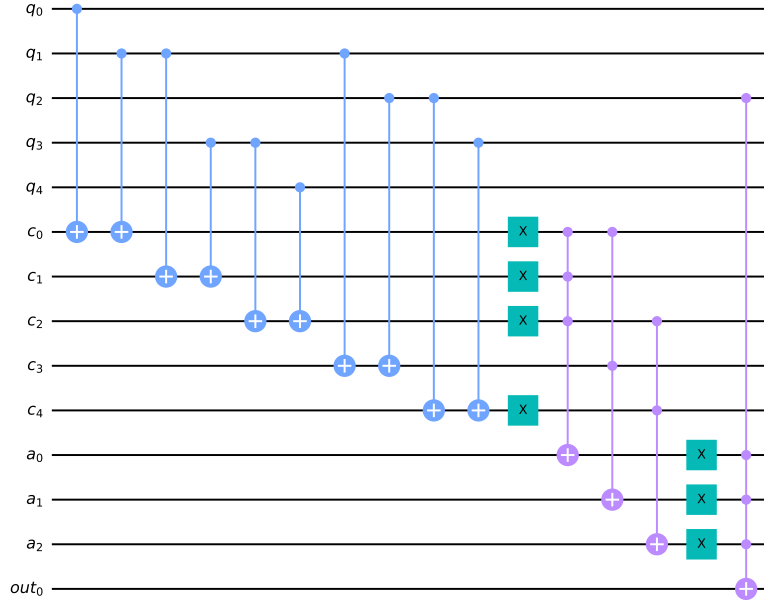
We now analyze multiloop topologies with two loops (see Fig. 3B). These topologies are characterized by three sets of edges with  $n_0$ ,  $n_1$  and  $n_2$  edges in each set and two common vertices. The first non-trivial configuration requires that at least two of the sets contain two or more edges. If  $n_0 = n_1 = n_2 = 1$ , we have a multibanana or MLT configuration with  $L + 1$  propagators which is equivalent to one edge, while the NMLT configuration with  $L + 2$  sets of propagators, or  $n_0 = 2$  and  $n_1 = n_2 = 1$ , is equivalent to the one-loop three-vertex topology already analyzed in Sec. 5.1 because propagators in the sets 1 and 2 can be merged into a single edge. We consider the five-edge topology depicted in Fig. 7 as the first non at two ops. The diagram is composed by three subloops, and therefore requires to test three combinations of binary clauses

$$\begin{aligned} a_0 &= \neg(c_{01} \wedge c_{13} \wedge c_{34}) , \\ a_1 &= \neg(c_{01} \wedge \bar{c}_{12}) , \\ a_2 &= \neg(c_{23} \wedge c_{34}) . \end{aligned} \tag{5.3}$$

We know from a classical computation [63] that the number of causal solutions over the total number of states is  $18/32 \sim 1/2$ . Therefore, it is sufficient to fix the state of one of the edges to reduce the number of states queried to less than  $1/4$ , while the ancillary  $q_n$ -qubit is not necessary. We select  $q_2$  as the qubit whose state is fixed, and check the Boolean condition

$$f^{(2)}(a, q) = (a_0 \wedge a_1 \wedge a_2) \wedge q_2 . \tag{5.4}$$

The oracle of the quantum circuit and its output in the IBM's Qiskit simulator are shown in Fig. 8, and the causal interpretation is provided in Fig. 9. The number of states selected in Fig. 8 is 9,

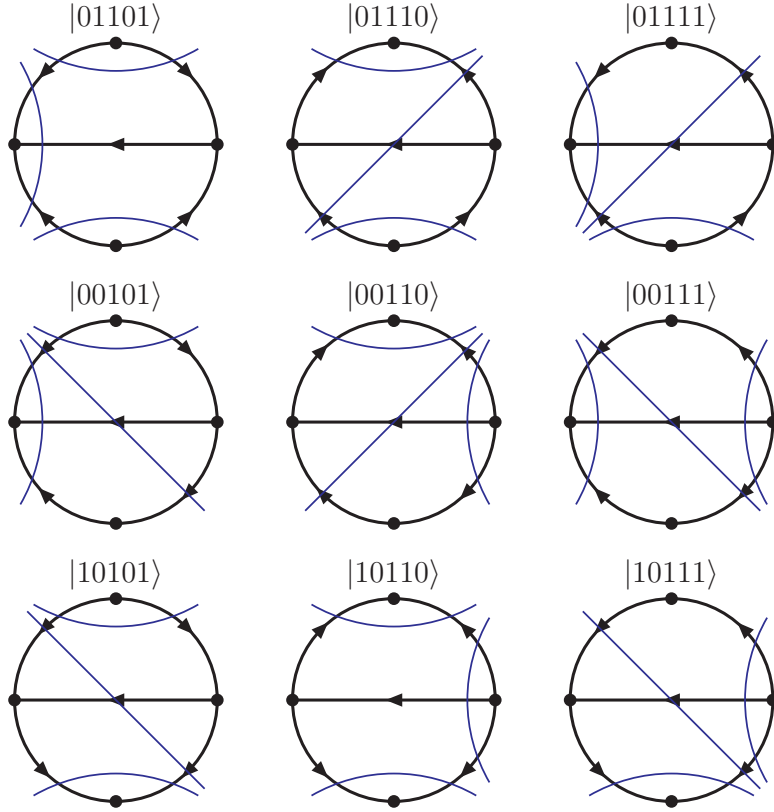


**Figure 8:** Oracle of the quantum circuit (up) and probability distribution of causal configurations (down) for a two-elooop topology (MLT) with  $n_0 = n_2 = 2$  and  $n_1 = 1$  edges.

corresponding to 18 causal states when considering the mirror configurations obtained by inverting the momentum flows, and in full agreement with the classical calculation.

The generalization to an arbitrary number of edges requires to check first if all the edges in each set are aligned. We define

$$b_s = \bigwedge_{i_s \in s} c_{i_s, i_s+1}, \quad s \in \{0, 1, 2\}. \quad (5.5)$$



**Figure 9:** Causal bootstrapping of the two-loop five-edge topology. Configurations with all internal momentum flows reversed (not shown) are also causal.

The number of subloops is always three, and so the number of conditions that generalize Eq. (5.3)

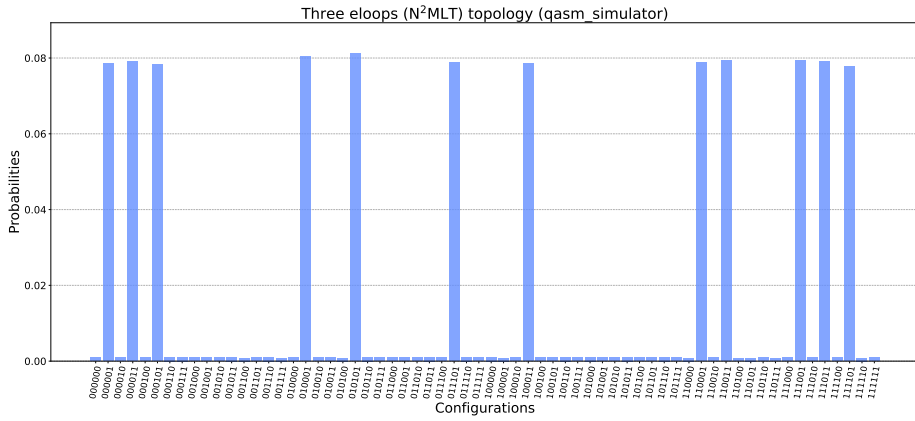
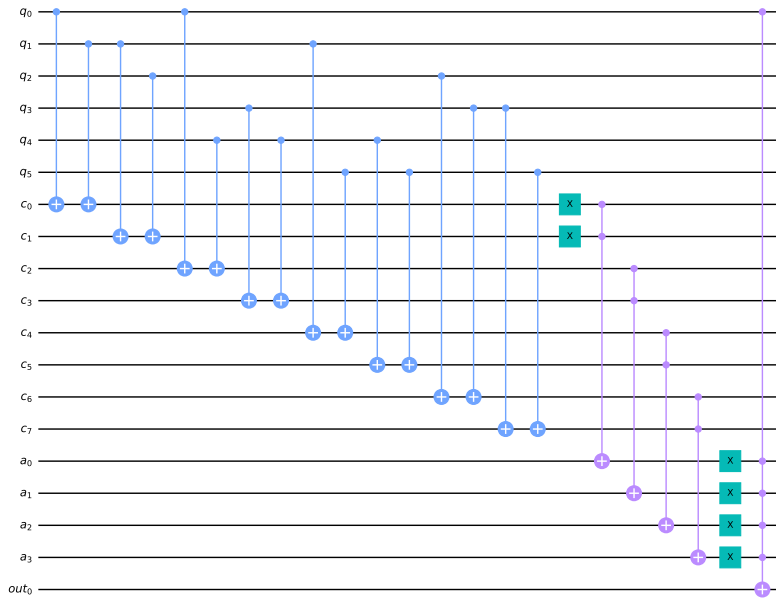
$$\begin{aligned}
 a_0 &= \neg (b_0 \wedge c_{0_0(n_2-1)} \wedge b_2) , \\
 a_1 &= \neg (b_0 \wedge \bar{c}_{(n_0-1)(n_1-1)} \wedge b_1) , \\
 a_2 &= \neg (b_1 \wedge c_{(n_1-1)0_2} \wedge b_2) ,
 \end{aligned} \tag{5.6}$$

where  $0_s$  represents the first edge of the set  $s$ , and  $(n_s - 1)$  is the last one. The total number of qubits required to encode these configurations is summarized in Tab. 1. With 32 qubits as the upper limit in the IBM Qiskit simulator, one can consider any two-loop topology with  $\sum n_i \leq 14$  distributed in three sets.

### 5.3 Three eloops

The  $N^2$ MLT multiloop topology (see Fig. 3C) is characterized by four vertices connected through six sets of edges, and  $n_i$  edges in each set,  $i \in \{0, \dots, 5\}$ . It appears for the first time at three loops.





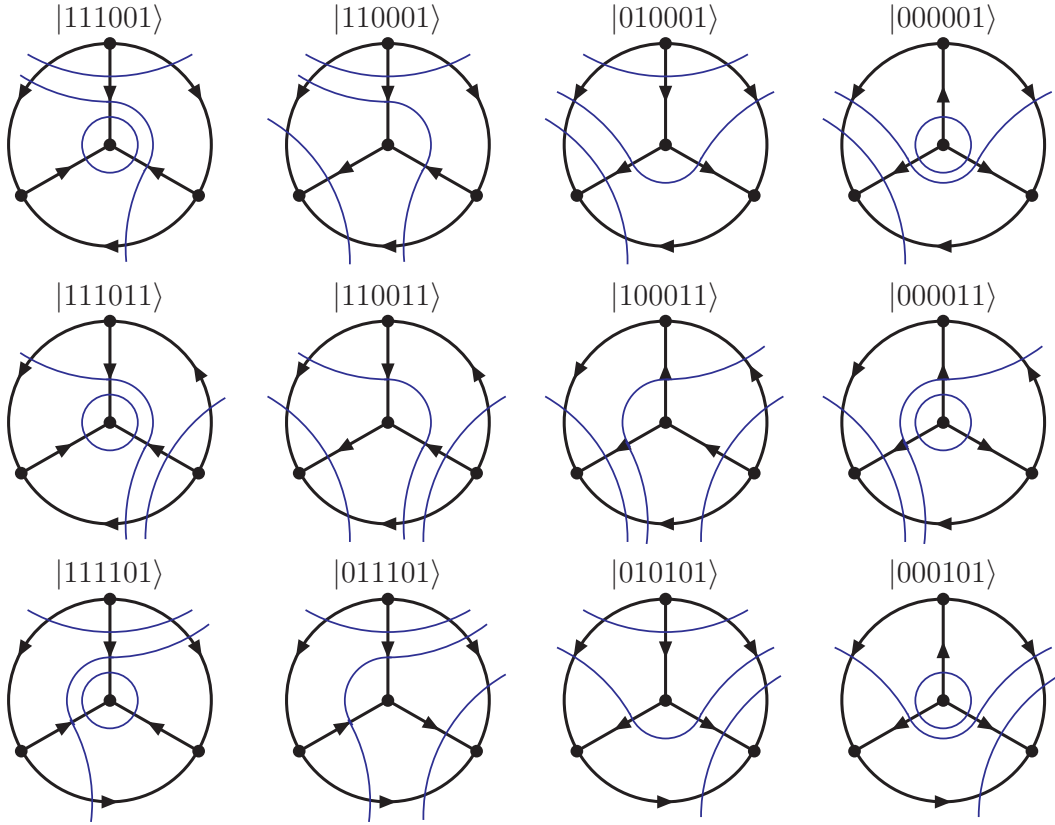
**Figure 10:** Oracle of the quantum circuit (up) and probability distribution of causal configurations (down) for a three-eloop topology (Mercedes topology or N<sup>2</sup>MLT with  $n_i = 1$ ).

The algorithm for the multiloop topology with  $n_i = 1$  requires to test the following loop clauses

$$\begin{aligned}
 a_0 &= \neg (c_{01} \wedge c_{12}) , \\
 a_1 &= \neg (\bar{c}_{04} \wedge \bar{c}_{34}) , \\
 a_2 &= \neg (\bar{c}_{15} \wedge \bar{c}_{45}) , \\
 a_3 &= \neg (\bar{c}_{23} \wedge \bar{c}_{35}) .
 \end{aligned}
 \tag{5.7}$$

It is worth to notice that the loop clauses can be implemented in several ways. For example the following expressions are equivalent

$$(\bar{c}_{04} \wedge \bar{c}_{34}) = (c_{03} \wedge \bar{c}_{34}) .
 \tag{5.8}$$



**Figure 11:** Causal bootstrapping of the three-loop topology ( $N^2\text{MLT}$ ). Configurations with all internal momentum flows reversed (not shown) are also causal.

However, the expression on the l.h.s. of Eq. (5.8) requires one NOT gate less than the one on the r.h.s., so it is preferable. It is also worth mentioning that testing loop clauses involving four edges, such as

$$\neg(\bar{c}_{35} \wedge \bar{c}_{15} \wedge c_{01}), \quad (5.9)$$

is not necessary because four-edge loops enclose one qubit that in any of its states would create a cyclic three-edge loop if the other four edges are oriented in the same direction. The final Boolean condition is

$$f^{(3)}(a, q) = (a_0 \wedge \dots \wedge a_3) \wedge q_0. \quad (5.10)$$

The oracle of the quantum circuit and probability distribution are shown in Fig. 10, and the causal interpretation is given in Fig. 11. The number of causal configurations is 24 out of 64 potential configurations.

For configurations with an arbitrary number of edges the loop clauses in Eq. (5.7) are substituted

by

$$\begin{aligned}
a_0 &= \neg (b_0 \wedge c_{(n_0-1)0_1} \wedge b_1 \wedge c_{(n_1-1)0_2} \wedge b_2) , \\
a_1 &= \neg (b_0 \wedge \bar{c}_{(n_0-1)(n_4-1)} \wedge b_4 \wedge \bar{c}_{0_4 0_3} \wedge b_3) , \\
a_2 &= \neg (b_1 \wedge \bar{c}_{(n_1-1)(n_5-1)} \wedge b_5 \wedge \bar{c}_{0_5 0_4} \wedge b_4) , \\
a_3 &= \neg (b_2 \wedge \bar{c}_{(n_2-1)(n_3-1)} \wedge b_3 \wedge \bar{c}_{0_3 0_5} \wedge b_5) .
\end{aligned} \tag{5.11}$$

This is the minimal number of loop clauses at three eeloops. For three-eeloop configurations with several edges in each set an extra binary clause ( $c_{(n_2-1)0_0}$ ) and up to three loop clauses may be needed to test cycles over four edge sets. These clauses are

$$\begin{aligned}
a_4 &= \neg (b_0 \wedge c_{(n_0-1)0_1} \wedge b_1 \wedge \bar{c}_{(n_1-1)(n_5-1)} \wedge b_5 \wedge \bar{c}_{0_3 0_5} \wedge b_3) , \\
a_5 &= \neg (b_1 \wedge c_{(n_1-1)0_2} \wedge b_2 \wedge \bar{c}_{(n_2-1)(n_3-1)} \wedge b_3 \wedge \bar{c}_{0_4 0_3} \wedge b_4) , \\
a_6 &= \neg (b_2 \wedge c_{(n_2-1)0_0} \wedge b_0 \wedge \bar{c}_{(n_0-1)(n_4-1)} \wedge b_4 \wedge \bar{c}_{0_5 0_4} \wedge b_5) .
\end{aligned} \tag{5.12}$$

The number of qubits reaches the upper limit reflected in Tab. 1 for  $n_i \geq 2$ .

#### 5.4 Four eeloops

Starting at four loops, we should consider four different topologies (see Fig. 3D to 3G). The  $N^3$ MLT multiloop topology is characterized by 8 sets of edges connected through 5 vertices. For  $n_i = 1$ , with  $i \in \{0, \dots, 7\}$ , the loop clauses are

$$\begin{aligned}
a_0^{(4)} &= \neg (c_{01} \wedge c_{12} \wedge c_{23}) , \\
a_1^{(4)} &= \neg (\bar{c}_{05} \wedge \bar{c}_{45}) , \\
a_2^{(4)} &= \neg (\bar{c}_{16} \wedge \bar{c}_{56}) , \\
a_3^{(4)} &= \neg (\bar{c}_{27} \wedge \bar{c}_{67}) , \\
a_4^{(4)} &= \neg (\bar{c}_{34} \wedge \bar{c}_{47}) ,
\end{aligned} \tag{5.13}$$

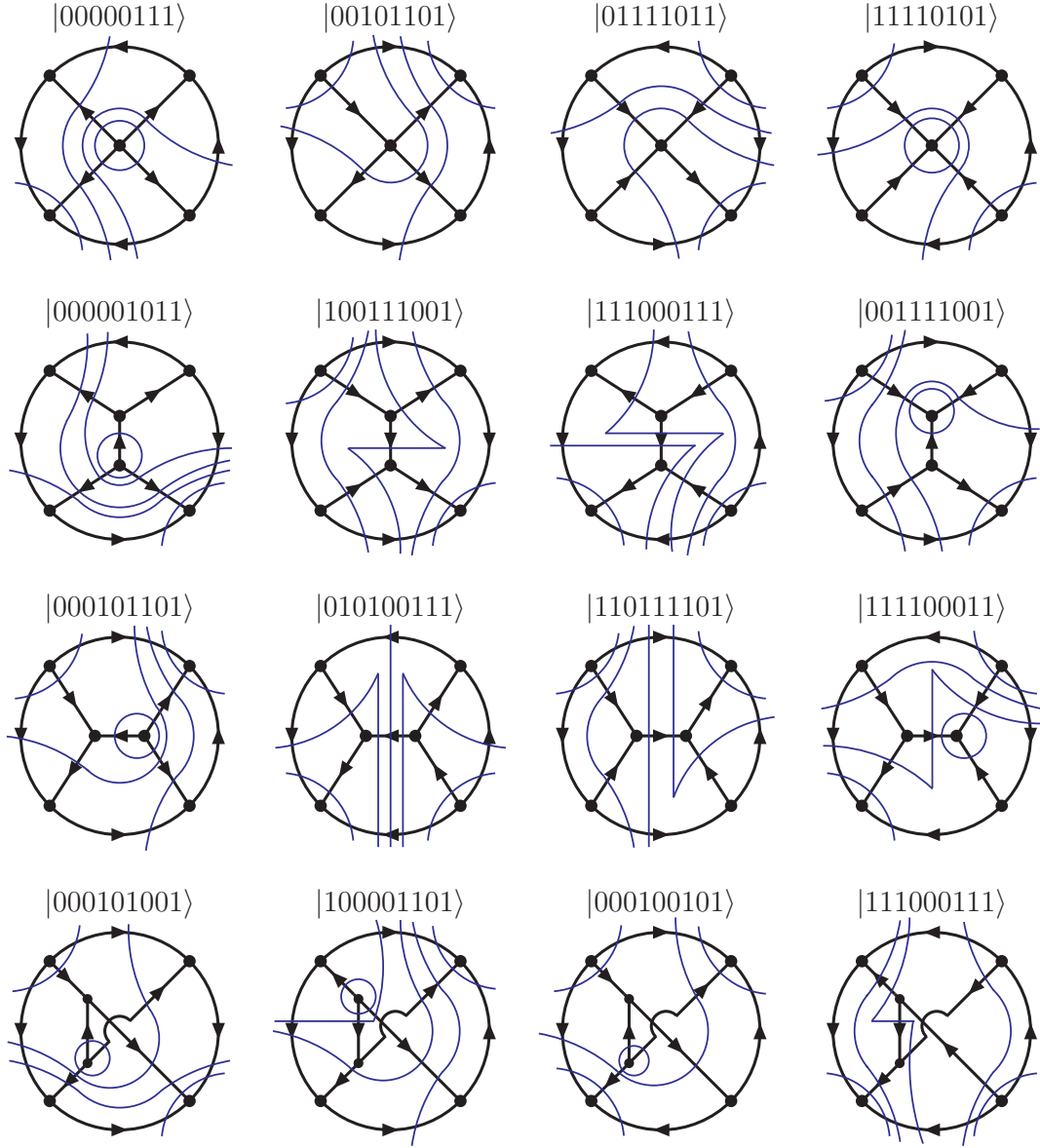
and the Boolean test function is

$$f^{(4)}(a, q) = (a_0^{(4)} \wedge \dots \wedge a_4^{(4)}) \wedge q_0 . \tag{5.14}$$

Some of the loop clauses in Eq. (5.13) are common to the  $t$ -,  $s$ - and  $u$ -channels, which are inclusively denoted as  $N^4$ MLT as they involve each one extra set of edges with respect to  $N^3$ MLT. The channel specific loop clauses that are needed are

$$a_1^{(t)} = \neg (\bar{c}_{05} \wedge c_{58} \wedge \bar{c}_{48}) , \quad a_3^{(t)} = \neg (\bar{c}_{27} \wedge \bar{c}_{78} \wedge c_{68}) , \tag{5.15}$$

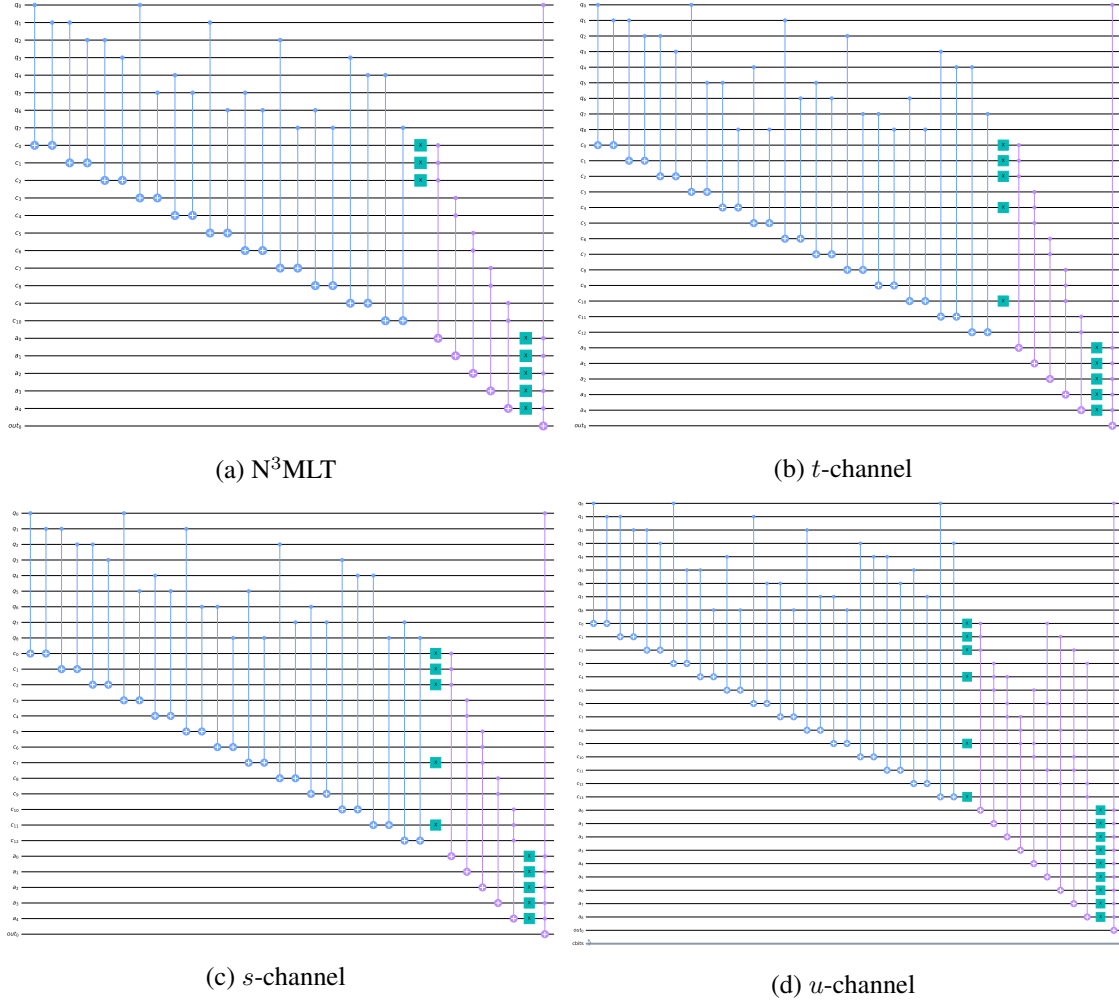
$$a_2^{(s)} = \neg (\bar{c}_{16} \wedge \bar{c}_{68} \wedge c_{58}) , \quad a_4^{(s)} = \neg (\bar{c}_{34} \wedge c_{48} \wedge \bar{c}_{78}) , \tag{5.16}$$



**Figure 12:** Representative bootstrapped diagrams at four eloops, from the quantum algorithm output in Fig. 14.

and

$$\begin{aligned}
a_3^{(u)} &= \neg(\bar{c}_{27} \wedge c_{78} \wedge \bar{c}_{68}) , \\
a_4^{(u)} &= \neg(\bar{c}_{34} \wedge \bar{c}_{48} \wedge c_{78}) , \\
a_5^{(u)} &= \neg(c_{01} \wedge \bar{c}_{16} \wedge \bar{c}_{46}) , \\
a_6^{(u)} &= \neg(c_{12} \wedge \bar{c}_{27} \wedge \bar{c}_{57}) , \\
a_7^{(u)} &= \neg(c_{23} \wedge \bar{c}_{34} \wedge \bar{c}_{46}) , \\
a_8^{(u)} &= \neg(c_{03} \wedge \bar{c}_{05} \wedge \bar{c}_{57}) .
\end{aligned} \tag{5.17}$$



**Figure 13:** Oracles of the quantum circuits for four-eloop topologies. (a)  $N^3$ MLT, (b)  $t$ -channel, (c)  $s$ -channels and (d)  $u$ -channel of  $N^4$ MLT.

The number of loop clauses for the  $u$ -channel is much larger than for the other configurations because it is the first nonplanar diagram. Each of the  $t$ -,  $s$ - and  $u$ -channel is characterized by one of the following Boolean conditions

$$\begin{aligned}
 f^{(4,t)}(a, q) &= \left( a_0^{(4)} \wedge a_1^{(t)} \wedge a_2^{(4)} \wedge a_3^{(t)} \wedge a_4^{(4)} \right) \wedge q_0, \\
 f^{(4,s)}(a, q) &= \left( a_0^{(4)} \wedge a_1^{(4)} \wedge a_2^{(s)} \wedge a_3^{(4)} \wedge a_4^{(s)} \right) \wedge q_0, \\
 f^{(4,u)}(a, q) &= \left( a_0^{(4)} \wedge a_1^{(t)} \wedge a_2^{(s)} \wedge a_3^{(u)} \wedge \dots \wedge a_8^{(u)} \right) \wedge q_0.
 \end{aligned} \tag{5.18}$$

The number of qubits required for each configuration is given by the lower ranges of Tab. 1, i.e. 25, 28, 28 and 33 qubits respectively. Despite the complexity of these topologies, the quantum algorithm is well supported by the capacity of the IBM Quantum simulator (see Fig. 14), with the exception of the  $u$ -channel that was tested within the QUTE Testbed framework as it supports more than 32 qubits (see Fig. 15). Following the procedure described for three-eloop topologies, more

complex topologies with  $n_i \geq 1$  are also amenable to the quantum algorithm, although they may soon exceed the current capacity of the quantum simulator. Representative bootstrapped diagrams at four e-loops are shown in Fig. 12. The corresponding oracles of the quantum circuits are presented in Fig. 13.

### 5.5 Counting of causal states

After discussing the causal structure of multiloop Feynman diagrams, it is clear that detecting all the configurations with causal-compatible momenta flow is crucial to identify the terms involved in the LTD representation of Eq. (2.4). Also, as explained in Sec. 4, the performance of quantum search algorithms depends on the number of winning states compared to all the possible configurations of the system. Thus, in this section, we present a counting of states fulfilling causality conditions for different topologies.

Given a reduced Feynman graph made of  $V$  vertices connected through  $n$  edges, there are  $N = 2^n$  possible orientations of the internal edges but only some of them are compatible with causality. Since causal-compatible momentum flows are in a one-to-one correspondence with the number of directed acyclic graphs,  $n_A$ , built from the original reduced Feynman graph, we are interested in estimating the ratio  $r = n_A/2^n$ . In order to do so, let us consider two extreme topologies:

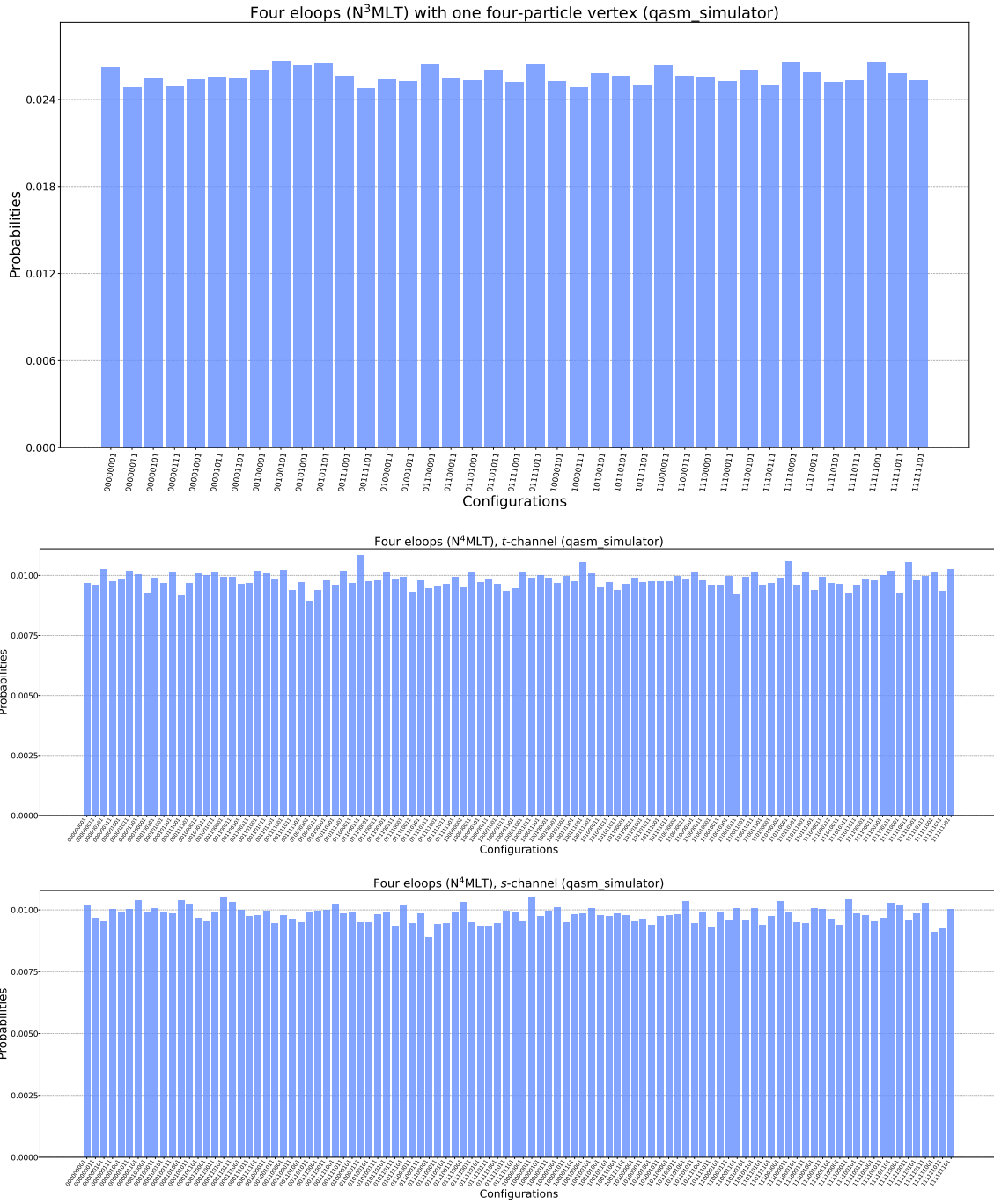
- *Maximally Connected Graph* (MCG) where all the vertices are connected to each other and  $n = V(V - 1)/2$ .
- *Minimally Connected Graph* (mCG) with  $n = V$ , i.e. the minimal number of edges. It only occurs at one e-loop.

For a fixed number of vertices  $V$ , the number of causal-compatible orientations is minimal for MCG but maximal for mCG; the bigger the number of edges, the larger the set of constraints that a graph must fulfil to be free of cycles. In fact, it is easy to show that

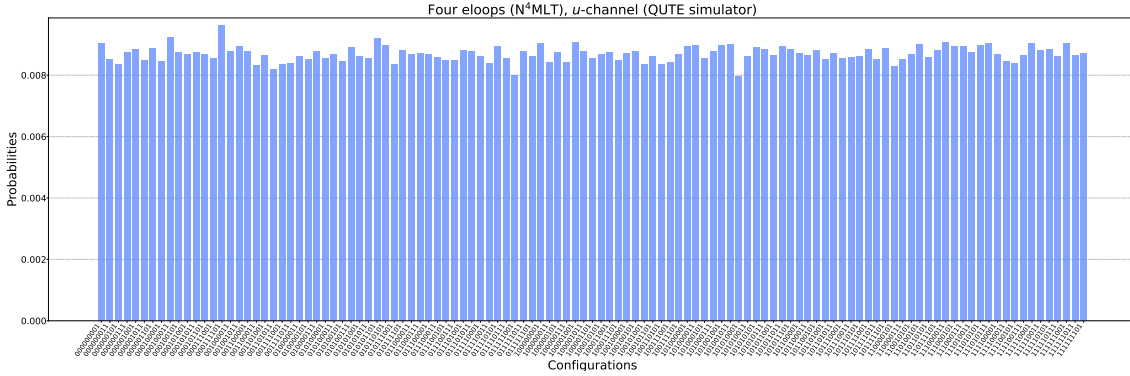
$$V! \leq n_A \leq 2^{(V-1)V/2} - 2, \quad (5.19)$$

which implies that, in the limit  $V \rightarrow \infty$ , we have  $r \rightarrow 0$  for highly-connected topologies. In other words, for diagrams with a high number of e-loops, the ratio  $r$  is generally small. On the other hand, for one e-loop diagrams,  $r \rightarrow 1$  as  $V \rightarrow \infty$ , which means that the ratio of *noncausal* flow configurations is small compared to the total number of configurations. In Tab. 2 we present explicit values for the topologies described in Fig. 3, focusing on the number of causal configurations ( $n_A$ ).

With these results on sight, we notice that  $n_A$  turns out to become a small fraction of the total number of flux-orientation for increasingly complicated diagrams. Thus, we expect that the quantum search algorithms perform better against classical algorithms, since the number of winning states is a tiny fraction of the total space of states. On the other hand, when the number of noncausal configurations is small compared with the total number of states, we can revert the definition of Grover's marker and look for *cyclic graphs* (i.e. noncausal flow configurations). For instance, for one-e-loop topologies, we find that the ratio of noncausal versus total configurations is given by  $r^c = 2^{1-V(V-1)/2}$  and the original version of Grover's algorithm perfectly applies to this problem.



**Figure 14:** Selected causal states for four-eloop configurations after 10000 shots in the IBM’s Qiskit framework. The probabilities for noncausal states are comparatively much smaller and are not shown for the reader’s convenience. From top to down: N<sup>3</sup>MLT, *t*-, and *s*-channels of N<sup>4</sup>MLT with  $n_i = 1$ . The number of selected states is 39/256, 102/512 and 102/512, respectively.



**Figure 15:** Selected causal states for the four-loop  $u$ -channel after 50000 shots in the QUTE Testbed framework. The probabilities for noncausal states are comparatively much smaller and are not shown for the reader’s convenience. The number of selected states is 115/512.

Diagram	Vertices/Edges	$n_\lambda$	$n_A/2^n$
one e loop ( $n = 3$ )	3/3	3	6/8
two e loops ( $n_0 = n_2 = 2, n_1 = 1$ )	4/5	6	18/32
three e loops ( $n_i = 1$ )	4/6	7	24/64
$N^3\text{MLT}$ ( $n_i = 1$ )	5/8	13	78/256
$N^4\text{MLT } t\text{-channel}$ ( $n_i = 1$ )	6/9	22	204/512
$N^4\text{MLT } s\text{-channel}$ ( $n_i = 1$ )	6/9	22	204/512
$N^4\text{MLT } u\text{-channel}$ ( $n_i = 1$ )	6/9	24	230/512

**Table 2:** Number of causal propagators ( $n_\lambda$ ) and causal or acyclic configurations ( $n_A$ ) for the topologies drawn in Figs. 3 and 9.

## 6 Conclusions

We have presented the first proof-of-concept of a quantum algorithm to efficiently reconstruct multiloop multileg Feynman integrals exploiting the loop-tree duality and causality. The concrete problem that we have addressed is the identification of all the causal singular configurations of the loop integrand resulting from setting on-shell internal Feynman propagators. This information is useful both for identifying the physical discontinuities of the Feynman loop integral and to bootstrap its causal representation in the loop-tree duality. Beyond particle physics, this is also a challenging problem of identifying directed acyclic graphs.

We have described the quantum algorithm in general terms, and have provided specific details on its implementation to selected multiloop configurations. These cases were successfully handled by IBM Quantum and QUTE simulators. Even if for these configurations the quantum speed-up is attenuated since the number of solutions is close to half of the number of possible states, more involved topologies and the selection of configurations satisfying further causality conditions would fully benefit from Grover’s quadratic speed-up.

Given the quantum depth of the algorithm, its execution in current real devices leads to



unreliable results due to hardware limitations. However, the quantum simulators successfully identifies all causal states even for the most complex multiloop configurations considered. Given the rapid progress being made in this field, it is expected that present technological limitations will soon be overcome.

## Acknowledgements

We are very grateful to A. Pérez for suggesting us to contact Fundación Centro Tecnológico de la Información y la Comunicación (CTIC), and CTIC for granting us access to their simulator *Quantum Testbed* (QUTE). We thank also access to IBMQ. This work is supported by the Spanish Government (Agencia Estatal de Investigación) and ERDF funds from European Commission (Grant No. PID2020-114473GB-I00), Generalitat Valenciana (Grant No. PROMETEO/2021/071) and the COST Action CA16201 PARTICLEFACE. SRU acknowledges support from CONACyT and Universidad Autónoma de Sinaloa; AERO from the Spanish Government (PRE2018-085925). LVS acknowledges funding from the European Union’s Horizon 2020 research and innovation programme under the Marie Skłodowska-Curie grant agreement No 101031558.

## References

- [1] R. P. Feynman, *Simulating physics with computers*, *Int. J. Theor. Phys.* **21** (1982) 467–488.
- [2] L. K. Grover, *Quantum mechanics helps in searching for a needle in a haystack*, *Phys. Rev. Lett.* **79** (1997) 325–328, [[quant-ph/9706033](#)].
- [3] P. W. Shor, *Polynomial time algorithms for prime factorization and discrete logarithms on a quantum computer*, *SIAM J. Sci. Statist. Comput.* **26** (1997) 1484, [[quant-ph/9508027](#)].
- [4] B. Apolloni, C. Carvalho and D. de Falco, *Quantum stochastic optimization*, *Stochastic Processes and their Applications* **33** (1989) 233–244.
- [5] T. Kadowaki and H. Nishimori, *Quantum annealing in the transverse ising model*, *Phys. Rev. E* **58** (Nov, 1998) 5355–5363.
- [6] J. Liu and Y. Xin, *Quantum simulation of quantum field theories as quantum chemistry*, *JHEP* **12** (2020) 011, [[2004.13234](#)].
- [7] J. E. Lynn, I. Tews, S. Gandolfi and A. Lovato, *Quantum Monte Carlo Methods in Nuclear Physics: Recent Advances*, *Ann. Rev. Nucl. Part. Sci.* **69** (2019) 279–305, [[1901.04868](#)].
- [8] E. T. Holland, K. A. Wendt, K. Kravvaris, X. Wu, W. Erich Ormand, J. L. DuBois et al., *Optimal Control for the Quantum Simulation of Nuclear Dynamics*, *Phys. Rev. A* **101** (2020) 062307, [[1908.08222](#)].
- [9] R. Orus, S. Mugel and E. Lizaso, *Quantum computing for finance: Overview and prospects*, *Reviews in Physics* **4** (Nov, 2019) 100028.
- [10] R. K. Ellis et al., *Physics Briefing Book: Input for the European Strategy for Particle Physics Update 2020*, [1910.11775](#).
- [11] F. Gianotti et al., *Physics potential and experimental challenges of the LHC luminosity upgrade*, *Eur. Phys. J. C* **39** (2005) 293–333, [[hep-ph/0204087](#)].

- [12] FCC collaboration, A. Abada et al., *FCC Physics Opportunities: Future Circular Collider Conceptual Design Report Volume 1*, *Eur. Phys. J. C* **79** (2019) 474.
- [13] ILC collaboration, G. Aarons et al., *International Linear Collider Reference Design Report Volume 2: Physics at the ILC*, 0709.1893.
- [14] CLIC, CLICDP collaboration, P. Roloff, R. Franceschini, U. Schnoor and A. Wulzer, *The Compact Linear  $e^+e^-$  Collider (CLIC): Physics Potential*, 1812.07986.
- [15] CEPC STUDY GROUP collaboration, M. Dong et al., *CEPC Conceptual Design Report: Volume 2 - Physics & Detector*, 1811.10545.
- [16] A. Y. Wei, P. Naik, A. W. Harrow and J. Thaler, *Quantum Algorithms for Jet Clustering*, *Phys. Rev. D* **101** (2020) 094015, [1908.08949].
- [17] D. Pires, P. Bargassa, J. Seixas and Y. Omar, *A Digital Quantum Algorithm for Jet Clustering in High-Energy Physics*, 2101.05618.
- [18] D. Pires, Y. Omar and J. Seixas, *Adiabatic Quantum Algorithm for Multijet Clustering in High Energy Physics*, 2012.14514.
- [19] J. Barata and C. A. Salgado, *A quantum strategy to compute the jet quenching parameter  $\hat{q}$* , 2104.04661.
- [20] A. Pérez-Salinas, J. Cruz-Martinez, A. A. Alhajri and S. Carrazza, *Determining the proton content with a quantum computer*, *Phys. Rev. D* **103** (2021) 034027, [2011.13934].
- [21] C. W. Bauer, W. A. de Jong, B. Nachman and D. Provasoli, *Quantum Algorithm for High Energy Physics Simulations*, *Phys. Rev. Lett.* **126** (2021) 062001, [1904.03196].
- [22] C. W. Bauer, M. Freytsis and B. Nachman, *Simulating collider physics on quantum computers using effective field theories*, 2102.05044.
- [23] W. A. De Jong, M. Metcalf, J. Mulligan, M. Płoskoń, F. Ringer and X. Yao, *Quantum simulation of open quantum systems in heavy-ion collisions*, 2010.03571.
- [24] W. Guan, G. Perdue, A. Pesah, M. Schuld, K. Terashi, S. Vallecorsa et al., *Quantum Machine Learning in High Energy Physics*, 2005.08582.
- [25] S. L. Wu et al., *Application of Quantum Machine Learning using the Quantum Variational Classifier Method to High Energy Physics Analysis at the LHC on IBM Quantum Computer Simulator and Hardware with 10 qubits*, 2012.11560.
- [26] M. Trenti, L. Sestini, A. Gianelle, D. Zuliani, T. Felser, D. Lucchesi et al., *Quantum-inspired Machine Learning on high-energy physics data*, 2004.13747.
- [27] S. P. Jordan, K. S. M. Lee and J. Preskill, *Quantum Algorithms for Quantum Field Theories*, *Science* **336** (2012) 1130–1133, [1111.3633].
- [28] M. C. Bañuls et al., *Simulating Lattice Gauge Theories within Quantum Technologies*, *Eur. Phys. J. D* **74** (2020) 165, [1911.00003].
- [29] E. Zohar, J. I. Cirac and B. Reznik, *Quantum Simulations of Lattice Gauge Theories using Ultracold Atoms in Optical Lattices*, *Rept. Prog. Phys.* **79** (2016) 014401, [1503.02312].
- [30] T. Byrnes and Y. Yamamoto, *Simulating lattice gauge theories on a quantum computer*, *Phys. Rev. A* **73** (2006) 022328, [quant-ph/0510027].

- [31] R. R. Ferguson, L. Dellantonio, K. Jansen, A. A. Balushi, W. Dür and C. A. Muschik, *Measurement-Based Variational Quantum Eigensolver*, *Phys. Rev. Lett.* **126** (2021) 220501, [[2010.13940](#)].
- [32] A. Kan, L. Funcke, S. Kühn, L. Dellantonio, J. Zhang, J. F. Haase et al., *Investigating a (3+1)D topological  $\theta$ -term in the Hamiltonian formulation of lattice gauge theories for quantum and classical simulations*, *Phys. Rev. D* **104** (2021) 034504, [[2105.06019](#)].
- [33] K. Bepari, S. Malik, M. Spannowsky and S. Williams, *Towards a Quantum Computing Algorithm for Helicity Amplitudes and Parton Showers*, *Phys. Rev. D* **103** (2021) 076020, [[2010.00046](#)].
- [34] M. Boyer, G. Brassard, P. Hoyer and A. Tapp, *Tight bounds on quantum searching*, *Fortsch. Phys.* **46** (1998) 493–506, [[quant-ph/9605034](#)].
- [35] G. Brassard and P. Hoyer, *An Exact quantum polynomial-time algorithm for Simon’s problem*, in *5th Israeli Symposium on Theory of Computing and Systems (ISTCS 97)*, 4, 1997. [quant-ph/9704027](#).
- [36] L. K. Grover, *Quantum computers can search rapidly by using almost any transformation*, *Phys. Rev. Lett.* **80** (1998) 4329–4332, [[quant-ph/9712011](#)].
- [37] G. Brassard, P. Hoyer and A. Tapp, *Quantum algorithm for the collision problem*, [quant-ph/9705002](#).
- [38] L. K. Grover and J. Radhakrishnan, *Is partial quantum search of a database any easier?*, *arXiv e-prints* (July, 2004) [quant-ph/0407122](#), [[quant-ph/0407122](#)].
- [39] C. Squires, S. Magliacane, K. Greenewald, K. D., K. M. and K. Shanmugam, *Active structure learning of causal dags via directed clique tree*, 2020.
- [40] G. Chiribella, G. M. D’Ariano and P. Perinotti, *Theoretical framework for quantum networks*, *Phys. Rev. A* **80** (Aug, 2009) 022339.
- [41] S. Even and G. Even, *Graph Algorithms, second edition*, vol. 9780521517188. 2011. [10.1017/CBO9781139015165](#).
- [42] S. Catani, T. Gleisberg, F. Krauss, G. Rodrigo and J.-C. Winter, *From loops to trees by-passing Feynman’s theorem*, *JHEP* **09** (2008) 065, [[0804.3170](#)].
- [43] I. Bierenbaum, S. Catani, P. Draggiotis and G. Rodrigo, *A Tree-Loop Duality Relation at Two Loops and Beyond*, *JHEP* **10** (2010) 073, [[1007.0194](#)].
- [44] I. Bierenbaum, S. Buchta, P. Draggiotis, I. Malamos and G. Rodrigo, *Tree-Loop Duality Relation beyond simple poles*, *JHEP* **03** (2013) 025, [[1211.5048](#)].
- [45] S. Buchta, G. Chachamis, P. Draggiotis, I. Malamos and G. Rodrigo, *On the singular behaviour of scattering amplitudes in quantum field theory*, *JHEP* **11** (2014) 014, [[1405.7850](#)].
- [46] R. J. Hernandez-Pinto, G. F. R. Sborlini and G. Rodrigo, *Towards gauge theories in four dimensions*, *JHEP* **02** (2016) 044, [[1506.04617](#)].
- [47] S. Buchta, G. Chachamis, P. Draggiotis and G. Rodrigo, *Numerical implementation of the loop-tree duality method*, *Eur. Phys. J. C* **77** (2017) 274, [[1510.00187](#)].
- [48] G. F. R. Sborlini, F. Driencourt-Mangin, R. Hernandez-Pinto and G. Rodrigo, *Four-dimensional unsubtraction from the loop-tree duality*, *JHEP* **08** (2016) 160, [[1604.06699](#)].
- [49] G. F. R. Sborlini, F. Driencourt-Mangin and G. Rodrigo, *Four-dimensional unsubtraction with massive particles*, *JHEP* **10** (2016) 162, [[1608.01584](#)].

- [50] E. T. Tomboulis, *Causality and Unitarity via the Tree-Loop Duality Relation*, *JHEP* **05** (2017) 148, [[1701.07052](#)].
- [51] F. Driencourt-Mangin, G. Rodrigo and G. F. R. Sborlini, *Universal dual amplitudes and asymptotic expansions for  $gg \rightarrow H$  and  $H \rightarrow \gamma\gamma$  in four dimensions*, *Eur. Phys. J. C* **78** (2018) 231, [[1702.07581](#)].
- [52] J. Llanes Jurado, G. Rodrigo and W. J. Torres Bobadilla, *From Jacobi off-shell currents to integral relations*, *JHEP* **12** (2017) 122, [[1710.11010](#)].
- [53] F. Driencourt-Mangin, G. Rodrigo, G. F. R. Sborlini and W. J. Torres Bobadilla, *Universal four-dimensional representation of  $H \rightarrow \gamma\gamma$  at two loops through the Loop-Tree Duality*, *JHEP* **02** (2019) 143, [[1901.09853](#)].
- [54] R. Runkel, Z. Szőr, J. P. Vesga and S. Weinzierl, *Causality and loop-tree duality at higher loops*, *Phys. Rev. Lett.* **122** (2019) 111603, [[1902.02135](#)].
- [55] R. Baumeister, D. Mediger, J. PeVcovnik and S. Weinzierl, *Vanishing of certain cuts or residues of loop integrals with higher powers of the propagators*, *Phys. Rev. D* **99** (2019) 096023, [[1903.02286](#)].
- [56] J. J. Aguilera-Verdugo, F. Driencourt-Mangin, J. Plenter, S. Ramírez-Uribe, G. Rodrigo, G. F. R. Sborlini et al., *Causality, unitarity thresholds, anomalous thresholds and infrared singularities from the loop-tree duality at higher orders*, *JHEP* **12** (2019) 163, [[1904.08389](#)].
- [57] R. Runkel, Z. Szőr, J. P. Vesga and S. Weinzierl, *Integrands of loop amplitudes within loop-tree duality*, *Phys. Rev. D* **101** (2020) 116014, [[1906.02218](#)].
- [58] Z. Capatti, V. Hirschi, D. Kermanschah and B. Ruijl, *Loop-Tree Duality for Multiloop Numerical Integration*, *Phys. Rev. Lett.* **123** (2019) 151602, [[1906.06138](#)].
- [59] F. Driencourt-Mangin, G. Rodrigo, G. F. R. Sborlini and W. J. Torres Bobadilla, *On the interplay between the loop-tree duality and helicity amplitudes*, [[1911.11125](#)].
- [60] Z. Capatti, V. Hirschi, D. Kermanschah, A. Pelloni and B. Ruijl, *Numerical Loop-Tree Duality: contour deformation and subtraction*, *JHEP* **04** (2020) 096, [[1912.09291](#)].
- [61] J. J. Aguilera-Verdugo, F. Driencourt-Mangin, R. J. Hernández-Pinto, J. Plenter, S. Ramirez-Uribe, A. E. Renteria Olivo et al., *Open Loop Amplitudes and Causality to All Orders and Powers from the Loop-Tree Duality*, *Phys. Rev. Lett.* **124** (2020) 211602, [[2001.03564](#)].
- [62] J. Plenter and G. Rodrigo, *Asymptotic expansions through the loop-tree duality*, *Eur. Phys. J. C* **81** (2021) 320, [[2005.02119](#)].
- [63] J. J. Aguilera-Verdugo, R. J. Hernandez-Pinto, G. Rodrigo, G. F. R. Sborlini and W. J. Torres Bobadilla, *Causal representation of multi-loop Feynman integrands within the loop-tree duality*, *JHEP* **01** (2021) 069, [[2006.11217](#)].
- [64] S. Ramírez-Uribe, R. J. Hernández-Pinto, G. Rodrigo, G. F. R. Sborlini and W. J. Torres Bobadilla, *Universal opening of four-loop scattering amplitudes to trees*, *JHEP* **04** (2021) 129, [[2006.13818](#)].
- [65] J. Aguilera-Verdugo, R. J. Hernández-Pinto, S. Ramírez-Uribe, G. Rodrigo, G. F. R. Sborlini and W. J. Torres Bobadilla, *Manifestly Causal Scattering Amplitudes*, in *Snowmass 2021 - Letter of Intention*, August 2020.
- [66] Z. Capatti, V. Hirschi, D. Kermanschah, A. Pelloni and B. Ruijl, *Manifestly Causal Loop-Tree Duality*, [[2009.05509](#)].
- [67] J. Aguilera-Verdugo, R. J. Hernández-Pinto, G. Rodrigo, G. F. R. Sborlini and W. J. Torres Bobadilla,

- Mathematical properties of nested residues and their application to multi-loop scattering amplitudes*, *JHEP* **02** (2021) 112, [[2010.12971](#)].
- [68] R. M. Prisco and F. Tramontano, *Dual subtractions*, *JHEP* **06** (2021) 089, [[2012.05012](#)].
- [69] W. J. Torres Bobadilla, *Loop-tree duality from vertices and edges*, *JHEP* **04** (2021) 183, [[2102.05048](#)].
- [70] G. F. R. Sborlini, *Geometrical approach to causality in multiloop amplitudes*, *Phys. Rev. D* **104** (2021) 036014, [[2102.05062](#)].
- [71] W. J. T. Bobadilla, *Lotty – The loop-tree duality automation*, *Eur. Phys. J. C* **81** (2021) 514, [[2103.09237](#)].
- [72] J. Aguilera-Verdugo et al., *A Stroll through the Loop-Tree Duality*, *Symmetry* **13** (2021) 1029, [[2104.14621](#)].
- [73] R. E. Cutkosky, *Singularities and discontinuities of Feynman amplitudes*, *J. Math. Phys.* **1** (1960) 429–433.
- [74] O. Steinmann, *Über den Zusammenhang Zwischen den Wightmanfunktionen und den Retardierten Kommutatoren*, *Helv. Phys. Acta* **33** (1960) 257.
- [75] H. P. Stapp, *Inclusive cross-sections are discontinuities*, *Phys. Rev.* **D3** (1971) 3177–3184.
- [76] K. E. Cahill and H. P. Stapp, *Optical theorems and Steinmann relations*, *Annals Phys.* **90** (1975) 438.
- [77] S. Caron-Huot, L. J. Dixon, A. McLeod and M. von Hippel, *Bootstrapping a Five-Loop Amplitude Using Steinmann Relations*, *Phys. Rev. Lett.* **117** (2016) 241601, [[1609.00669](#)].
- [78] S. Caron-Huot, L. J. Dixon, F. Dulat, M. Von Hippel, A. J. McLeod and G. Papathanasiou, *The Cosmic Galois Group and Extended Steinmann Relations for Planar  $\mathcal{N} = 4$  SYM Amplitudes*, *JHEP* **09** (2019) 061, [[1906.07116](#)].
- [79] P. Benincasa, A. J. McLeod and C. Vergu, *Steinmann Relations and the Wavefunction of the Universe*, *Phys. Rev. D* **102** (2020) 125004, [[2009.03047](#)].
- [80] J. L. Bourjaily, H. Hannesdottir, A. J. McLeod, M. D. Schwartz and C. Vergu, *Sequential Discontinuities of Feynman Integrals and the Monodromy Group*, *JHEP* **01** (2021) 205, [[2007.13747](#)].
- [81] G. F. R. Sborlini, *Geometry and causality for efficient multiloop representations*, in *15th International Symposium on Radiative Corrections: Applications of Quantum Field Theory to Phenomenology and LoopFest XIX: Workshop on Radiative Corrections for the LHC and Future Colliders*, September 2021. [2109.07808](#).
- [82] M. Nielsen and I. Chuang, *Quantum computation and quantum information*. 2000. [10.2277/0521635039](#).
- [83] R. Alonso, A. Arias, P. Coca, F. Díez, A. García and L. Meijueiro, *Qute: Quantum computing simulation platform*, Oct., 2021. [10.5281/zenodo.5561050](#).