

ROOT POLYTOPES AND JAEGER-TYPE DISSECTIONS FOR DIRECTED GRAPHS

TAMÁS KÁLMÁN AND LILLA TÓTHMÉRÉSZ

ABSTRACT. We associate root polytopes to directed graphs and study them by using ribbon structures. Most attention is paid to what we call the semi-balanced case, i.e., when each cycle has the same number of edges pointing in the two directions. Given a ribbon structure, we identify a natural class of spanning trees and show that, in the semi-balanced case, they induce a shellable dissection of the root polytope into maximal simplices. This allows for a computation of the h^* -vector of the polytope and for showing some properties of this new graph invariant, such as a product formula and that in the planar case, the h^* -vector is equivalent to the greedoid polynomial of the dual graph. We obtain a general recursion relation as well. We also work out the case of layer-complete directed graphs, where our method recovers a previously known triangulation. Indeed our dissection is often but not always a triangulation; we address this with a series of examples.

1. INTRODUCTION

This paper grew out of efforts to establish ‘signed versions’ of our recent results [13] regarding the interplay between root polytopes and ribbon structures of bipartite graphs (indeed, certain arguments extend almost word-by-word), but it ended up achieving quite a bit more. We found significant simplifications and new connections, rounding eventually into a theory of a wide class of signed bipartite graphs and their ‘interior’ polynomial invariants.

It will be more convenient to work with directed graphs instead of signed ones — in bipartite cases, the two ideas are equivalent. The root polytope \mathcal{Q}_G is naturally associated to any directed graph G , see Definition 2.1. If G is connected then $\dim \mathcal{Q}_G = |V(G)| - 1$, except for so-called *semi-balanced graphs*, when we have $\dim \mathcal{Q}_G = |V(G)| - 2$ (compare Figures 1 and 3). We give several equivalent descriptions of this condition, one of which is that an integer-valued potential can be assigned to the vertices in such a way that for all edges, the potential is one higher at the head than at the tail. Such directed graphs and their root polytopes will be our central objects.

Important motivation is provided by the fact, due to Higashitani, Jochemko, and Michałek [7], that all facets of the so called symmetric edge polytope of any graph H take the form \mathcal{Q}_G , where G is a spanning subgraph of H equipped with a semi-balanced orientation. We exploit this connection in the sequel [12].

All semi-balanced graphs are bipartite and any bipartite graph has many semi-balanced orientations (cf. Example 2.7), for example the one in which all edges

Key words and phrases. root polytope, directed graph, h^* -vector, interior polynomial, ribbon structure, dissection, shelling order, greedoid
 MSC[2020]: 52B20; 52B22; 05C31; 05C62; 05C22.

point from one color class to the other (i.e., when one color class is on potential 0 and the other on potential 1). The latter was the focus of our previous work [13] and here we will refer to it as the *standard orientation*.

Our method to study \mathcal{Q}_G is to endow G with an arbitrary *ribbon structure*, much like Bernardi did in his work on the Tutte polynomial [2, 3]. The key idea then is that if we also fix a base node and an incident base edge, then we can single out those spanning trees of G that are such that, when we ‘walk around’ them in a natural sense, then all non-edges are first encountered at their tail. We call these *Jaeger trees* because the condition is adopted from a paper of F. Jaeger [8] in knot theory.

Root polytopes of spanning trees of G are unimodular simplices within \mathcal{Q}_G , which are also maximal if G is semi-balanced. One of our main results claims for all semi-balanced graphs G that the collection of simplices, obtained from Jaeger trees, is a *dissection* of \mathcal{Q}_G . (That is, the simplices are interior-disjoint and their union is \mathcal{Q}_G .)

It follows that the number of Jaeger trees of a semi-balanced graph is the normalized volume of the graph’s root polytope. In particular, the number of Jaeger trees of a semi-balanced graph is independent of the base node and base edge; in fact, it is even independent of the ribbon structure.

We establish the dissection in a new way which is rather easier than our previous proof in the case of the standard orientation [13, Section 4]. It involves a natural order on the set of all spanning trees of a directed ribbon graph. Furthermore, we prove that the restriction of our tree-order to the set of Jaeger trees induces a *shelling* of the dissection (see Section 6 for the definition), in such a way that the ‘ h -vector statistic’ of the shelling can be expressed in elementary graph-theoretical terms. This in turn allows for a computation of the h^* -vector of the root polytope.

An important takeaway here is that a shellable dissection into unimodular simplices is just as useful for Ehrhart theory as a triangulation; that is, it is not always necessary to assume that the intersection of any two simplices is a common face.

In the case of the standard orientation, one is able to express the h^* -vector as a generating function of hypertree activities [11], which is also known as the interior polynomial. We do not quite take this step in this paper, due to the lack of an appropriate notion of hypertree in the general (semi-balanced) case. Put another way, the best we can currently do is to *define* the interior polynomial of a semi-balanced graph as the h^* -vector of its root polytope. We indicate that this is a meaningful graph invariant by establishing a product formula for graphs fused at a vertex or along one edge, as well as a recursion relation, cf. Theorem 11.5.

We also find that in the case of a plane semi-balanced graph, the h^* -vector is equivalent to the *greedoid polynomial* of the branching greedoid associated to the dual graph. Here the duals in question are exactly the plane Eulerian digraphs¹.

We work out in detail another class of examples, one that includes all semi-balanced complete bipartite graphs. We call these *layer-complete* (see Figure 9 for an example) and equip them with a natural ribbon structure, for which we describe all Jaeger trees in a simple manner. This involves a non-crossing condition that first appeared in a triangulation of a product of two simplices [6]. For all layer-complete directed graphs, these trees do induce triangulations. In the complete bipartite

¹In light of this connection, A. Frank suggested that semi-balanced graphs could also be called *co-Eulerian*.

case, the same triangulation was derived by Higashitani, Jochemko, and Michałek [7], who relied on Gröbner basis techniques.

As a matter of fact, in the aforementioned planar case too, our dissection turns out to be a triangulation (for any base node and base edge). This leads us to examine the landscape of whether Jaeger trees induce a triangulation in various cases. We find bipartite graphs for which each choice of ribbon structure, base node, and base edge results in a triangulation, as well as graphs for which none of them does. Despite these phenomena, it is easy to see that whether our method yields a triangulation typically depends not only on the graph but also on its ribbon structure. Furthermore, in general the answer depends on the base node and base edge as well. In another direction, we conjecture that Jaeger trees induce a triangulation if and only if their complements constitute the bases of a greedoid.

The paper is organized as follows. In Section 2 we give several descriptions of semi-balanced graphs. Section 3 covers some basics of vector representations of graphs, including dimension counts for root polytopes. We define the interior polynomial of a semi-balanced graph in Section 4, where we also sketch out the Ehrhart theoretical underpinnings of our approach to computing it. In Section 5 we introduce Jaeger trees and establish our dissection; the conclusion is reached in a way that is significantly easier than in [13]. In Section 6 we show that the dissection is shellable and describe the corresponding h -vector, i.e., the interior polynomial. Section 7 takes a look at some algorithmic aspects of the dissection and simplifies the original proof of [13, Theorem 4.5]. In Section 8 we examine semi-balanced plane graphs and draw a connection to greedoid polynomials, and in Section 9 we discuss layer-complete directed graphs. Section 10 concentrates on the distinction between dissections and triangulations. Finally, in Section 11, we treat disconnected cases and establish our product and recursion formulas for the interior polynomial.

Acknowledgements: This paper would not exist without the many illuminating conversations that TK had over the years with Alex Postnikov about, among other things, root polytopes associated to bipartite graphs and signed graphs. We would like to thank Seunghun Lee and Thomas Zaslavsky for suggesting the question that led to Theorem 10.4. TK was supported by a Japan Society for the Promotion of Science (JSPS) Grant-in-Aid for Scientific Research C (no. 17K05244). LT was supported by the National Research, Development and Innovation Office of Hungary – NKFIH, grants no. 132488 and 128673, by the János Bolyai Research Scholarship of the Hungarian Academy of Sciences, and by the ÚNKP-21-5 New National Excellence Program of the Ministry for Innovation and Technology, Hungary. LT was also partially supported by the Counting in Sparse Graphs Lendület Research Group of Rényi Institute.

2. DIRECTED, SIGNED, AND BIPARTITE GRAPHS

In this paper, we will consider graphs and directed graphs without loops and multiple edges. We will always suppose that our graphs are (weakly) connected.

A *directed graph* is one in which the two endpoints of each edge are designated as *tail* and *head*. We draw the edge as an arrow pointing from tail to head, and write it as \overrightarrow{xy} , where x is the tail and y is the head. We may write xy if we do not want to specify the head and the tail, or use a single Greek character when we wish to suppress the endpoints altogether.

Most of what happens in this paper can also be told in the language of signed graphs. A *signed graph* is an undirected graph where each edge has either a positive or a negative sign associated to it. For an edge ε , we take $\text{sign}(\varepsilon) = 1$ if the sign is positive and $\text{sign}(\varepsilon) = -1$ if the sign is negative.

We will mostly be interested in *bipartite graphs*, that is graphs with two vertex classes *black* and *white* so that each edge has one black and one white endpoint. We denote the set of black vertices by U and the set of white ones by W .

In the bipartite case, signed graphs and directed graphs can be identified in the following way: Given a signed graph, orient each positive edge from its black endpoint to its white endpoint, and orient each negative edge from its white endpoint to its black endpoint. We will prefer the terminology of directed graphs as it leads to simpler notation.

In the predecessor [13] of this paper, we worked with undirected bipartite graphs. The setting of that paper corresponds to signed graphs with all positive signs, or, in the directed language, to bipartite graphs where each edge is oriented from U to W . We will call this the *standard orientation*.

Let G be a graph on the vertex set V . For a vertex $v \in V$, we will write \mathbf{v} for the corresponding standard basis vector of the vector space \mathbf{R}^V . We define the root polytope of a directed graph in the following way, which is an obvious extension of Postnikov's definition [18] in the case of a bipartite graph with its standard orientation.

Definition 2.1. The *root polytope* of a directed graph $G = (V, E)$ is the convex hull

$$\mathcal{Q}_G = \text{Conv}(\{\mathbf{h} - \mathbf{t} \mid \overrightarrow{th} \in E\}).$$

There is an obvious rule $\mathcal{Q}_{-G} = -\mathcal{Q}_G$, where the *reverse graph* $-G$ means G with the orientation of every edge reversed. As a shorthand, we also use the notation \mathbf{x}_ε for $\mathbf{h} - \mathbf{t}$ where $\varepsilon = \overrightarrow{th}$. Note that the generators given above are all vertices (extremal points) of \mathcal{Q}_G . One way to see this is to consider the linear functional defined over \mathbf{R}^V by $\mathbf{h} \mapsto 1$, $\mathbf{t} \mapsto -1$, and all other vertices mapping to 0. Let us also note that with respect to the natural basis of \mathbf{R}^V , the sum of the coordinates is 0 for all vertices of \mathcal{Q}_G (i.e., $\mathcal{Q}_G \subset \langle \mathbf{1} \rangle^\perp$, where $\mathbf{1} = \sum_{v \in V} \mathbf{v}$) and thus $\dim \mathcal{Q}_G \leq |V| - 1$.

Example 2.2. The complete graph K_4 , up to isomorphism and reversal, has three inequivalent orientations. The corresponding root polytopes, shown in Figure 1, are all three-dimensional but mutually non-isometric, in fact not even combinatorially equivalent.

Remark 2.3. For a signed graph G one could define, taking a clue from Ohsugi and Hibi's notion of *edge polytope* [16], the root polytope of G as $\text{Conv}(\{\text{sign}(uw) \cdot (\mathbf{u} + \mathbf{w}) \mid uw \in E(G)\})$. For signed bipartite graphs G with $V(G) = U \sqcup W$, this is isometric to the root polytope of Definition 2.1 by sending \mathbf{u} to $-\mathbf{u}$ for each $u \in U$. On the other hand, the signed non-bipartite case and the directed non-bipartite case are unrelated. In this paper, we will focus on bipartite graphs. Note that Zaslavsky, in his classic paper [20], also introduces a vector representation for signed graphs, that is, he assigns a vector to each signed edge. This vector representation is different from the way we assign points of \mathbf{R}^V to signed edges, and the properties of the resulting structures seem very different.

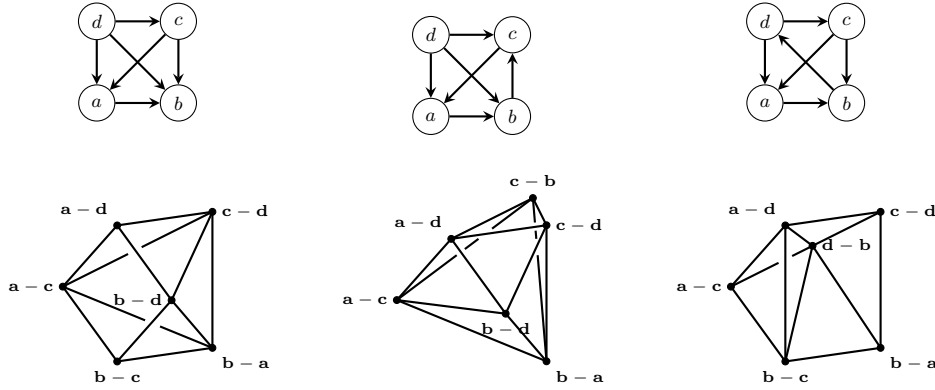


FIGURE 1. Orientations of K_4 with their root polytopes.

An important special case of Definition 2.1 is a bipartite graph with its standard orientation, where we obtain the root polytope of the underlying undirected (bipartite) graph as defined in [18]. This case was examined in our previous paper [13] (note that in [13] we associated the point $\mathbf{u} + \mathbf{v}$ to the edge uv instead of $\mathbf{u} - \mathbf{v}$, but the resulting polytopes are isometric because of bipartiteness). In this case, as already noted in [18], connectedness of the graph implies that the root polytope has dimension $|V| - 2$.

We will see in the next section that for general directed graphs, even for bipartite ones, the root polytope typically has dimension $|V| - 1$, cf. Example 2.2. We will however be mostly interested in cases when the dimension remains $|V| - 2$. Let us introduce what will turn out to be a necessary and sufficient condition for this.

Definition 2.4. In a directed graph, we say that a cycle is *semi-balanced* if it has the same number of edges going in the two directions around the cycle. We call a cycle *un-semibalanced* if it is not semi-balanced. We call a directed graph *semi-balanced* if all of its cycles are semi-balanced.

Clearly, a semi-balanced graph is acyclic and bipartite. We use the name semi-balanced because we wish to emphasize the connection of this notion to semi-activities, see also Theorem 6.2.

Let us discuss two more equivalent descriptions of semi-balancedness for a directed graph. Recall that a *cut* in a graph is a set of edges obtained by partitioning the vertex set into two classes and taking all edges between the classes. A cut in a directed graph is called *directed* if it arises from a partition so that each edge of the cut has its head in the same class.

Definition 2.5. For a cycle C of a directed graph G , we say that two edges of C are *opposite* if their orientations in G are opposite with respect to C .

Theorem 2.6. *The following statements are equivalent for a bipartite directed graph $G = (U \sqcup W, E)$:*

- (1) G is semi-balanced.
- (2) G can be obtained from the standard orientation by successively reversing directed cuts.

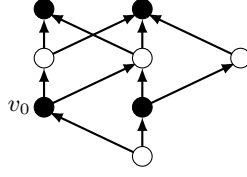


FIGURE 2. A semi-balanced graph of four layers, each arranged on a horizontal line.

- (3) G can be obtained from the standard orientation by reversing (at once) some disjoint directed cuts.
- (4) There is a function $l: U \sqcup W \rightarrow \mathbf{Z}$ such that we have $l(h) - l(t) = 1$ for each edge \vec{th} of G .

When (4) holds, we say that l and G are *compatible*. We will refer to the function l of (4) as a *layering* or a *potential* on the vertex set. See Figure 2 for an illustration. We note that l has a unique extension to a linear function $l: \mathbf{R}^V \rightarrow \mathbf{R}$ which evaluates to $l(\mathbf{h} - \mathbf{t}) = 1$ on all vertices of \mathcal{Q}_G . Thus the root polytope of a semi-balanced graph always lies in a hyperplane, given as

$$(2.1) \quad \Pi_l = \{\mathbf{x} \in \mathbf{R}^V \mid l(\mathbf{x}) = 1\},$$

that avoids the origin. Together with the homogeneous relation mentioned after Definition 2.1, this ensures that $\dim \mathcal{Q}_G \leq |V| - 2$ in semi-balanced cases.

Proof. Clearly all three conditions hold if and only if they hold for each connected component. Hence we may suppose that G is connected.

(4) \Rightarrow (3). If there is a layering l then by bipartiteness, $\bigcup_{i \text{ even}} l^{-1}(i)$ gives one of the color classes, say U , while odd layers give the other color class W . Then G can be obtained from the orientation with each edge oriented toward W by reversing the cuts between $l^{-1}(2k - 1)$ and $l^{-1}(2k)$ for each k (note that these are disjoint directed cuts).

The implication (3) \Rightarrow (2) is clear.

(2) \Rightarrow (1). It is enough to see that the standard orientation is semi-balanced (which is obvious), and that for a semi-balanced graph G , the reversal of a directed cut preserves the semi-balanced property. For the latter, note that any cut intersects any cycle in an even number of edges, and if the cut is directed then half of those edges are opposite to the other half. Hence after reversing the edges of a directed cut, still half of the edges of the cycle will go in each direction.

(1) \Rightarrow (4). Take an arbitrary vertex v_0 . As G is connected, each vertex v has a walk (a potentially self-intersecting path) leading to it from v_0 . Choose any walk from v_0 to v and let

$$l(v) = \#\{\text{edges of the walk pointing toward } v\} \\ - \#\{\text{edges of the walk pointing toward } v_0\}$$

This is well defined, since if we take a different walk from v_0 to v , the symmetric difference of the two walks consists of cycles, and by the semi-balanced property, the above counts cancel each other on cycles. Also, for each edge of G , when defining l for one of its endpoints, we can choose a walk that uses the given edge. This implies that $l(h) - l(t) = 1$ for each $\vec{th} \in E(G)$. \blacksquare

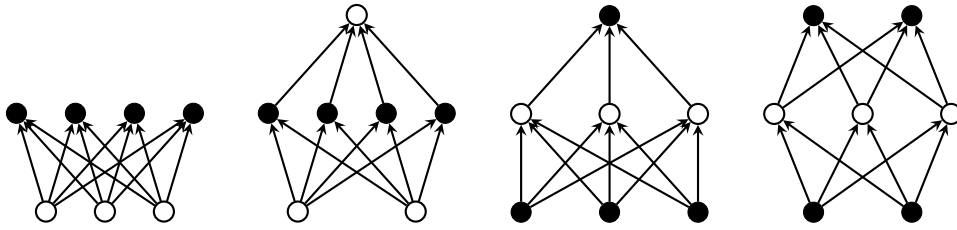


FIGURE 3. Some semi-balanced orientations of $K_{3,4}$, starting from the standard one. The vertical coordinate serves as potential.

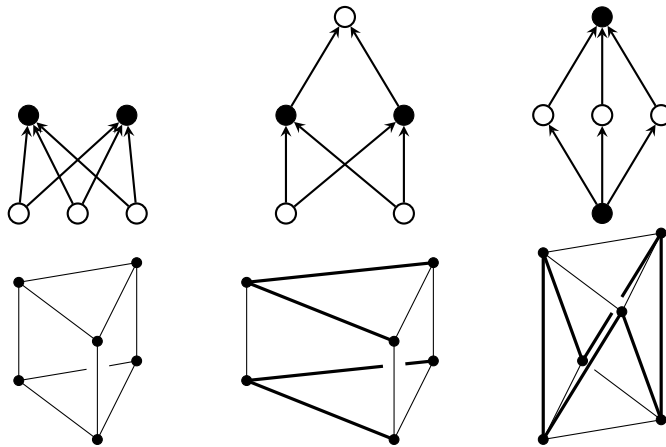


FIGURE 4. Some semi-balanced orientations of $K_{2,3}$ with their root polytopes. In the latter, thicker edges are of length 2 and thinner ones are of length $\sqrt{2}$.

Example 2.7. The complete bipartite graph $K_{3,4}$ has seven semi-balanced orientations up to isomorphism. Figure 3 shows four of them and we can get the remaining three from the first three orientations of the figure by reversing each edge. (The fourth orientation is symmetric.) Their root polytopes are five-dimensional.

The same enumeration for $K_{2,3}$ finds five semi-balanced orientations, with three-dimensional root polytopes. Three of them are shown in Figure 4. The first two polytopes are combinatorially equivalent, although not isometric. (The latter claim is meant with respect to the standard metric on \mathbf{R}^V which, admittedly, is not too relevant to our investigation.)

Remark 2.8. Semi-balanced directed graphs and their root polytopes have recently turned up independently in the literature.

Namely, Setiabrata’s paper [19], which appeared as a preprint shortly after the first version of ours, investigates faces of root polytopes of type $\tilde{Q}_G = \text{Conv}(\{\mathbf{0}, \mathbf{h} - \mathbf{t} \mid \vec{th} \in E\})$ for acyclic digraphs G . Semi-balanced subgraphs of G (called *path consistent* in [19]) also play a role in this setting: it is proved that some of the faces of \tilde{Q}_G are of the form Q_H where H is a semi-balanced subgraph of G satisfying a certain extra condition.

We also mention that in [21], Zaslavsky investigates *biased graphs* and their matroids for certain abstract notions of bias. One example he gives is what he calls *poise bias* for directed graphs. A cycle in a directed graph is poise balanced if and only if it is semi-balanced. Hence semi-balanced graphs are exactly the unbiased graphs for poise bias.

3. DIMENSION COUNT FOR ROOT POLYTOPES

We present the following basic observation on affine relations between the vertices of the root polytope \mathcal{Q}_G of the directed graph $G = (V, E)$. For now, G is not assumed to be bipartite.

Proposition 3.1. *The vertices of \mathcal{Q}_G corresponding to an edge-set $A \subset E$ form an affine independent set if and only if A contains at most one cycle and no semi-balanced cycle.*

Proof. We start by showing that a cycle C yields an affine independent vertex set if and only if it is not semi-balanced. Suppose there is a linear relation $\sum_{\varepsilon \in C} \lambda_\varepsilon \mathbf{x}_\varepsilon = \mathbf{0}$. For consecutive edges $\varepsilon, \varepsilon'$ we have to have $\lambda_\varepsilon + \lambda_{\varepsilon'} = 0$ if their orientations in C agree, and $\lambda_\varepsilon - \lambda_{\varepsilon'} = 0$ if they are oppositely oriented in C . (Otherwise the generator of \mathbf{R}^V that corresponds to their common endpoint does not cancel.) Let C^+ be the set of edges oriented consistently with some fixed edge, and C^- the set of edges oriented opposite to the fixed edge. By the above, the non-trivial linear relations of $\{\mathbf{x}_\varepsilon \mid \varepsilon \in C\}$ are exactly

$$(3.1) \quad \sum_{\varepsilon \in C^+} \lambda \mathbf{x}_\varepsilon - \sum_{\varepsilon \in C^-} \lambda \mathbf{x}_\varepsilon = \mathbf{0} \quad (\lambda \neq 0).$$

Since the sum of the coefficients is $\lambda \cdot (|C^+| - |C^-|)$, we have a non-trivial affine relation if and only if C is semi-balanced.

Now it is easy to show that subgraphs containing at most one un-semibalanced cycle and no semi-balanced cycle correspond to affine independent sets. Indeed, if such a subgraph is not an un-semibalanced cycle, then there will be a degree one node in it. In any affine combination giving $\mathbf{0}$, an edge attached to a degree one node has to have coefficient 0, for otherwise the component of the degree one node would not be 0. Successively applying this argument, we get that only the edges of the cycle (if it exists) might have nonzero coefficients, but that is also impossible by the previous paragraph.

Also, since semi-balanced cycles yield affine dependent sets, any subgraph containing a semi-balanced cycle does so, too. Finally, we show that subgraphs containing at least two un-semibalanced cycles give affine dependent sets. Take the two un-semibalanced cycles. They might have edges in common, but there is at least one edge that only occurs in one of them. Consider the linear relations (3.1) for both cycles. By choosing the two λ values appropriately, the coefficients will sum to zero, that is by adding the two conditions we get an affine relation. In it, the coefficient of the edge occurring in only one of the cycles will be nonzero. ■

Corollary 3.2. *If G is connected and semi-balanced, then the maximal affine independent vertex sets in the root polytope correspond to spanning trees, and the dimension of the root polytope is $|V| - 2$. If G is connected and un-semibalanced, then the dimension is $|V| - 1$. If G is semi-balanced and has $c(G)$ connected components, then the dimension of its root polytope is $|V| - 1 - c(G)$.*

This certainly matches Examples 2.7 and 2.2. Note that in the above statement, and throughout this paper, a *spanning tree* means a subgraph that is a spanning tree in the undirected sense (i.e., connected and cycle-free), regardless of how the edges of the tree are oriented.

Since we will frequently use the affine dependence of the vectors corresponding to the edges of a semi-balanced cycle, let us state that result as a separate lemma.

Lemma 3.3. *For any semi-balanced cycle C , the relation*

$$\sum_{\varepsilon \in C^+} \mathbf{x}_\varepsilon - \sum_{\varepsilon \in C^-} \mathbf{x}_\varepsilon = \mathbf{0},$$

cf. (3.1), is an affine dependence.

Remark 3.4. We may consider analogous questions for root polytopes of signed graphs, as defined in Remark 2.3. The bipartite case is equivalent to the above. In the non-bipartite case, it is easy to check that an odd cycle yields an affine independent vertex set in this alternative root polytope. Thus the polytope of a connected, non-bipartite signed graph G always has dimension $|V(G)| - 1$.

Trees form an important special class of bipartite graphs, and all directed trees are automatically semi-balanced. We have seen that any directed tree T on the vertex set V yields a root polytope \mathcal{Q}_T that is a simplex of dimension $|V| - 2$. By adding the origin as a vertex, we get simplices $\tilde{\mathcal{Q}}_T$ of dimension $|V| - 1$. Some standard arguments, very similar to Proposition 3.1, yield the following.

Lemma 3.5. *For any directed tree T , the simplices \mathcal{Q}_T and $\tilde{\mathcal{Q}}_T$ are unimodular. In particular, for all (spanning) trees T on a fixed vertex set V , the simplices $\tilde{\mathcal{Q}}_T$ have the same $(|V| - 1)$ -dimensional volume.*

Here unimodularity is meant with respect to the lattices $\langle \mathbf{1} \rangle^\perp \cap \Pi_l \cap \mathbf{Z}^V$ and $\langle \mathbf{1} \rangle^\perp \cap \mathbf{Z}^V$, respectively, where $l: V \rightarrow \mathbf{Z}$ is a potential compatible with T , cf. (2.1). Recall that a *unimodular simplex* is one whose vertices form an affine basis of the lattice, which in turn means that the vectors, pointing from an arbitrarily fixed vertex to the other vertices, constitute a linear basis of the lattice over \mathbf{Z} . We note that the root polytope of an un-semibalanced cycle is a simplex that fails to be unimodular.

Proof. In the case of $\tilde{\mathcal{Q}}_T$, it suffices to prove that the collection $\{\mathbf{x}_\varepsilon \mid \varepsilon \in T\}$ generates $\langle \mathbf{1} \rangle^\perp \cap \mathbf{Z}^V$ using integer coefficients. Indeed, one inductively finds the (unique, integer) solution to any such system of equations by working inward from the leaf edges of T . As \mathcal{Q}_T is a face of $\tilde{\mathcal{Q}}_T$, it is itself unimodular. Finally, as unimodular simplices are transformed into one another by translations and invertible \mathbf{Z} -linear transformations (thus of determinant ± 1), they have equal volume. \blacksquare

Corollary 3.6. *All cycle-free sets of edges S give rise to unimodular simplices \mathcal{Q}_S and $\tilde{\mathcal{Q}}_S$.*

Proof. Any such set S of edges can be extended to a tree T so that \mathcal{Q}_S and $\tilde{\mathcal{Q}}_S$ are faces of the unimodular simplices \mathcal{Q}_T and $\tilde{\mathcal{Q}}_T$, respectively. \blacksquare

Corollary 3.7. *For all directed trees T on the vertex set V , compatible with a fixed layering $l: V \rightarrow \mathbf{Z}$ (such as the spanning trees of a fixed semi-balanced graph), the simplices \mathcal{Q}_T have the same $(|V| - 2)$ -dimensional volume.*

Proof. This follows either by unimodularity (with respect to the same lattice) directly, or by noting that the corresponding simplices \tilde{Q}_T have identical volumes as well as heights (with respect to the origin). ■

The contents of this section were not meant to surprise the experts. For example, instances of Lemma 3.5 and Corollary 3.7 play a big role in Postnikov's treatment [18] of bipartite graphs with a standard orientation.

4. EHRHART THEORY AND THE INTERIOR POLYNOMIAL

The interior polynomial first surfaced as an invariant of hypergraphs [9]. It is an elementary concept, inspired directly by the Tutte polynomial of graphs. Any bipartite graph induces two hypergraphs and it turns out that their interior polynomials coincide, in fact they both agree with the so called h^* -vector or h^* -polynomial of the root polytope of the standard orientation of the graph [11].

The purpose of this section is to recall the h^* -vector and some surrounding notions, and to introduce the following obvious extension.

Definition 4.1 (Interior polynomial). Let G be a connected semi-balanced (in particular, directed and bipartite) graph. Its *interior polynomial* is defined to be the h^* -polynomial of the root polytope of G , and it is denoted by I_G . When G is single isolated point (so that $Q_G = \emptyset$), then we let its interior polynomial be 1.

Most of the rest of the paper is devoted to the computation and properties of the interior polynomial I . We will discuss how to extend I to disconnected semi-balanced graphs at the end of the paper, cf. (11.1). The only reason why we do not make the above definition for all directed graphs is that we do not have any claims to make at that level of generality. We do have a surprisingly strong tool though in the semi-balanced case: ribbon structures, which we will start discussing in the next section.

Remark 4.2. Kato [14] defined the *signed interior polynomial* I^+ for signed bipartite graphs, which is also a generalization of the interior polynomial of (unsigned/standardly oriented) bipartite graphs. His polynomial is different from our interior polynomial (even if we switch to the language of signed graphs).

Let us now recall h^* -polynomials and a particular way of computing them, using a shellable dissection into unimodular simplices.

For any d -dimensional polytope $Q \subset \mathbf{R}^n$ with vertices in \mathbf{Z}^n , its *h^* -polynomial* $\sum_{i=0}^d h_i^* t^i$, also commonly called the *h^* -vector*, is defined by Ehrhart's identity

$$(4.1) \quad \sum_{i=0}^d h_i^* t^i = (1-t)^{d+1} \text{Ehr}_Q(t), \quad \text{where} \quad \text{Ehr}_Q(t) = \sum_{k=0}^{\infty} |(k \cdot Q) \cap \mathbf{Z}^n| t^k$$

is known as the *Ehrhart series* of Q .

Now suppose that Q is subdivided into unimodular simplices of the lattice. If the subdivision is a *triangulation*, i.e., any two of its simplices intersect in a common face, then the h^* -polynomial is related to the h -vector of the triangulation via

$$(4.2) \quad \sum_{i=0}^d h_i^* t^i = t^{d+1} h(1/t).$$

Here the h -vector or h -polynomial is defined as

$$(4.3) \quad h(x) = f(x-1), \quad \text{where} \quad f(y) = y^{d+1} + \sum_{\substack{F: \text{ a non-empty face} \\ \text{ in the triangulation}}} y^{d-\dim F}.$$

The h - and f -polynomials can be, and often are, considered for abstract simplicial complexes as well, but the h^* -polynomial is specific to lattice polytopes.

We have already used the technique in [13], but it is worth repeating (and making explicit in Proposition 4.3 below), that the h -vector of a shellable dissection fits into (4.2) equally well.

A *dissection* of a polytope is a set of mutually interior-disjoint maximal dimensional simplices whose union is the polytope. Furthermore, a dissection is *shellable* if it admits a *shelling order*. That in turn means that the simplices of the dissection are listed as $\sigma_1, \sigma_2, \dots, \sigma_N$, in such a way that for each $i = 2, 3, \dots, N$, the intersection of σ_i with the ‘earlier’ simplices,

$$\sigma_i \cap \left(\bigcup_{j=1}^{i-1} \sigma_j \right),$$

coincides with the union of a positive number of facets (codimension 1 faces) of σ_i .

Let us denote the number of said facets by r_i for $i = 2, 3, \dots, N$ and let us also put $r_1 = 0$. Then the h -vector associated to the shelling order is the distribution of the statistic r_i . We may write it as the finite sequence (h_0, h_1, \dots) , where

$$(4.4) \quad h_k \text{ is the number of simplices } \sigma_i \text{ with } r_i = k.$$

Note that $h_0 = 1$ and since each maximal simplex has $d + 1$ facets, the subscript of the last non-zero term is at most $d + 1$. In fact, it is at most d by a topological argument: each σ_i with $r_i = d + 1$ (i.e., a d -cell attached along its entire boundary) would add an infinite cyclic summand to the d -dimensional homology group of the polytope, but that group is 0.

Alternatively, we may express the h -vector in the polynomial form

$$(4.5) \quad h(x) = h_d x + h_{d-1} x^2 + \dots + h_1 x^d + h_0 x^{d+1}.$$

Mind the flip of order and that the constant term is 0; the latter choice is related to the fact that for a triangulated polytope, (4.3) provides $h(0) = f(-1) = 0$ for Euler characteristic reasons. Indeed, when the dissection is a triangulation, (4.5) is consistent with (4.3); in fact, our definition (4.5) is a direct extension of a well known description of the h -vector for shellable triangulations. In particular, the h -vector is independent of the shelling order in the case of triangulations.

Now in the special case of unimodular simplices, all formulas of this section so far are essentially the same.

Proposition 4.3. *For any shellable dissection of a lattice polytope into unimodular simplices, and for any shelling order, the h -vector (4.5) is equivalent, via (4.2), to the h^* -vector (4.1) of the polytope.*

Proof. This will be a straightforward adaptation of the standard proof of (4.2) for shellable triangulations. The key ingredient is that a k times dilated, d -dimensional unimodular simplex contains $\binom{k+d}{d}$ lattice points, and if the points along r of its facets are not to be counted, then this drops to $\binom{k-r+d}{d}$. Another detail is

that by d times differentiating the identity $\frac{1}{1-t} = \sum_{p=0}^{\infty} t^p$, we obtain $\frac{1}{(1-t)^{d+1}} = \sum_{p=0}^{\infty} \binom{p+d}{d} t^p$. With that, we do get

$$\begin{aligned} h^*(t) &= (1-t)^{d+1} \sum_{k=0}^{\infty} |(k \cdot Q) \cap \mathbf{Z}^n| t^k = (1-t)^{d+1} \sum_{k=0}^{\infty} \left[\sum_{i=1}^N \binom{k - r_i + d}{d} \right] t^k \\ &= (1-t)^{d+1} \sum_{k=0}^{\infty} \left[\sum_{j=0}^d h_j \binom{k-j+d}{d} \right] t^k = \sum_{j=0}^d h_j \left[(1-d)^{d+1} \sum_{k=j}^{\infty} \binom{k-j+d}{d} t^k \right] \\ &= \sum_{j=0}^d h_j t^j \left[(1-d)^{d+1} \sum_{p=0}^{\infty} \binom{p+d}{d} t^p \right] = \sum_{j=0}^d h_j t^j = t^{d+1} h(1/t), \end{aligned}$$

just as we claimed. \blacksquare

Remark 4.4. We set up the f -vector as we did in order to make its relation (4.3) to the h -vector as simple as possible. This choice determined the form of (4.5) and also resulted in the presence of $1/t$ in (4.2). In the end, however, the two reversals of order cancel and we end up with the completely natural formula

$$(4.6) \quad h^*(t) = \sum_{j=0}^d h_j t^j,$$

where h_j is as in (4.4), for the h^* -vector of a lattice polytope with a shellable dissection into unimodular simplices.

Example 4.5. Any orientation of a tree T is semi-balanced and, according to Lemma 3.5, in this case \mathcal{Q}_T is a single unimodular simplex. In particular, trees have the interior polynomial $I_T(x) = 1$.

In the next two sections, we implement the strategy above in the case of the root polytope of an arbitrary semi-balanced graph.

5. JAEGER TREES AND DISSECTIONS

We have seen in Proposition 3.1 that for semi-balanced graphs, the maximal simplices in the root polytope correspond to the spanning trees. We have also just pointed out that when analyzing polytopes, it is very helpful to dissect them into simplices. Hence it would be useful to identify sets of spanning trees whose simplices dissect the root polytope.

In the case of the standard orientation, our previous work showed that the so-called Jaeger trees induce a dissection of the root polytope, moreover, this dissection is shellable [13]. Here we generalize Jaeger trees for directed graphs, and show that the analogous statements hold in the semi-balanced case, too. Another goal of this section is to simplify some of the proofs of [13].

To define Jaeger trees, we need to fix a ribbon structure. For a (not necessarily directed) graph G , a *ribbon structure* is a family of cyclic permutations: namely for each vertex x of G , a cyclic permutation of the edges incident to x is given. For an edge xy of G , we use the following notations:

- yx_G^+ : the edge following yx at y
- xy_G^+ : the edge following xy at x .

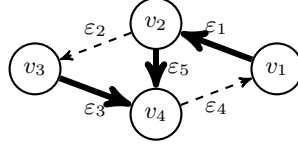


FIGURE 5. The tour of a spanning tree. Let the ribbon structure be the one induced by the positive orientation of the plane. The edges of the tree are drawn by thick lines, the non-edges by dashed lines. With $b_0 = v_1, b_1 = v_2$, we get the tour $(v_1, \varepsilon_1), (v_2, \varepsilon_2), (v_2, \varepsilon_5), (v_4, \varepsilon_3), (v_3, \varepsilon_2), (v_3, \varepsilon_3), (v_4, \varepsilon_4), (v_4, \varepsilon_5), (v_2, \varepsilon_1), (v_1, \varepsilon_4)$. This is a Jaeger tree because (v_2, ε_2) precedes (v_3, ε_2) and (v_4, ε_4) precedes (v_1, ε_4) .

If G is clear from the context, we omit the subscript.

In addition to a ribbon structure, we also need to fix a *basis* (b_0, b_0b_1) , where b_0 is an arbitrary node of the graph and b_0b_1 is an arbitrary edge incident to b_0 . Even if G is directed, it does not matter whether b_0 is the head or the tail of b_0b_1 .

Suppose that a ribbon structure and a basis are fixed. Then any spanning tree T of G gives us a natural “walk” in the graph. This was defined by Bernardi [2], and following him we call it the *tour* of T .

Definition 5.1 (Tour of a spanning tree). Let G be a ribbon graph with a basis (b_0, b_0b_1) , and let T be a spanning tree of G . The *tour* of T is a sequence of node-edge pairs, starting with (b_0, b_0b_1) . If the current node-edge pair is (x, xy) and $xy \notin T$, then the current node-edge pair of the next step is (x, xy^+) . If the current node-edge pair is (x, xy) and $xy \in T$, then the current node-edge pair of the next step is (y, yx^+) . In the first case we say that the tour *skips* xy and in the second case we say that the tour *traverses* xy . The tour stops right before when (b_0, b_0b_1) would once again become the current node-edge pair.

See Figure 5 for an example. Bernardi proved [2, Lemma 5] that in the tour of a spanning tree T , each edge xy of G becomes current edge twice, in one case with x as current vertex, and in the other case with y as current vertex. This naturally induces the following orders.

Definition 5.2 (T -order of the edges of G). In a ribbon directed graph with a basis, we associate an ordering of the edges to any spanning tree T , by saying that \overrightarrow{th} is smaller than $\overrightarrow{t'h'}$ if in the tour of T , the node-edge pair (t, th) becomes current before the node-edge pair $(t', t'h')$. We call this the T -order, and denote it by \leq_T .

We will often think of the tour of a spanning tree T either as a way of ‘cutting T out from the graph,’ or as a way of ‘constructing T .’ In particular, a non-edge xy of T (one that the tour skips) is thought of as ‘cut from G ,’ and if we have $(x, xy) <_T (y, yx)$, then we say that xy is *cut from the direction of* x .

With this we arrive at the following notion, which plays a crucial role in this paper. We trace it back to François Jaeger’s work [8] on the Homfly polynomial.

Definition 5.3 (Jaeger tree). In a directed graph with a ribbon structure and basis, we call a spanning tree T a *Jaeger tree* if for each edge $\overrightarrow{th} \notin T$, the tour of T has (t, th) as a current node-edge pair before (h, th) . In other words, in the tour of a Jaeger tree, each non-edge is first seen at, and cut from the direction of, its tail.

For examples, see Figures 5, 6, and 7. (The graph in Figure 5 is un-semibalanced, but Jaeger trees make sense in that case, too.) We explored Jaeger trees of bipartite graphs equipped with the standard orientation in our earlier work [13]. Apart from having desirable combinatorial and geometric properties, Jaeger trees also generalize some well-known constructions. For instance, the so called non-crossing trees of complete bipartite graphs are exactly the Jaeger trees for a natural ribbon structure; see Section 9 for more on this point.

The typical situation is that we fix a ribbon structure and a basis, and look at all Jaeger trees with this data. For different bases, the set of Jaeger trees can be very different. We hardly care about the relationship between Jaeger trees with different bases. We do however sometimes like to fix the color of the base point. In these cases, the following observation is useful.

Lemma 5.4. *Suppose that in our ribbon directed graph, the base node b_0 is the head of the base edge $\overrightarrow{b_1 b_0}$. Then the Jaeger trees for this basis agree with those for the basis $(b_1, b_1 b_0^+)$.*

Proof. With the original basis, the Jaeger condition forces $b_0 b_1$ to be part of all Jaeger trees. The same holds for the other basis, for if $b_0 b_1$ was a non-edge of the Jaeger tree T , then by the Jaeger condition it would be cut at its tail b_1 , whereby the next current pair in the tour of T would be the initial $(b_1, b_1 b_0^+)$. That means that the tour would finish without including the pair $(b_0, b_0 b_1)$, contradicting [2, Lemma 5].

Now for spanning trees that contain $b_0 b_1$, it is easy to see that any non-edge becomes current in conjunction with its head and with its tail in the same order, regardless of which of the two tours of the tree we consider. ■

For any spanning tree T of G and edge $\varepsilon \in T$, the graph $T - \varepsilon$ has two connected components, and the edges of G connecting them form the *fundamental cut* $C^*(T, \varepsilon)$. We call the component of $T - \varepsilon$ containing b_0 the *base component*. The following property of fundamental cuts of Jaeger trees (an updated version of [13, Lemma 6.14]) makes them very useful to us.

Lemma 5.5. *Let T be a Jaeger tree of a directed ribbon graph, $\varepsilon \in T$, and let $\varepsilon_1, \varepsilon_2$ be edges in the fundamental cut $C^*(T, \varepsilon)$. If ε_1 has its tail in the base component of $T - \varepsilon$ and ε_2 has its head in the base component of $T - \varepsilon$, then we have*

- (i) $\varepsilon_1 <_T \varepsilon_2$, and
- (ii) $\varepsilon_1 \leq_T \varepsilon$.

In particular, if ε has its tail in the base component, then $\varepsilon_1 \leq_T \varepsilon <_T \varepsilon_2$. On the other hand, if ε has its head in the base component, then $\varepsilon_2 \leq_T \varepsilon$.

Proof. Let us call T_0 the component of $T - \varepsilon$ containing b_0 and let T_1 be the other component. Until the tour of T reaches ε , the current node is in T_0 . After the first and before the second traversal of ε , the current node is in T_1 . Finally, after the second traversal of ε it is once again in T_0 . Hence each edge of $C^*(T, \varepsilon)$ becomes current with its endpoint in T_1 as current node between the two traversals of ε . Since T is a Jaeger tree, each non-tree edge first becomes current with its tail as current node. This means that those edges that have their head in T_1 become current with their tail as current node before the first traversal of ε . This implies both statements (i) and (ii) of the Lemma. Finally, if ε has its head in T_0 , then it

only becomes current with its tail as current node at the time of its second traversal, which is after all other edges of the fundamental cut. ■

Proposition 5.6. *Let G be a directed graph and fix a ribbon structure with basis (b_0, b_0b_1) . Then the corresponding Jaeger trees T give rise to simplices \mathcal{Q}_T whose (relative) interiors are disjoint in \mathcal{Q}_G .*

Note that in un-semibalanced cases, the simplices in question are of codimension 1 in \mathcal{Q}_G . When the graph is semi-balanced, they are of codimension 0. The proof of Proposition 5.6 is essentially the same as that of [13, Lemma 7.7].

Proof. Take two Jaeger trees T_1 and T_2 , and suppose that their tours coincide until reaching the edge ε , where $\varepsilon \notin T_1$ and $\varepsilon \in T_2$. It suffices to show that the simplices that correspond to T_1 and T_2 are separated by a hyperplane. Such a separating hyperplane can be constructed using the fundamental cut $C^*(T_2, \varepsilon)$ of G .

The cut $C^*(T_2, \varepsilon)$ divides G into two components. Let N_0 be the set of nodes in the component containing b_0 , and N_1 the nodes of the other component. Let us associate the real number 0 to basis vectors corresponding to elements of N_0 , and let us associate 1 to elements of N_1 . This has a unique linear extension $\kappa = \kappa_{T_2, \varepsilon}: \mathbf{R}^V \rightarrow \mathbf{R}$. The value of κ at the vertices of \mathcal{Q}_G (described in terms of the corresponding edges of G) is then

- 0 for edges outside the fundamental cut $C^*(T_2, \varepsilon)$: These edges \vec{th} connect vertices with the same κ value, giving $\kappa(\mathbf{h} - \mathbf{t}) = 0$.
- 1 for ε : As T_1 is a Jaeger tree and $\varepsilon \notin T_1$, the edge ε has to have its tail in N_0 and its head in N_1 . Hence $\kappa(\mathbf{x}_\varepsilon) = 1 - 0 = 1$.
- -1 for edges of $C^*(T_2, \varepsilon) \cap T_1$: By Lemma 5.5 applied to T_2 , by the time ε is traversed in the tour of T_2 , all the edges of $C^*(T_2, \varepsilon)$ having their tail in N_0 are cut. As the tours of T_1 and T_2 coincide until reaching ε , these edges are also cut in the tour of T_1 . Hence all the edges in $C^*(T_2, \varepsilon) \cap T_1$ have their heads in N_0 and their tails in N_1 , and the value of κ on such edges is indeed -1 .

Thus, all the vertices of \mathcal{Q}_{T_1} lie either in the hyperplane $\kappa = 0$ or on the side where κ is negative, and all the vertices of \mathcal{Q}_{T_2} lie either in the hyperplane $\kappa = 0$ or on the side where κ is positive. Hence indeed, the hyperplane $\kappa = 0$ shows that the simplices corresponding to T_1 and T_2 are interior disjoint. ■

Remark 5.7. More generally, for any cut in any directed graph, one may consider the linear functional κ that takes the values 0 and 1 on generators corresponding to vertices on the two ‘sides’ of the cut. The kernel of κ then contains all those vertices of the root polytope that correspond to edges *not* in the cut. The vectors representing the edges of the cut lie on either side of the kernel, depending on the direction in which the edge ‘crosses the cut.’

The main claim of this section is the following.

Theorem 5.8. *For a connected, semi-balanced directed graph, with arbitrarily fixed ribbon structure and basis, the simplices that correspond to Jaeger trees dissect the root polytope.*

Example 5.9. Let us consider the complete bipartite graph $K_{2,3}$ with one of its semi-balanced orientations from Example 2.7. Referring to Figure 6, we let the ribbon structure be given by counterclockwise rotations around each vertex. Using

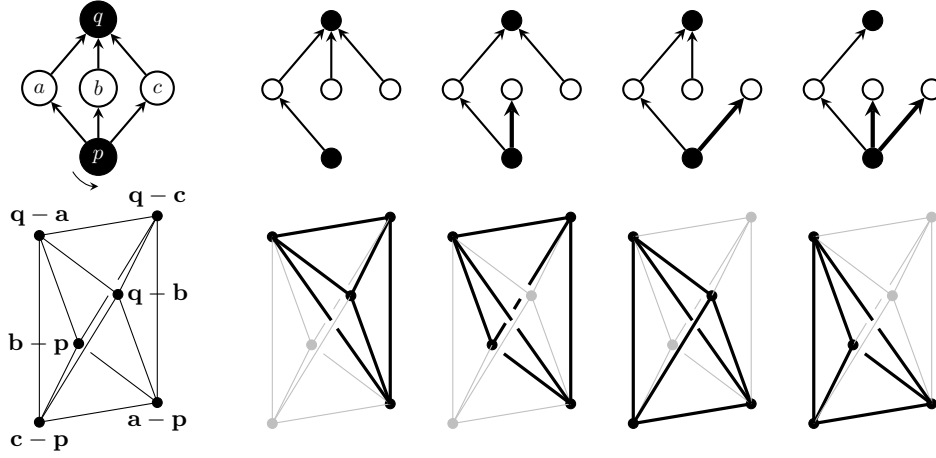


FIGURE 6. Dissection induced by a ribbon structure.

the notation of the Figure, we choose p to be the base node and pc to be the base edge. Then, there exist four Jaeger trees with this data. We list them and the corresponding maximal simplices of the root polytope, which do indeed form a dissection. It is in fact a triangulation, by four tetrahedra that are incident to a fixed main diagonal of the octahedron.

In order to prove Theorem 5.8, we define a linear order on spanning trees of a directed ribbon graph (that depends on the basis). The restriction of this order to Jaeger trees will turn out to be a shelling order of the dissection (see Theorem 6.2).

The idea behind the order has already appeared in the proof of Proposition 5.6. For any two spanning trees T and T' of a ribbon graph, their respective tours have maximal initial segments that coincide. The last element of this common segment is a pair (x, ε) , where the edge ε is part of one tree but not part of the other. We will refer to ε as the *first difference* between the trees.

Definition 5.10. For two spanning trees T and T' of a directed ribbon graph, equipped with a basis, we write $T' \prec T$ if their first difference ε satisfies one of the following:

- ε is skipped in the tour of T' in accordance with the Jaeger rule (from the tail direction), but $\varepsilon \in T$,
- ε is skipped in the tour of T violating the rule (from the head direction), but $\varepsilon \in T'$.

Lemma 5.11. *The relation \prec is a complete ordering of the spanning trees.*

Proof. As any two trees are comparable, we only need to prove transitivity. Suppose that $T_1 \prec T_2$ and $T_2 \prec T_3$. Assume that the first difference between T_1 and T_2 is the edge ε and the first difference between T_2 and T_3 is the edge ε' . It is easy to see that $\varepsilon = \varepsilon'$ is impossible. If ε is reached before ε' in the tour of T_2 , then the first difference between T_1 and T_3 is ε , and this orders them as T_1 and T_2 are ordered, i.e., $T_1 \prec T_3$. If ε' is reached before ε in the tour of T_2 , then the first difference between T_1 and T_3 is ε' , and this implies that they are ordered as T_2 and T_3 are, that is, again, $T_1 \prec T_3$. ■

Proof of Theorem 5.8. Corollary 3.2 implies that Jaeger trees correspond to maximal simplices in the root polytope. Proposition 5.6 tells us that simplices corresponding to Jaeger trees are interior disjoint. Hence we only need to prove that any point in the root polytope is inside the simplex of some Jaeger tree.

Let G be a connected semi-balanced graph and let us take a point $\mathbf{p} \in \mathcal{Q}_G = \text{Conv}\{\mathbf{h} - \mathbf{t} \mid \vec{th} \in E(G)\}$. As the dimension of \mathcal{Q}_G is $|V(G)| - 2$, by Caratheodory's theorem, \mathbf{p} is in the convex hull of at most $|V(G)| - 1$ affine independent vertices, that is, there is a spanning tree T of G such that $\mathbf{p} = \sum_{\vec{th} \in T} \lambda_{th}(\mathbf{h} - \mathbf{t})$ with some $0 \leq \lambda_{th} \leq 1$ for each edge $th \in T$, so that $\sum_{th \in T} \lambda_{th} = 1$. Let us also put $\lambda_\eta = 0$ for edges $\eta \notin T$.

If T is a Jaeger tree, we are done. Suppose that T is not a Jaeger tree. We show that in this case we can find another spanning tree $T' \prec T$ with $\mathbf{p} \in \mathcal{Q}_{T'}$. As T is not a Jaeger tree, in the tour of T there is a non-tree edge that is first encountered at its head. Suppose that $\varepsilon = \vec{xy}$ is one such edge. The subgraph $T \cup \{\varepsilon\}$ has exactly one cycle C (the so called fundamental cycle $C = C(T, \varepsilon)$), which is semi-balanced since G is semi-balanced. We may assume that $\varepsilon \in C^+$.

Let $\mu = \min_{\eta \in C^-} \lambda_\eta$ and let $\varepsilon' \in C^-$ be one of the edges where the minimum μ is realized. If we define

$$\lambda'_\eta = \begin{cases} \lambda_\eta & \text{if } \eta \notin C \\ \lambda_\eta - \mu & \text{if } \eta \in C^- \\ \lambda_\eta + \mu & \text{if } \eta \in C^+ \end{cases},$$

then by Lemma 3.3, we have $\mathbf{p} = \sum_{\eta \in E} \lambda_\eta \mathbf{x}_\eta = \sum_{\eta \in E} \lambda'_\eta \mathbf{x}_\eta$.

By the choice of μ we have $\lambda'_\eta \geq 0$ for each edge of G , and $\lambda'_{\varepsilon'} = 0$. Hence for $T' = T \cup \{\varepsilon\} \setminus \{\varepsilon'\}$, we have $\{\eta \mid \lambda'_\eta > 0\} \subset T'$, meaning $\mathbf{p} \in \mathcal{Q}_{T'}$. Also, T' is once again a spanning tree since $\varepsilon' \in C(T, \varepsilon)$.

We now prove that $T' \prec T$. If (y, ε) comes before ε' (paired with either endpoint) in the tour of T , then ε is the first difference between T and T' . As we have $\varepsilon \in T'$, while on the other hand ε is skipped in the tour of T violating the Jaeger rule, we do have $T' \prec T$.

Else if ε' , with its endpoint r as current node, appears before ε in the tour of T , then ε' becomes the first difference between T and T' . After traversing ε' , the tour of T proceeds along (with possible detours that do not involve vertices along C) the unique path in T that connects the other endpoint q of ε' with the node y . As that path is part of C , from the assumption that $\varepsilon' \in C^-$, we see that q must be the head and r must be the tail of ε' . This means that ε' is removed from T' in accordance with the Jaeger rule. Hence we have $T' \prec T$ in this case as well.

Now from the finiteness of the set of spanning trees, it is clear that there exists a Jaeger tree T such that \mathbf{p} is in the simplex corresponding to T . ■

The idea of the above proof enables us to give a much shorter justification of the ‘correctness’ of the Bernardi algorithm from [13]. We do this in Subsection 7.2.

Let us also mention the following corollary of the previous argument.

Lemma 5.12. *For each point $\mathbf{p} \in \mathcal{Q}_G$, among the spanning trees $\{T \mid \mathbf{p} \in \mathcal{Q}_T\}$, the minimal one according to \prec is a Jaeger tree.*

The order \prec has interesting symmetries. For example, one could re-define Jaeger trees “symmetrically,” demanding that in the tour of T each non-edge be first seen

at its *head*. Then, for each point $\mathbf{p} \in \mathcal{Q}_G$, the *maximal* tree in $\{T \mid \mathbf{p} \in \mathcal{Q}_T\}$, according to \prec , would be one of these “head-cut Jaeger trees.”

Another type of symmetry for Jaeger trees is the following extension of [13, Lemma 6.5].

Proposition 5.13. *Let G be a connected directed graph with a ribbon structure and basis (b, ε) . Let δ be the edge that precedes ε in the cyclic order around b . Now let us also consider the graph $-G$, that is G with all edge orientations reversed, and equip it with the ribbon structure that is the reverse of the previous, i.e., the cyclic orders around all edges are inverted. Then, the Jaeger trees of $-G$ with respect to the basis (b, δ) are exactly the same as the Jaeger trees of G with respect to (b, ε) .*

Proof. When we compare the tours of a spanning tree T in G and in $-G$, we see that for any non-edge xy of T , the orders in which (x, xy) and (y, xy) appear are opposite. But since the orientation of xy also gets reversed, the two Jaeger conditions are equivalent. \blacksquare

Let \prec' be the order induced on spanning trees of $-G$, with respect to the reversed ribbon structure as in Proposition 5.13. Then it seems that (apart from having the same set of Jaeger trees) \prec' has little connection to \prec .

Question 5.14. Does the ordering \prec have other interesting symmetries? Do these have meaningful corollaries? What is the relationship of \prec and \prec' ?

Recall that by Lemma 3.5, the simplex \mathcal{Q}_T has the same volume for any spanning tree T . Therefore Theorem 5.8 implies the following.

Corollary 5.15. *The number of Jaeger trees of a semi-balanced directed graph is independent of the ribbon structure and the basis.*

A somewhat imprecise phrasing of the reason is that the number of Jaeger trees of G is proportional to the volume of \mathcal{Q}_G . We will soon also see that the number of Jaeger trees of G is $I_G(1)$, i.e., the sum of the coefficients of the interior polynomial.

We note that Corollary 5.15 fails without semi-balancedness. For example, take a properly directed cycle. This has a unique ribbon structure. If the base node is the head of the base edge, we do not have Jaeger trees. If the base node is the tail of the base edge, all spanning trees are Jaeger.

Question 5.16. Is there a good analogue of the dissection by Jaeger trees for un-semibalanced directed graphs? In other words, is there a similar way to dissect the root polytope of an un-semibalanced directed graph into simplices? What about the case of (not necessarily bipartite) signed graphs?

6. SHELLING

In this section we show that the dissection, induced by Jaeger trees, of the root polytope of a semi-balanced (thus bipartite and directed) graph is shellable. (See Section 4 for the relevant definitions.) Specifically, the restriction of \prec (Definition 5.10) to Jaeger trees yields a shelling order.

This implies that an h -vector, cf. (4.5), may be considered. To be able to describe it combinatorially, we need the following definition.

Definition 6.1 (Internal semi-passivity with respect to a fixed order). Let G be a directed graph and let us assume that an order is given on its edge set. With

respect to a spanning tree T of G , we call an edge $\varepsilon \in T$ *internally semi-passive* if it stands opposite to the largest edge ε' in the fundamental cut $C^*(T, \varepsilon)$ (that is, ε and ε' have their tails in different components of $T - \varepsilon$).

We say that an edge is *internally semi-active* in T if it is not internally semi-passive.

If we are given a ribbon structure and a basis for our directed graph, we can associate the T -order \leq_T of Definition 5.2 to any tree T . Unless specified otherwise, we will always consider internal semi-passivity of an edge ε in a tree T with respect to this order. That is, the order is not fixed once and for all; instead, the ribbon structure and the basis are. This point of view is adopted from Bernardi's work [2, 3] on the Tutte polynomial.

We note that in the prequel [13], internal semi-passivity was defined using the *smallest* instead of the *largest* edge, hence the corresponding theorems in that paper are slightly different.

The main theorem of this section is as follows.

Theorem 6.2. *Let G be a semi-balanced graph, with an arbitrarily fixed ribbon structure and basis. The restriction of the order \prec of Definition 5.10 to the Jaeger trees of G induces a shelling order of the dissection of Theorem 5.8. For each Jaeger tree T , the value of the h -vector statistic (i.e., the number of facets of the corresponding simplex \mathcal{Q}_T that lie in the union of the earlier simplices of the shelling) equals the number of internally semi-passive edges in T with respect to the T -order.*

From here on we will often abbreviate ‘internally semi-passive edges of T with respect to the T -order’ to just ‘semi-passive edges.’

Example 6.3. Figure 6 lists the Jaeger trees in the order \prec . The semi-passive edges of each tree are thickened. (The status of an edge is easiest to determine by using condition (i) of the Lemma below.) Regarding the facets of each associated simplex, the facets along which the simplex attaches to the earlier maximal simplices are exactly the ones whose opposite vertices correspond to semi-passive edges.

We start the proof of Theorem 6.2 with the following characterization of semi-passive edges. We note that even for general directed graphs (that is, not necessarily semi-balanced or even bipartite), its parts (ii) and (iii) are equivalent, and follow from (i).

Lemma 6.4. *Let G be a semi-balanced graph with a fixed ribbon structure and basis. For a Jaeger tree T of G and edge $\varepsilon \in T$, the following statements are equivalent.*

- (i) ε arises as the first difference between T and some Jaeger tree preceding T in \prec , i.e., there exists a Jaeger tree T' such that $\varepsilon \notin T'$ but the tours of T and T' coincide until reaching ε .
- (ii) ε is internally semi-passive in the spanning tree T with respect to the T -order of the edges of G .
- (iii) ε has its tail in the base component of $T - \varepsilon$ and there exists an edge in the fundamental cut $C^*(T, \varepsilon)$ that stands opposite to ε .

Proof. (i) \Rightarrow (iii). As the tours of T and T' coincide until reaching ε , they both reach ε at the same endpoint. As $\varepsilon \notin T'$, this endpoint must be the tail of ε , which is thus in the base component. Those edges of $C^*(T, \varepsilon) - \varepsilon$ that had already been skipped in the tour before reaching ε , are not in T' . By Lemma 5.5, the rest of the

edges of $C^*(T, \varepsilon) - \varepsilon$ have their heads in the base component. This latter set is non-empty because T' must contain at least one of its elements.

(iii) \Rightarrow (i). Let T_0 and T_1 be the two subtrees of $T - \varepsilon$, with T_0 containing the base node. Let G_0 be the subgraph of G spanned by the node set of T_0 , and G_1 be the subgraph spanned by the node set of T_1 . We build up a Jaeger tree T' together with its tour, such that ε is the first difference between T' and T . To do so, we follow the tour of T until reaching ε , but at that moment, we do not include ε into T' . We are allowed to do this by the assumption that ε has its tail in T_0 . Instead, we stay in T_0 and continue with the part of the tour of T that would follow the second traversal of ε . We stop at the first moment when an edge $\varepsilon' \in C^*(T, \varepsilon)$, standing opposite to ε , becomes current edge (we will include this edge into T').

By the assumption (iii) there exists such an edge and [2, Lemma 5] guarantees that our process will find it. Let t' be the endpoint of ε' from G_1 , which is its tail. If G_1 is not just a point, then take the first edge $t'h'' \in G_1$ following ε' in the cyclic order around t' . Take an arbitrary Jaeger tree T'_1 of G_1 with base point t' and base edge $t'h''$. (Here the ribbon structure for G_1 is the restriction of the one for G .) Such a Jaeger tree exists since G_1 is connected and semi-balanced, whence Jaeger trees dissect the root polytope of G_1 , which is not empty if G_1 is not a single point. If G_1 is a single point then we take T'_1 to also be that point.

We claim that $T' = T_0 \cup \{\varepsilon'\} \cup T'_1$ is a Jaeger tree. Once we prove this, it becomes immediate from the construction that the first difference between T and T' is ε .

Until reaching ε , the tours of T and T' coincide. Then ε is cut (at the allowed endpoint) in the tour of T' . Next we continue the traversal of T_0 until we arrive at ε' . During this time, any edges that we cut are edges of G_0 that are cut, at the same endpoint, in the tour of T as well. As ε' is traversed, the tour of T' thus far has not cut any edge at its prohibited endpoint. If there are any edges (necessarily of $C^*(T, \varepsilon)$) between ε' and $t'h''$ at t' , for which t' is their head, then by Lemma 5.5, they have already been cut at their tails. Next we start the traversal of T'_1 , which is a Jaeger tree in G_1 . Compared to the tour of T'_1 with regard to G_1 , the only difference in the tour of T' is that any edges in $C^*(T, \varepsilon)$ that we encounter have to be skipped. But again by Lemma 5.5, all the edges from $C^*(T, \varepsilon)$ that have their head in G_1 have already been cut, hence none of them gets cut at its prohibited endpoint. Note that if G_1 is a single point, then we only have the edges of $C^*(T, \varepsilon)$ (which, in that case, is the star-cut of t') to deal with, but the same reasoning applies.

Then when we arrive back at h' after traversing ε' for the second time, the set of node-edge pairs that have not been current is the same as in the tour of T after ε' is current for the second time. Moreover, the orders in which these remaining pairs become current are the same, too. Hence during the remainder of the tour of T' , each edge that is cut is still cut at the allowed endpoint.

(iii) \Rightarrow (ii). By Lemma 5.5, those edges in $C^*(T, \varepsilon)$ that have their tails in the base component all precede, in the T -order, those which have their heads there. Since now there exists an edge in $C^*(T, \varepsilon)$ that has its head in the base component, necessarily the largest edge δ of $C^*(T, \varepsilon)$, according to the T -order, is of this kind. As ε has its tail in the base component, it stands opposite to δ , which means that ε is internally semi-passive.

(ii) \Rightarrow (iii). Internal semipassivity for ε implies that there must be an edge δ in $C^*(T, \varepsilon)$ standing opposite to ε , moreover, δ comes later than ε in the T -order. By Lemma 5.5, this implies that ε must have its tail in the base component. \blacksquare

Proof of Theorem 6.2. Let us fix a Jaeger tree T of our semi-balanced ribbon graph $G = (V, E)$. Let $\mathcal{R}_T = \bigcup_{T' \prec T} \mathcal{Q}_{T'}$ be the union of the simplices corresponding to Jaeger trees T' preceding T in \prec . First we will show that for an internally semi-passive edge $\varepsilon \in T$, the facet $\mathcal{Q}_{T-\varepsilon}$ of the simplex \mathcal{Q}_T lies in \mathcal{R}_T . Then we will show that if T is not the first Jaeger tree then \mathcal{Q}_T is not disjoint from \mathcal{R}_T , moreover, if $\mathbf{p} \in \mathcal{Q}_T \cap \mathcal{R}_T$, then \mathbf{p} is in $\mathcal{Q}_{T-\varepsilon}$ for an internally semi-passive edge ε .

Take an edge $\varepsilon \in T$ such that ε is internally semi-passive in T with respect to the T -order. We will use the notation of the part (iii) \Rightarrow (i) of the proof of Lemma 6.4. Recall that a Jaeger tree was constructed there in the form

$$(6.1) \quad T' = T_0 \cup \{\varepsilon'\} \cup T'_1,$$

where T_0 is the base component of $T - \varepsilon$, the edge ε' is a particular element of $C^*(T, \varepsilon)$, and T'_1 is a Jaeger tree in the subgraph G_1 determined by the fundamental cut. We will show that as T'_1 ranges over the set \mathcal{T}_1 of Jaeger trees for G_1 (with basis specified as in the proof of Lemma 6.4), the union of the simplices $\mathcal{Q}_{T'}$ is large enough to contain $\mathcal{Q}_{T-\varepsilon}$. This will complete the first part of the proof since $T' \prec T$ for all choices of T'_1 .

We will denote the set of Jaeger trees of the form (6.1), for $T'_1 \in \mathcal{T}_1$, by \mathcal{T} .

If G_1 is a single node, then the only element of \mathcal{T}_1 is the empty set, furthermore $T - \varepsilon = T_0$, which makes our claim trivial. Otherwise take an arbitrary point \mathbf{p} from $\mathcal{Q}_{T-\varepsilon}$. This means that

$$\mathbf{p} = \sum_{\eta \in T-\varepsilon} \lambda_\eta \mathbf{x}_\eta = \sum_{\eta \in T_0} \lambda_\eta \mathbf{x}_\eta + \sum_{\eta \in T_1} \lambda_\eta \mathbf{x}_\eta,$$

where $\lambda_\eta \geq 0$ for all η and $\sum_{\eta \in T-\varepsilon} \lambda_\eta = 1$. Let $\lambda_0 = \sum_{\eta \in T_0} \lambda_\eta$ and $\lambda_1 = \sum_{\eta \in T_1} \lambda_\eta$. If $\lambda_0 = 0$ then $\mathbf{p} \in \mathcal{Q}_{G_1}$, which by Theorem 5.8 is dissected by the faces $\mathcal{Q}_{T'_1}$ of the simplices $\mathcal{Q}_{T'}$, for $T' \in \mathcal{T}$ as in (6.1), making $\mathbf{p} \in \bigcup_{T' \in \mathcal{T}} \mathcal{Q}_{T'}$ obvious. If $\lambda_1 = 0$, then $\mathbf{p} \in \mathcal{Q}_{T_0}$, which in turn is part of all the $\mathcal{Q}_{T'}$. Otherwise, write

$$\mathbf{p} = \lambda_0 \cdot \sum_{\eta \in T_0} \frac{\lambda_\eta}{\lambda_0} \mathbf{x}_\eta + \lambda_1 \cdot \sum_{\eta \in T_1} \frac{\lambda_\eta}{\lambda_1} \mathbf{x}_\eta$$

and let $\mathbf{p}_0 = \sum_{\eta \in T_0} \frac{\lambda_\eta}{\lambda_0} \mathbf{x}_\eta$ and $\mathbf{p}_1 = \sum_{\eta \in T_1} \frac{\lambda_\eta}{\lambda_1} \mathbf{x}_\eta$. That is, $\mathbf{p} = \lambda_0 \mathbf{p}_0 + \lambda_1 \mathbf{p}_1$, where $\lambda_0, \lambda_1 > 0$ and $\lambda_0 + \lambda_1 = 1$. Furthermore, we have $\mathbf{p}_1 \in \mathcal{Q}_{T_1} \subset \mathcal{Q}_{G_1}$ and $\mathbf{p}_0 \in \mathcal{Q}_{T_0}$. Combining this with the convexity of \mathcal{Q}_{T_0} and $\mathcal{Q}_{G_1} = \bigcup_{T'_1 \in \mathcal{T}_1} \mathcal{Q}_{T'_1}$, we obtain

$$\begin{aligned} & \bigcup_{T' \in \mathcal{T}} \mathcal{Q}_{T'} \supset \bigcup_{T' \in \mathcal{T}} \mathcal{Q}_{T'-\varepsilon'} \\ &= \bigcup_{T'_1 \in \mathcal{T}_1} \text{Conv}(\mathcal{Q}_{T_0} \cup \mathcal{Q}_{T'_1}) = \text{Conv} \left(\mathcal{Q}_{T_0} \cup \bigcup_{T'_1 \in \mathcal{T}_1} \mathcal{Q}_{T'_1} \right) = \text{Conv}(\mathcal{Q}_{T_0} \cup \mathcal{Q}_{G_1}) \ni \mathbf{p}. \end{aligned}$$

As to the second part of our proof, to show that \mathcal{Q}_T is not disjoint from \mathcal{R}_T if the latter is nonempty, note that by Lemma 6.4, for any Jaeger tree $T' \prec T$, the first difference between T' and T is an edge $\varepsilon \in T$ that is internally semi-passive in T . Hence $\mathcal{Q}_{T-\varepsilon} \subset \mathcal{R}_T$, which implies that the two sets are not disjoint.

Finally, take a point $\mathbf{p} \in \mathcal{Q}_T \cap \mathcal{R}_T$. We may suppose that $\mathbf{p} \in \mathcal{Q}_T \cap \mathcal{Q}_{T'}$ for some Jaeger tree $T' \prec T$, where the first difference between T and T' is $\varepsilon \in T \setminus T'$. Now the functional $\kappa_{T,\varepsilon}$, constructed in the proof of Proposition 5.6, shows that $\mathcal{Q}_T \cap \mathcal{Q}_{T'} \subset \mathcal{Q}_{T-\varepsilon}$. Here by Lemma 6.4, the edge ε is internally semi-passive in T . Thus indeed, our arbitrary intersection point \mathbf{p} lies in a facet of \mathcal{Q}_T whose opposite vertex corresponds to a semi-passive edge, as claimed. \blacksquare

Let us summarize again our strategy to compute the h^* -vector of \mathcal{Q}_G , i.e., the interior polynomial of the semi-balanced graph G . We fix an arbitrary ribbon structure and basis. We generate all associated Jaeger trees T_i and the corresponding numbers r_i of semi-passive edges. (If we find the T_i by a certain natural in-depth search, then condition (i) of Lemma 6.4 makes it easy to keep track of the r_i .) We let h_j denote the number of indices i so that $r_i = j$. Then, according to (4.6), we have

$$(6.2) \quad I_G(x) = \sum_j h_j x^j.$$

Example 6.5. Figure 4 shows three semi-balanced graphs. Example 5.9 dealt with the one on the right, and we found that its Jaeger trees had 0, 1, 1, and 2 internally semi-passive edges, respectively. Therefore $h_0 = 1$, $h_1 = 2$, $h_2 = 1$, and the interior polynomial of the graph in question is $1 + 2x + x^2$.

The other two graphs of Figure 4 share the same interior polynomial $1 + 2x$.

For the graphs of Figure 3, similar but lengthier computations yield the interior polynomials (from left to right) $1 + 6x + 3x^2$, $1 + 6x + 9x^2 + 4x^3$, $1 + 6x + 6x^2$, and $1 + 6x + 7x^2$, respectively.

7. ALGORITHMIC ASPECTS

Suppose that we are given a semi-balanced graph with a ribbon structure and a basis. In Theorem 5.8 we saw that the root polytope is dissected into simplices indexed by Jaeger trees. In this section we look at algorithmic aspects of this fact, namely, we give a simple, greedy algorithm for finding a Jaeger tree containing a given point of the root polytope in its simplex. The algorithm relies on, as a subroutine, the decision whether a given point lies in the convex hull of some other points. If the coordinates of the points are rational, then this can be done in polynomial time via linear programming. Altogether, our algorithm runs in polynomial time if the input point has rational coordinates.

In Subsection 7.2, we point out that the correctness of the Bernardi algorithm of [13] (that finds the Jaeger tree realizing a given hypertree) follows from the correctness of our algorithm. Thereby we give a simpler proof for the correctness of the Bernardi algorithm.

7.1. Finding a Jaeger tree whose simplex contains a given point. We propose the following process.

Algorithm (Jaeger-tree-for-point):

INPUT: a connected semi-balanced graph G , a ribbon structure for G , a basis $(b_0, b_0 b_1)$, and a point $\mathbf{p} \in \mathcal{Q}_G$.

OUTPUT: a Jaeger tree (with respect to the given ribbon structure and basis) $T \subset G$ such that $\mathbf{p} \in \mathcal{Q}_T$.

We maintain a current graph G_{curr} , a current node x of G_{curr} and a current edge xy of G_{curr} incident to our current node. At the beginning, $G_{curr} = G$, the current node is b_0 and the current edge is b_0b_1 .

As a step of the algorithm, if the current node x is the tail of the current edge xy , then we check whether $G_{curr} - xy$ is connected and \mathbf{p} is in the root polytope of $G_{curr} - xy$. If both answers are yes, then we take $G_{curr} - xy$ as the next current graph, x as the next current vertex and $xy_{G_{curr}}^+$ as the next current edge. If $\mathbf{p} \notin \mathcal{Q}_{G_{curr}-xy}$ or $G_{curr} - xy$ is not connected, then the current graph stays G_{curr} , the current node becomes y and the current edge becomes $yx_{G_{curr}}^+$.

If the current node x is the head of the current edge xy , then G_{curr} stays the current graph, the next current node is y and the next current edge is $yx_{G_{curr}}^+$. We stop when an edge becomes current with its tail as current node for the second time. The output is the current graph at the end of the algorithm.

Theorem 7.1. *For any input as above, the algorithm produces a Jaeger tree T of G such that $\mathbf{p} \in \mathcal{Q}_T$. Moreover, it returns the smallest tree, with respect to the order \prec of Definition 5.10, among those spanning trees F of G that satisfy $\mathbf{p} \in \mathcal{Q}_F$.*

Proof. Let T be the smallest tree with respect to \prec in the set of spanning trees F of G so that $\mathbf{p} \in \mathcal{Q}_F$. Then T is a Jaeger tree by Lemma 5.12. Take the incident node-edge pairs of G in the order as they become current in the tour of T , and remove the pairs (h, ε) where $\varepsilon \notin T$ and h is the head of ε . Let S be the sequence of the remaining node-edge pairs. We will show that the Jaeger-tree-for-point algorithm removes precisely the edges in $E(G) - T$, hence it returns T , and its sequence of current node-edge pairs is exactly S .

Suppose for a contradiction that this is not true, and take the last step before the sequence of current node-edge pairs of the algorithm differs from S . Let the last common node-edge pair be (v, ε) . There are two ways for the two processes to part: either the algorithm does not remove ε and $\varepsilon \notin T$, or it removes ε and $\varepsilon \in T$.

Regarding the first case, as T is a Jaeger tree and $\varepsilon \notin T$, in the tour of T , the edge ε is first reached from the tail direction. Since so far all the edges of T were kept, before this step, we have $T \subseteq G_{curr}$. But then $T \subseteq G_{curr} - \varepsilon$, in particular $G_{curr} - \varepsilon$ is connected and $\mathbf{p} \in \mathcal{Q}_T \subseteq \mathcal{Q}_{G_{curr}-\varepsilon}$, whence the algorithm would need to remove ε , which is a contradiction.

Now suppose that the second case happens. Let G' be the current graph of the algorithm after removing ε . By our assumption, S agrees with the sequence of node-edge pairs of the algorithm up to (v, ε) , hence in the tour of T , until reaching (v, ε) , all the edges of T are in G' , and all the non-edges of T are not in G' . Let u be the other endpoint of ε . (Note that as the algorithm was able to remove ε while (v, ε) was current, we know that v is the tail and u is the head of ε .) We claim that (u, ε) cannot precede (v, ε) in S . Otherwise, ε (from u to v), and the component of $T - \varepsilon$ containing v would be traversed by the algorithm and the tour of T alike, removing all the edges of $C^*(T, \varepsilon) - \varepsilon$ in the process. Hence removing ε would make the graph disconnected, which contradicts the Jaeger-tree-for-point algorithm. We conclude that (v, ε) precedes (u, ε) in S .

The algorithm maintains the properties that the current graph is connected and its root polytope contains \mathbf{p} . Hence, according to Theorem 5.8, there is a tree $T' \subseteq G'$ that is a Jaeger tree of G' such that $\mathbf{p} \in \mathcal{Q}_{T'}$. (Here T' is a spanning tree for G as well, but we do not yet know if T' is Jaeger for G .) Let us compare T to T' . The first difference between the tours of T and T' can be of two types:

Either the tour of T' differs from the tour of T before reaching (v, ε) , or ε is the first difference. In the first case (since G' does not contain any non-edges of T that are seen in the tour of T before (v, ε)) the first difference is an edge that T' does not contain but T contains. All the edges of T that are traversed up to this point from the tail direction must be in T' since these edges were needed either for keeping the (then) current graph connected or for having \mathbf{p} in the root polytope of the (then) current graph, and this remains true also for the potentially smaller graph G' . Hence the first difference between T and T' is that T' does not contain some edge of T (and of G') that is first seen from the head direction. This cannot happen since T' is a Jaeger tree within G' .

Finally, if ε is the first difference, then $T' \prec T$. This cannot happen as T is the smallest tree containing \mathbf{p} in its root polytope. Thus the sequence S describes the Jaeger-tree-for-point algorithm as we claimed, and the proof is complete. \blacksquare

7.2. A short proof for the correctness of the Bernardi process. This subsection is a small detour in which we recall the Bernardi algorithm of [13], and point out that its convergence follows from the correctness of the Jaeger-tree-for-point algorithm. This approach significantly shortens the proof given in [13, Section 4]. In this subsection we deal with bipartite graphs with the standard orientation. Concretely, let us orient each edge toward the partite class W .

We will introduce the required notions as briefly as possible; for a more detailed explanation, see [18, 9, 11, 13].

Definition 7.2. [9] Let G be an undirected bipartite graph with vertex classes U and W . We say that the vector $\mathbf{h}: U \rightarrow \mathbf{Z}_{\geq 0}$ is a *hypertree* on U if there exists a spanning tree T of G that has degree $d_T(v) = \mathbf{h}(v) + 1$ at each node $v \in U$. In this case, we also say that the spanning tree T *realizes* the hypertree \mathbf{h} .

Hypertrees are a generalization of spanning trees. Indeed, if the bipartite graph G is obtained from a graph H by subdividing each edge with a new point, and U is the color class of these new points, then hypertrees on U are exactly the characteristic vectors of the spanning trees of H .

It is proved in [13] that (given a ribbon structure and basis for G) for each hypertree on U , there is a unique Jaeger tree in G that realizes it. The Bernardi algorithm of [13] is a process that computes this Jaeger tree for a given hypertree. Clearly, by symmetry, the same can be said for hypertrees on W .

Let the base node be b_0 and the base edge be b_0b_1 .

Definition 7.3 (Bernardi algorithm). Given is a hypertree \mathbf{f} on U (or on W). The process maintains a current incident node-edge pair and a current graph at any moment. At the beginning, the current graph is G , the current node is b_0 and the current edge is b_0b_1 .

In a step, if the current node x is in U , then we check whether for the current graph G_{curr} and the current edge xy , the vector \mathbf{f} is a hypertree on U (or on W) in the graph $G_{curr} - xy$. If the answer is yes, let the current graph of the next step be $G_{curr} - xy$ and the current node-edge pair be $(x, xy_{G_{curr}}^+)$. If the answer is no, let the current graph of the next step be G_{curr} , and let the current node-edge pair of the next step be $(y, yx_{G_{curr}}^+)$.

If the current node x is in W , and the current edge is xy , then let the current graph of the next step be G_{curr} , and let the current node-edge pair of the next step be $(y, yx_{G_{curr}}^+)$.

The process stops when a node-edge pair becomes current for the second time. The output is the current graph at the end of the process.

This is called the $(\text{ht}:U, \text{cut}:U)$ Bernardi process if the hypertree is given on U and the $(\text{ht}:W, \text{cut}:U)$ Bernardi process if the hypertree is given on W . Clearly, by symmetry, one can also define the algorithms $(\text{ht}:W, \text{cut}:W)$ and $(\text{ht}:U, \text{cut}:W)$.

The key observation is that the Bernardi algorithm is an instance of the Jaeger-tree-for-point algorithm, run on an appropriate point, which we introduce next.

Definition 7.4 (marker of a hypertree). For a hypertree $\mathbf{h} \in \mathbf{R}^U$, let its *marker* be the point $\frac{-1}{|W|}\mathbf{h} + \frac{-1}{|U||W|}\mathbf{1}_U + \frac{1}{|W|}\mathbf{1}_W$ of $\mathbf{R}^V = \mathbf{R}^U \oplus \mathbf{R}^W$. The *marker* of a hypertree $\mathbf{h} \in \mathbf{R}^W$ is $\frac{1}{|U|}\mathbf{h} + \frac{1}{|U||W|}\mathbf{1}_W + \frac{-1}{|U|}\mathbf{1}_U$.

The following proposition, as explained in [11, section 3.4], is a direct consequence of some of Postnikov's observations [18].

Proposition 7.5. [18] *For any hypertree \mathbf{h} either on U or on W , and any spanning tree T of G , the marker of \mathbf{h} is in \mathcal{Q}_T if and only if T realizes \mathbf{h} , and in this case the marker is an interior point of \mathcal{Q}_T .*

We now give a new proof that the Bernardi algorithm gives the desired result.

Theorem 7.6. *For any hypertree \mathbf{h} on U (respectively, on W), the $(\text{ht}:U, \text{cut}:U)$ Bernardi process (respectively, the $(\text{ht}:W, \text{cut}:U)$ Bernardi process) returns the unique Jaeger tree that realizes \mathbf{h} .*

Proof. Consider the marker of the hypertree \mathbf{h} . Notice that by Proposition 7.5, the $(\text{ht}:U, \text{cut}:U)$ (resp., the $(\text{ht}:W, \text{cut}:U)$) Bernardi algorithm on input \mathbf{h} runs exactly as the Jaeger-tree-for-point algorithm on the marker of \mathbf{h} . Hence the correctness of the Jaeger-tree-for-point algorithm implies the well definedness of the Bernardi algorithm. ■

8. SEMI-BALANCED PLANE GRAPHS AND THE GREEDOID POLYNOMIAL

In this section we take a closer look at the special case where the ribbon structure of our graph is induced by an embedding into the plane. More precisely, we will consider semi-balanced graphs G embedded into the plane (i.e., edges are not allowed to cross), with the cyclic order around each vertex given by the positive orientation of the plane. We will show that in this case Jaeger trees give a triangulation of the root polytope \mathcal{Q}_G , moreover, the interior polynomial of G (i.e., the h^* -vector of \mathcal{Q}_G) is a simple transformation of the greedoid polynomial of the branching greedoid of the planar dual G^* of G . We will also see that the triangulation of the root polytope by Jaeger trees is a geometric embedding of the dual complex of the branching greedoid of G^* .

8.1. Jaeger trees and spanning arborescences. As usual for plane graphs, duality will play an important role.

Definition 8.1 (Dual of a directed plane graph). Let G be a directed plane graph. Its *dual* G^* is the directed graph whose underlying undirected graph is the dual of the underlying undirected graph of G , and each edge of G^* is oriented so that the edge of G has to be turned in the positive direction to obtain the corresponding edge of G^* .

See Figure 7 for an example. We note that with this notion, the usual involutive rule gets refined to $(G^*)^* = -G$. For an edge ε of G , we denote by ε^* the edge of the dual graph corresponding to ε . It is well known that for any spanning tree T of G , the edges of G^* corresponding to the non-edges of T form a spanning tree of G^* , and vice versa. We denote this spanning tree of G^* by T^* .

Let us point out several useful properties.

Claim 8.2. *A directed plane graph is semi-balanced if and only if its dual is an Eulerian directed graph.*

Proof. Recall that G is semi-balanced if and only if each cycle has equal numbers of edges going in both directions. In the dual, this means that each cut has the same number of edges going in both directions, which is equivalent to the directed graph being Eulerian. ■

Also, similarly to the case of the standard orientation [10], Jaeger trees correspond to nice objects in the dual.

Definition 8.3. An *arborescence* of a directed graph, rooted at a node r_0 , is a subgraph containing r_0 that is a tree in the undirected sense, with the property that each edge is directed away from r_0 . If the underlying tree is a spanning tree, then we talk of a *spanning arborescence*.

Claim 8.4. *Let G be a semi-balanced plane graph, and let (b_0, b_0b_1) be the basis of the ribbon structure. Let r_0 be the tail of $b_0b_1^*$ if b_0 is the tail of b_0b_1 and let r_0 be the head of $b_0b_1^*$ if b_0 is the head of b_0b_1 .*

Then T is a Jaeger tree in G (with basis (b_0, b_0b_1)) if and only if T^ is a spanning arborescence of G^* rooted at r_0 .*

For an illustration of the statement, see Figure 7.

Proof. Note that the tour of a spanning tree T of G , with respect to the basis (b_0, b_0b_1) , corresponds naturally to the tour of T^* with respect to the basis $(r_0, b_0b_1^*)$ and the *negative* orientation of the plane. At the beginning, the current edges in the two tours are dual pairs, and one can show by a trivial induction that this remains so throughout the process: An edge of G will be traversed if and only if the corresponding edge of G^* is skipped, and one can check that both in the case when the current edge is traversed in G and when it is skipped, the next current edges in the tours are again dual pairs.

Now T is a Jaeger tree if and only if each non-edge of T is first seen at its tail in the tour. This is equivalent to the requirement that when touring T^* , each edge be first traversed in the direction from tail to head. That, in turn, is equivalent to T^* being a spanning arborescence rooted at r_0 . ■

The previous claims imply that in the special case of plane graphs, the statement that the number of Jaeger trees of a semi-balanced graph is independent of the basis is equivalent to the well-known statement that in an Eulerian directed graph the number of spanning arborescences is independent of the root.

8.2. Jaeger trees triangulate in the planar case. Recall that a triangulation is the special case of a dissection where the intersection of any pair of simplices is their (possibly empty) common face. In this subsection, we show the following generalization of [10, Theorem 1.1] (which addressed the standard orientation).

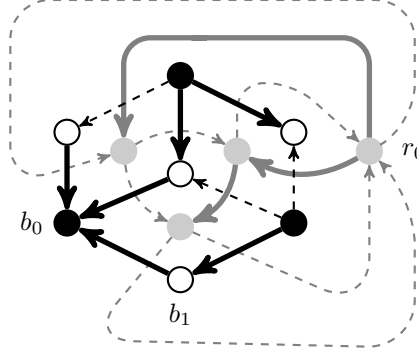


FIGURE 7. A semi-balanced plane graph (in black) and its dual graph (in gray). The thick black edges form a Jaeger tree for the basis $(b_0, b_0 b_1)$. The thick gray edges form the corresponding spanning arborescence in the dual.

Proposition 8.5. *For a semi-balanced plane graph G , Jaeger trees (for any basis) induce a triangulation of \mathcal{Q}_G .*

Theorem 5.8 tells us that the Jaeger trees dissect \mathcal{Q}_G , hence we only need to show that the simplices corresponding to any two Jaeger trees meet in a common face. To do this, we first establish a necessary and sufficient condition for the simplices corresponding to two spanning trees, in a general semi-balanced directed graph, to meet in a common face. We achieve this by generalizing [18, Lemma 12.6] that deals with the case of the standard orientation.

Let G be a semi-balanced graph and let T_1, T_2 be two spanning trees of G . For a cycle C of G let us pick an edge ε_0 , and call C^+ the set of edges of C oriented consistently with ε_0 ; call also C^- the set of edges of C standing opposite to ε_0 .

Definition 8.6. We say that C is an *incompatible cycle* for the trees T_1 and T_2 if, for some $\varepsilon_0 \in T_1 \cap C$, we have $C^+ \subset T_1$ and $C^- \subset T_2$.

Lemma 8.7. *For two spanning trees T_1 and T_2 of the semi-balanced graph G , the simplices \mathcal{Q}_{T_1} and \mathcal{Q}_{T_2} intersect in a common face if and only if there is no incompatible cycle for T_1 and T_2 .*

Proof. The proof of this statement is completely analogous to that of [18, Lemma 12.6]. First we show that if there is an incompatible cycle C , say of length $2k$, for T_1 and T_2 , then \mathcal{Q}_{T_1} and \mathcal{Q}_{T_2} do not meet in a common face. If they did then for any point $\mathbf{p} \in \mathcal{Q}_{T_1} \cap \mathcal{Q}_{T_2}$, the minimal faces of \mathcal{Q}_{T_1} and \mathcal{Q}_{T_2} , containing \mathbf{p} , would also coincide. Now by Lemma 3.3, for the cycle C we have

$$\frac{1}{k} \sum_{\varepsilon \in C^+} \mathbf{x}_\varepsilon = \frac{1}{k} \sum_{\varepsilon \in C^-} \mathbf{x}_\varepsilon =: \mathbf{p}.$$

By our assumption, $\frac{1}{k} \sum_{\varepsilon \in C^+} \mathbf{x}_\varepsilon$ is in \mathcal{Q}_{T_1} while $\frac{1}{k} \sum_{\varepsilon \in C^-} \mathbf{x}_\varepsilon$ is in \mathcal{Q}_{T_2} , thus $\mathbf{p} \in \mathcal{Q}_{T_1} \cap \mathcal{Q}_{T_2}$. However, the minimal face containing \mathbf{p} in \mathcal{Q}_{T_1} is \mathcal{Q}_{C^+} , while the minimal face containing \mathbf{p} in \mathcal{Q}_{T_2} is \mathcal{Q}_{C^-} , which cannot coincide because $C^+ \cap C^- = \emptyset$. Hence indeed \mathcal{Q}_{T_1} and \mathcal{Q}_{T_2} do not meet in a common face.

Conversely, if there is no incompatible cycle C , then it suffices to provide a linear functional f such that $f(\mathbf{p}) = 0$ for $\mathbf{p} \in \mathcal{Q}_{T_1} \cap \mathcal{Q}_{T_2}$, $f(\mathbf{p}) > 0$ for $\mathbf{p} \in \mathcal{Q}_{T_1} - \mathcal{Q}_{T_2}$,

and $f(\mathbf{p}) < 0$ for $\mathbf{p} \in \mathcal{Q}_{T_2} - \mathcal{Q}_{T_1}$. Let us define f on standard basis vectors, and extend it linearly. Let \overleftarrow{T}_2 be the tree where we reverse the orientation of the edges of T_2 , and consider $T_1 \cup \overleftarrow{T}_2$. This graph might have some cycles of length two (one for each edge of $T_1 \cap T_2$) but the non-existence of incompatible cycles implies that it has no directed cycle of length more than two.

By contracting the cycles of length two, $T_1 \cup \overleftarrow{T}_2$ becomes an acyclic graph A . By the acyclicity we can assign weights f to the nodes of A so that each edge has a larger weight on its head than on its tail. Now undo the contractions, and define weights on the original vertex set V by the obvious pull-back operation. Then every edge of $T_1 \cap T_2$ has equal weights on its head and tail, each edge of $T_1 - T_2$ has larger weight on its head, and each edge of $T_2 - T_1$ has larger weight on its tail. Hence $f(\mathbf{x}_\varepsilon) = 0$ for $\varepsilon \in T_1 \cap T_2$, $f(\mathbf{x}_\varepsilon) > 0$ for $\varepsilon \in T_1 - T_2$, and $f(\mathbf{x}_\varepsilon) < 0$ for $\varepsilon \in T_2 - T_1$, just as we desired. ■

Proof of Proposition 8.5. Suppose for a contradiction that there are two Jaeger trees T_1 and T_2 such that \mathcal{Q}_{T_1} and \mathcal{Q}_{T_2} do not meet in a common face. Then by Lemma 8.7, there is a cycle C in G such that $C^+ \subset T_1$ and $C^- \subset T_2$. By Claim 8.4, the duals T_1^* and T_2^* are spanning arborescences rooted at the same node r_0 . The cycle C yields a cut in the dual graph G^* , with C^+ corresponding to edges going in one direction, and C^- to edges going in the other direction. For T_1^* and T_2^* , the incompatibility means that T_1^* only contains edges going in one of the directions, while T_2^* only contains edges going in the other direction. But r_0 is on one of the two sides of the cut and both spanning arborescences should contain an edge leading from the side of r_0 to the other side. That is a contradiction. ■

8.3. Greedoid polynomial. Korte and Lovász defined the notion of a greedoid [15] as a generalization of matroids where the greedy algorithm still works.

Definition 8.8. [4] A *greedoid* on a set E is a set system $\mathcal{F} \subseteq 2^E$ whose elements are called *accessible sets*. Here \mathcal{F} needs to satisfy the following axioms.

- (i) $\emptyset \in \mathcal{F}$.
- (ii) If $X \in \mathcal{F}$ then there exists some $x \in X$ such that $X - \{x\} \in \mathcal{F}$.
- (iii) If $X, Y \in \mathcal{F}$ and $|X| = |Y| + 1$, then there exists an element $x \in X - Y$ such that $Y \cup \{x\} \in \mathcal{F}$.

The maximal accessible sets are called *bases*.

One important example of greedoids is the so-called directed branching greedoid. Suppose that G is a directed graph with a fixed node r_0 , which is such that every vertex is reachable along a directed path from r_0 . The ground set of the *branching greedoid* of G is the set $E(G)$ of edges. The accessible sets are the arborescences rooted at r_0 , and the bases are the spanning arborescences. It is easy to check that arborescences do indeed satisfy the axioms in Definition 8.8.

Björner, Korte, and Lovász introduced the dual complex of a greedoid as the abstract simplicial complex whose maximal simplices are the complements of the bases of the greedoid [4]. They defined the *greedoid polynomial* [4] as

$$\lambda(t) = \sum_{i=0}^{m-r} h_i t^{m-r-i},$$

where (h_0, h_1, \dots) is the h -vector of the dual complex of the greedoid, m is the cardinality of the ground set, and r is the rank (the common cardinality of the

bases). In the special case when the greedoid is a matroid, the greedoid polynomial agrees with $T(1, y)$, where $T(x, y)$ is the Tutte polynomial.

In this subsection we show that for an Eulerian plane directed graph G , the triangulation of the root polytope \mathcal{Q}_{G^*} , induced by Jaeger trees, is a geometric realization of the dual complex of the branching greedoid of G . We conclude that the greedoid polynomial of G can be obtained as a simple transformation of the interior polynomial of G^* . In other words, we obtain the greedoid polynomial as a transformation of the Ehrhart series of \mathcal{Q}_{G^*} .

We saw in Claim 8.2 that for any Eulerian plane directed graph G , its dual G^* is a semi-balanced plane graph (note that a directed graph H is semi-balanced if and only if $-H$ is). As Claim 8.4 says, for any fixed vertex r_0 , the complements of the spanning arborescences of G rooted at r_0 are exactly the Jaeger trees for the basis (b_0, b_0b_1) , where r_0 is the tail (head) of $b_0b_1^*$ if b_0 is the tail (head) of b_0b_1 .

By Proposition 8.5, Jaeger trees induce a triangulation of the root polytope \mathcal{Q}_{G^*} . Thus we may view our construction (of \mathcal{Q}_{G^*} and simplices within) as an abstract simplicial complex, and we automatically obtain the following.

Theorem 8.9. *For an Eulerian plane directed graph G , the triangulation of \mathcal{Q}_{G^*} by Jaeger trees (with basis (b_0, b_0b_1)) is isomorphic to the dual complex of the branching greedoid of G with root r_0 , where r_0 is the tail (head) of $b_0b_1^*$ if b_0 is the tail (head) of b_0b_1 .*

Let us denote the greedoid polynomial of the branching greedoid of an Eulerian plane graph G , with root r_0 , by λ_{G, r_0} . Note that the dimension of \mathcal{Q}_{G^*} is $|V(G^*)| - 2 = |E(G)| - |V(G)|$ by Euler's formula. Then, using (6.2), we obtain

$$\begin{aligned} \lambda_{G, r_0}(t) &= t^{|E|-|V|+1} \sum_{i=0}^{|E|-|V|+1} h_i \cdot t^{-i} = t^{|E|-|V|+1} I_{G^*}(t^{-1}) \\ &= t^{|E|-|V|+1} (1 - t^{-1})^{|E|+|V|-1} \text{Ehr}_{\mathcal{Q}_{G^*}}(t^{-1}), \end{aligned}$$

that is, we can write the greedoid polynomial λ_{G, r_0} as a transformation of the interior polynomial of G^* , or equivalently, as a transformation of the Ehrhart series of \mathcal{Q}_{G^*} . Note that the definition of I_{G^*} is independent of the choice of r_0 . This shows that the greedoid polynomial of the branching greedoid of an Eulerian plane graph is independent of the root vertex.

We note that the root-independence of the greedoid polynomial has been known in greater generality:

Theorem 8.10 ([5, 17]). *For any Eulerian directed graph, the greedoid polynomial of the branching greedoid is independent of the chosen root vertex.*

In [5], Chan uses the recurrent configurations of the sinkless sandpile model to give a canonical definition for the greedoid polynomial. We wonder if one can give a geometric canonical definition in the non-planar case.

Question 8.11. Is there a canonical (root-independent) geometric embedding for the dual complex of the branching greedoid in the case of non-planar Eulerian directed graphs?

Björner, Korte, and Lovász proved that the dual complex of a greedoid is always shellable [4, Lemma 5.5]. Their shelling order is a lexicographic order of bases derived from a fixed linear order of the ground set. In the special case of planar

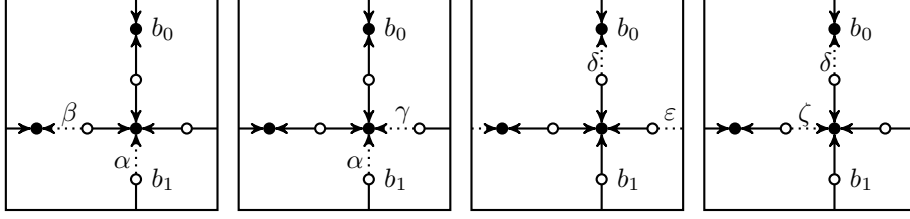


FIGURE 8. The four Jaeger trees of a graph embedded into a torus.

branching greedoids, Theorem 6.2 also yields a shelling order for the dual complex. This is typically different from the shelling order given in [4].

8.4. Some more thoughts on Jaeger trees and greedoids. One might wonder if for general ribbon structures, Jaeger trees are the complements of the bases of a greedoid. In this section we give an example where the answer is negative, then we pose a question.

Figure 8 shows a graph (with a ribbon structure and a basis) where the complements of the Jaeger trees do not constitute the bases of any greedoid. This is a semi-balanced graph embedded into the torus. The ribbon structure induced by the embedding has four Jaeger trees, as shown in the figure. Here the basis is (b_0, b_0b_1) and we refer to the figure for notation. The complements of the Jaeger trees are $\{\alpha, \beta\}$, $\{\alpha, \gamma\}$, $\{\delta, \varepsilon\}$, and $\{\delta, \zeta\}$, respectively. Now if these sets were the bases of a greedoid, then either $\{\alpha\}$ or $\{\beta\}$ would have to be an accessible set, since $\{\alpha, \beta\}$ is accessible. But then either $\{\alpha, \delta\}$, $\{\alpha, \varepsilon\}$, $\{\beta, \delta\}$, or $\{\beta, \varepsilon\}$ would need to be accessible, since $\{\delta, \varepsilon\}$ is accessible. As none of them is the complement of a Jaeger tree, indeed, $\{\alpha, \beta\}$, $\{\alpha, \gamma\}$, $\{\delta, \varepsilon\}$, and $\{\delta, \zeta\}$ do not constitute the bases of any greedoid.

Question 8.12. Suppose that a semi-balanced graph is given with a ribbon structure and a basis. Is it true that the simplices corresponding to Jaeger trees form a triangulation of the root polytope if and only if there exists a greedoid on the edge set such that the Jaeger trees are exactly the complements of the bases?

We have checked some examples, and for those, the two phenomena always coincided. We note that both the problem of determining if some sets constitute the bases of a greedoid (see [4]), and determining if Jaeger trees form a triangulation, seem to be computationally hard ones. In Section 10, we will examine the question of whether Jaeger trees form a triangulation from a more geometric point of view.

9. COMPLETE AND LAYER-COMPLETE BIPARTITE GRAPHS

It is known [6] that for (undirected) complete bipartite graphs drawn on the plane with the two partite classes on two parallel lines, the so-called non-crossing trees induce a triangulation of the root polytope. Moreover, for a certain ribbon structure and the standard orientation, non-crossing trees are exactly the Jaeger trees [13]; in particular, Jaeger trees induce a triangulation in this case.

One of the aims of this section is to show that this picture can be generalized for all other semi-balanced orientations of a complete bipartite graph, too (cf. Example 2.7). Namely, for any semi-balanced graph where the underlying graph is complete

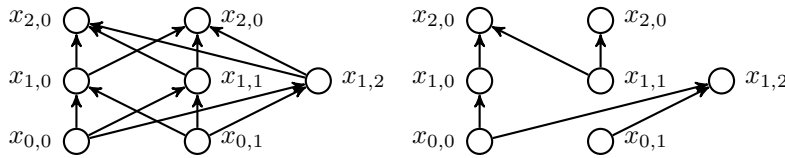


FIGURE 9. Left: A semi-balanced complete bipartite graph (in particular, a layer-complete directed graph with $k = 2$). The basis of the ribbon structure is $(x_{0,0}, x_{0,0}x_{1,2})$. Right: A non-crossing comb-tree of the graph, with $U_1 = \{x_{1,1}\}$ and $D_1 = \{x_{1,2}\}$.

bipartite, we give a ribbon structure and basis with respect to which the Jaeger trees provide a triangulation of the root polytope. Moreover, these Jaeger trees have a simple geometric description.

Let G be a complete bipartite graph oriented in a semi-balanced way. By Theorem 2.6, there is a layering $l: V \rightarrow \mathbf{Z}$ such that $l(h) - l(t) = 1$ for each edge \overrightarrow{th} of G . As any two nodes in different color classes are connected, l can have at most 3 values. We may suppose that these are 0, 1, and 2. Let us draw G in the plane so that the nodes with $l(v) = i$ are on the line with second coordinate equal to i , and all edges are straight line segments. For an example, see Figure 9. Clearly, this representation will have many crossing edges. In fact, we will see two complete bipartite graphs “on top of each other”: we have a complete bipartite graph between nodes having $l = 0$ and nodes having $l = 1$ and another between nodes having $l = 1$ and nodes having $l = 2$. Our ribbon structure will be the one induced by the positive orientation of the plane. The base node is the leftmost node with $l = 0$, and the base edge is the edge connecting it to the rightmost node with $l = 1$.

We state our results in a slightly more general setting.

Definition 9.1. A *layer-complete directed graph* is a connected semi-balanced graph G with a layering $l: V(G) \rightarrow \mathbf{Z}$ so that, for each $i \in \mathbf{Z}$ with $l^{-1}(i) \neq \emptyset$ and $l^{-1}(i + 1) \neq \emptyset$, we have a complete bipartite subgraph in G between $l^{-1}(i)$ and $l^{-1}(i + 1)$, with all edges oriented from $l^{-1}(i)$ to $l^{-1}(i + 1)$.

We suppose, without loss of generality, that $l^{-1}(0), \dots, l^{-1}(k)$ are the nonempty layers. We denote, for each $0 \leq i \leq k$, the nodes in $l^{-1}(i)$ by $x_{i,0}, \dots, x_{i,s_i}$, and draw these on the line with second coordinate equal to i in this order from left to right.

We define the ribbon structure and the basis the same way as in the special case above, that is, cyclic orders come from the positive orientation of the plane, $x_{0,0}$ is the base node, and $x_{0,0}x_{1,s_1}$ is the base edge.

For complete bipartite graphs with the standard orientation (i.e., layer-complete directed graphs with $k = 1$), it is known that the Jaeger trees for the above described ribbon structure and basis are exactly the so-called non-crossing trees [13], and that they yield a triangulation of the root polytope [6]. Here *non-crossing trees* are those spanning trees whose edges do not cross each other in the above drawing. We generalize them as follows.

Definition 9.2 (non-crossing comb-tree). For a layer-complete directed graph represented in the plane as explained above, we call a spanning tree T a *non-crossing comb-tree*, if for each layer $0 \leq i \leq k$, there is a partition $l^{-1}(i) - \{x_{i,0}\} = D_i \sqcup U_i$,

with $D_0 = \emptyset$ and $U_k = \emptyset$, such that $T = T_1 \cup \dots \cup T_k$ with T_i being a non-crossing tree of the complete bipartite graph with vertex classes $\{x_{i-1,0}\} \cup U_{i-1}$ and $\{x_{i,0}\} \cup D_i$.

See Figure 9 for an example. Notice that non-crossing comb-trees will always contain the edges $x_{i-1,0}x_{i,0}$ for each $i = 1, \dots, k$. This is the “backbone” of the comb that explains the name.

Proposition 9.3. *For a layer-complete graph with plane-induced ribbon structure and basis $(x_{0,0}, x_{0,0}x_{1,s_1})$, the Jaeger trees are exactly the non-crossing comb-trees.*

Proof. For each $i = 1, \dots, k$, let G_i be the subgraph of G induced by the vertices in $l^{-1}(i-1) \cup l^{-1}(i)$, and let G'_i be the subgraph of G (and of G_i) induced by $\{x_{i-1,0}, x_{i,0}\} \cup U_{i-1} \cup D_i$.

It is easy to see that the tour of a non-crossing comb-tree $T = T_1 \cup \dots \cup T_k$ first traverses T_1 , then moves on to T_2 and so forth. Here T_i is a Jaeger tree within the subgraph G'_i (this claim from [13, Section 9] is easy to check directly). To show that T is a Jaeger tree of G , it is enough to check that for each i , the edges of $G_i - G'_i$ are first seen at their tails. An edge of $G_i - G'_i$ either has its tail in T_{i-1} and its head in T_i or it has its tail in T_{i-1} and its head in T_{i+1} , or its tail in T_i and its head in T_{i+1} . In each case, it is first seen at its tail.

For the converse, that is, that non-crossing comb-trees exhaust all Jaeger trees, we apply the same strategy as in [13, Section 9]. Namely, it is enough to prove that any point \mathbf{p} of the root polytope \mathcal{Q}_G is in \mathcal{Q}_T for some non-crossing comb tree T . As the simplices corresponding to Jaeger trees are interior-disjoint, this implies that there cannot be a Jaeger tree that is not a non-crossing comb-tree.

Let $\mathbf{p} \in \mathcal{Q}_G$ be an arbitrary point. Then there is a convex combination $\mathbf{p} = \sum_{\varepsilon \in E(G)} \lambda_\varepsilon \mathbf{x}_\varepsilon$. We can interpret this sum as \mathbf{p} being the convex combination of some points $\mathbf{p}_1, \dots, \mathbf{p}_k$ with $\mathbf{p}_i \in \mathcal{Q}_{G_i}$. As G_i is complete bipartite, we know that \mathcal{Q}_{G_i} is dissected by non-crossing trees, hence we may suppose that in the sum $\mathbf{p} = \sum_{\varepsilon \in E(G)} \lambda_\varepsilon \mathbf{x}_\varepsilon$, the support $\{\varepsilon \in E(G) \mid \lambda_\varepsilon \neq 0\}$ consists of (subgraphs of) non-crossing trees in each level. If necessary, let us add some edges to the support to obtain a non-crossing tree H_i in each level, and call the union of the H_i 's the graph H .

Next we are going to reduce H by removing edges one by one, while preserving the properties that H is connected, $\mathbf{p} \in \mathcal{Q}_H$, moreover, that each level H_i is non-crossing and connected except for some isolated points (that is, the connected components of H_i are isolated points except for one). Furthermore, at each stage of the reduction we require that neither $x_{i-1,0}$ nor $x_{i,0}$ is isolated in H_i for any $1 \leq i \leq k$. If at the end of the reduction process we achieve that each vertex $x_{i,j}$, for $j \neq 0$, either has only in-edges or only out-edges incident to it, then the H of the final stage is a non-crossing comb-tree.

We aim to remove edges in such a way that eliminates (non-leftmost) vertices with both in- and out-edges. We will do so layer-by-layer, starting from the bottom. Suppose that i is the smallest number such that there is a vertex $x_{i,j}$ with $j \neq 0$ that has both in- and out-edges incident to it. Choose such a vertex $x_{i,j}$ arbitrarily. As $x_{i,j}$ is not isolated in H_i , there is a path from $x_{i,0}$ to $x_{i,j}$ in H_i . Similarly, $x_{i,j}$ is not isolated in H_{i+1} , hence there is a path from $x_{i,0}$ to $x_{i,j}$ in H_{i+1} . Altogether, there is a cycle in $H_i \cup H_{i+1}$ containing an in-edge and an out-edge of $x_{i,j}$. Let us call this cycle C , and suppose that the in- and the out-edge of $x_{i,j}$ are in C^- .

Notice that an edge of $C \cap H_i$ is in C^- if and only if on the path from $x_{i,0}$ to $x_{i,j}$ we traverse it according to its orientation. On the other hand, an edge of $C \cap H_{i+1}$ is in C^- if and only if on the path from $x_{i,0}$ to $x_{i,j}$ we traverse it opposite to its orientation.

Let $\mu = \min_{\varepsilon \in C^-} \lambda_\varepsilon$. Define the new coefficients

$$\lambda'_\eta = \begin{cases} \lambda_\eta & \text{if } \eta \notin C, \\ \lambda_\eta - \mu & \text{if } \eta \in C^-, \\ \lambda_\eta + \mu & \text{if } \eta \in C^+ \end{cases}$$

(it is possible that $\mu = 0$, in which case the coefficients do not change). Then the new coefficients are still non-negative and sum to 1 by the semi-balanced property. By Lemma 3.3, we have $\mathbf{p} = \sum_{\eta \in E(H)} \lambda'_\eta \mathbf{x}_\eta$. For the new coefficients, $\min_{\eta \in C^-} \lambda'_\eta = 0$. Let $\varepsilon \in C^-$ be an edge with $\lambda'_\varepsilon = 0$. We note that ε cannot be incident to $x_{i,0}$ since (if $x_{i,0}$ lies along C at all) such edges are in C^+ . From here on we separate three cases.

Case 1: If $H - \varepsilon$ satisfies all required properties, then we remove ε from H and our reduction step is complete.

Case 2: Suppose that $\varepsilon \in H_i$, and $H - \varepsilon$ violates some property. Clearly $H - \varepsilon$ is connected since ε was part of C . Thus the only deficiency that $H - \varepsilon$ can have is that $H_i - \varepsilon$ has two connected components with more than one point.

Denote the endpoints of ε with $x_{i-1,a}$ and $x_{i,b}$. Since $\varepsilon \in C^-$, on the path from $x_{i,0}$ to $x_{i,j}$, the edge ε is reached at $x_{i-1,a}$. As $x_{i,0}$ is to the left of $x_{i,b}$, and H_i is non-crossing, the edge of the path preceding ε (which clearly also belongs to C) needs to be an edge $x_{i-1,a}x_{i,b'}$ for some $b' < b$. Let $x_{i-1,a}x_{i,b'}$ be the out-edge of $x_{i-1,a}$ in H such that $b' < b$ is maximal. (See the left panel of Figure 10.) Similarly, let $x_{i-1,a'}x_{i,b}$ be the in-edge of $x_{i,b}$ in H such that $a' > a$ is minimal. There must be such an edge, since we supposed that $H_i - \varepsilon$ had two connected components of more than one vertex. Hence $x_{i,b}$ cannot be isolated in $H_i - \varepsilon$, and by the non-crossing property of H_i , the other edges incident to it have to come from vertices $x_{i-1,a''}$ with $a'' > a$.

Then for $H' = H - \varepsilon + x_{i-1,a'}x_{i,b'}$, the subgraph H'_i is once again non-crossing, and has only one connected component with more than one vertex. Note that $x_{i-1,a'}$ has an out-edge in H_i , thus when we pass from H to H' , we do not introduce vertices in layer $i - 1$ that have both in- and out-edges. Moreover, H' is connected, and by setting $\lambda'_{x_{i-1,a'}x_{i,b'}} = 0$, we have $\mathbf{p} = \sum_{\eta \in H'} \lambda'_\eta \mathbf{x}_\eta$.

To see why H' is an improvement over H , let us introduce the new function (akin to slope) $m(\eta) = j' - j$ on edges $\eta = x_{i-1,j}x_{i,j'}$ of G . Then, note that

$$\begin{aligned} \sum_{\eta \in H'_i} m(\eta) &= \left[\sum_{\eta \in H_i} m(\eta) \right] - m(\varepsilon) + m(\varepsilon') = \left[\sum_{\eta \in H_i} m(\eta) \right] - (b - a) + (b' - a') \\ &\leq \left[\sum_{\eta \in H_i} m(\eta) \right] - 2. \end{aligned}$$

Case 3: When $\varepsilon \in H_{i+1}$ and $H - \varepsilon$ lacks one of the desired properties, that again can only mean that $H_{i+1} - \varepsilon$ has two connected components with more than one

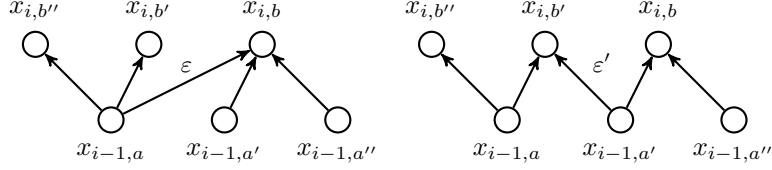


FIGURE 10. Illustration of the proof of Proposition 9.3.

point. Completely analogously to Case 2, in this case too we can substitute ε with a different edge ε' so that this time, $\sum_{\eta \in H_{i+1}} m(\eta)$ increases by at least 2.

Notice that Case 2 only modifies H_i and Case 3 only modifies H_{i+1} , furthermore that there are obvious lower and upper bounds, say

$$\sum_{\eta \in H_i} m(\eta) \geq (s_{i-1} + 1)(s_i + 1)(-s_{i-1}) \text{ and } \sum_{\eta \in H_{i+1}} m(\eta) \leq (s_i + 1)(s_{i+1} + 1)s_{i+1}.$$

Therefore Cases 2 and 3 can only happen finitely many consecutive times. Hence after a while we need to have Case 1, which decreases the number of edges. This can only happen at most finitely many times as well, hence after finitely many steps, we will have no more vertices in layer i with both in- and out-edges. Repeating this for all layers $i = 1$ through $k - 1$ completes the proof. ■

Remark 9.4. Notice that by Lemma 5.4, if we keep the same ribbon structure but change the basis to $(x_{i,0}, x_{i,0}x_{i-1,0})$ for some $i > 0$, then the Jaeger trees will once again be the non-crossing comb-trees.

Remark 9.5. In [7], Higashitani et al. constructed triangulations for the facets of the symmetric edge polytope of a complete bipartite graph using Gröbner basis techniques. The facets of the symmetric edge polytope of a bipartite graph are exactly the root polytopes of the semi-balanced orientations of the graph [7]. The triangulation obtained in [7] agrees with the dissection by Jaeger trees that we described above for those cases.

Furthermore, the dissection by non-crossing comb-trees is in fact always a triangulation, regardless of the number of layers.

Theorem 9.6. *For a layer-complete graph with a planar presentation as above, non-crossing comb-trees induce a triangulation of the root polytope.*

Proof. By Theorem 5.8 and Proposition 9.3, non-crossing comb-trees induce a dissection of the root polytope. Hence we only need to prove that the simplices corresponding to any two non-crossing comb-trees meet in a common face.

Suppose for a contradiction that two non-crossing comb-trees, T_1 and T_2 , do not satisfy this condition. Then by Lemma 8.7 there is an incompatible cycle C , which means that for some orientation of C , we have $C^+ \subset T_1$ and $C^- \subset T_2$. We claim that C is a subset of G_i , that is the subgraph of G induced by the vertices along the adjacent levels $l^{-1}(i-1)$ and $l^{-1}(i)$, for some i . Indeed, otherwise there would be two edges xy and yz along C such that $l(x) + 2 = l(y) + 1 = l(z)$ and y is not leftmost in its layer. This implies that xy and yz cannot be from the same comb-tree. On the other hand, as both edges point upward, xy and yz are either

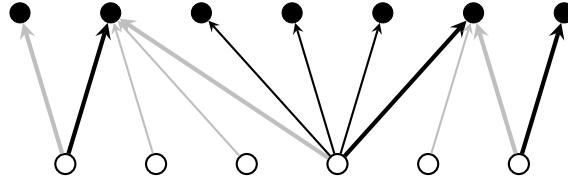


FIGURE 11. A non-crossing tree. The zigzag inside the tree is indicated by thick lines. Up edges are shown in black and down edges are shown in gray.

both in C^+ or they are both in C^- . This contradicts the assumption that C^+ and C^- are both contained within either T_1 or T_2 .

Now when C is a subset of G_i for some i , take an arbitrary edge $uv \in C^+$ with, say, $v \in l^{-1}(i)$. Let vw be the other edge of C incident to v (in this case, $vw \in C^-$). Suppose (without loss of generality) that w is to the right of u . The next edge wx of C is again in C^+ , hence it cannot intersect uv (as they are both in T_1). In other words, x needs to be to the right of v . We can continue this argument, alternately using the non-crossing property of T_1 and T_2 . We obtain that edges of C always “go to the right,” which is impossible for a cycle. This provides our final contradiction. ■

The dissection by non-crossing comb-trees allows one to produce a formula for the interior polynomial of a layer-complete directed graph. We will keep using the same ribbon structure and basis as in the rest of this section.

We recall an elementary fact about non-crossing trees. Consider the complete bipartite graph K with ‘lower’ color class $\{p_0, p_1, \dots, p_m\}$ and ‘upper’ color class $\{q_0, q_1, \dots, q_n\}$. Non-crossing spanning trees of K are uniquely determined by a *zigzag*, that is a non-crossing path whose first edge is p_0q_0 and whose last edge is p_mq_n . The zigzag has *up edges*, namely those that are first reached at their lower endpoint, and *down edges* that are first reached at their upper endpoint. The status of p_0q_0 is decided so that it is the opposite of that of the second edge of the zigzag. Now the zigzag is actually part of the corresponding tree and the extension happens in an obvious way, see Figure 11. The extra edges may have an up edge of the zigzag on right and a down edge on the left, or vice versa. The first kind will also be called *up edges* and the other kind will be called *down edges*.

A similar description applies to each ‘tooth’ T_i of a non-crossing comb-tree T . We will use it to sort out the internal semi-passivity of the edges of T , as follows. First, the edges $x_{0,i-1}x_{0,i}$ are never internally semi-passive, per condition (i) of Lemma 6.4. We will put them aside and concentrate on the rest of T .

Now in the tour of T , down edges are first reached at their heads and thus they are not internally semi-passive by condition (iii) of Lemma 6.4. Up edges are first reached at their tails and if they belong to one of the layers $i = 1, \dots, k - 1$ (i.e., any layer but the top) then their fundamental cuts are not directed. (If the upper endpoint of the edge is $x_{i,j}$, where $j \geq 1$, then $x_{i,j}x_{i+1,0}$ is in the fundamental cut.) That is, by part (iii) of Lemma 6.4, such edges are internally semi-passive. Note that the internally semi-passive edges found so far are in a one-to-one correspondence with the set of their upper endpoints, that is, with $D_1 \cup \dots \cup D_{k-1}$.

In the top layer, internally semi-passive edges are exactly those up edges that are also part of the corresponding zigzag, except for the first and last edges of the zigzag. (In such cases, the fundamental cut of $x_{k-1,a}x_{k,b}$ contains the edge $x_{k-1,a+1}x_{k,b-1}$.) In sum, any fixed system of partitions into sets U_i and D_i (as used earlier in this section) contributes

$$\left[\prod_{j=1}^{k-1} \binom{|D_j| + |U_{j-1}|}{|D_j|} \right] x^{|D_1|} x^{|D_2|} \dots x^{|D_{k-1}|} \sum_{i=0}^{\min\{s_k, |U_{k-1}|\}} \binom{s_k}{i} \binom{|U_{k-1}|}{i} x^i$$

to the interior polynomial. Here

- $\binom{|D_j| + |U_{j-1}|}{|D_j|}$ is the number of non-crossing trees in the j 'th layer;
- $x^{|D_1| + \dots + |D_{k-1}|}$ is the contribution of all layers below the top;
- the last sum is the contribution of the top layer.

Indeed, regarding the last bullet point above, s_k is the size of D_k and $|U_{k-1}|$ can be understood as the size of the set obtained by replacing the rightmost element of U_{k-1} with $x_{k-1,0}$. One may independently choose subsets of size i from the two named sets, consider their unique non-crossing perfect matching, and extend it uniquely to a zigzag in which exactly the i edges of the matching (and possibly the first and last edges) are up edges. Let us note that this explanation can be viewed as an alternative computation (to [9, Example 7.2], where hypertrees were used) of the interior polynomial of a complete bipartite graph.

Thus the interior polynomial of our layer-complete directed graph is

$$\begin{aligned} & \sum_{i_1=0}^{s_1} \sum_{i_2=0}^{s_2} \dots \sum_{i_{k-1}=0}^{s_{k-1}} \binom{s_1}{i_1} \binom{s_2}{i_2} \dots \binom{s_{k-1}}{i_{k-1}} \binom{i_1 + s_0}{i_1} \binom{i_2 + s_1 - i_1}{i_2} \dots \\ & \binom{i_{k-1} + s_{k-2} - i_{k-2}}{i_{k-1}} \cdot x^{i_1 + i_2 + \dots + i_{k-1}} \sum_{i_k=0}^{s_k} \binom{s_k}{i_k} \binom{s_{k-1} - i_{k-1}}{i_k} x^{i_k} \\ & = \sum_{i_1=0}^{s_1} \sum_{i_2=0}^{s_2} \dots \sum_{i_{k-1}=0}^{s_{k-1}} \sum_{i_k=0}^{s_k} \binom{s_1}{i_1} \binom{s_2}{i_2} \dots \binom{s_{k-1}}{i_{k-1}} \binom{s_k}{i_k} \\ & \cdot \binom{i_1 + s_0}{i_1} \binom{i_2 + s_1 - i_1}{i_2} \dots \binom{i_{k-1} + s_{k-2} - i_{k-2}}{i_{k-1}} \binom{s_{k-1} - i_{k-1}}{i_k} x^{i_1 + \dots + i_k}. \end{aligned}$$

10. WHEN DO JAEGER TREES INDUCE A TRIANGULATION?

In Theorem 5.8 we saw that simplices corresponding to the Jaeger trees of a semi-balanced graph dissect the root polytope. This dissection might not be a triangulation, that is, the intersection of two simplices might fail to be a face in either simplex.

This section contains some partial results about when simplices of Jaeger trees form a triangulation.

We have already seen two special cases when Jaeger trees do give a triangulation: if the semi-balanced graph is planar and the ribbon structure comes from an embedding into the plane (see Proposition 8.5); moreover, if the semi-balanced graph is layer-complete, and the ribbon structure and basis are as specified in Section 9 (see Theorem 9.6).

Recall also the necessary and sufficient condition of Lemma 8.7 for the simplices of two trees to meet in a common face: a cycle C is called incompatible for two trees T_1 and T_2 if $C^+ \subset T_1$ and $C^- \subset T_2$, and the condition is that such a cycle should not exist.

Fix a ribbon structure and a basis for the semi-balanced graph G . Let us call a cycle C an *incompatible cycle for the ribbon structure and basis* if there are two Jaeger trees for which C is an incompatible cycle. By Lemma 8.7, Jaeger trees induce a triangulation of the root polytope if and only if there is no incompatible cycle for the given ribbon structure and basis.

Let C be a cycle in a ribbon graph G . Let us denote its vertices by v_0, \dots, v_{r-1} , with edges $v_i v_{i+1}$ for each $i = 0, \dots, r-1$ modulo r . In the ribbon structure, the edges incident to each v_i are separated by $v_i v_{i-1}$ and $v_i v_{i+1}$ into two intervals. Specifically, let us say that the edges strictly after $v_i v_{i-1}$ and up to and including $v_i v_{i+1}$ are to the *right* of v_i , while the rest are to the *left* of v_i . The cycle C is called *non-separating* if there is any (potentially closed) path $P = u_0, \varepsilon_1, u_1, \varepsilon_2, \dots, \varepsilon_k, u_k$ (given as a sequence of vertices and edges) such that $k \geq 1$, u_0 and u_k lie along C , otherwise P is vertex-disjoint and edge-disjoint from C , and ε_1 is to the right of u_0 while ε_k is to the left of u_k . We call C *separating* if there is no such path. A ribbon graph is planar if and only if it has no separating cycle.

Proposition 10.1. *For a semi-balanced ribbon graph, a separating cycle of the ribbon structure cannot be an incompatible cycle (for any basis).*

Proof. Suppose that C is a separating cycle in the semi-balanced ribbon graph G . Then for any vertex $v \notin C$, either each path P from v to C reaches C from the left, or each path reaches C from the right. Let us call the latter set of vertices the *exterior* of C . Let us also say that an incident node-edge pair (v, ε) is in the exterior of C if either v is in the exterior of C , or v lies along C and ε is to the right of v .

By symmetry we may suppose that the basis $(b_0, b_0 b_1)$ is in the exterior of C in the above sense. Let T be an arbitrary Jaeger tree. As T is a tree, there needs to be an edge in $C - T$. Using the notation of the paragraph above the Proposition, we claim that the first current node-edge pair in the tour of T , so that the current edge is from $C - T$, will be of the form $(v_i, \overrightarrow{v_i v_{i+1}})$ for some $i \in \{0, \dots, r-1\}$.

Firstly, the tour of T stays in the exterior of C until reaching the first current edge from $C - T$. This follows by a trivial case-by-case analysis of the position of the current node-edge pair and the types of transition steps in the tour of T . For example, if the current node-edge pair is $(v_j, v_j v_{j+1})$ for some v_j along C and $v_j v_{j+1} \in T$, then the next current node-edge pair is $(v_{j+1}, v_{j+1} v_j^+)$, where the edge $v_{j+1} v_j^+$ lies to the right of v_{j+1} . We leave the rest of the cases to the reader.

Hence the first current edge from $C - T$ is in a current pair of the form $(v_i, v_i v_{i+1})$. As T is a Jaeger tree, the orientation of the edge needs to be $\overrightarrow{v_i v_{i+1}}$, as claimed. In other words, $v_i v_{i+1} \in C^+$; in particular, $C - T$ needs to contain an edge from C^+ . That is, no Jaeger tree can contain the entire set C^+ and therefore C cannot be an incompatible cycle. ■

We note that Proposition 10.1 implies Proposition 8.5.

An equivalent formulation of Proposition 10.1 is that incompatible cycles of semi-balanced ribbon graphs are non-separating. The converse of this is not true: non-separating does not imply incompatible. Indeed, we saw that for complete

bipartite graphs certain ribbon structures yield triangulations (i.e., no incompatible cycles), even though these ribbon structures cannot be planar (i.e., there will be non-separating cycles) if both vertex classes have size at least 3.

We exhibit a special case where topology does nevertheless sufficiently control incompatible cycles.

Lemma 10.2. *Let $G = (U, W, E)$ be a directed bipartite graph where each vertex of W either has indegree 0 and outdegree 2 or indegree 2 and outdegree 0. Let us fix an arbitrary ribbon structure and basis (b_0, b_0b_1) such that $b_0 \in U$. Let C be a cycle that does not pass through b_0 . If there is a path leading from b_0 to C that reaches C from the left, and there is also a path leading from b_0 to C that reaches C from the right, then C is an incompatible cycle for the ribbon structure and basis.*

Note that the directed graphs of Lemma 10.2 are all semi-balanced, with a potential that maps all of U to 0, the sinks in W to 1, and the sources to -1 .

Remark 10.3. The case of bipartite graphs G with each indegree in W equal to 2 and each outdegree in W equal to 0 (which is just a standard orientation) plays an important role in the preliminary papers [9, 11, 13]. In those works, bipartite graphs are thought of as hypergraphs with U corresponding to vertices and W corresponding to hyperedges. In that model, the case where each degree in W is 2 corresponds to (ordinary) graphs \tilde{G} . In that case, the interior polynomial of G (i.e., the h^* -vector of \mathcal{Q}_G) is equivalent to $T(x, 1)$, where $T(x, y)$ is the Tutte polynomial of \tilde{G} .

Proof of Lemma 10.2. Take the undirected graph \tilde{G} whose vertex set is U , and we connect two vertices $u_1, u_2 \in U$ if in G they have a common neighbor. Then G can be obtained from \tilde{G} by subdividing each edge with a point and either orienting both new edges toward the middle, or both of them away from the middle. Endow \tilde{G} with the ribbon structure inherited from G , and let the basis be (b_0, b_0u) , where u is the other neighbor of b_1 in G . Let \tilde{C} be the subgraph of \tilde{G} corresponding to C (that is, we obtain C by subdividing each edge of \tilde{C}). As C is non-separating in G , we have that \tilde{C} is also a non-separating cycle in \tilde{G} .

Let P_l be a path in G leading from b_0 to C and reaching C from the left, and let P_r be a path in G leading from b_0 to C and reaching C from the right. Let \tilde{P}_l and \tilde{P}_r , respectively, be the corresponding paths in \tilde{G} .

Consider an arbitrary edge $\tilde{\varepsilon}$ of \tilde{C} . Then $\tilde{P}_l \cup \tilde{C} - \tilde{\varepsilon}$ is a cycle-free subgraph of \tilde{G} , and the same holds for $\tilde{P}_r \cup \tilde{C} - \tilde{\varepsilon}$. Extend $\tilde{P}_l \cup \tilde{C} - \tilde{\varepsilon}$ in an arbitrary way to a spanning tree \tilde{T}_l of \tilde{G} . Similarly, extend $\tilde{P}_r \cup \tilde{C} - \tilde{\varepsilon}$ in an arbitrary way to a spanning tree of \tilde{G} and call it \tilde{T}_r .

Let T_r and T_l be the corresponding trees in G . These are not spanning trees, because they do not contain those vertices of W that subdivide the non-edges of \tilde{T}_l and \tilde{T}_r , respectively. Let u_1w and u_2w be two edges of G such that the corresponding edge u_1u_2 of \tilde{G} is not in, say, \tilde{T}_r . Suppose that in the tour of \tilde{T}_r , the pair (u_1, u_1u_2) appears before (u_2, u_2u_1) . Then we can add u_1w to T_r if u_1w and u_2w are oriented away from w and we can add u_2w to T_r if u_1w and u_2w are oriented towards w . This way we still have a tree, which now contains w as well, and we do not violate the Jaeger rule at the remaining incident non-edge. Moreover, as w is added as a new leaf, the tour of the extended tree remains essentially the same as before the addition.

Hence we can extend both T_r and T_l to Jaeger trees T'_r and T'_l , respectively. For both \tilde{T}_r and \tilde{T}_l , we have that $\tilde{\varepsilon}$ is the only edge of \tilde{C} missing from the tree. As the tour of T_r reaches C for the first time from the right, and the tour of T_l reaches C for the first time from the left, T'_r and T'_l will contain a different one of the two edges of G corresponding to $\tilde{\varepsilon}$. Since one of these edges is in C^+ and the other is in C^- , we conclude that one of T'_r and T'_l contains C^+ and the other one contains C^- . In other words, C is an incompatible cycle for T'_r and T'_l . ■

Theorem 10.4. *There exists a semi-balanced graph so that for any ribbon structure and basis, the dissection given by Jaeger trees is not a triangulation.*

Proof. We will show that the required condition holds for the directed graph G obtained by subdividing each edge of the complete graph K_{16} by a new vertex, and orienting each edge towards the subdividing vertex (the standard orientation). Let us denote the vertex set of K_{16} by U , and the set of the subdividing vertices by W .

Fix an arbitrary ribbon structure for G . We need to show that for any basis (b_0, b_0b_1) , there will be an incompatible cycle.

If $b_0 \in W$ then b_0 is the head of b_0b_1 , hence by Lemma 5.4, the Jaeger trees agree with those for basis $(b_1, b_1b_0^+)$. Therefore we may suppose that $b_0 \in U$, that is, a vertex of K_{16} .

By Lemma 10.2 it is enough to show that there is a non-separating cycle C in G such that $b_0 \notin C$, with a path from b_0 to C that reaches C from the left, as well as a path from b_0 to C that reaches C from the right. Since the ribbon structure at a degree 2 vertex is unique, our ribbon structure of G is equivalent to one of K_{16} , with an obvious one-to-one correspondence between non-separating cycles of the two. Hence it suffices to guarantee the existence of a cycle \tilde{C} in K_{16} with the stated properties. Notice also that if we remove some vertices and edges from a graph, a ribbon structure is retained on the rest, and if there is a cycle that is non-separating in the subgraph, then it will also be a non-separating cycle in the original graph.

Let us now remove b_0 from K_{16} , which leaves us with a copy of K_{15} . Remove further edges to get a subgraph H isomorphic to a K_5 where each edge is subdivided by a vertex. As K_5 is not planar, H necessarily contains a non-separating cycle \tilde{C} (with respect to the ribbon structure induced on it). Let P be a path in H that ‘witnesses’ this, i.e., P connects two vertices along \tilde{C} so that its initial and final edges are on opposite sides of \tilde{C} . Then P has at least one vertex v that is not along \tilde{C} (indeed, there must be such a degree 2 vertex). Now \tilde{C} is also non-separating in K_{16} , in which b_0v is an edge, thus by adding to b_0v the portion of P from v to the right side of \tilde{C} we get a path from b_0 to \tilde{C} that reaches \tilde{C} from the right, and similarly there also exists a path from b_0 to \tilde{C} that reaches \tilde{C} from the left.

By further ‘doubling’ the edges of \tilde{C} (and the edges of P and the edge b_0v), we obtain a cycle C in G that satisfies all the conditions of Lemma 10.2. Thus an incompatible cycle does exist for our arbitrary ribbon structure and basis for G , which implies that Jaeger trees never induce a triangulation. ■

We did not optimize the above proof to get a small example, and it is likely that much smaller graphs may be used to establish the Theorem.

It can also happen that for a semi-balanced graph, each ribbon structure and basis yield a triangulation. For example, take an even length cycle with a semi-balanced orientation. Such graphs have a unique ribbon structure, which is planar so that Proposition 8.5 applies.

In our limited experience, the two extremes mentioned above are rare. That is, whether or not we get a triangulation typically depends not only on the graph but also on its ribbon structure, and even the basis.

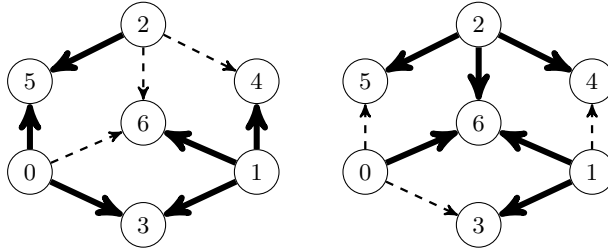


FIGURE 12. Two incompatible Jaeger trees. The incompatible cycle is the one with vertices $\{0, 3, 1, 6\}$.

Proposition 10.5. *For a fixed ribbon structure, whether the Jaeger trees induce a triangulation may depend on the choice of basis.*

Proof. As an example, consider the semi-balanced directed graph of Figure 12. We let the ribbon structure be clockwise around the vertex 0 and counterclockwise around every other vertex. With base vertex 5 and base edge $(5, 2)$ we do not get a triangulation, for the figure shows two incompatible Jaeger trees. On the other hand, it is easy to check that the same ribbon structure with base vertex 5 and base edge $(5, 0)$ yields a triangulation. Hence whether we get a triangulation may depend even on the choice of base edge. ■

Note that the example used above also has a plane-induced ribbon structure, for which Proposition 8.5 guarantees a triangulation with any basis. We end this section with recalling that Question 8.12 also addressed the problem of when Jaeger trees induce a triangulation.

11. PRODUCT AND RECURSION FORMULAS

The interior polynomial is a meaningful invariant of (undirected) bipartite graphs due to its natural properties. The goal of this section is to extend two of those to all semi-balanced graphs. In the process we will also address interior polynomials for disconnected graphs.

One of the properties is a certain product formula [9, Theorem 6.7], which turns out to have a verbatim extension to the general semi-balanced case. The statement is independent of ribbon structures, but they (and their Jaeger trees) do come in handy in the proof.

Proposition 11.1. *Let G_1 and G_2 be connected semi-balanced graphs with $V(G_1) \cap V(G_2) = \{h, t\}$, so that $E(G_1) \cap E(G_2) = \{\overrightarrow{th}\}$. Then we have $I_{G_1 \cup G_2} = I_{G_1} \cdot I_{G_2}$.*

It will soon turn out that connectedness is unimportant, cf. Corollary 11.4. Also, the same formula holds when two graphs are fused at a vertex. Indeed, the root polytope of a tree is a single unimodular simplex and thus its interior polynomial is 1, cf. Example 4.5. Consider a tree of just two edges and fuse one of those edges with an edge of G_1 and the other edge with an edge of G_2 . (If G_1 or G_2 is a single point then the claim is trivial.) Applying Proposition 11.1 twice gives the desired result.

Proof. Let us choose an arbitrary ribbon structure for G , and let the basis be (h, ht) . For any spanning tree T of G , let T_1 be the part of T falling into G_1 , and let T_2 be the part of T falling into G_2 . As the only common vertices of G_1 and G_2 are t and h , if $th \in T$, then both T_1 and T_2 are connected, hence they are spanning trees of G_1 and G_2 , respectively.

Since h is the head of ht , each Jaeger tree of G with basis (h, ht) must contain ht . We will show that a tree T of G containing ht is a Jaeger tree (for the basis (h, ht)) if and only if T_1 is a Jaeger tree of G_1 for the basis (h, ht) and T_2 is a Jaeger tree of G_2 for the basis (h, ht) , moreover, in this case the internal semi-passivity of T is the sum of the internal semi-passivities of T_1 and of T_2 , respectively. These assertions imply the statement of the Proposition by Theorem 6.2.

Consider the tour of T in G with basis (h, ht) . If we delete from this the edges that are not in G_1 , we get the tour of T_1 in G_1 . Likewise, if we delete the edges that are not in G_2 , then we get the tour of T_2 in G_2 . Hence both of these tours do satisfy the Jaeger property.

Conversely, if we have two Jaeger trees T_1 and T_2 of G_1 and G_2 , respectively (for the same basis (h, ht)), then both of them have to contain ht , and their union T is therefore a tree. Moreover, the restriction of the tour of T to G_i is the tour of T_i , and each non-edge of T is either within G_1 or G_2 , hence each non-edge is first seen from its tail. Thus, T is a Jaeger tree of G .

For any Jaeger tree T of G , the edge ht is semi-active, because it is first seen at its head. Any other edge $ht \neq \varepsilon \in T$ is such that ε is in G_i for $i = 1$ or 2 , in particular its fundamental cut lies entirely within G_i . Hence in this case, the condition (iii) of Lemma 6.4 for the semi-activity of ε in T agrees with the condition for the semi-activity of ε in T_i . (Indeed, ε is reached at its tail in G if and only if it is reached at its tail in G_i , and the question whether the fundamental cut is a directed cut is also answered the same way for G and for G_i .)

Thus indeed, the internal semi-passivity of T is the sum of the internal semi-passivities of T_1 and T_2 . ■

According to (4.1), the interior polynomial of a connected semi-balanced graph G with vertex set V , is $I_G(t) = (1-t)^{|V|-1} \text{Ehr}_{\mathcal{Q}_G}(t)$. Here $|V| - 1$ is indeed 1 more than the dimension of the root polytope. However when G is no longer connected, then Corollary 3.2 provides that $\dim \mathcal{Q}_G$ drops from $|V| - 2$ to $|V| - 1 - c(G)$, where $c(G)$ is the number of connected components. That is, the h^* -vector of \mathcal{Q}_G becomes $(1-t)^{|V|-c(G)} \text{Ehr}_{\mathcal{Q}_G}(t)$. However instead of this, we choose to keep

$$(11.1) \quad I_G(t) = (1-t)^{|V|-1} \text{Ehr}_{\mathcal{Q}_G}(t) = (1-t)^{c(G)-1} h_{\mathcal{Q}_G}^*(t)$$

as our definition of the *interior polynomial* of a (not necessarily connected) semi-balanced graph. The extra factor of $(1-t)^{c(G)-1}$ will help keep the formula of

Theorem 11.5 below simple, and it is also in line with Kato's extension I' [14] of the interior polynomial to disconnected graphs.

Let us make a few simple observations about our extended invariant I .

Lemma 11.2. *Suppose that the semi-balanced graph G contains a bridge edge ε . Then we have $I_{G-\varepsilon}(t) = (1-t)I_G(t)$.*

Proof. A bridge ε can be viewed as a one-element cut. As explained in Remark 5.7, there is a hyperplane that contains $\mathcal{Q}_{G-\varepsilon}$ but does not contain \mathbf{x}_ε ; in other words, \mathcal{Q}_G is a cone over $\mathcal{Q}_{G-\varepsilon}$. Any triangulation of $\mathcal{Q}_{G-\varepsilon}$ has the same h -vector as the triangulation of \mathcal{Q}_G obtained by coning. Here if we triangulate without introducing new vertices, then Proposition 3.1 and Corollary 3.6 guarantee that all simplices are unimodular. Thus by (4.6), the h^* -vectors of the two polytopes also coincide. The difference in interior polynomials is then only due to the difference in the number of connected components, in the way we claimed. ■

Lemma 11.3. *If G_1, \dots, G_k are the connected components of the semi-balanced graph G , then we have*

$$I_G(t) = (1-t)^{k-1} I_{G_1}(t) \cdots I_{G_k}(t).$$

Consequently, if $G = G_1 \sqcup G_2$ is the disjoint union of the (not necessarily connected) semi-balanced graphs G_1 and G_2 , then we have $I_G(t) = (1-t)I_{G_1}(t)I_{G_2}(t)$.

Proof. The first claim follows by induction on k . Indeed it is trivial for $k = 1$. Let us now assume that $k = 2$. For $i = 1, 2$, construct the graph G'_i by adding a new vertex to G_i and connecting it to an arbitrary old vertex. The resulting graphs G'_1 and G'_2 satisfy $I_{G_1} = I_{G'_1}$ and $I_{G_2} = I_{G'_2}$ by Proposition 11.1. If we fuse G'_1 and G'_2 along the new edges so that the new graph G_{12} is G_1 and G_2 joined by a single edge, then again by Proposition 11.1, we have $I_{G_{12}} = I_{G'_1}I_{G'_2} = I_{G_1}I_{G_2}$. By Lemma 11.2 this implies that

$$I_{G_1 \sqcup G_2}(t) = (1-t)I_{G_{12}}(t) = (1-t)I_{G_1}(t)I_{G_2}(t),$$

just as we claimed. Applying the above formula to the graphs $G_1 \sqcup \cdots \sqcup G_i$ and G_{i+1} provides the general inductive step. Finally, the second claim of the Lemma is an obvious application of the first. ■

Corollary 11.4. *The formula of Proposition 11.1 (multiplicativity of the interior polynomial when fusing graphs at an edge or vertex) holds without assuming that G_1 and G_2 are connected.*

Proof. Apply Lemma 11.3 to G_1 and G_2 separately on the right hand side, then Proposition 11.1 to the two components that are being merged, finally Lemma 11.3 again, this time to $G_1 \cup G_2$, to arrive at the left hand side. ■

Finally, let us turn to the other remarkable property that we alluded to earlier. That is, our last claim is a generalization of Kato's recursion formula [14, Corollary 1.3]. The proof follows his argument closely.

Theorem 11.5. *Let G be a semi-balanced graph and C a cycle in G . If C^+ denotes the half of the edges of C that point in one of the cyclic directions, then we have*

$$\sum_{S \subset C^+} (-1)^{|S|} I_{G-S} = 0.$$

We call this a recursion because if we isolate the $S = \emptyset$ term on one side, we obtain an expression of the interior polynomial of G in terms of polynomials attached to smaller graphs.

Proof. Let E be the set of edges of G . We start by considering a fairly obvious simplicial complex Δ made up of some facets of the standard simplex in \mathbf{R}^E , namely those that are opposite to vertices representing elements of C^+ . More precisely, if $\varepsilon_1, \dots, \varepsilon_k$ are the edges in C^+ and $\delta_1, \dots, \delta_n$ denote the rest of the edges of G , then we write $\mathbf{y}_{\varepsilon_i}$ and \mathbf{y}_{δ_j} for the corresponding generators of \mathbf{R}^E and put

$$\Delta = \bigcup_{i=1}^k \text{Conv}\{\mathbf{y}_{\varepsilon_1}, \dots, \mathbf{y}_{\varepsilon_{i-1}}, \mathbf{y}_{\varepsilon_{i+1}}, \dots, \mathbf{y}_{\varepsilon_k}, \mathbf{y}_{\delta_1}, \dots, \mathbf{y}_{\delta_n}\}.$$

Let us denote the various intersections of the maximal simplices of Δ , indexed by sets $\emptyset \neq S \subset C^+$, with

$$\Delta_S = \text{Conv}\{\{\mathbf{y}_\varepsilon \mid \varepsilon \in C^+ \setminus S\} \cup \{\mathbf{y}_{\delta_1}, \dots, \mathbf{y}_{\delta_n}\}\}.$$

Then by simple inclusion-exclusion, we get an equation of characteristic functions

$$(11.2) \quad [\Delta] = \sum_{\emptyset \neq S \subset C^+} (-1)^{|S|-1} [\Delta_S].$$

Here all the Δ_S are simplices but Δ itself is not, although it is contractible.

Next we map this ‘abstract’ construction Δ into our usual space \mathbf{R}^V , by linearly extending the natural association of the vertex \mathbf{x}_ε of \mathcal{Q}_G to the free generator \mathbf{y}_ε , where $\varepsilon \in E$ is arbitrary. Let us denote this mapping by $\pi: \mathbf{R}^E \rightarrow \mathbf{R}^V$. A crucial point (in fact, the only time in the proof that the cycle C plays a role) is that the image of Δ coincides with \mathcal{Q}_G . Indeed $\pi(\Delta) \subset \mathcal{Q}_G$ is obvious and conversely, given any convex combination of the \mathbf{x}_ε , the coefficients can be modified by subtracting the left hand side of the equation (3.1) where λ is chosen as the minimal coefficient attached to some element of C^+ . This shows that any point of \mathcal{Q}_G is part of $\pi(\Delta_S)$ for some singleton $S \subset C^+$.

Now by [1, Theorem 3.1], (11.2) and the obvious $\pi(\Delta_S) = \mathcal{Q}_{G-S}$ imply

$$[\mathcal{Q}_G] = \sum_{\emptyset \neq S \subset C^+} (-1)^{|S|-1} [\mathcal{Q}_{G-S}].$$

By the definition of Ehrhart series, from this we immediately obtain

$$\text{Ehr}_{\mathcal{Q}_G}(t) = \sum_{\emptyset \neq S \subset C^+} (-1)^{|S|-1} \text{Ehr}_{\mathcal{Q}_{G-S}}(t).$$

Multiplying both sides of this relation by $(1-t)^{|V|-1}$ completes the proof. ■

REFERENCES

- [1] Alexander Barvinok. *Integer points in polyhedra*. Zurich Lectures in Advanced Mathematics. European Mathematical Society (EMS), Zürich, 2008.
- [2] Olivier Bernardi. A characterization of the Tutte polynomial via combinatorial embeddings. *Ann. Comb.*, 12(2):139–153, 2008.
- [3] Olivier Bernardi. Tutte polynomial, subgraphs, orientations and sandpile model: new connections via embeddings. *Electron. J. Combin.*, 15(1):Research Paper 109, 53, 2008.
- [4] Anders Björner, Bernhard Korte, and László Lovász. Homotopy properties of greedoids. *Advances in Applied Mathematics*, 6(4):447–494, 1985.
- [5] Swee Hong Chan. Abelian sandpile model and Biggs-Merino polynomial for directed graphs. *Journal of Combinatorial Theory, Series A*, 154:145–171, 2018.

- [6] Israel M. Gelfand, Mark I. Graev, and Alexander Postnikov. Combinatorics of hypergeometric functions associated with positive roots. In *The Arnold-Gelfand mathematical seminars*, pages 205–221. Birkhäuser Boston, Boston, MA, 1997.
- [7] Akihiro Higashitani, Katharina Jochemko, and Mateusz Michałek. Arithmetic aspects of symmetric edge polytopes. *Mathematika*, 65(3):763–784, 2019.
- [8] François Jaeger. A combinatorial model for the Homfly polynomial. *European J. Combin.*, 11(6):549–558, 1990.
- [9] Tamás Kálmán. A version of Tutte’s polynomial for hypergraphs. *Adv. Math.*, 244:823–873, 2013.
- [10] Tamás Kálmán and Hitoshi Murakami. Root polytopes, parking functions, and the HOMFLY polynomial. *Quantum Topol.*, 8(2):205–248, 2017.
- [11] Tamás Kálmán and Alexander Postnikov. Root polytopes, Tutte polynomials, and a duality theorem for bipartite graphs. *Proc. Lond. Math. Soc. (3)*, 114(3):561–588, 2017.
- [12] Tamás Kálmán and Lilla Tóthmérész. Ehrhart theory of symmetric edge polytopes via ribbon structures. arXiv:2201.10501.
- [13] Tamás Kálmán and Lilla Tóthmérész. Hypergraph polynomials and the Bernardi process. *Algebraic Combinatorics*, 3(5):1099–1139, 2020.
- [14] Keiju Kato. Interior polynomial for signed bipartite graphs and the HOMFLY polynomial. *J. Knot Theory Ramifications*, 29(12):2050077, 41, 2020.
- [15] Bernhard Korte and László Lovász. Mathematical structures underlying greedy algorithms. In *Fundamentals of computation theory (Szeged, 1981)*, volume 117 of *Lecture Notes in Comput. Sci.*, pages 205–209. Springer, Berlin-New York, 1981.
- [16] Hidefumi Ohsugi and Takayuki Hibi. Normal polytopes arising from finite graphs. *J. Algebra*, 207(2):409–426, 1998.
- [17] Kévin Perrot and Trung Van Pham. Chip-firing game and a partial Tutte polynomial for Eulerian digraphs. *The Electronic Journal of Combinatorics*, 23(1):P1.57, 2016.
- [18] Alexander Postnikov. Permutohedra, associahedra, and beyond. *Int. Math. Res. Not. IMRN*, 2009(6):1026–1106, 2009.
- [19] Linus Setiabrata. Faces of root polytopes. *SIAM J. Discrete Math.*, 35(3):2093–2114.
- [20] Thomas Zaslavsky. Signed graphs. *Discrete Appl. Math.*, 4(1):47–74, 1982.
- [21] Thomas Zaslavsky. Biased graphs. I. Bias, balance, and gains. *J. Combin. Theory Ser. B*, 47(1):32–52, 1989.

DEPARTMENT OF MATHEMATICS, TOKYO INSTITUTE OF TECHNOLOGY, H-214, 2-12-1 OOKAYAMA, MEGURO-KU, TOKYO 152-8551, JAPAN

Email address: kalman@math.titech.ac.jp

MTA-ELTE EGERVÁRY RESEARCH GROUP, PÁZMÁNY PÉTER SÉTÁNY 1/C, BUDAPEST, HUNGARY

Email address: tmlilla@caesar.elte.hu