

# On the Curved Patterns in the Graphs of PPTs

## Corrected and Expanded

James M. Parks  
 Dept. of Mathematics  
 SUNY POTSDAM  
 Potsdam, NY USA  
 parksjm@potsteam.edu  
 April 19, 2021

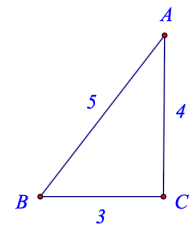
### Abstract

On his website *Pythagorean Right-Angled Triangles*, R. Knott gives a discrete plot of all Primitive Pythagorean Triples (PPTs) with legs up to length 10,000, which he constructed using *Mathematica*. The patterns are very interesting, suggesting conic sections. We show that they indeed are on parabolic curves which follow in a natural way from the mathematics of the subject matter, and they can be used to construct Knott's graph.

A *Pythagorean Triple* (PT) is a set of 3 positive integers  $(a,b,c)$  which satisfy the Pythagoras equation  $a^2 + b^2 = c^2$ .

For example,  $(3,4,5)$  and  $(6,8,10)$  are Pythagorean Triples.

By the Converse to the Pythagorean Theorem [1], there is a right triangle  $\Delta ABC$  with sides of lengths 3, 4, 5.

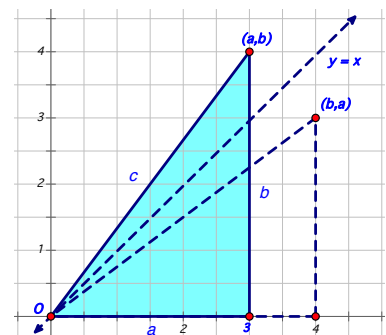


Given a PT  $(a,b,c)$ , if the integers  $a, b, c$  are relatively prime,  $GCD\{a,b,c\} = 1$ , then we call the triple  $(a,b,c)$  a *Primitive Pythagorean Triple* (PPT).

For example, the PT  $(3,4,5)$  is a PPT, but the PT  $(6,8,10)$  is not.

We are interested in analyzing a discrete graph of PPTs, which is construct in the following way. Given a PT  $(a,b,c)$ , with  $a < b < c$ , there is a way to plot it which allows us to compare PTs. Choose the ordered pair  $(a, b)$  and plot this in the 1st quadrant of the  $xy$ -plane, see the figure here.

Then the right triangle  $\Delta ABC$  with sides  $a, b, c$  is congruent to the triangle formed by the origin  $O$ , the point  $(a,0)$ , and the point  $(a,b)$ , by Euclid's *Side-Side-Side* Proposition. Thus the point  $(a,b)$  determines a congruent copy of  $\Delta ABC$ .



Another congruent copy of  $\Delta ABC$  is determined by the plot of the point  $(b, a)$ , the reflection of point  $(a, b)$  about the line  $y = x$ , see the figure.

NB. Most of the figures seen here were constructed using *Sketchpad* [8].

*A preliminary version of this paper appeared in the Proceedings of the ATCM [5].*

We will usually assume that  $a < b < c$ , when referring to the PT  $(a,b,c)$ , but it may happen on occasion, by way of an argument for example, that we have the PT  $(b,a,c)$ , as in the triangle figures above. The legs  $a$  and  $b$  are interchangeable.

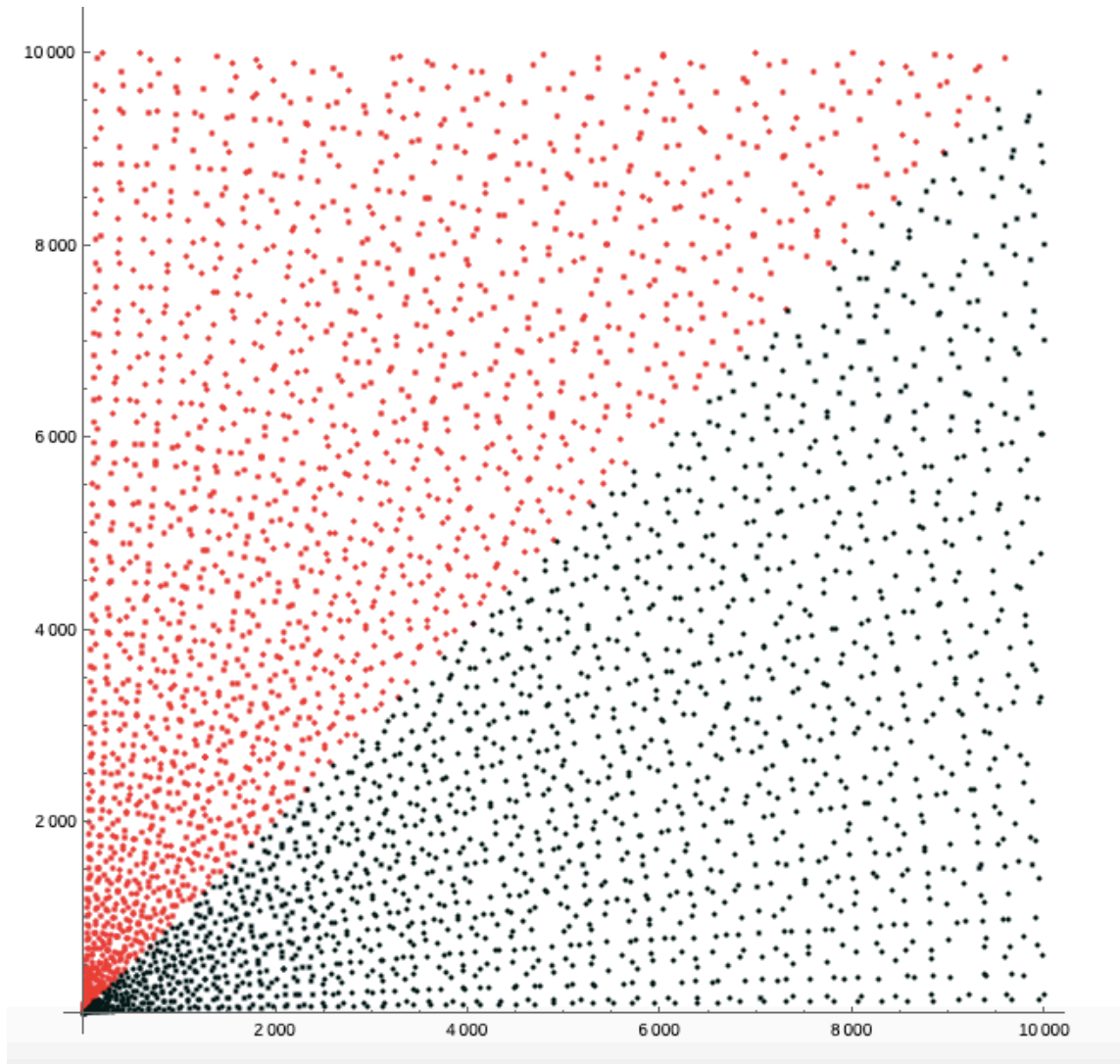
Thus line  $y = x$  divides the 1st quadrant into two regions, one which contains the points  $(a,b)$ , for  $a < b$ , and the other contains the points  $(b,a)$ , for  $a < b$ .

If all PPTs, with legs  $a$  and  $b$  less than  $10,000$ , are plotted, the amazing figure below results [3] [4] [9]. The figure was constructed using *Mathematica*, but with different programs.

The red region is the set of points  $(a, b)$ , where  $a < b$ , and the black region is the set of points  $(b,a)$ , which are the reflections of points  $(a,b)$  about  $y = x$ . Thus the two regions are symmetric about the line  $y = x$ .

We call this discrete graph the **Main Graph**.

As we ponder the patterns in this figure, a look at the data will provide some information on the mathematics behind it.



Consider the following set of the first 18 PPTs ordered by the size of the short leg  $a$ .

---

<b>(3,4,5)</b>	<b>(5,12,13)</b>	<b>(7,24,25)</b>	(8,15,17)	<b>(9,40,41)</b>	<b>(11,60,61)</b>
(12,35,37)	<b>(13,84,85)</b>	<b>(15,112,113)</b>	(16,63,65)	<b>(17,144,145)</b>	<b>(19,180,181)</b>
(20,21,29)	(20,99,101)	<b>(21,220,221)</b>	<b>(23,264,265)</b>	(24,143,145)	<b>(25,312,313)</b>

---

It should be obvious that if you are searching for PPTs, then the 3 terms in a triple cannot all be even, and in fact no 2 of them can be even. Likewise, the 3 terms cannot all be odd, since the sum of any 2 odd numbers is an even number, which would lead to a contradiction. This leaves us with the only possibility being 1 even number and 2 odd numbers. Since the legs cannot both be of odd length, one must be odd and one must be even, and the hypotenuse must therefore be of odd length. So the leg lengths are either even, odd, or odd, even, and the hypotenuse is always odd.

It can also be shown that if  $(a, b, c)$  is a PPT, then exactly one of  $a, b$  is divisible by 3, exactly one of  $a, b$  is divisible by 4 (possibly the same one), and exactly one of  $a, b, c$  is divisible by 5, [7].

Thus if  $a$  and  $c$  are primes, and  $a > 5$ , then  $b$  is a multiple of 60. For examples we have  $(11,60,61)$ ,  $(19,180,181)$ , and  $(29,420,421)$ .

If  $a$  is a prime, this places a special restraint on the PPT, which we discuss below.

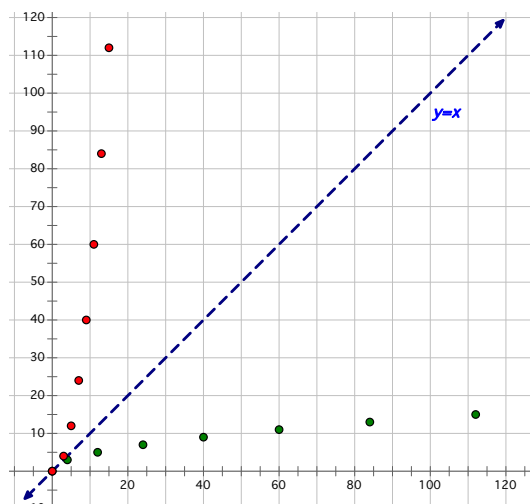
Those PPTs listed in bold print above are meant to attract your attention. These 12 particular PPTs all have 'a' terms which are odd numbers, and they all have the form  $(a,b,b+1)$ , where  $b$  and  $c$  are consecutive numbers,  $c = b+1$ .

It is given that these triples all satisfy the Pythagorean equation, and the terms of these 12 are obviously relatively prime, since consecutive numbers cannot have any common divisors. But they also satisfy the equivalent equation  $b = (a^2 - 1)/2$ , and therefore  $b+1 = (a^2 + 1)/2$ . This means that  $a^2$  (and thus  $a$ ) must be an odd integer, so that  $b$  is then an even integer.

This also means that if an odd positive integer 'a' is given, then the triple  $(a,b,b+1)$  is a PPT, whenever  $b = (a^2 - 1)/2$ . These PPTs include all odd primes  $p$  for coordinate  $a$ . In fact these are the only PPTs which have primes in the  $a$  coordinate.

This also determines a one-to-one correspondence between the set of odd positive integers 'a' (including all odd prime numbers), and the set of PPTs which have the form  $(a,b,b+1)$ , with  $b = (a^2 - 1)/2$ .

This is not a new result. According to Proclus (410-485CE), these triples were known to the Pythagoreans (570-495BCE), and before that [1].



A plot of these PPTs in the  $xy$ -plane is obtained by plotting the pairs  $(a, (a^2 - 1)/2)$ , and the reflected pairs  $((a^2 - 1)/2, a)$ , for 'a' an odd positive integer.

Thus, 3 determines the pairs (3,4) and (4,3), and the odd integers 5, ... , 25, determine the pairs corresponding to the PPTs given in the list above, and their reflections about  $y = x$ .

A plot of these pairs and their reflected pairs in the  $xy$ -plane in the range  $0 < a < b < 120$  is given in the graph above. It suggests parabolic shaped curves opening about the positive  $x, y$ -axes.

If you let  $x = a$ , and  $y = b$ , then you have the equation of this parabola,  $y = (x^2 - 1)/2$ . Indeed since the red points have the form  $(a, (a^2 - 1)/2)$ , the black points have the form  $((a^2 - 1)/2, a)$ .

The first parabola opens about the positive  $y$ -axis, with focus at the origin  $O$ , and vertex  $(0, -1/2)$ . The second parabola opens about the positive  $x$ -axis, has focus at  $O$ , and vertex  $(-1/2, 0)$ , see the figures here.

Looking back again at the list of the first 18 PPTs above, notice that several have the form  $(a, b, b+2)$ . We denote these PPTs by  $d = 2$ , since the difference  $d = c - b = 2$ .

Similarly, we will denote the PPTs studied above, with  $c = b+1$ , by  $d = 1$ .

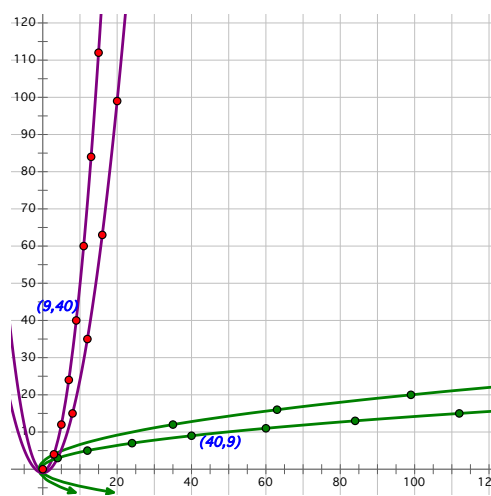
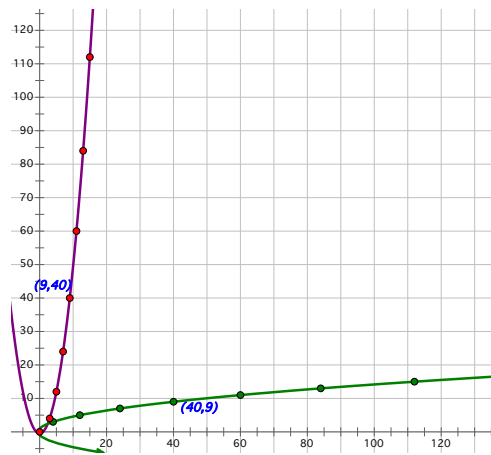
The set of PPTs which satisfy  $d = 2$  must also satisfy the equivalent equation  $b = (a^2 - 4)/4$ . This means that  $a^2$ , and thus  $a$ , must be even, and  $b$  will be odd. The numbers  $a, b, c$  are relatively prime, since the odd terms  $b, c$ , are 2 units apart, so they cannot have any common odd prime divisors.

Proclus attributes this result to Plato (429-347BCE) [1].

Again, from the list of PPTs above with  $d = 2$ , note that  $a$  is even, and  $a = 0 \pmod{4}$ . But if  $a$  is even, and not a multiple of 4, then  $a = 2 \pmod{4}$ , and the triple is not a PPT. For, if  $a = 0 \pmod{4}$ , then  $a = 4k, k > 0$ , and  $(a, b, b+2) = (4k, 4k^2 - 1, 4k^2 + 1)$ , a PPT. But if  $a = 2 \pmod{4}$ , then  $a = 4k + 2$ , and  $b = 4k^2 + 4k$ , so  $b+2 = 4k^2 + 4k + 2$ , all multiples of 2, and  $(a, b, c)$  is a PT, but not a PPT. Thus every other even term  $a$  determines a PPT.

The curves which contain these  $d = 2$  PPTs are the parabolas  $y = (x^2 - 4)/4$ , and  $x = (y^2 - 4)/4$ , see the middle figure above.

In general, the parabolas for arbitrary integer values of  $d$  are given by the equations  $y = (x^2 - d^2)/(2d)$ , and  $x = (y^2 - d^2)/(2d)$ , where  $a$  and  $d$  are either both odd or both even positive integers, and  $d$  divides  $a^2$ .

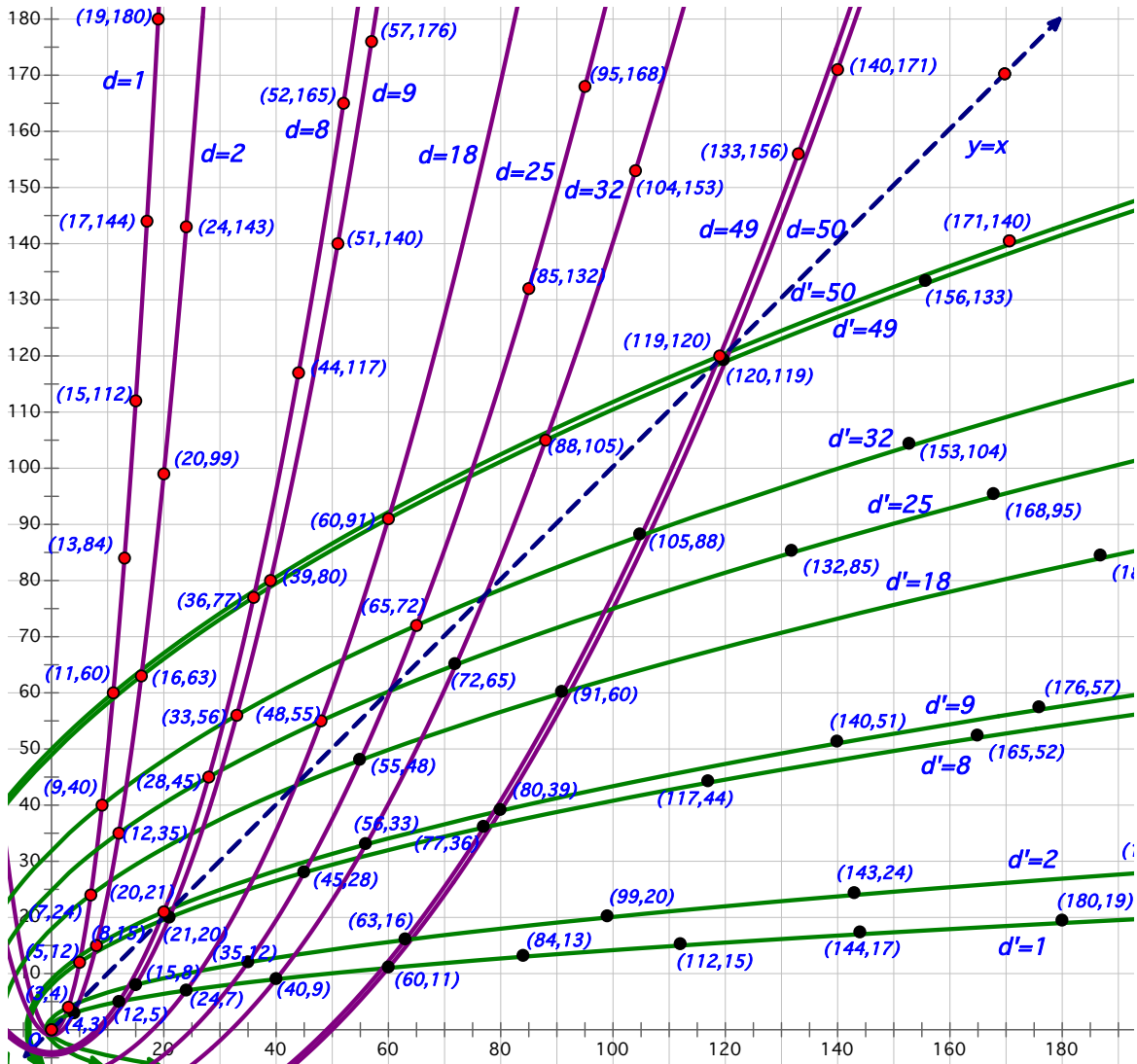
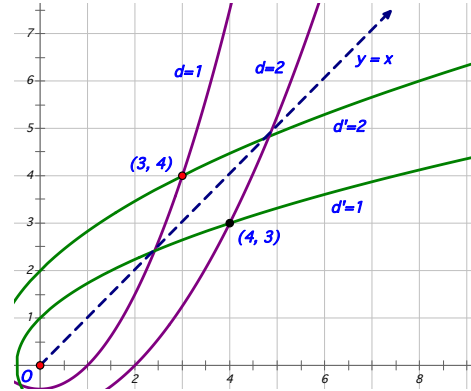


All of these parabolas have their foci at the origin  $O$ , since the  $y$  coordinate of the focus point of parabolas of this type occurs at the point  $x$ , where  $D_x(y) = \pm 1$ . This happens when  $x = \pm d$ , and this is exactly when  $y = 0$ .

However, we find that a lot of these values of  $d$  do not determine PPTs [7].

There is another  $d$ -value associated with the PPT  $(a,b,c)$  which is determined by the form  $(b,a,c)$ , namely  $d' = c - a$ , where  $b$  is now the first coordinate of the pair.

The points  $(a,b)$  and  $(b,a)$  will occur at the intersection of the corresponding parabolas for  $d$  and  $d'$ . For example, the graph just above shows the point  $(3,4)$  at the intersection of the  $d = 1$  and  $d' = 2$  parabolas, and  $(4,3)$  at the intersection of the  $d' = 1$ , and  $d = 2$  parabolas, see the figures here.



The value  $d = 3$  does not determine any PPTs, for all such PTs have a common factor of 3 in their coordinates.

A similar result holds for the values  $d = 4, 5, 6, 7, 10, 11, 12, 13, 14, 15, 16$ , and  $17$ . The next PPTs occur when  $d = 8$  and  $9$ , and the  $d = 8$  case has mixed results similar to those for  $d = 2$ .

It is of interest to note that if  $a$  is an odd prime number  $p$ ,  $a = p$ , then  $(p, b, b+d)$  is a PPT, iff  $d = 1$ , and thus  $b = (p^2 - 1)/2$ . This follows since, by the Pythagorean equation, if  $p^2 + b^2 = (b + d)^2$ , or equivalently  $p^2 = 2pd + d^2 = (2p + d)d$ , then  $d \mid p^2$ , and thus  $d \mid p$ . This means  $d = 1$ , since  $d = p$  leads to a contradiction. Hence  $(p, b, b+1)$  is a PPT [6].

This result will be of value later in the analysis of PPTs.

The sequence of  $d$ -values which determine PPTs begins with the numbers  $1, 2, 8, 9, 18, 25, 32, 49, 50, \dots$ , see the OEIS sequence A096033 [2]. Note that the odd numbers are squares of the consecutive odd positive integers, and the even numbers are 2 times the square of the consecutive positive integers.

We call these numbers the *allowable* values of  $d$ .

The graph of some of the representative points and parabolic curves for a few of these allowable  $d$  and  $d'$  values is shown just above.

Comparing the graph above with the **Main Graph** it becomes clear where some of the curved patterns are coming from. This is only a very small part of the lower left corner of the **Main Graph**, but the general picture is starting to take shape.

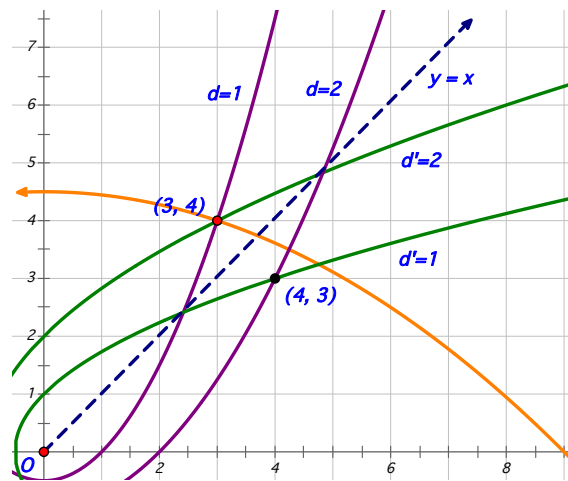
These results are stated in the following Proposition.

**Proposition 1. PPTs with Plots on Parabolas Opening on Positive x,y-axes**

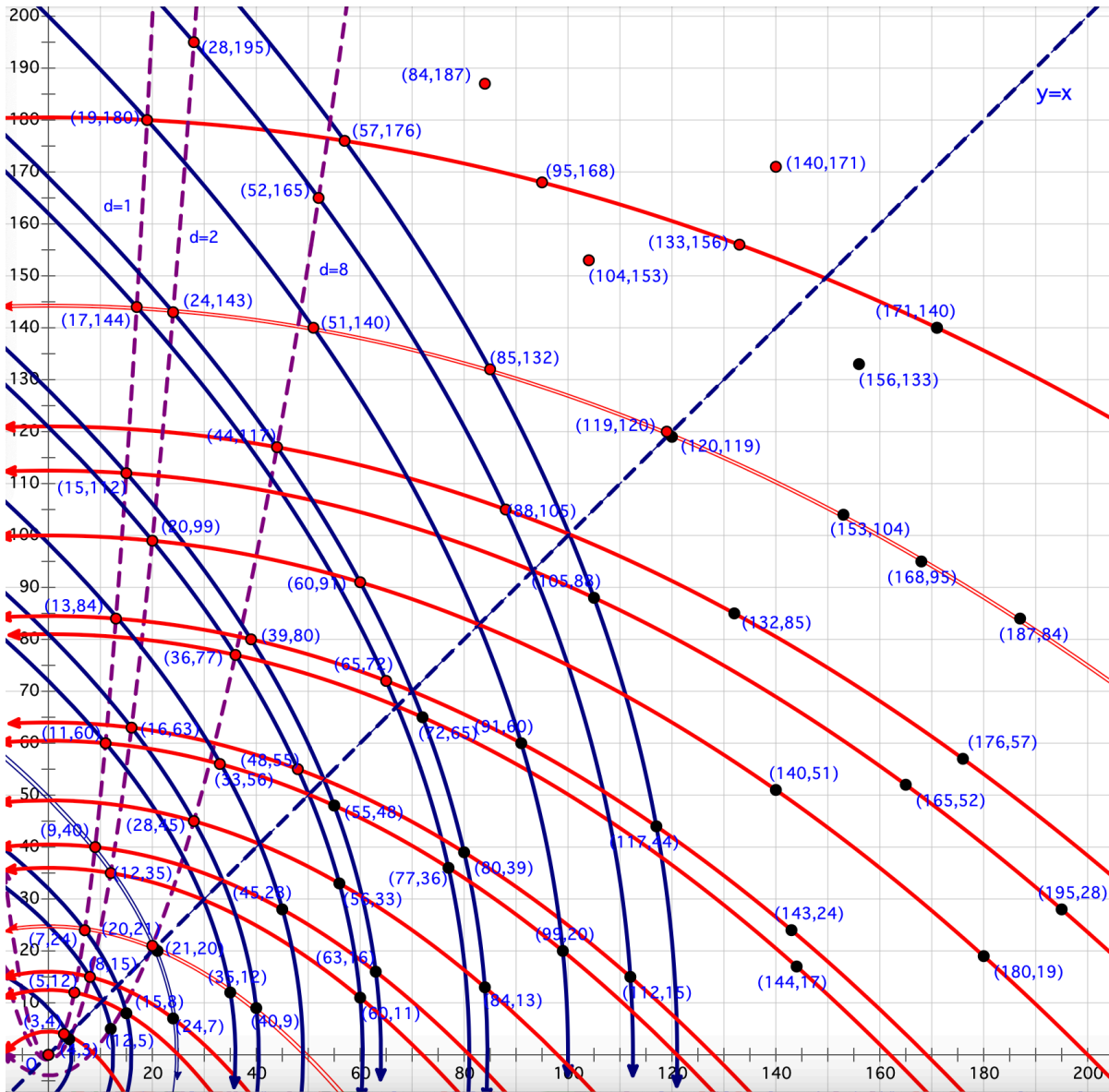
If  $(a, b, c)$  is a PPT with  $a < b < c$ , then  $(a, b)$  is at the intersection of graph of the parabolas with equations  $y = (x^2 - d^2)/(2d)$ , and  $x = (y^2 - d'^2)/(2d')$ , for the allowable values  $d = c - b$ , and  $d' = c - a$ .

It also follows, by this result, that  $(b, a)$  is at the intersection of the reflection of the parabolas about  $y = x$ , which have equations  $x = (y^2 - d'^2)/(2d')$ , and  $y = (x^2 - d^2)/(2d)$ , see the graph here.

On the **Main Graph**, notice that there also appear to be parabolic shaped curved patterns which open about the negative  $x$  and  $y$ -axes. These curves are mentioned in [3]. The equations for these curves are determined in a different way from those above.







First we consider the parabolic curves which open about the negative  $y$ -axis. The general form for these equations is  $y = Ax^2 + B$ , where  $A < 0$ . If we know 2 points on the curve we can determine the equation.

For example, you can see a possible curve might exist which contains the points  $(13,84)$ ,  $(39,80)$ , and  $(65,72)$ . The equation of this parabola is therefore  $y = -x^2/(2 \times 13^2) + 13^2/2$ .

One of the pairs in this example is  $(39,80)$ , which is on the  $d = 9$  parabola, since the PPT is  $(39,80,89)$ . Then  $\sqrt{d} = 3$ , and  $39 = 3 \times 13$ . Similarly for the pair  $(65,72)$ , which is on the  $d = 25$  parabola, and  $65 = 13 \times 5$ .

So, if the PPT plot point  $(a,b)$  has coordinate  $a = 13m$ , and the point is on some  $d$  parabola,  $d$  odd, then  $m = \sqrt{d}$ . In general, if  $a$  is odd, and  $(a,b)$  is on some  $d$  parabola,  $d$  odd, then  $a = a_1\sqrt{d}$ , where  $a_1$  is the first coordinate of the corresponding PPT pair plotted on the  $d = 1$  parabola (recall coordinate  $a$  cannot be prime if  $d > 1$ ).

Thus the general form for the equations of these parabolas which open about the negative  $y$ -axis, is  $y = -x^2/(2 \cdot a_1^2) + a_1^2/2$ , where  $a_1$  is the value of the  $x$ -coordinate, on the corresponding parabola  $d = 1$ , (on the LH red dashed curve in the graph just above), and  $a_1$  divides all of the first coordinates of the PPT plots on that curve.

Similarly to the case of the parabolas which open up about the positive  $y$ -axis, all of these parabolas also have their foci at the origin  $O$ . This is because the  $y$  coordinate of the focus point of parabolas of this type occurs at the point  $x$ , where  $D_x(y) = +1$ , and this happens when  $x = a_1^2$ , which is exactly when  $y = 0$ .

Every point  $(a,b)$  on the  $d = 1$  parabola determines a parabola in this set. These curves are shown in orange in the partial graph just above, p.7.

When studying the graph on p.5, notice that some sequences of points start with coordinate  $a$  even. For example, the pair  $(20,99)$  is on the  $d = 2$  parabola, and is the plot of the PPT  $(20,99,101)$ . The equation for the parabola which contains this point is  $y = -x^2/20^2 + 20^2/4$ .

For another example with coordinate  $a$  even, consider the pair  $(28,45)$ . This pair is on the  $d = 8$  parabola, and is from the PPT  $(28,45,53)$ . The equation for this parabola is  $y = -x^2/(28^2/4) + 28^2/16$ .

Thus the general form for the equations of these parabolas, where  $a$  is even, and they open about the negative  $y$ -axis, is  $y = -x^2/(2 \cdot a^2/d) + a^2/(2d)$ . This is given that the series of pairs has even 1st coordinates, all multiples of  $a$ , where  $(a, b)$  is on either the  $d = 2$  or  $d = 8$  parabola. Note that this equation form includes the case for  $a$  odd, if  $d = 1$ .

Here once again the focus point of these parabolas is the origin  $O$ , by a similar argument as given above for the case  $d = 1$ .

Every pair  $(a,b)$  on the  $d = 2$  and  $d = 8$  parabolas determines a parabola in this set. These curves are shown in orange in the partial graph just above, p.7.

Thus every plot point from a PPT on the  $d = 1$ ,  $d = 2$ , and  $d = 8$  parabolas determines a parabola with equation  $y = -x^2/(2a^2/d) + a^2/(2d)$ .

These parabolic curves are shown in orange in the graph just above.

When these sets of parabolas are reflected about the line  $y = x$ , we have the corresponding parabolas for the  $d'$ -values. These parabolas open about the negative  $x$ -axis, and are shown in dark blue in the partial graph above, p.7.

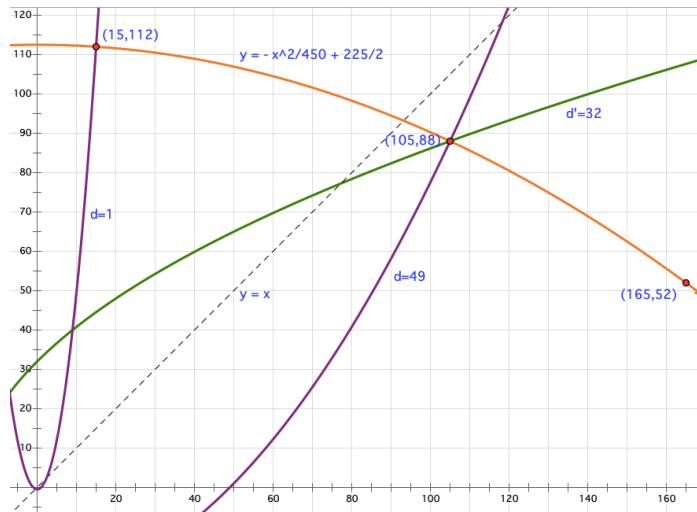
On the other hand, every parabola shown in the graph above, which opens about the negative  $y$ -axis, has a point  $(a,b)$  from one of the parabolas for  $d = 1, 2, \text{ or } 8$ . This follows simply from the observation that these parabolas are the closest ones to the  $y$ -axis for even or odd values of  $d$ . The points on the  $d = 9$  parabola, for example, are not relevant, in this sense, as they are covered by the points on the  $d = 1$  parabola.



Similarly, the points on the  $d = 18$  parabola are covered by the points on the  $d = 2$  and  $d = 8$  parabolas.

Given a point  $(a,b)$  on the discrete graph of all PPTs, we know from above that one parabola which contains  $(a,b)$  has equation  $y = (x^2 - d^2)/(2d)$ ,  $d = c - b$ . If  $a$  is odd, then either  $(a,b)$  is on the  $d = 1$  parabola,  $y = (x^2 - 1)/2$ , and  $b = (a^2 - 1)/2$ , or  $(a,b)$  is on a parabola with  $d > 1$ ,  $d$  odd, and  $b < (a^2 - 1)/2$ . Plus,  $a = tx_1$ , and  $d = t^2$ ,  $t$  odd, where  $a_1$  is the smallest odd number such that  $a_1 \mid a$ , and  $b < b_1 = (a_1^2 - 1)/2$ .

Thus  $(a_1, b_1)$  is on the  $d = 1$  parabola, and  $(a,b)$  is on the parabola which opens down about the negative  $x$ -axis, with equation  $y = -x^2/(2 \cdot a_1^2) + a_1^2/2$ .



For example,  $(105,88)$  is a point on the graph of all PPTs, with  $c = 137$ , so  $d = 49$ , and  $d' = 32$ . Thus  $(105,88)$  is on the  $d = 49$  parabola  $y = (x^2 - 49^2)/98$ . Since  $b_1 = (a_1^2 - 1)/2 > 88$ , where  $a_1$  divides  $105$ , solving this inequality for  $a_1$  determines that  $a_1 > \sqrt{177} \sim 13.3$ . Since  $105 = 3 \times 5 \times 7$ , we suspect that  $(a_1, b_1) = (15, 112)$ . This is indeed true, as  $c_1 = 113$ . Thus  $(105,88)$  is also on the parabola with the equation  $y = -x^2/(2 \cdot 15^2) + 15^2/2 = -x^2/450 + 225/2$ , as can be easily checked.

On the other hand, if  $(a,b)$  is on the graph of all PPTs, and  $a$  is even, then a similar argument applies, where  $b_1 = (a_1^2 - 4)/4$ , or  $b_1 = (a_1^2 - 64)/16$ , depending on whether  $d = 2$  or  $8$ , respectively.


For example, let  $(a,b) = (140,51)$ . Then  $4 \mid 140$ , but  $8$  does not. Also  $c = 149$ , so  $d = 98$ , and  $(a,b)$  is on the parabola with equation  $y = x^2/196 - 49$ . Since  $140 = 2^2 \cdot 5 \cdot 7$ , it follows that  $b_1 = (a_1^2 - 4)/4 > 51$  iff  $a_1 > \sqrt{208} \sim 14.4$ . Let  $a_1 = 20$ , the smallest divisor of  $140$  greater than  $14.4$ , which is also divisible by  $4$ . Then  $b_1 = 99$ ,  $c_1 = 101$ ,  $d = 2$ , and the point  $(20,99)$  is on the parabola with equation  $y = -x^2/400 + 100$ .

A similar argument holds if  $8 \mid a$ .

Given a point  $(b,a)$  on the graph of all PPTs, with  $a < b$ ,  $a$  odd, this point is on the graph of a parabola about the negative  $x$ -axis, with equation  $x = -y^2/(2 \cdot a_1^2) + a_1^2/2$ ,  $a_1$  as above, and  $d' = 1$ . For the reflected point  $(a,b)$  of  $(b,a)$  is on the graph of the reflected parabola about the negative  $y$ -axis,  $y = -x^2/(2 \cdot a_1^2) + a_1^2/2$ , with  $d = 1$ . Using the techniques above, and a reflection of this parabola about  $y = x$  gives the desired equation.

**Proposition 2. Parabolas About the Negative y-axis Determined by a Single Point**

Given a single PPT plot point  $(a,b)$ , a parabola  $y = -x^2/(2 \cdot a_1^2/d) + a_1^2/(2d)$  is determined, which opens about the negative y-axis, where  $a_1$  is the smallest odd number such that  $a_1 \mid a$ , and  $b < b_1 = (a_1^2 - 1)/2$ . Then  $(a_1, b_1)$  is on the  $d = 1$  parabola, if  $a_1$  is odd, and on the  $d = 2$  parabola, if  $a_1$  is even, and  $b_1 = (a_1^2 - 4)/4$ , or on the  $d = 8$  parabola, if  $a_1$  is even, and  $b_1 = (a_1^2 - 64)/16$ .



In addition, for the parabolas with allowable  $d$  values and which open about the positive y-axis, these parabolas intersect the parabolas which open about the negative y-axis at right angles at the PPT plot points of intersection. This is easily seen by calculating the slopes of the tangent lines to the parabolic curves at the point of intersection.

For example, since the  $d = 1$  parabola has equation  $y_1 = (x^2 - 1)/2$ , let  $(a_1, (a_1^2 - 1)/2)$  be the point of intersection of this curve with the parabola  $y_2 = -x^2/(2 \cdot a_1^2) + a_1^2/2$ . Then the slope of the tangent line to parabola  $y_1$  at the point  $(a_1, (a_1^2 - 1)/2)$ , is  $m_1 = D_x y_1 = a_1$ , and the slope of the tangent line to parabola  $y_2$  at this same point is  $m_2 = D_x y_2 = -1/a_1$ .

Hence,  $m_1 m_2 = -1$ , and the parabolas are perpendicular at  $(a_1, (a_1^2 - 1)/2)$ .

In general, let  $d$  and  $a$  be odd positive integers,  $d$  allowable, and let  $(a, b)$  be a point on the  $d$  parabola, which has equation  $y_1 = (x^2 - d^2)/(2d)$ . Then  $(a, b)$  is on a parabola which opens down about the negative  $y$ -axis, with equation  $y_2 = -x^2/(2 \cdot a_1^2) + a_1^2/2$ , where  $(a_1, b_1)$  is on the  $d_0 = 1$  parabola,  $a = s \cdot a_1$ , and  $d = s^2$ .

We claim  $y_1$  and  $y_2$  are perpendicular. Observe  $m_1 = D_x y_1 = a/d = a_1/s$ , and  $m_2 = D_x y_2 = -a/a_1^2 = -s/a_1$ , so  $m_1 m_2 = -1$ .

Therefore the parabolas are perpendicular at  $(a, b)$ .

Similar arguments apply for  $d$  and  $a$  even.

In the cases for pairs of parabolas which open about the positive  $x$ -axis, and the negative  $x$ -axis, these parabolas are perpendicular, since they are reflections about  $y = x$  of the previous case of parabolas which opened about the  $y$ -axis.

These results are summarized in the following Proposition.

**Proposition 3. Perpendicular Parabolas on One Axis**

*If  $(a,b)$  is a point on the graph of all PPTs, and on the intersection of a pair of parabolas with allowable  $d$ -values, one which opens up and one which opens down about the  $y$ -axis, or one which open to the right and one which opens to the left about the  $x$ -axis, then they meet at right angles at the point  $(a, b)$ .*

Now, why exactly are the allowable values of  $d$  those given in the OEIS sequence A096033 [6]? We investigate this question, and give some details to help demonstrate why this sequence exists.

As noted above, the sequence is made up of the squares of the odd positive integers, 1, 9, 25, 49, 81, ... , and the even positive integers which are twice the squares of the consecutive positive integers, 2, 8, 18, 32, 50, 72, ... , etc.

First, suppose  $d$  is odd, and  $d \neq s^2$ ,  $s$  odd. Note that, since  $a^2 = c^2 - b^2 = (c - b)(c + b) = d(c + b)$ , then  $d|a$  for a given associated PT  $(a, b, c)$ , with  $d = c - b$ . Assume  $a$  is an odd integer, then empirically we find  $a = d \pmod{2d}$ , for  $a$  sufficiently large, so  $a = (2k+1)d$ ,  $k \geq 1$ . This means  $b = (4d^2(k^2+k)+d^2-d^2)/(2d) = 2(k^2 + k)d$ , and  $c = (2(k^2 + k) + 1)d$ . But then all coordinates have the common factor  $d$ , so  $(a, b, c)$  is not a PPT, and thus  $d$  is not on the list of allowable values A096033.

On the other hand, if  $d$  is odd, and  $d = s^2$ ,  $s$  odd, then for a corresponding PT  $(a,b,c)$ , we have  $a = s \pmod{2s}$ , by empirical data. Thus  $a = (2k + 1)s = ms$ , an odd integer, where  $k \geq 1$ . Since  $a^2 = c^2 - b^2 = (c - b)(c + b)$ , assume  $m > s$ , and let  $m^2 = (c + b)$  and  $s^2 = (c - b)$ . Then  $b = (m^2 - s^2)/2$ , an even integer, and  $c = (m^2 + s^2)/2$ , an odd integer. It is claimed that there are no common factors here, since  $m$  and  $s$  do not divide either  $(m^2 - s^2) = (m - s)(m + s)$ , an

even integer, or  $(m^2 + s^2)$ , an even integer which satisfies  $m^2 < (m^2 + s^2) < 2m^2$ . So  $(a,b,c)$  is a PPT, and  $d$  is in A096033.

Now suppose  $d$  is even, and  $d \neq 2s^2$ ,  $s$  a positive integer. Then  $d = 2k$ , for some  $k$ , a positive integer, and  $k \neq s^2$ . If  $(a,b,c)$  is a corresponding PT, then  $a^2 = 4k(b + k)$ , so  $a$  is even, and  $a = 2nd = 4nk$ , for  $n = (b + k)$ . Thus  $b = (4n^2 - 1)k$ , and  $c = (4n^2 + 1)k$ . Since all terms share the common factor  $k$ ,  $(a,b,c)$  is not a PPT, and  $d$  is not in A096033.

If  $d$  is even, and  $d = 2s^2$ , there are two cases to consider.

First case: Let  $s$  be odd, and assume for an associated PT  $(a,b,c)$  that  $a = 0 \pmod{4s}$ , by empirical data. Then  $a$  is even,  $a = 4sk$ , for  $k$  an integer, and assume  $k \neq 0 \pmod{s}$ , and  $k > s$ . So  $b = 4k^2 - s^2$ , and  $c = 4k^2 + s^2$ . Now  $k$  does not divide  $b$ , since  $b = (4k^2 - s^2) = 11(2k - s)(2k + s)$ . Similarly,  $s$  does not divide  $b$ , since  $s$  does not divide  $k$ . Thus  $(a,b,c)$  is a PPT, and  $d$  is on the list A096033.

Second case: Let  $s$  be even,  $s > 4$ , then, for an associated PT  $(a,b,c)$ , where  $a = 0 \pmod{2s}$  by empirical data, we have  $a = 2sk$ , for  $k$  odd. Assume  $k > s$ , so  $a$  is an even integer. Then  $s$  does not divide either  $b = (k^2 - s^2)$  or  $c = (k^2 + s^2)$ , as they are both odd. Since  $k > s$ , and  $b = k^2 - s^2 = (k - s)(k + s)$ ,  $k$  does not divide  $b$ . Thus  $(a,b,c)$  is a PPT, and  $d$  is on A096033.

The many circular patterns which appear in the **Main Graph** are also interesting, and we will show, by example, that actual circular shapes are implausible. That they exist at all is one of the amazing property of PPTs.

For example, in the figure below on the left, there is a circular pattern of 8 plot points with line segments joining them near the point  $(2400,3900)$ .

The 5 parabolas which contain these 8 plot points have the following equations:

$$y = x^2/1024 - 256$$

$$y = x^2/1058 - 264.5$$

$$y = x^2/1156 - 289$$

$$y = x^2/1250 - 312.5$$

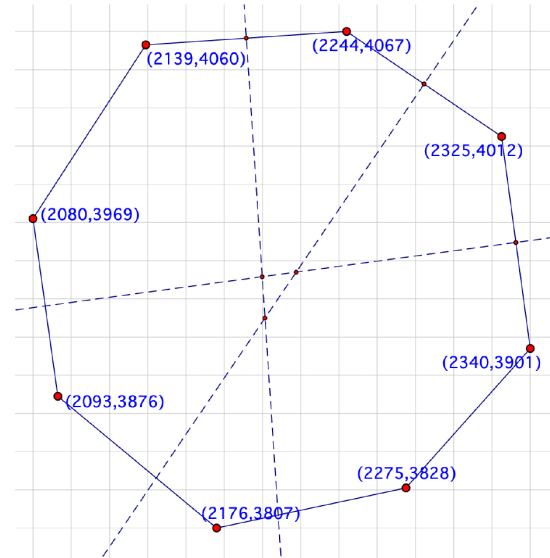
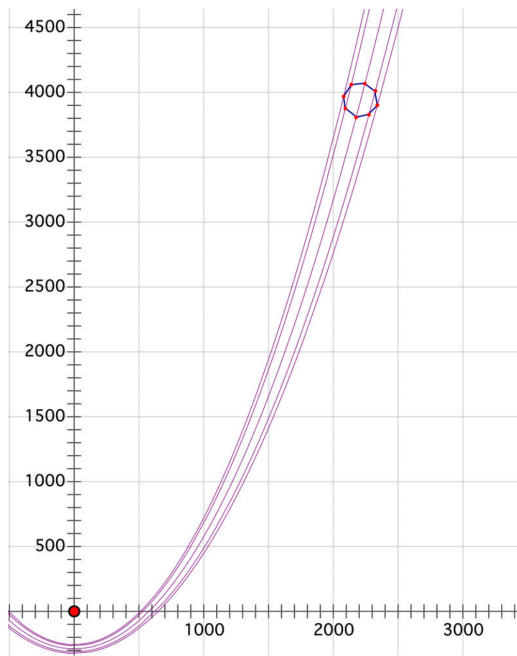
$$y = x^2/1296 - 324$$

A closer view of this 'circular' region is shown in the Figure below, and the coordinates of the points are given. It is quite obvious that these points are not on a perfect circle.

The perpendicular bisectors of 3 chords are included. They give concrete proof that these points are not in a circle, as the bisectors do not coincide at a common point.

This is typical of the circular patterns on this graph, they are usually made of 8 points, unless one of the points is not a PPT. Many examples have been checked by the author with the same results as given above.

If you think about the constraints on the plots of PPTs, you wouldn't really expect the 8 points from 5 different parabolas spaced according to different patterns on each parabola to fall on a perfect circle. Yet amazingly they are often very close to one.



The bordering parabolic curves of plots which open up, between the rows of circular patterns are the result of parabolas which are near each other with close  $d$  values, like  $d = 8, 9, \text{ or } 49, 50, \text{ or } 162, 169$ .

On the other hand, the 'bordering' parabolas which open down are the result of two close parabolas which have their  $a_1$  coordinates on the  $d = 1$  and  $d = 2$  or  $8$  parabolas, and their  $b_1$  coordinates are close. For example,  $(17,144)$  and  $(24,143)$ , or  $(27,364)$  and  $(76,357)$ .

The starburst patterns are formed by increasingly larger circular shapes about a central point, which may or may not be visible, depending on whether it is a PPT or just a PT.

The spokes are formed by each of the four parabolas which pass through the central point, which explains the 8 points on the circular pattern.

These parabolas are mutually perpendicular to each other in pairs. The pairs are those which open about the  $y$ -axis, and those which open about the  $x$ -axis.

So starbursts are just examples of increasingly larger concentric circular patterns which are also not on true circles. Still, as with the circular patterns, it is interesting that they do exist.

## References

- [1] T. Heath, Euclid, The Thirteen Books of the Elements, Vol. 1, 2nd ed., *Dover*, 1956.
- [2] The OEIS Foundation, Inc., Entry A096033. Published electronically at <https://oeis.org>, author Lekraj Beedassy, 2004.
- [3] R. Knott, Pythagorean Right Triangles, Section 4.4.1, <http://www.maths.surrey.ac.uk/hosted-sites/R.Knott/Pythag/pythag.html#section3.4>
- [4] J. Parks, *Mathematica Notebook Archive*, <https://www.notebookarchive.org/ppt-graph-nb--2021-06-6y23baq/>
- [5] \_\_\_\_\_, Curved Patterns in the Graphs of PPTs, *Proc., 26th ATCM, Asian Technology Conference in Mathematics (2021)*, pp.277-286.
- [6] \_\_\_\_\_, *Computing Pythagorean Triples*, arXiv:2107.06891, July 14, 2021, <https://arxiv.org/pdf/2107.06891.pdf>
- [7] W. Sierpinski, Pythagorean Triangles, *Dover*, 2003; republication of the original work published by the Graduate School of Science, Yeshiva U., NY, 1962.
- [8] *Sketchpad v5.10 BETA*.
- [9] WOLFRAM Demonstrations Project, Primitive Pythagorean Triples 1: Scatter Plot, <https://demonstrations.wolfram.com/PrimitivePythagoreanTriples1ScatterPlot/>