

EIGENVALUE ASYMPTOTICS AND UNIQUE CONTINUATION OF EIGENFUNCTIONS ON PLANAR GRAPHS

MICHEL BONNEFONT, SYLVAIN GOLÉNIA, AND MATTHIAS KELLER

ABSTRACT. We study planar graphs with large negative curvature outside of a finite set and the spectral theory of Schrödinger operators on these graphs. We obtain estimates on the first and second order term of the eigenvalue asymptotics. Moreover, we prove a unique continuation result for eigenfunctions and decay properties of general eigenfunctions. The proofs rely on a detailed analysis of the geometry which employs a Copy-and-Paste procedure based on the Gauß-Bonnet theorem.

1. INTRODUCTION

In recent years consequences of curvature bounds on the geometry and spectral theory of graphs have been intensively studied. For planar graphs a notion of curvature was introduced by Stone [S] going back to ideas to Alexandrov and even Descartes. Recently, the study of this curvature gained some momentum. For positive and non-negative curvature geometric consequences and harmonic functions were studied in [CC, DM, HJ, HJL, S, Z]. On the other hand, the geometry of negative and non-positive curvature was investigated in [BP1, BP2, H, K2, KPe, O, Woe] as well as for spectral consequences see [BHK, KLPS, K1, K2]. For more recent work on sectional curvature of polygonal complexes see [KPP1].

The subject of this paper are planar graphs with large negative curvature outside of a finite set and we are interested in the spectral theory of the Laplacian or more general that of Schrödinger operators. Especially, we study the asymptotics of eigenvalues, existence of eigenfunctions of compact support and decay properties of eigenfunctions in general.

Let us discuss the results of the paper in the light of the existing literature. In [K1] it was proven that if the curvature tends to negative infinity uniformly then the spectrum of the Laplacian is purely discrete. The first order term of the eigenvalue asymptotics was obtained [BGK, G] for so called sparse graphs which include planar graphs. Here we get a hold on the second order term of the asymptotics of the eigenvalues in the case of planar graphs with uniformly decreasing curvature, see Theorem 1.3 and Corollary 1.4.

Next, we turn to eigenfunctions. In [KLPS, K2] unique continuation results for graphs with non-positive corner curvature were shown. However, these results are rather delicate and fail to hold for example for the Kagome lattice which has non-positive vertex curvature only, see [KLPS]. Moreover, we also present an example that the failure of the curvature assumption on a finite set can lead to infinitely many compactly supported eigenfunctions, see Section 3.7. On the other hand, we

show that if the curvature is sufficiently negative outside of a finite set, then compactly supported eigenfunctions can occur in a finite region only, see Theorem 1.5.

Finally, we prove Agmon estimates as they were recently obtained in [KPo] to give decay results on general eigenfunctions, Theorem 1.6.

To prove these results we carefully study the geometry of graphs with large degree outside of finite set. The underlying philosophy (which is made precise later in the paper) is that we can continue such a planar graph to a tessellation with non-positive corner curvature after generously removing the set of positive curvature.

While the geometric results are mainly phrased without mentioning curvature the proofs make use of the Gauß-Bonnet theorem – which essentially involves curvature. Firstly, the geometric results include statements about the sphere structure of the graph sufficiently far outside. These considerations yield immediately a Cartan-Hadamard type result about continuation of geodesics, see Theorem 1.1 for these results. While we also recover some of the results of [BP1, BP2] our approach is independent of theirs. Secondly we investigate the existence of spanning trees that are in some sense close to the original graphs. In particular, we show that there exist spanning trees that are bounded perturbations of the original graph, Theorem 1.2.

These geometric results are then applied to the study of the spectral theory of Schrödinger operators in the subsequent.

The paper is structured as follows. In the next subsection we introduce the basic notions and in the subsequent two subsections we present the geometric and spectral results. The proof of the geometric result relies heavily on a so called Copy-and-Paste procedure presented in Section 2. Next, we closely study the case of triangulations in Section 3. Then the geometric results follow rather directly from considering triangulation supergraphs. A result about spanning trees is proven in Subsection 4.1 and the result about continuing a graph with negative curvature outside a finite set to a non-positively curved tessellation is shown in Section 4. The unique continuation result is also proven in this section. Finally, in Section 5 discrete spectrum, the asymptotics of eigenvalues and the decay of eigenfunctions are proven.

1.1. Set up and definitions. Let an infinite connected simple graph $G = (V, E)$ be given. The *degree* $\deg(v)$ of a vertex $v \in V$ is the number of adjacent vertices. We assume $2 \leq \deg(v) < \infty$ for all $v \in V$. We call a sequence of vertices (v_0, \dots, v_n) a *walk* of length n if $v_0 \sim \dots \sim v_n$, where $v \sim w$ denotes that v and w are adjacent.

We denote by d the *natural graph distance* on G which is the length of the shortest walk between two vertices.

We fix a vertex $o \in V$ which we call the *root*. For $r \geq 0$, we define the *sphere* with respect the natural graph distance by

$$S_r := S_r(o) := \{v \in V \mid d(o, v) = r\}.$$

The distance *balls* are defined as

$$B_r := B_r(o) := \{v \in V \mid d(o, v) \leq r\}.$$

For a vertex $v \in S_r$, $r \geq 0$, we call $w \in S_{r\pm 1}$, $v \sim w$ a *forward/backward neighbor* and denote

$$\deg_{\pm}(v) := \{w \in S_{r\pm 1} \mid w \sim v\} \quad \text{and} \quad \deg_0(v) := \{w \in S_r \mid w \sim v\}.$$

We assume that G is a planar graph which is embedded into an orientable topological surface \mathcal{S} homeomorphic to \mathbb{R}^2 . We assume that the embedding of G is *locally finite*, that is for every point in \mathcal{S} there is a neighborhood which intersects only finitely many edges.

From now on, when we speak about *planar graphs* we always assume to have an infinite connected simple planar graph which admits a locally finite embedding.

We associate to G the set of *faces* F whose elements are defined as the closures of the connected components of $\mathcal{S} \setminus \bigcup E$, i.e., the connected components of \mathcal{S} after removing the edge segments. The *boundary* of a face f is defined as the elements of V whose image belongs to f . A *boundary walk* of f is a closed walk which visits every vertex of f . The length of the shortest boundary walk is called the *degree* $\deg(f)$ of the face $f \in F$ and if no closed boundary walks exists we say that f has infinite degree. In what follows we do not distinguish between the graph and its embedding.

The set of *corners* $C(G)$ is given as the set of pairs $(v, f) \in V \times F$ such that v is contained in f . The *degree* $|v, f|$ of a corner (v, f) is the minimal number of times the vertex v is met by a boundary walk of f . The *corner curvature* $\kappa_C : C(G) \rightarrow \mathbb{R}$ is given by

$$\kappa_C(v, f) := \frac{1}{\deg(v)} - \frac{1}{2} + \frac{1}{\deg(f)}.$$

This quantity was first introduced in [BP1, BP2] for tessellations and in [K2] for general planar graphs. Summing over all corners of a vertex gives the *vertex curvature* $\kappa : V \rightarrow \mathbb{R}$

$$\kappa(v) := \sum_{(v, f) \in C(G)} |v, f| \kappa_C(v, f)$$

This quantity was first defined in [S] for tessellations following ideas of Alexandrov and for general planar graphs in [K2]. In [K2] a Gauß-Bonnet formula for this curvature is shown. Moreover, one has since $\deg(v) = \sum_{f \ni v} |v, f|$, for all $v \in V$

$$\kappa(v) = 1 - \frac{\deg(v)}{2} + \sum_{f \in F, f \ni v} |v, f| \frac{1}{\deg(f)}.$$

The most interesting examples are tessellations which are discussed in a slightly more general form in Section 3.7.

We continue by introducing some more notation needed for the paper. For two walks $p = (v_0, \dots, v_n)$ and $q = (w_0, \dots, w_m)$ with $v_n = w_0$ or $v_0 = w_m$, we denote by $p+q$ the walk $(v_0, \dots, v_n, w_1, \dots, w_m)$ if $v_n = w_0$ or $(v_1, \dots, v_n, w_{m-1}, \dots, w_0)$ if $v_n = w_m$. A walk (v_0, \dots, v_n) is called a *path* if the vertices in a walk are pairwise different except for possibly $v_0 = v_n$. We say that n is the length of the path. Moreover, a walk (v_n) is called a *geodesic* if $d(v_0, v_n) = n$ for all n . For a walk $p = (v_0, \dots, v_n)$, we denote its vertex set by $V(p) = \{v_0, \dots, v_n\}$ and call it the *trace* of p . We call the vertices v_1, \dots, v_{n-1} the *inner vertices* and v_0, v_n the *outer vertices* of the walk p . We call p *closed* if $v_0 = v_n$. Note that the definition of a path does not allow repetition of vertices apart from the beginning and the ending vertex. To stress this we sometimes refer to closed paths also as simply closed paths.

Each simply closed path p in the graph induces a simply closed curve with image $\gamma(p)$ in the surface \mathcal{S} where the graph is embedded. By Jordan's curve theorem,

this induces a partition of \mathcal{S} as

$$\mathcal{S} = \mathcal{B}(p) \cup \gamma(p) \cup \mathcal{U}(p),$$

where $\mathcal{B}(p)$ and $\mathcal{U}(p)$ are respectively the bounded and the unbounded connected component of $\mathcal{S} \setminus \gamma(p)$.

For a subset $W \subseteq V$, let G_W be the *induced subgraph* (W, E_W) , where $E_W \subseteq E$ is the set of edges with beginning and end vertex in W . We say that G_W has a *closed boundary path* if there is a closed path p within the graph G_W such that $\mathcal{B}(p) \cap V = W$. Every vertex in W not contained in a boundary path is called an *interior vertex* of G_W . Indeed, boundary walks are unique up to enumeration.

When we consider two planar graphs G and G' at the same time we denote the degree on G' by \deg' or $\deg^{(G')}$, the curvatures by κ'_C or $\kappa_C^{(G')}$, κ' or $\kappa^{(G')}$ and the natural graph distance by d' or $d^{(G')}$.

1.2. Geometric results. In this work we first show that planar graphs with vertex degree large outside a finite set are in some sense really close to tree graphs. We shall consider two situations. First, we consider $\deg \geq 6$ for all vertices except possibly for the root and secondly $\deg \geq 7$ outside of a finite set.

The first theorem is a Cartan-Hadamard type theorem. This says that (sufficiently long) geodesics can be continued indefinitely which is equivalent to the function $d(o, \cdot)$ not having local maxima (outside of a finite set). In the literature this is also referred to as absence or emptiness of the cut-locus (which is the set where $d(o, \cdot)$ attains its local maxima), [BP1, BP2].

Furthermore the theorem includes a remarkable structural statement about distance spheres. To this end, we say a subset W of a planar graph G can be *cyclically ordered* if there is planar supergraph G' of G such that W is the trace of a simply closed path of G' .

Theorem 1.1. *Let $G = (V, E)$ be a planar graph, such that one of the following conditions hold:*

- (a) $\deg \geq 6$ outside of the root o .
- (b) $\deg \geq 7$ outside of some finite set.

Then, then there exists of a finite set $K \subseteq V$ (which can be chosen to be $K = \{o\}$ in case (a)) such that for all $v \in V \setminus K$

$$\deg_0(v) \leq 2 \quad \text{and} \quad 1 \leq \deg_-(v) \leq 2.$$

In particular, any geodesic reaching $V \setminus K$ from o can be continued indefinitely. Furthermore, all the spheres outside of $V \setminus K$ can be cyclically ordered.

Observe that parts of the results of (a) are already included in [BP1, BP2] since $\deg \geq 6$ implies $\kappa_C \leq 0$ but our proof follows a completely different strategy. However, our techniques also allow us to change our graphs by replacing a finite set with a vertex such that they become graphs with κ_C everywhere. This is discussed in detail in Section 3.7.

The second consequence is that planar graphs with large vertex degree are close to some of their spanning trees.

Theorem 1.2. *Let G be a planar graph, such that one of the following conditions hold:*

- (a) $\deg \geq 6$ outside of the root o .

(b) $\deg \geq 7$ outside of some finite set.

Then, there exists a spanning tree T of G such that outside of a finite set the vertex degrees of T and G differs at most by 4, where the finite set is empty in case (a). Furthermore, T and G have the same sphere structure.

Remark. The existence of spanning trees with certain properties is also treated in [BS, FP].

Remark. Our techniques of proof allow us to quantify the finite set in the theorems, Theorem 1.1 and Theorem 1.2. In fact, given the radius of the ball out of which the degree is larger than 7, one can give an estimate on the radius of the ball such that outside of this ball the statements hold.

Remark. It would be interesting to study whether the criteria $\deg \geq 6$ outside of the root or $\deg \geq 7$ outside of a finite set can be replaced by a weaker curvature type assumption. In the case of triangulations $\deg \geq 6$ is equivalent to $\kappa_C \leq 0$ and $\deg \geq 7$ is equivalent to $\kappa_C < 0$. It remains an open question which of the results still hold for $\deg \geq 6$ outside of a finite set.

The proof of the geometrical results above for general graphs is given in Section 4. It will follow from the case of planar triangulations by an embedding into a triangulation supergraph. The case of triangulation is investigated in Section 3. It uses a Copy-and-Paste procedure given in Section 2 and a fine study of an adapted new sphere structure.

1.3. Spectral consequences. In this section, we turn to some spectral consequences for the Laplacian on $\ell^2(V)$. We introduce some notation first.

Denote the space of square summable real valued functions by $\ell^2(V)$, the corresponding scalar product by $\langle \cdot, \cdot \rangle$ and the norm by $\| \cdot \|$.

We consider the Laplace operator $\Delta = \Delta_G$ defined as

$$D(\Delta) := \{ \varphi \in \ell^2(V) \mid (v \mapsto \sum_{w \sim v} (\varphi(v) - \varphi(w))) \in \ell^2(V) \}$$

$$\Delta \varphi(v) := \sum_{w \sim v} (\varphi(v) - \varphi(w)).$$

The operator is positive and selfadjoint (confer [Woj1, Theorem 1.3.1.]).

For a function $g : V \rightarrow \mathbb{R}$, we denote with slight abuse of notation the operator of multiplication again by g and

$$g(\varphi) := \sum_{v \in V} g(v) \varphi(v)^2$$

and for $\varphi \in C_c(V)$ (which are the real valued functions of compact support).

For two self-adjoint operators A and A' on $\ell^2(V)$ and a subspace $D_0 \subseteq D(A) \cap D(A')$ we write $A \leq A'$ on D_0 if $\langle A\varphi, \varphi \rangle \leq \langle A'\varphi, \varphi \rangle$ for $\varphi \in D_0$.

For a function q , we let the positive and negative part be given by $q_{\pm} = \max\{\pm q, 0\}$. We denote by K_{α} , $\alpha \in (0, 1]$, the class of potentials $q : V \rightarrow \mathbb{R}$ such that there is $C \geq 0$ such that

$$q_- \leq \alpha(\Delta + q_+) + C, \quad \text{on } C_c(V).$$

As the operator $(\Delta + q)|_{C_c(V)}$ is symmetric and bounded from below for q in K_{α} , $\alpha \in (0, 1]$, there exists the Friedrich extension which we also denote by $\Delta + q$.

For a self-adjoint operator A which is bounded from below, we denote the discrete eigenvalues below the bottom of the essential spectrum by $\lambda_n(A)$ in increasing order counted with multiplicity for all $n \geq 0$ for which they exist. We denote

$$d_n = \lambda_n(\text{deg} + q), \quad n \geq 0.$$

Furthermore, we use the Landau notation $o(a_n)$ for a sequences (b_n) such that $b_n/a_n \rightarrow 0$ as $n \rightarrow \infty$.

The following theorem is the main result about the asymptotics of eigenvalues.

Theorem 1.3. *Let G be a planar graph and $q \in K_\alpha$, $\alpha \in (0, 1)$. Then the spectrum of $\Delta + q$ is purely discrete if and only if*

$$\sup_{K \subset V \text{ finite}} \inf_{v \in V \setminus K} (-\kappa(v) + q(v)) = \infty.$$

In this case and if $q \geq 0$

$$d_n - 2\sqrt{d_n} - o(\sqrt{d_n}) \leq \lambda_n(\Delta + q) \leq d_n + 2\sqrt{d_n} + o(\sqrt{d_n}).$$

Remark. (a) The first part of the theorem above was announced in [K3] and is a unification of [K1, Theorem 3] and [KL, Corollary 21] for Schrödinger operators on planar graphs. The second part improves the considerations of [BGK, G] by giving the second order term on the eigenvalue asymptotics.

(b) For potentials q in $\bigcap_{\alpha \in (0,1)} K_\alpha$ instead of $q \geq 0$, one has still the same first term of the eigenvalue asymptotics, see [BGK].

In the case of planar graphs with constant face degree we can even prove bounds with an even more geometric flavor. For $k \geq 3$, denote

$$\gamma(k) := 2\pi \frac{2(k-2)}{k},$$

that is, if a face $f \in F$ with $\text{deg}(f) = k$ is a regular k -gon, then $\gamma(k)$ is the inner angle of f . Moreover, denote

$$\kappa_n = -\lambda_n(-\kappa), \quad n \geq 0,$$

and in case there are infinitely many κ_n (which are a decreasing sequence) we let

$$\kappa_\infty = \lim_{n \rightarrow \infty} \kappa_n.$$

Corollary 1.4. *Let G be a planar graph and suppose the face degree is constantly k outside of some finite set. The operator Δ has purely discrete spectrum if and only if*

$$\kappa_\infty = -\infty.$$

In this case, $\kappa_n \leq 0$ for large n and

$$-\frac{2\pi}{\gamma(k)}\kappa_n - 2\sqrt{-\frac{2\pi}{\gamma(k)}\kappa_n} - o(\sqrt{\kappa_n}) \leq \lambda_n(\Delta) \leq -\frac{2\pi}{\gamma(k)}\kappa_n + 2\sqrt{-\frac{2\pi}{\gamma(k)}\kappa_n} + o(\sqrt{\kappa_n}).$$

The proofs of the preceding theorems and corollaries are given in Section 5.

From the results above we learn that in the case of uniformly unbounded curvature the spectrum consists of discrete eigenvalues. The following corollary is a unique continuation result telling us that outside of a compact set eigenfunctions have unbounded support.

Theorem 1.5. *Let G be a planar graph. Assume*

$$\kappa_\infty = -\infty.$$

Then, outside of a finite set there are no eigenfunctions of compact support of $\Delta + q$ for all $q \in K_1$. In particular, there are at most finitely many linearly independent eigenfunctions of compact support.

Remark. (a) In [KLPS, Theorem 1], [K2, Theorem 9] it is proven for tessellations and locally tessellating graphs that $\kappa_C \leq 0$ implies absence of compactly supported eigenfunctions for the operator $\Delta + q$. We emphasize that Theorem 1.5 is not a simple perturbation result of [K2, KLPS]. Indeed, unique continuation is a rather subtle issue on discrete spaces. For example there are spaces with $\kappa \leq 0$ and which admit compactly supported eigenfunctions see e.g. [BP1]. See also Example 3.14 in Section 3.6.

(b) Validity of the theorem does not depend on the particular choice of $\Delta + q$ but holds for arbitrary nearest neighbor operators (i.e., with arbitrary complex coefficients for the edges and arbitrary complex potentials), see Theorem 3.12 in Section 3.6.

(c) From the proof of Theorem 1.5, we can deduce an explicit estimate on the size of the set where compactly supported eigenfunctions can be supported, see Theorem 4.2.

For the other eigenfunctions we obtain a result on the decay which is based on Agmon type estimates as they are developed in [KPo]. In Section 5, we give a simplified proof which is adapted to the situation of planar graphs.

Theorem 1.6. *Let G be a planar graph. Assume*

$$\kappa_\infty = -\infty.$$

Then, any eigenfunction $u \in D(\Delta)$ of Δ satisfies

$$\alpha^{d(o,\cdot)} u \in \ell^2(X, \text{deg}),$$

for all $0 < \alpha < 1 + \sqrt{2}$.

2. COPY-AND-PASTE LEMMAS

In this section we prove a lemma that shows that certain subgraphs imply the presence of positive curvature. The proof works by making several copies of the subgraph and pasting them along the boundary path. The resulting graph can be embedded in the two dimensional sphere. We then apply a discrete Gauß-Bonnet theorem. Similar ideas can be found in [K2].

Lemma 2.1 (Copy-and-Paste Lemma). *Let $G' = (V', E')$ be a subgraph of a planar graph $G = (V, E)$ with a simply closed boundary path p in G' such that there are (at most) three vertices $v_0, v_1, v_2 \in V(p)$ such that*

- (a) $\text{deg}'(v) \geq 4$ for all $v \in V(p) \setminus \{v_0, v_1, v_2\}$,
- (b) $\text{deg}'(v_0) \geq 3$,
- (c) $\text{deg}'(v_1), \text{deg}'(v_2) \geq 2$.

Then, there is $v \in V' \setminus V(p)$ such that

$$\kappa(v) = \kappa'(v) > 0.$$

Proof. The proof uses by a copy and paste procedure applied to G' with boundary path $p = p_0 + p_1 + p_2$ which is illustrated in Figure 1.

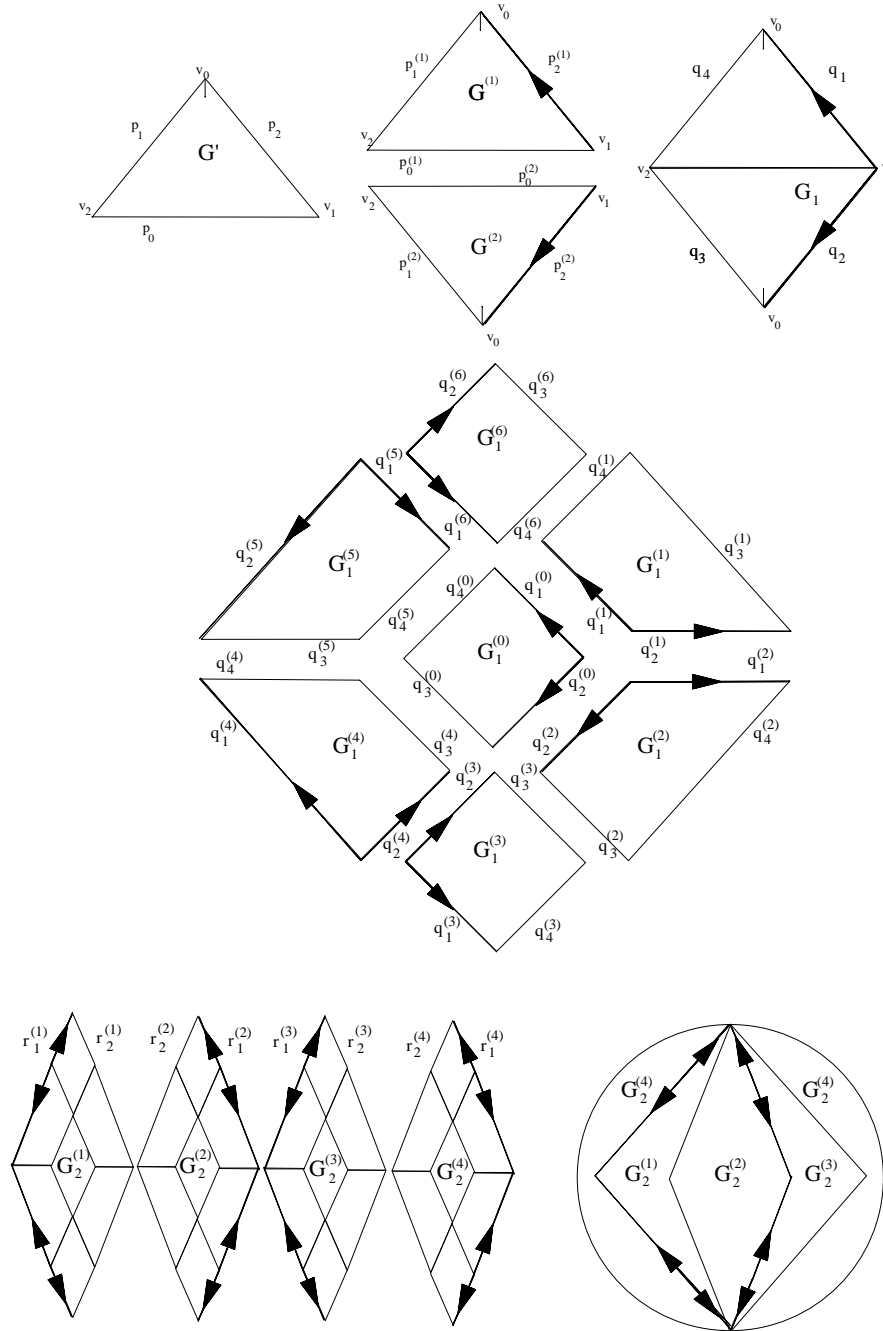


FIGURE 1. An illustration of the copy and paste procedure. (The arrows only indicate the orientation of the subpaths.)

We denote the subpath of p from v_1 to v_2 by p_0 , the subpath of p from v_2 to v_0 by p_1 the one from v_0 to v_1 by p_2 . We make two copies $G^{(1)}, G^{(2)}$ of G' and denote the corresponding copies of p_j by $p_j^{(1)}$ and $p_j^{(2)}$, $j = 0, 1, 2$. We paste $G^{(1)}$ and $G^{(2)}$ along $p_0^{(1)}$ and $p_0^{(2)}$ (after reflecting $G^{(2)}$ – where reflecting always means with respect to the path along the graphs are pasted). We denote the resulting graph by G_1 . We denote the boundary path of G_1 in the following way: Denote $p_1^{(1)}$ by q_4 , $p_1^{(2)}$ by q_3 , $p_2^{(2)}$ by q_2 and $p_2^{(1)}$ by q_1 .

Let us keep track of the vertex degrees in G_1 :

- All vertices in the glued path of $p_0^{(1)}$ and $p_0^{(2)}$ have degree at least 6 in G_1 .
- The copies of the vertices v_1 and v_2 in $G^{(1)}$ and $G^{(2)}$ that are merged have now vertex degree at least 3 in G_1 .
- The two copies of v_0 in G_1 have still vertex degree at least 3.
- All other vertices in the boundary path have degree at least 4.

Next, we make seven copies $G_1^{(j)}$, $j = 0, \dots, 6$, of G_1 and we denote the corresponding subpaths of the boundary by $q_1^{(j)}, \dots, q_4^{(j)}$, $j = 0, \dots, 6$. We paste:

- $G_1^{(0)}$ to $G_1^{(1)}$ along $q_1^{(0)}$ and $q_1^{(1)}$ (after reflecting $G_1^{(1)}$),
- $G_1^{(0)}$ to $G_1^{(2)}$ along $q_2^{(0)}$ and $q_2^{(2)}$ (after reflecting $G_1^{(2)}$),
- $G_1^{(1)}$ to $G_1^{(2)}$ along $q_2^{(1)}$ and $q_1^{(2)}$ (which is possible as $q_2^{(1)}$ and $q_1^{(2)}$ both originate from p_1),
- $G_1^{(2)}$ to $G_1^{(3)}$ along $q_3^{(2)}$ and $q_3^{(3)}$ (after rotating $G_1^{(3)}$),
- $G_1^{(0)}$ to $G_1^{(4)}$ along $q_3^{(0)}$ and $q_3^{(4)}$ (after reflecting $G_1^{(4)}$),
- $G_1^{(3)}$ to $G_1^{(4)}$ along $q_2^{(3)}$ and $q_2^{(4)}$,
- $G_1^{(0)}$ to $G_1^{(5)}$ along $q_4^{(0)}$ and $q_4^{(5)}$ (after reflecting $G_1^{(5)}$),
- $G_1^{(4)}$ to $G_1^{(5)}$ along $q_4^{(4)}$ and $q_3^{(5)}$ (which is possible as $q_4^{(4)}$ and $q_3^{(5)}$ both originate from p_2),
- $G_1^{(5)}$ to $G_1^{(6)}$ along $q_1^{(5)}$ and $q_1^{(6)}$ (after rotating $G_1^{(6)}$),
- $G_1^{(1)}$ to $G_1^{(6)}$ along $q_4^{(1)}$ and $q_4^{(6)}$

We denote the resulting graph by G_2 and the boundary path $q_1^{(3)} + q_1^{(4)} + q_2^{(5)} + q_2^{(6)}$ by r_1 and $q_3^{(6)} + q_3^{(1)} + q_4^{(2)} + q_4^{(3)}$ by r_2 . We summarize some facts about the vertex degrees in G_2 :

- All vertices in G_2 that are not in the boundary path of G_2 but were in the boundary paths of $G_1^{(0)}, \dots, G_1^{(6)}$ have vertex degree at least 6. (The inner vertices of $q_1^{(j)}, \dots, q_4^{(j)}$, $j = 0, \dots, 6$, had vertex degree at least 4 before being pasted. The outer vertices of $q_1^{(j)}, \dots, q_4^{(j)}$, which are originating from the vertices u, u' and v , had vertex degree at least 3 before and each is pasted to at least three copies.)
- The vertex in the boundary path in the intersection of $q_1^{(3)}$ and $q_4^{(3)}$ from $G_1^{(3)}$ (which originated from a copy of v) has vertex degree at least 3. The same applies to the vertex in the intersection of $q_2^{(6)}$ and $q_3^{(6)}$ from $G_1^{(6)}$.
- All other vertices in the boundary path of G_2 have vertex degree at least 4.

Next, we make four copies $G_2^{(1)}, \dots, G_2^{(4)}$ of G_2 . We paste:

- $G_2^{(1)}$ to $G_2^{(2)}$ along $r_2^{(1)}$ and $r_2^{(2)}$ (after reflecting $G_2^{(2)}$),
- $G_2^{(2)}$ to $G_2^{(3)}$ along $r_1^{(2)}$ and $r_1^{(3)}$,

- $G_2^{(3)}$ to $G_2^{(4)}$ along $r_2^{(3)}$ and $r_2^{(4)}$ (after reflecting $G_2^{(4)}$)
- after embedding the resulting graph into the two dimensional sphere \mathbb{S}^2 we paste $G_2^{(1)}$ to $G_2^{(4)}$ along $r_1^{(1)}$ and $r_1^{(4)}$.

The resulting graph $G_3 = (V_3, E_3)$ is a planar graph that can be embedded in the sphere \mathbb{S}^2 . By the Gauß-Bonnet formula, see e.g. [K2, Proposition 1] (or [BP1] for tessellations),

$$\sum_{v \in V_1} \kappa^{(G_3)}(v) = \chi(\mathbb{S}^2) = 2,$$

where χ denotes the Euler characteristic which equals 2 for the sphere. Denote the vertices in G_3 that result from copies of vertices in $V(p)$ of the original subgraph G' by $V_3^{(p)}$. By our construction they have degree at least 6 in G_3 . Thus, $\kappa^{(G_3)}(v) \leq 0$ for any such vertex $v \in V_3 \setminus V_3^{(p)}$. (Note that the minimal face degree is 3 due to triangles and, therefore, $\kappa_C^{(G_3)}(v, f) \leq 1/6 - 1/2 - 1/3 = 0$ which implies $\kappa^{(G_3)}(v) \leq 0$). On the other hand, for every vertex $v' \in V' \setminus V(p)$ there are $56 = 2 \cdot 7 \cdot 4$ copies in $V_3 \setminus V_3^{(p)}$ and for any such copy v of v' we have $\kappa^{(G_3)}(v) = \kappa^{(G')}(v) = \kappa^{(G)}(v)$. In conclusion, we have

$$2 = \sum_{v \in V_3} \kappa^{(G_3)}(v) \leq \sum_{v \in V_3 \setminus V_3^{(p)}} \kappa^{(G_3)}(v) = 56 \sum_{v \in V' \setminus V(p)} \kappa^{(G')}(v),$$

which implies the statement. \square

There is an immediate corollary which will play a major role in the considerations below.

Corollary 2.2. *Let $G' = (V', E')$ be a subgraph of a planar graph $G = (V, E)$ with a simply closed boundary path such that every interior vertex has degree larger or equal to 6 in G' and all but two vertices in the boundary path have degree at least 3. Then, there are at least four vertices in the boundary path that have vertex degree at most 3 in G' .*

Proof. Suppose all but three vertices in the boundary path have degree larger or equal to 4. Then, the assumptions of the lemma above are fulfilled and, therefore, there exists a vertex in the interior with positive curvature. This however is impossible by the assumption that the vertex degrees of the interior vertices are larger or equal to 6. \square

3. TRIANGULATIONS

In this section we begin by proving Theorem 1.1 and its consequences in the simpler case of triangulations. The case of general planar graphs will be investigated in Section 4.

To phrase the result in the special case of triangulations we need some notation first. We denote \mathcal{B}_r the embedding of the vertices and the edges of the distance balls B_r , confer Section 1.1, into \mathcal{S} . Since \mathcal{B}_r is a compact set, $\mathcal{S} \setminus \mathcal{B}_r$ admit only one unbounded connected component that we denote by \mathcal{U}_r . We also denote

$$U_r := V \cap \mathcal{U}_r.$$

Observe that in general V only strictly includes the union $B_r \cup U_r$ as there can be vertices in \mathcal{B}_r which distance larger than r from the root which are however enclosed by vertices in B_r .

Theorem 3.1. *Let $G = (V, E)$ be a planar triangulation such that one of the following assumptions holds:*

- (a) $\deg \geq 6$ outside of the root o .
- (b) $\deg \geq 7$ outside of B_r for some $r \geq 0$.

Let $v \in S_R \cap U_r$ with $R > r + \log_2 |S_r|$, (where $r = 0$ in case (a)). Then,

$$\deg_0(v) = 2 \quad \text{and} \quad 1 \leq \deg_-(v) \leq 2.$$

In particular, any geodesic reaching such a vertex v from o can be continued indefinitely. Furthermore, all spheres $S_R \cap U_r$ are given by a cyclic path.

Remark. In Section 3.4 we show that we can extend our techniques so that the results also hold for all $v \in S_R$ instead of $S_R \cap U_r$. However, the result as stated above is enough to prove our main results.

To prove the theorem we employ the copy and paste procedures above. But before we have to introduce a new sphere structure that takes heed of the fact that geodesics might not be continued to infinity.

3.1. A new sphere structure. We first introduce some notation. Recall that for each simply closed path p in the graph induces a simply closed curve with image $\gamma(p)$ in the surface \mathcal{S} where the graph is embedded. Furthermore, recall that Jordan's curve theorem induces a partition of \mathcal{S} as

$$\mathcal{S} = \mathcal{B}(p) \cup \gamma(p) \cup \mathcal{U}(p),$$

with $\mathcal{B}(p)$ and $\mathcal{U}(p)$ being respectively the bounded and the unbounded connected component of $\mathcal{S} \setminus \gamma(p)$.

We also denote

$$B(p) := V \cap \overline{\mathcal{B}(p)} = V \cap (\mathcal{B}(p) \cup \gamma(p)) \quad \text{and} \quad U(p) := V \cap \mathcal{U}(p).$$

Furthermore, recall that we denoted $V(p) := V \cap \gamma(p)$.

Lemma 3.2. *Let G be planar triangulation and $r \geq 0$. The subgraph induced by U_r is connected and infinite. Moreover if $w \sim w'$ with $w \in U_r$ and $w' \notin B_r$, then $w' \in U_r$.*

Proof. First since \mathcal{U}_r is unbounded, the fact that the subgraph induced by G on U_r is infinite is clear. Let $v, w \in U_r$. First, let γ be a simply closed curve in \mathcal{S} such that v, w are on γ and B_r lies in the open bounded region enclosed by γ . Let f_1, \dots, f_n be a path of faces which γ passes through from v to w , i.e., two subsequent faces intersect in exactly one edge which is crossed by γ . These edges have at least one vertex outside of B_r which we denote by v_1, \dots, v_n . Two subsequent vertices v_j and v_{j+1} are connected by a path of boundary vertices of f_j which are not included in B_r , $j = 1, \dots, n-1$. This induces a path in the graph between v and w in U_r . The last statement is easy: indeed if $w \sim w'$, $w \in U_r$ and $w' \notin B_r$, the edges joining w to w' gives a curve in $\mathcal{S} \setminus B_r$. Thus w and w' are in the same connected component of $\mathcal{S} \setminus B_r$ and the statement follows. \square

Note that since the other connected components of $\mathcal{S} \setminus B_r$ are bounded, the other induced graphs are finite.

The following definition turns to be an important object in our study.

$$V_r := \{v \in B_r \mid \text{there is } w \in U_r \text{ such that } v \sim w\}.$$

Lemma 3.3. *Let G be planar triangulation. For every $r \geq 1$, there exists a simply closed path of vertices p_r such that $V_r = V(p_r)$. Moreover, one has*

$$B_r \subseteq B(p_r), \quad \text{and} \quad U_r = U(p_r) \subseteq V \setminus B_r.$$

Furthermore, one also has

$$\begin{aligned} V_r &= \{v \in S_r \mid \text{there is } w \in U_r \text{ such that } v \sim w\} \\ &= \{v \in B(p_r) \mid \text{there is } w \in U_r \text{ such that } v \sim w\}. \end{aligned}$$

Proof. We show $\emptyset \neq V_r \subseteq S_r$: Since the graph is connected, V_r is not empty. Moreover, by construction, $U_r \subseteq V \setminus B_r$. So, for a vertex in V_r to be connected to U_r it cannot be in B_{r-1} . Thus, we have $V_r \subseteq (V \setminus B_{r-1}) \cap B_r = S_r$.

Existence of a simply closed path p_r with $V(p_r) \subseteq V_r$: We now claim that for every vertex in $v \in V_r$, there are (at least) two distinct adjacent vertices in V_r . This easily follows by considering the combinatorial neighborhood of $v \in S_r$ which includes a neighbor v_- in S_{r-1} and v_+ in $S_{r+1} \cap U_r$ and using that G is a triangulation. Since S_r is finite, there necessarily exists a simply closed path p_r of vertices in V_r .

We show that the root o is in $B(p_r)$: By construction of the simply closed path p_r , and its image $\gamma(p_r)$ which is a simply closed curve in \mathcal{S} , there exist two vertices $v_- \in S_{r-1}$ and $v_+ \in S_{r+1} \cap U_r$ which do not belong to the same connected component of $\mathcal{S} \setminus \gamma(p_r)$. Since $V(p_r) \subseteq S_r \subseteq B_r$, one has $U_r \subseteq U(p_r)$. Thus, $v_+ \in U(p_r)$ and $v_- \in B(p_r)$. Furthermore, all the vertices on the geodesic between the root o and v_- belong to the same connected component and, therefore, belong to $B(p_r)$.

We show $U(p_r) \subseteq V \setminus B_r$ and $B_r \subseteq B(p_r)$: The two statements are equivalent by taking the complement. Let us prove the first statement. Let $v \in U(p_r)$ and consider a geodesic from o to v . By connectedness, it has to cross the simply closed curve $\gamma(p_r)$ arising from p_r and must contain a vertex in $V(p_r)$, necessarily different from v . Since $V(p_r) \subseteq S_r$, one has $d(o, v) \geq r + 1$. Thus, v is not in B_r .

We show $V_r = V(p_r)$: Since we constructed p_r such that $V(p_r) \subseteq V_r$, we are left to show $V_r \subseteq V(p_r)$. Let $v \in V_r$ and $w \in U_r$ such that $v \sim w$. Consider a geodesic p from o to v . Thus, adding w to the end of p is a geodesic between o and w which, by connectedness, must cross $V(p_r)$, since $o \in B(p_r)$ and $w \in U_r \subseteq U(p_r)$. Recalling $V(p_r) \subseteq S_r$, this implies $v \in V(p_r)$.

We show $U_r = U(p_r)$: We already noticed that $U_r \subseteq U(p_r)$. The reverse inclusion follows from the following general connectedness result: Let $A \subseteq B \subseteq E$ in a topological space E and let O_A be an arc-connected component of $E \setminus A$ such that $O_A \subseteq E \setminus B$. Then, O_A is also an arc-connected component of $E \setminus B$.

Finally, we turn to the last two equalities concerning V_r . The first equality is clear, since we already know $V_r \subseteq S_r$. We turn to the second equality. Let $v \in B(p_r)$ and $w \in U_r = U(p_r)$ such that $v \sim w$. Let p be any path from o to v . Since $o \in B(p_r)$, $w \in U(p_r)$ and $v \sim w$, there is $u \in V(p)$ such that $u \in V(p_r)$. Consider the last vertex u in the path p_r with this property. Then this vertex and all the following vertices including v must be in $V(p_r) \cup U(p_r)$. Since $v \notin U(p_r)$, we conclude $v \in V(p_r) = V_r$. \square

We define inductively $\Sigma_0 = S_0 = \{o\}$ and

$$\Sigma_r := B(p_r) \setminus \Sigma_{r-1} \quad \text{and} \quad \partial \Sigma_r := V(p_r), \quad r \geq 1.$$

This gives a decomposition of V into a “new sphere structure”. This new sphere structure is also called a “1-dimensional decomposition” in the literature. We denote

$$B_r^{(\Sigma)} := \bigcup_{k=0}^r \Sigma_k$$

for $r \geq 0$. Note that $B_r^{(\Sigma)} = B(p_r)$ for $r \geq 1$.

Lemma 3.4. *Let G be a planar triangulation. Let $r, r' \geq 0$ and $v \in \Sigma_r$, $w \in \Sigma_{r'}$ such that $v \sim w$, then*

$$|r' - r| \leq 1.$$

Proof. Let $r \geq 0$, $l \geq 1$ and $v \in \Sigma_r$, $w \in \Sigma_{r+l}$ such that $v \sim w$. Since by construction $B(p_r) = B_r^{(\Sigma)}$, we deduce $w \in U(p_r) = U_r$ (where p_r is taken from Lemma 3.3). By definition of V_r and $v \sim w$, we obtain $v \in V_r = \partial\Sigma_r \subseteq S_r$ and, therefore, $w \in S_{r+1}$. Hence, $w \in B_{r+1}^{(\Sigma)}$ as $B_{r+1} \subseteq V \cap B(p_{r+1}) = B_{r+1}^{(\Sigma)}$. Thus, $w \in \Sigma_{r+1}$ that is $l = 1$ and the result follows. \square

Next, we analyze this new sphere structure more closely. To this end, we denote by $\deg_{\pm}^{(\Sigma)}(v)$ (respectively $\deg_0^{(\Sigma)}(v)$) the number of neighbors of a vertex $v \in \Sigma_r$ in $\Sigma_{r\pm 1}$ (respectively in Σ_r).

Lemma 3.5. *In a planar triangulation we have*

$$\partial\Sigma_r = V_r,$$

for all $r \geq 1$. Moreover, on $\partial\Sigma_r$,

$$\deg_+ \geq \deg_+^{(\Sigma)} \geq 1, \quad \deg_- = \deg_-^{(\Sigma)} \geq 1 \quad \text{and} \quad 2 \leq \deg_0 \leq \deg_0^{(\Sigma)}$$

and, on $\Sigma_r \setminus \partial\Sigma_r$,

$$\deg_+^{(\Sigma)} = 0.$$

Proof. The first statement $\partial\Sigma_r = V_r$ follows directly from Lemma 3.3 and the definition of $\partial\Sigma_r$. We first consider the case of $v \in \partial\Sigma_r = V_r$.

We show $\deg_+(v) \geq \deg_+^{(\Sigma)}(v) \geq 1$ for $v \in \partial\Sigma_r$: We first claim

$$\{w \in S_{r+1} \mid w \sim v\} \supseteq \{w \in \Sigma_{r+1} \mid w \sim v\} \neq \emptyset.$$

Vertices in V_r have (at least) one neighbor in $U_r = U(p_r) = V \setminus B(p_r)$. By definition of Σ_{r+1} these neighbors are exactly the neighbors of v in Σ_{r+1} and we have already seen in Lemma 3.3 that they must belong to S_{r+1} . Thus, we obtain $\deg_+(v) \geq \deg_+^{(\Sigma)}(v) \geq 1$.

We show $\deg_-(v) = \deg_-^{(\Sigma)}(v) \geq 1$ for $v \in \partial\Sigma_r$: To this end, we claim

$$\{w \in \Sigma_{r-1} \mid w \sim v\} = \{w \in \partial\Sigma_{r-1} \mid w \sim v\} = \{w \in S_{r-1} \mid w \sim v\} \neq \emptyset.$$

To see this, we first note that by connectedness $\partial\Sigma_r \subseteq U_{r-1}$. Thus, if $w \in S_{r-1}$ is a neighbor of $v \in \partial\Sigma_r$, then $w \in V_{r-1} = \partial\Sigma_{r-1}$ by definition and, therefore, $w \in \Sigma_{r-1}$. On the other hand, if $w \in \Sigma_{r-1}$ is a neighbor of $v \in \partial\Sigma_r$, then it must belong to $\partial\Sigma_{r-1}$ and as noticed before to S_{r-1} .

We show $2 \leq \deg_0 \leq \deg_-^{(\Sigma)}$ $v \in \partial\Sigma_r$: The second inequality follows from the first two inequalities. Furthermore, $v \in \partial\Sigma_r = V_r$ has two neighbors in $V_r = V(p_r) \subseteq S_r$.

We show $\deg_+^{(\Sigma)}(v) = 0$ for $v \in \Sigma_r \setminus \partial\Sigma_r$: If $v \in \Sigma_r \setminus \partial\Sigma_r$, then v does not admit any neighbor in U_r . Thus, v has no neighbors in Σ_{r+1} since $\Sigma_{r+1} \subseteq U_r$ from which $\deg_+^{(\Sigma)}(v) = 0$ follows.

This finishes the proof. \square

3.2. Elementary cells. In this section we define elementary cells associated to the new sphere structure introduced above. More precisely, we define the elementary cells $C_{v,w}$ and C_v associated to vertices $v, w \in \partial\Sigma_r$ with $v \sim w$.

Let E_r be the set of edges e_1, \dots, e_N connecting vertices in $\partial\Sigma_r$ to vertices $\partial\Sigma_{r-1}$, where the enumeration is in cyclic order with respect to the boundary path p_r from Lemma 3.3. In particular, each vertex in $\partial\Sigma_r$ is contained in at least one of these edges by the definition of V_r which equals $V(p_r) = \partial\Sigma_r$ by the lemmas above. Now, the subgraph $(\Sigma_r \setminus \Sigma_{r-1}) \cup \partial\Sigma_{r-1}$ can be decomposed into N subgraphs W_1, \dots, W_N that have a closed boundary path with edges of $\partial\Sigma_r$, $\partial\Sigma_{r-1}$ and E_r and such that W_j and W_{j+1} intersect precisely in e_j for $j = 1, \dots, N$ (modulo N). Note that each W_j contains exactly one or two vertices of $\partial\Sigma_r$.

If there are two vertices $v, w \in \partial\Sigma_r$ contained in W_j we denote $C_{v,w} := W_j$ and call $C_{v,w}$ an *elementary cell* of type (EC1). We denote the neighbors of v and w in $\partial\Sigma_{r-1}$ by the edges e_j and e_{j+1} by v' and w' (while it might very well happen that $v' = w'$).

On the other hand, if there is only one vertex $v \in \partial\Sigma_r$ contained in W_j , then v is contained in more than one edge of E_r , say e_i, \dots, e_{i+n} . We denote the union of W_{i+1}, \dots, W_{i+n} by C_v and call C_v an *elementary cell* type (EC2).

See Figure 2 for an illustration of the definition.

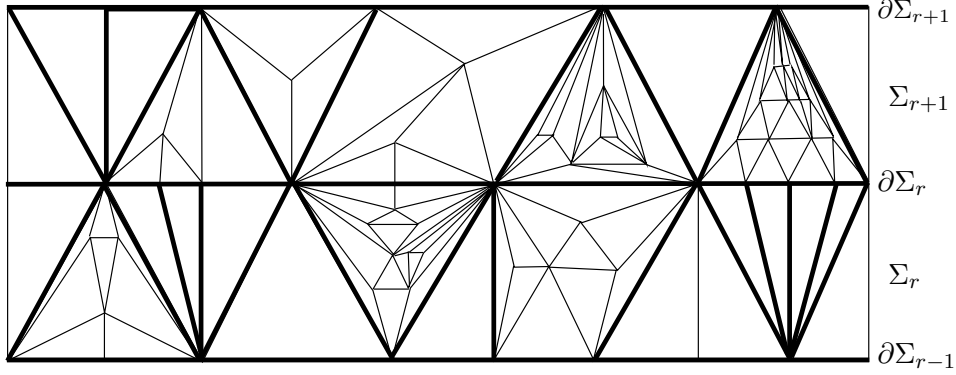


FIGURE 2. An example of a part of Σ_r and Σ_{r+1} , where the horizontal lines indicate the boundary edges connecting $\partial\Sigma_{r-1}$, $\partial\Sigma_r$ and $\partial\Sigma_{r+1}$. The thick lines enclose the elementary cells.

3.3. The induction and the proof for triangulations. In this section, we give the proof of Theorem 3.1 which deals with the case of triangulations. Our strategy is to show that if a triangulation has large vertex degree (outside a finite set) then all the elementary cells (at least outside some other finite set) must have empty interior.

This will yield the results on the degree and the Cartan-Hadamard type result. Moreover, this will also give that the graph has a nice structure since (at least outside some finite set) the sphere are composed exactly by a cyclic closed path.

We introduce the set $Z_R \subseteq \partial\Sigma_R \subseteq S_R$ by

$$Z_R := \{v \in \partial\Sigma_R \mid \deg_+^{(\Sigma)}(v) = 1\}, \quad R \geq 0.$$

Our strategy is to show that if Z_R is non-empty for some R then Z_R grows as R decays. The underlying idea is that vertices in Z_R have a lot of “backward” neighbors due to the large vertex degree which then inductively yields vertices in Z_{R-1} .

We first consider the case $\deg \geq 6$ outside of a finite set. The case $\deg \geq 7$ outside of a finite set will need somewhat more effort.

3.3.1. The case $\deg \geq 6$.

Lemma 3.6. *Let $G = (V, E)$ be a triangulation such $\deg \geq 6$ outside of Σ_r for some $r \geq 0$. If, there are $v, w \in \partial\Sigma_R$, $v \sim w$, $R > r$, such that one of the induced elementary cells C_v and $C_{v,w}$ does not have an empty interior, then this elementary cell contains points in Z_{R-1} and*

$$Z_{R-1} \neq \emptyset.$$

In particular, if there is $R > r$ such that $\Sigma_R \setminus \partial\Sigma_R \neq \emptyset$, then $Z_{R-1} \neq \emptyset$.

Proof. Let $v, w \in \partial\Sigma_R$, $v \sim w$, and consider the elementary cell $C_{v,w}$. Assume the interior of the elementary cell $C_{v,w}$ is non-empty. Since we are in a triangulation, non-emptiness of $C_{v,w}$ implies that each of the vertices v, w, w', v' has vertex degree at least 3 in $C_{v,w}$. Moreover, by Lemma 3.5 any other boundary vertex u of $C_{v,w}$ (in $\partial\Sigma_{R-1}$) has $\deg_+^{(\Sigma)}(u) \geq 1$. So, every vertex in the boundary path of $C_{v,w}$ has degree at least 3 in $C_{v,w}$. We distinguish two cases:

Case 1: One of the vertices v, w, w', v' has degree at least 4 in $C_{v,w}$. Since every vertex in the boundary of $C_{v,w}$ has degree at most 3 and every interior vertex of $C_{v,w}$ has degree at least 6 by assumption, we can apply Corollary 2.2. This yields that there are at least four vertices in the boundary with degree at most 3. Since at least of the vertices v, w, w', v' has degree 4 there is another boundary vertex with degree at most 3. Since the only vertices in $\partial\Sigma_R$ are v, w this vertex is in Σ_{R-1} and, therefore, this vertex is in Z_{R-1} .

Case 2: The vertices v, w, w', v' have all degree 3 in $C_{v,w}$. Since we are in a triangulation, the vertices share a unique common neighbor which we denote by u . The subgraph G' induced by $C_{v,w} \setminus \{v, w\}$ has the boundary $p' = (w', u, v') + q$, where q is the subpath of the boundary path p of $C_{v,w}$ such that $p = (w', w, v, v') + q$. Note that by the assumption $\deg \geq 6$, we infer that u has degree at least 4 in G' . If every inner vertex in the subpath q has vertex degree at least 4 in $C_{v,w}$, then G' satisfies the assumption of the Copy-and-Paste Lemma, Lemma 2.1. Hence, there is an interior vertex with positive curvature in G' . This is, however, impossible by the assumption $\deg \geq 6$. Thus, there is at least one inner vertex in the boundary path q that has vertex degree strictly less than 4 in $C_{v,w}$. Since all vertices in q are in $\partial\Sigma_{R-1}$, they have vertex degree exactly 3 and, thus, this vertex is in Z_{R-1} .

Consider now the elementary cell C_v . If the interior is not empty, then v has vertex degree at least 3 with in C_v . By the Copy-and-Paste Lemma, Lemma 2.1 and a similar argument as above this implies that there is a vertex in Z_{R-1} .

The “in particular” is clear since if $v \in \Sigma_R \setminus \partial\Sigma_R \neq \emptyset$, then v must belong to the interior of some elementary cell. \square

Lemma 3.7 (The base case). *Let $G = (V, E)$ be a triangulation with $\deg \geq 6$ outside of S_r for $r \geq 0$. If there is a vertex $v \in \partial\Sigma_R$, $R > r$, such that*

$$\deg_-^{(\Sigma)}(v) + \deg_0^{(\Sigma)}(v) \geq 5,$$

then

$$Z_{R-1} \neq \emptyset.$$

In particular, if $Z_R \neq \emptyset$, then $Z_{R-1} \neq \emptyset$.

Proof. The assumption on v implies $\deg_-^{(\Sigma)}(v) \geq 3$ or $\deg_0^{(\Sigma)}(v) \geq 3$.

First assume $\deg_0^{(\Sigma)}(v) \geq 3$. As $\partial\Sigma_R = V(p_R)$ by definition and p_R is a simply closed path by Lemma 3.3, the vertex v has at most two neighbors in $\partial\Sigma_R$. Thus, there is another neighbor of v in $\Sigma_R \setminus \partial\Sigma_R$. By Lemma 3.6 we infer $Z_{R-1} \neq \emptyset$.

Now, if $\deg_-^{(\Sigma)}(v) \geq 3$, then the elementary cell C_v which has three vertices in $\partial\Sigma_{R-1}$ in its boundary and at least one of them (i.e., the ones in the middle) belong to Z_{R-1} .

The “in particular” is clear since for $v \in Z_R$ we have by definition $\deg_+^{(\Sigma)}(v) = 1$ and, therefore, $\deg_-^{(\Sigma)}(v) + \deg_0^{(\Sigma)}(v) \geq 5$. Thus, $Z_{R-1} \neq \emptyset$. \square

The proof of Theorem 3.1 now follows directly from the following lemma in which we show that emptiness of Z_R implies the statement of Theorem 3.1.

Lemma 3.8. *Let $G = (V, E)$ be a triangulation such $\deg \geq 6$ outside of B_r and $Z_r = \emptyset$ for some $r \geq 0$. Then, for all $R > r$*

$$\Sigma_R = \partial\Sigma_R = S_R \cap U_r.$$

Furthermore, the following statements hold:

(a) For all $v \in U_r$

$$\deg_0(v) = 2 \quad \text{and} \quad 1 \leq \deg_-(v) \leq 2.$$

(b) $S_R \cap U_r$ is given by a cyclic path for each $R > r$.

Proof. We first show that $\Sigma_R = \partial\Sigma_R$ for all $R > r$. Assume by contradiction that there is $R > r$ such that $\Sigma_R \setminus \partial\Sigma_R \neq \emptyset$. Then, by Lemma 3.6, this implies that $Z_{R-1} \neq \emptyset$. By induction we infer $Z_r \neq \emptyset$ which contradicts the assumption. Thus, $\Sigma_R = \partial\Sigma_R$.

We now introduce the two following partitions of U_r

$$U_r = \bigcup_{R \geq r+1} \Sigma_R \quad \text{and} \quad U_r = \bigcup_{R \geq r+1} S_R \cap U_r.$$

The first one follows since, by construction, $B_r^{(\Sigma)} = B(p_r)$ and the second one since $U_r \subseteq V \setminus B_r$. Thus, using $\Sigma_R = \partial\Sigma_R$ and Lemma 3.5, we obtain

$$\Sigma_R = \partial\Sigma_R = V_R \subseteq S_R \cap U_r.$$

Necessarily, as the disjoint union over R on both sides gives U_r , we infer the equality $\Sigma_R = \partial\Sigma_R = V_R = S_R \cap U_r$.

Statement (b) follows directly since V_R is a cyclic path by Lemma 3.5.

We now turn to statement (a). Let $v \in U_r$. By the considerations above, there is $R > r$ such that $v \in \Sigma_R$. Since $\Sigma_R = \partial\Sigma_R = V(p_R)$ for some closed path p_R ,

the vertex v has exactly two neighbors in Σ_R and $\deg_0^{(\Sigma)}(v) = 2$. So, we infer by Lemma 3.5

$$2 = \deg_0^{(\Sigma)}(v) \geq \deg_0(v) \geq 2.$$

The inequality $\deg_-(v) \geq 1$ is obvious. Now, we prove by contradiction that $\deg_-(v) \leq 2$. Indeed, if $\deg_-(v) \geq 3$, we have by Lemma 3.5

$$\deg_0^{(\Sigma)}(v) + \deg_-(v) = \deg_0(v) + \deg_-(v) \geq 5.$$

Lemma 3.7 therefore implies $Z_{R-1} \neq \emptyset$ and by induction $Z_r \neq \emptyset$. This contradicts the assumption and we infer $\deg_-(v) \leq 2$. \square

We can now proceed to deduce the first geometrical results in the case of triangulations from the two lemmas above.

Proof of Theorem 3.1 (a). Assume $\deg \geq 6$ outside of the root. Obviously, $Z_0 = \emptyset$ since $\deg_+(o) = \deg(o) \geq 3$ in a triangulation for the root vertex o . Thus, the ‘‘in particular’’ of Lemma 3.7 implies

$$Z_R = \emptyset$$

by induction for all $R \geq 1$. Hence, the statements of Theorem 3.1(a) follow directly from Lemma 3.8 (a) and (b) as well as the observation that $U_0 = V \setminus \{o\}$. \square

3.3.2. The case $\deg \geq 7$. In the case $\deg \geq 7$, we estimate how the size of Z_r increases exponentially as r decays.

Lemma 3.9 (The induction step). *Let $G = (V, E)$ be a triangulation such $\deg \geq 7$ outside of Σ_r , $r \geq 0$. Then, for $R > r$*

$$|Z_R| \geq 2|Z_{R+1}|.$$

Proof. Assume $Z_{R+1} \neq \emptyset$. We show that any vertex in $v \in Z_{R+1}$ induces two vertices in Z_R . To this end consider the two distinct neighbors $w, w' \in \partial\Sigma_{R+1}$ such that $w \sim v \sim w'$ which exist as $\partial\Sigma_{R+1} = V(p_{R+1})$, confer Lemma 3.3. Say w is to the left and w' is to the right of v . We now construct paths from v in $C_{v,w}$ and $C_{v,w'}$ to vertices in $\partial\Sigma_R$. Since we are in a triangulation v and w are contained in a triangle in $C_{v,w}$ which is induced by a common neighbor w_1 in $\Sigma_{R+1} \cup \partial\Sigma_R$. If $w_1 \in \partial\Sigma_R$ we set $u = w_1$ and denote the path $p = (v, u)$. Otherwise, since $\deg(w_1) \geq 7$, there are at least 5 neighbors of w_1 in $C_{v,w}$. Starting from v and counting the vertices along the edges around w_1 clockwise, we pick the third vertex w_2 (such that there are two more edges between the edge (w_1, v) and (w_1, w_2)). If w_2 is not in $\partial\Sigma_R$, then we continue inductively by choosing vertices w_1, w_2, \dots, w_m in the same manner until we reach $\partial\Sigma_R$. That is having chosen w_j we pick w_{j+1} to be the third neighbor of w_j starting from w_{j-1} and counting clockwise. We then set $p = (v, w_1, \dots, w_m)$ and $u = w_m$. Analogously, we choose a path w'_1, \dots, w'_n in $C_{v,w'}$ with difference of choosing w'_{j+1} to be the third neighbor of w'_j counter clockwise (instead of clockwise) and set $w'_n = u'$. Finally we pick the path between u and u' in $\partial\Sigma_R$ within $C_{v,w} \cup C_{v,w'}$ and denote it by q . Thus, the paths p, p' and q enclose a finite subgraph G_v within $C_{v,w} \cup C_{v,w'}$ such that all interior vertices within the paths p and p' have degree at least 4 in G_v by construction. Moreover, also v has degree at least 4 within G_v and any vertex of G_v which is not in the boundary path has degree at least 7 within G_v . Thus, by Corollary 2.2 there are at least 4 vertices in the boundary of G_v with degree 3 or less in G_v . By the consideration about the degrees above, these vertices must be in q . Thus, other

than u, u' there are at least two more vertices $x, y \in V(q)$ with degree 3 or less in G_v . Since $x, y \in \partial\Sigma_R$ they must have degree 3 and, therefore, $x, y \in Z_R$.

To finish the proof we observe that for two distinct vertices $v, \tilde{v} \in Z_{R+1}$ the subgraphs G_v and $G_{\tilde{v}}$ intersect at most in the boundary paths p, p' and \tilde{p}, \tilde{p}' and, therefore, the vertices $x, y \in Z_R$ and $\tilde{x}, \tilde{y} \in Z_R$ are distinct.

Thus, any vertex in Z_{R+1} induces at least two vertices in Z_R and, therefore, $|Z_R| \geq 2|Z_{R+1}|$ follows. \square

The proof Theorems 3.1 for the case $\deg \geq 7$ outside of a finite set uses the same idea as the proof in the case $\deg \geq 6$.

Proofs of Theorems 3.1(b). Assume $\deg \geq 7$ outside of B_r . By definition we have $Z_r \subseteq \partial\Sigma_r \subseteq S_r$. Then, we obtain for any $R > r + \log_2 |S_r|$ by Lemma 3.9 and a direct induction

$$|Z_R| \leq \frac{|Z_r|}{2^{R-r}} < 1.$$

Thus,

$$Z_R = \emptyset,$$

for $R > r + \log_2 |S_r|$. Now, the statements of Theorem 3.1(b) follow directly from Lemma 3.8(a) and (b). \square

3.4. Other connected components of $V \setminus B_r$. In this section we show how to extend the statement of Theorem 3.1(b) to all $v \in S_R$ with $R > r + \log_2 |S_r|$ if $\deg \geq 7$ outside of B_r . Previously, we did this only for vertices in the unbounded connected component U_r . Now, we look at the other connected components of $V \setminus B_r$ and discuss how the same arguments as above apply.

Here, we discuss briefly the other finitely many finite connected components. We show that $B_R \cap \mathcal{B}_r = \emptyset$ for $R > r + \log_2 |S_r|$.

Let $r_0 \geq 0$. Observe that $V \setminus B_{r_0}$ has finitely many connected components which are finite. We fix one such connected component and denote it by C_{r_0} . Inductively, we choose a decreasing sequence $C = (C_r)_{r \geq r_0}$

$$C_{r+1} \subseteq C_r \subseteq C_{r_0}$$

of finite connected components of $V \setminus B_r$, $r \geq r_0$. By finiteness of C_{r_0} , we have $C_r = \emptyset$ for r large enough.

For $r \geq r_0$, we introduce

$$V_r^{(C)} := \{v \in B_r \mid \text{there is } w \in C_r \text{ such that } v \sim w\}.$$

Observe that $V_r^{(C)} \subseteq C_{r_0}$ for $r > r_0$.

Indeed, with the same analysis as in Lemma 3.3 we can show that each $V_r^{(C)}$ is induced by a simple cyclic path $p_r^{(C)}$ such that

$$V_r^{(C)} = V(p_r^{(C)}).$$

However, a fundamental difference is that the unbounded component $\mathcal{U}(p_r^{(C)})$ of $S \setminus \gamma(p_r^{(C)})$ now includes o and, moreover,

$$B_r \cup U_r \subseteq V \cap \overline{\mathcal{U}(p_r^{(C)})} =: \overline{U}(p_r^{(C)}) \quad \text{and} \quad C_r = V \cap \mathcal{B}(p_r^{(C)}) =: \mathring{B}(p_r^{(C)})$$

for $R \geq 1$. One can now define a similar new sphere structure $\Sigma_r^{(C)}$, $r \geq r_0$, on C_{r_0} by letting

$$\Sigma_{r_0}^{(C)} = V \setminus C_{r_0} = \overline{U}(p_{r_0}^{(C)}), \quad \partial\Sigma_{r_0}^{(C)} = V(p_{r_0}^{(C)})$$

and

$$\Sigma_r^{(C)} = (B_r \cap C_{r_0}) \setminus \Sigma_{r-1}^{(C)}, \quad \partial\Sigma_r^{(C)} = V(p_r^{(C)}),$$

for $r > r_0$. As in Lemma 3.4 we can show that, for $r, r' \geq r_0$ and $v \in \Sigma_r^{(C)}$ and $w \in \Sigma_{r'}^{(C)}$ with $v \sim w$, we have

$$|r - r'| \leq 1.$$

Furthermore, to obtain a similar result as in Lemma 3.5 we denote by $\deg_{\pm}^{(C)}(v)$ (respectively $\deg_0^{(C)}(v)$) the number of neighbors of $v \in \Sigma_r^{(C)}$ in $\Sigma_{r\pm 1}^{(C)}$ (respectively in $\Sigma_r^{(C)}$). Then, following the arguments given in the proof of Lemma 3.5 we obtain for $r > r_0$

$$\partial\Sigma_r^{(C)} = V_r^{(C)}$$

and on $\partial\Sigma_r^{(C)}$

$$\deg_+ \geq \deg_+^{(C)} \geq 1, \quad \deg_- = \deg_-^{(C)} \geq 1 \quad \text{and} \quad 2 \leq \deg_0 \leq \deg_0^{(C)}$$

and on $\Sigma_r^{(C)} \setminus \partial\Sigma_r^{(C)}$,

$$\deg_+^{(C)} = 0.$$

This does not stand in contradiction to the finiteness of C since $\partial\Sigma_r^{(C)} = V(p_r^{(C)}) = \emptyset$ for large r .

On $\Sigma_r^{(C)}$ we can also define the elementary cells $C_v^{(C)}$ and $C_{v,w}^{(C)}$ for $v, w \in \partial\Sigma_r^{(C)}$ with $v \sim w$ as above in Section 3.2. Finally, one defines the set $Z_r^{(C)}$ of vertices v in $\partial\Sigma_r^{(C)}$ with $\deg_+^{(C)} = 1$. In the case, where $\deg \geq 7$ outside of B_{r_0} we show as in Lemma 3.9

$$|Z_R^{(C)}| \geq 2|Z_{R+1}^{(C)}|$$

for $R \geq r_0$ and, therefore,

$$Z_R^{(C)} = \emptyset$$

for $R > r_0 + \log_2 |S_{r_0}|$. As in Lemma 3.7, one sees that $\deg_0^{(C)}(v) + \deg_-^{(C)}(v) \geq 5$ for $v \in \Sigma_{R+1}^{(C)}$ implies $Z_R^{(C)} \neq \emptyset$. So there cannot be vertices of degree larger $\deg \geq 7$ in $B_R \cap C$ for $R > r_0 + \log_2 |S_{r_0}|$. In other words

$$B_R \cap C_{r_0} = \emptyset$$

for $R > r_0 + \log_2 |S_{r_0}|$.

Thus, we have proven $S_R = S_R \cap U_r$ for $R > r_0 + \log_2 |S_{r_0}|$ and, therefore, we deduce the following generalization of Theorem 3.1 directly from these theorems.

Theorem 3.10. *Let $G = (V, E)$ be a planar triangulation. If $\deg \geq 7$ outside of B_{r_0} for some $r_0 \geq 0$. Then, for all $v \in S_R$ such that $R > r_0 + \log_2 |S_{r_0}|$,*

$$\deg_0(v) = 2 \quad \text{and} \quad 1 \leq \deg_-(v) \leq 2$$

and S_R is a simple cyclic path.

Remark. In order to deduce a conclusion similar to Theorem 3.1(b) in the case $\deg \geq 6$ outside a finite ball B_r , it is sufficient to prove that there is $R \geq r$ such that $Z_R = \emptyset$. Whether it is possible to prove this remains an open question. In Section 3.7 we present an example that satisfies $\deg \geq 6$ outside of B_1 and $Z_1 = \emptyset$. Thus, if we continue this example outside of B_2 in any graph H , such that it is still a planar triangulation with $\deg \geq 6$ outside of B_1 , then H will satisfy the conclusion of Theorem 3.1(a).

3.5. Spanning trees for triangulations. In this section, we prove Theorem 1.2 on spanning trees for planar triangulations.

Recall the new sphere structure Σ_R introduced in Section 3.1. Given a vertex $v \in \Sigma_R$ and $w \in V$ such that $v \sim w$, we say that w is a *forward (respectively horizontal and backward) neighbor* if $w \in \Sigma_{R+1}$ (respectively Σ_R and Σ_{R-1}).

Theorem 3.11. *Let G be a planar triangulation. Assume one of the following assumptions:*

- (a) $\deg \geq 6$ outside of the root.
- (b) $\deg \geq 7$ outside of a finite set.

Then, there exists a spanning tree T of G such the vertex degrees of T and G differs at most by 4 outside of a finite set, where the finite set is empty in case (a). Furthermore, T and G have the same sphere structure.

Proof. Let $r = 0$ in the case (a) and let r be such that $\deg \geq 7$ outside of B_r in the case (b).

We construct the spanning tree inductively and assume we already have chosen a spanning tree of B_R in G for $R > \log_2 |S_r| + r$ (which means $R > 0$ in case (a)).

By Theorem 3.10, we know that every sphere $S_R \cap U_r$ is a simple cyclic path for $R > r + \log_2 |S_r|$ and by choosing R even larger we have $S_R = S_R \cap U_r$. (Alternatively one can also apply Theorem 3.10 so one does not have to increase R further.)

This implies that every vertex has two neighbors in the same sphere. For these we remove the connecting edges. Since \mathcal{S} is oriented, for some fixed $v \in \Sigma_R$, we can identify the most left and the most right forward neighbor in the next sphere Σ_{R+1} . By planarity, only the most left and the most right forward of these neighbors in Σ_{R+1} may have more than one (and thus two) backward neighbors. We consider only the most right forward neighbor in Σ_{R+1} and in the case that it has two backward neighbors, we remove the edge joining v .

For any given vertex we therefore remove at most two horizontal edges, one edge to a forward neighbor and one edge to a backward neighbor. Moreover after this procedure, every vertex has exactly one backward neighbor and no horizontal edges, meaning that the graph obtained by removing these edges is a tree. \square

Remark. Using Theorem 3.10 for which we above sketched the proof allows us to quantify the finite set which is excluded as the ball B_R with $R = r + \log_2 |S_r|$, where r is such that $\deg \geq 7$ outside of B_r .

3.6. Unique continuation of eigenfunctions for triangulations. In this section, we study the unique continuation of eigenfunctions. Our result is not limited to the Laplacian but holds for general nearest neighbor operators. We start with a definition.

Let a locally finite graph $G = (V, E)$ be given. A linear operator A defined on a subspace of $C(V) = \mathbb{C}^V$ is called a *nearest neighbor operator associated to G* , if it has a matrix representation with respect to the standard basis which is given by some $a : V \times V \rightarrow \mathbb{C}$ such that for $v \neq w$,

$$a(v, w) \neq 0 \quad \text{if and only if} \quad v \sim w.$$

In this case, A acts as

$$(A\varphi)(v) = \sum_{w \in V} a(v, w)\varphi(w) = a(v, v)\varphi(v) + \sum_{v \sim w} a(v, w)\varphi(w)$$

where the sum is finite due to local finiteness of the graph. Moreover, the compactly supported functions are included in the domain of definition of A as A allows a matrix representation with respect to the standard basis.

The following theorem is a unique continuation result for eigenfunctions in the case of triangulations.

Theorem 3.12. *Let G be a planar triangulation such that $\deg \geq 7$ outside of a finite set and let A be a nearest neighbor operator. Then, there are only finitely many linearly independent eigenfunctions of compact support.*

Remark. By the use of Theorem 3.10, one can even quantify the set where the compactly supported eigenfunctions are supported. Indeed, if $\deg \geq 7$ outside of B_r , then all compactly supported eigenfunctions are supported in B_R with $R = r + \log_2 |S_r|$.

To prove Theorem 3.12 we introduce the polar coordinate representation of nearest neighbor operators as it is used in [FHS, K2]. For a function $\varphi \in C(V)$, let φ_r be the restriction of φ to $C(S_r)$ and let $s_r = |S_r|$, $r \geq 0$. For a nearest neighbor operator A , let the matrices $E_r \in \mathbb{C}^{s_{r+1} \times s_r}$, $D_r \in \mathbb{C}^{s_r \times s_r}$, $E_r^+ \in \mathbb{C}^{s_r \times s_{r+1}}$ be given such that

$$(A\varphi)_r = -E_{r-1}\varphi_{r-1} + D_r\varphi_r - E_r^+\varphi_{r+1},$$

for all φ in the domain of A . In particular, the matrix D_r is the restriction of A to $C(S_r)$.

The key point is to prove the matrices E_r are injective. This comes from the following geometric lemma.

Lemma 3.13. *Let G be a planar triangulation. Assume that $\Sigma_R = \partial\Sigma_R$ for all $R > r$ and that $\deg \geq 7$ outside of $B_r^{(\Sigma)}$. Then for all $R > r$ and all $v \in \Sigma_R$, there exists $w \in \Sigma_{R+1}$ with $v \sim w$ and*

$$\deg_-(w) = 1.$$

In particular, for any nearest neighbor operator associated to G and all $R \geq r$, the matrices E_R are injective.

Proof. Note that the assumption implies that $\deg_{\pm}^{(\Sigma)} = \deg_{\pm}$ and $\deg_0^{(\Sigma)} = \deg_0$ outside of $B_r^{(\Sigma)}$. Let $v \in \Sigma_R$ for some $R > r$. By Theorem 3.1, we have $\deg_-(v) + \deg_0(v) \leq 4$. Hence, $\deg_+^{(\Sigma)}(v) = \deg_+(v) \geq 3$ by the assumption $\deg \geq 7$ outside of $B_{R_0}^{(\Sigma)}$. Since all the elementary cells are empty, this means that $v \in \partial\Sigma_R$ has at least 3 neighbors in Σ_{R+1} . Recall here that $\Sigma_{R+1} = \partial\Sigma_{R+1}$ is a cyclic closed path. Since G is a triangulation, for the vertex $v \in \partial\Sigma_R$ the forward neighbors induce a

path in $\partial\Sigma_{R+1}$ of length ≥ 2 . By planarity, the inner vertices in the path cannot have another neighbor in $\partial\Sigma_R$ different from v .

As a consequence, the matrix E_{R-1} is injective. Indeed, let φ_{R-1} be a non trivial function on $\partial\Sigma_{R-1}$. That is, there exists $v \in \partial\Sigma_{R-1}$ such that $\varphi_{R-1}(v) \neq 0$. As a consequence, with $w \in \Sigma_R$, $w \sim v$ and $\deg_-(w) = 1$ as above

$$E_{R-1}\varphi_{R-1}(w) = a(v, w)\varphi_{R-1}(v) \neq 0,$$

and the conclusion follows. \square

With the help of the lemma above the proof of Theorem 3.12 is along the lines of the proof of [K2, Theorem 9].

Proof of Theorem 3.12 . Let G be a triangulation which satisfies $\deg \geq 7$ outside of a ball and let $R_0 \geq r_0 + \log_2 |S_{r_0}|$. By Lemma 3.13 the matrices E_R are injective for $R \geq R_0$. Let $R \geq R_0 + 1$. Suppose there is an eigenfunction φ of A such that $\varphi_{R-1} \neq 0$. Rewriting the eigenvalue equation $(A\varphi)_R = \lambda\varphi_R$ on the R -th sphere, one gets

$$E_{R-1}\varphi_{R-1} = (D_R - \lambda)\varphi_R - E_R^+\varphi_{R+1}.$$

Since E_{R-1} is injective, either φ_R or φ_{R+1} must be non-zero. Hence, if an eigenfunction is supported on a sphere S_R with $R > R_0$, then it has infinite support.

Since the space of functions supported on a ball is finite dimensional, there can be at most finitely many linearly independent eigenfunctions of compact support. \square

3.7. Counter-example and continuation to tessellations. In this section, we give an example showing, that $\deg \geq 6$ or even $\kappa_C \leq 0$ outside of a finite set is not enough to exclude compactly supported eigenfunctions such as it was shown in Theorem 3.12.

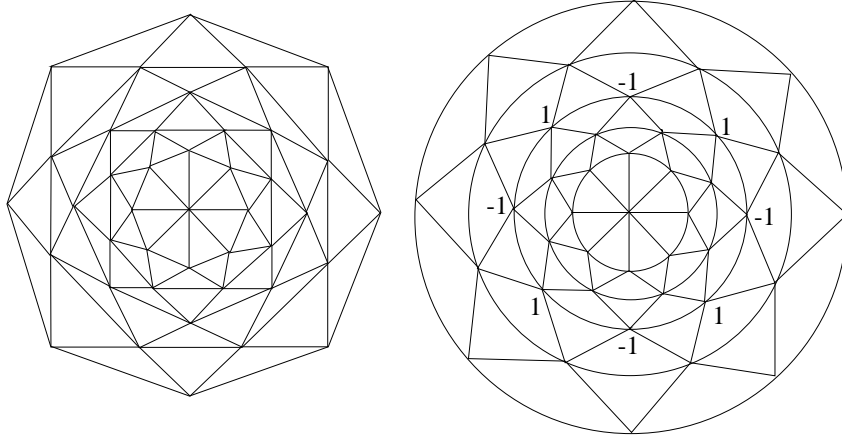


FIGURE 3. Two illustrations of the first 6 distance spheres of the same tessellation allowing for infinitely many linearly independent compactly supported eigenfunctions.

Example 3.14. The planar graph whose ball B_6 are pictured in Figure 3 is given such that the root vertex in the middle is adjacent to 8 triangles, the vertices in the first sphere are adjacent to 5 triangles and all further vertices are adjacent to

exactly 6 triangles. Hence, $\deg = 6$ and $\kappa_C = 0$ outside of B_1 . However, there are eigenfunctions to the eigenvalue 8 for Δ supported on any sphere S_r , $r \geq 1$. One eigenfunction is illustrated on the right hand side of Figure 3 in the third sphere.

In [KLPS] it is shown that $\kappa_C \leq 0$ everywhere implies the absence of compact supported eigenfunction. The example above underscores clearly that our results are not merely simple perturbation results of [KLPS] but the issue in question is much more subtle.

Furthermore, we conclude that graphs as the one above cannot be changed on a finite set such that one obtains a graph with $\kappa_C \leq 0$. We finish this section to show that such a procedure is indeed possible if one has $\deg \geq 7$ outside of a finite set.

To this end, we recall the notion of strictly locally tessellating graphs from [K2] which slightly more general than tessellations as they allow for unbounded faces. We call a planar locally finite graph G *strictly locally tessellating* if the following three assumptions are satisfied:

- (T1) Every edge is included in two faces.
- (T2) Every two faces are either disjoint or intersect in one vertex or one edge.
- (T3) Every face is homeomorphic to a closed disc or to the half space.

In a strictly locally tessellating graph the vertex curvature can be seen to be equal to (confer [K2, Lemma 3])

$$\kappa(v) = 1 - \frac{\deg(v)}{2} + \sum_{f \in F, f \ni v} \frac{1}{\deg(f)}.$$

In [BP1, BP2] tessellations are considered, that are strictly locally tessellating graphs with the following stronger assumption replacing (T3)

- (T3*) Every face is homeomorphic to a closed disc.

We show that a planar graph with $\deg \geq 7$ outside of a finite set can be embedded modified on a finite set such that one obtains a strictly locally tessellating graph with non-positive corner curvature. This is useful as for non-positively corner curved graphs various subtle structural results are known, see e.g. [BP1, BP2, K2].

Theorem 3.15. *Let $G = (V, E)$ be a planar graph such $\deg \geq 7$ outside of B_r for some $r \geq 0$. Then, there is a strictly locally tessellating graph $G' = (V', E')$ and $R \geq \log_2 |S_r| + r + 1$ such that*

- (a) $\kappa'_C \leq 0$.
- (b) $V' = (V \setminus B_R) \cup \{o\}$ and $G'_{V' \setminus \{o\}} = G_{V \setminus B_R}$.
- (c) $d'(\cdot, o) + R = d(\cdot, o)$,

Moreover, there is a tessellation $G'' = (V', E'')$ and $R \geq r$ such that (a), (c) and $E' \subseteq E''$.

The theorem above directly follows from the next lemma (valid for any planar graphs) as $\deg' \geq 6$ implies $\kappa'_C \leq 0$. The underlying idea is to replace a ball around the set with small degree by a single vertex. Since outside of this ball the backward degrees are at most two one changes the overall degree at most by one at these vertices.

Lemma 3.16. *Let $N \geq 7$ and a planar graph $G = (V, E)$ be given such that $\deg \geq N$ and $\deg_- + \deg_0 \leq 4$ outside of a ball B_r . Then, there exists $r + 1 \leq R \leq r + 1 + \lceil \log_2(N - 1) \rceil$ and a strictly locally tessellating graph $G' = (V', E')$ such that*

- (a) $\deg' \geq N - 1$.
- (b) $V' = (V \setminus B_R) \cup \{o\}$ and $G'_{V' \setminus \{o\}} = G_{V \setminus B_R}$.
- (c) $d(\cdot, o) = d'(\cdot, o) + R$.

Moreover, there is a tessellation $G'' = (V', E'')$ with $E' \subseteq E''$ and $R \geq r$ such that (a), (c) hold.

Proof. We may assume $|S_{r+1}| \geq N - 1$ and let $R = r$. (Otherwise, we observe that $|S_{r+2}| = 2|S_{r+1}|$ since $\deg_+ = \deg - (\deg_- + \deg_0) \geq N - 4 \geq 3$. Therefore, we can continue with $R = r + \lceil \log_2(N - 1) \rceil$.)

Now, we remove all vertices in $B_R(o)$ except for o , all edges starting and ending in $B_R(o)$ and connect o to all vertices in S_{R+1} by an edge. We denote this graph by $G' = (V', E')$. Then $V \setminus B_R(o) = V' \setminus \{o\}$. Notice that $d'(o, \cdot) + R = d(o, \cdot)$ on this set. The vertex degrees agree on $V \setminus B_{R+1}(o)$ and $V' \setminus B'_1(o)$, so, $\deg' \geq N$ on $V' \setminus B'_R(o)$. Moreover, $\deg'(v) \geq (\deg(v) - 2) + 1 \geq N - 1$ for $v \in S'_1(o)$ and $\deg'(o) \geq N$. This shows that $\deg' \geq N - 1$ on G' . Since $N - 1 \geq 6$, we have $\kappa_C \leq 0$. By [K2, Theorem 1] we conclude that G' is strictly locally tessellating. This shows the first part of the theorem.

For the ‘‘moreover’’ part, we note that a strictly locally tessellating graph can be easily continued to a tessellation by closing unbounded faces by horizontal edges (i.e., edges connecting vertices in the same sphere). \square

4. GENERAL PLANAR GRAPHS

In this section we show how to carry over the result of Section 3 from triangulations to general planar graphs.

4.1. Triangulation supergraphs. The results of this section are based on next lemma. It says that every planar graphs has a triangulating supergraph with the same sphere structure.

Lemma 4.1. *Let $G = (V, E)$ be a locally finite, connected, planar graph and $o \in V$. There is a locally finite, planar triangulation $G' = (V, E')$ with $E \subseteq E'$ and the same sphere structure, i.e., $d(v, o) = d'(v, o)$, $v \in V$.*

Proof. Adding an edge between the vertices $v, w \in V$, $v \neq w$ and $v \not\sim w$ changes the sphere structure of a graph with respect to o if and only if $|d(v, o) - d(w, o)| \geq 2$. Thus, the result can be deduced from the following claim.

Claim: For every face f in a planar graph which is not a triangle there exist vertices $v_0, v_1 \in V \cap f$ with $v_0 \not\sim v_1$ and $|d(v_0, o) - d(v_1, o)| \leq 1$. In the case of an unbounded face there are infinitely many such pairs of distinct vertices.

Proof of the claim: For a face f which is not a triangle let $v \in V \cap f$ be such that $d(v, o) = \min\{d(w, o) \mid w \in V \cap f\}$. Let $v_0, v_1 \in V \cap f$ be adjacent to v . Then, $d(v, o) \leq d(v_i, o) \leq d(v, o) + 1$, $i = 0, 1$ and, thus, v_0, v_1 satisfy the assertion. In the case of an infinite face f , there is a two sided infinite sequence where succeeding vertices are adjacent and every vertex of f is visited. We say that this the boundary walk of f . By the local finiteness in each sphere there are at most finitely many vertices of this boundary walk. Hence, for a given $n > \min\{d(w, o) \mid w \in V \cap f\}$ there is at least one vertex in $S_n(o)$ on each side of the boundary walk and these two are therefore also not adjacent. This proves the claim. \square

4.2. Proofs of the geometric results for general planar graphs. By Lemma 4.1, a planar graph G with $\deg \geq 6$ or $\deg \geq 7$ has a triangulation supergraph G' that satisfies $\deg' \geq 6$ or $\deg' \geq 7$.

We first turn to the proof of Cartan-Hadamard type result, Theorem 1.1, which we conclude from Theorem 3.1.

Proof of Theorem 1.1. Given a planar graph G , we consider the triangulation supergraph G' given by Lemma 4.1 above which has the same vertex set V . Let $r = 0$ for (a) and r being the radius such that $\deg \geq 7$ outside of B_r . For this triangulation G , we have $1 \leq \deg'_0 \leq 2$ and $1 \leq \deg'_- \leq 2$ on $S_R \cap U_r$ with $R > r + \log |S_r|$. Now, we choose R even larger such that $S_R \cap U_r = S_R$ which is possible since $V \setminus U_r$ is a finite set and let $K = V \setminus B_R$. Since the supergraph G' has the same sphere structure as G , we have $\deg_- \leq \deg'_-$ and $\deg_0 \leq \deg'_0$. Note also that since the graph is connected, $\deg_- \geq 1$ on $V \setminus \{o\}$. Thus, the statement $\deg_0 \leq 2$ and $1 \leq \deg_- \leq 2$ follows on $V \setminus K$. This readily gives that geodesics can be continued as $\deg_+ = \deg - \deg_0 - \deg_- \geq 3$ outside of K . Finally, spheres outside of K in the triangulation supergraph G' are given by cyclic path which gives that the spheres in G are cyclically ordered. \square

Next we turn to the proof of Theorem 1.2 which says that one obtains spanning tree by changing the vertex degree at most by 4 outside of a finite set.

Proof of Theorem 1.2. The proof follows along the lines for the corresponding proof for triangulations. Let the finite set K be chosen as in Theorem 1.1. Then spheres are cyclically ordered outside of K . We first remove the vertices within the spheres which by Theorem 1.1 changes the vertex degree at most by 2. Now the cyclic ordering of the spheres allows us to speak of the most right and the most left forward neighbor of a vertex v in a sphere S_R for large R . By planarity only these two vertices can have more than one backward neighbor. If the most right forward neighbor has more than one backward neighbor, call it w , we remove this edge. On the other hand, any vertex w in $S_{R'}$ with backward degree more than 1 is a most right forward of some vertex in $S_{R'-1}$. By Theorem 1.1, such a vertex w satisfies $\deg_-(w) \leq 2$. By this procedure we remove all cycles in this way without changing the sphere structure of the graph. In summary for each vertex we have removed at most two edges within the same sphere, one edge to a forward and one edge to a backward neighbor which makes at most 4. This proves the statement. \square

We next come to the unique continuation statement for eigenfunctions on general planar graphs. To this end we recall the definition of a nearest neighbor operator from Section 3.6.

Theorem 4.2. *Let G be a planar graph such that $\deg \geq 7$ outside of a finite set and let A be a nearest neighbor operator. Then, there are only finitely many linearly independent eigenfunctions of compact support.*

Proof. Consider the triangulation supergraph G' of G given by Lemma 4.1. Now, for a vertex $v \in S_R$ for sufficiently large R there is a forward neighbor w such that $\deg'_-(w) = 1$ by Lemma 3.13. Since v is the only backward neighbor of w in G' , it must also be a backward neighbor in G (otherwise $d(o, w) < d'(o, w)$ contradicting Lemma 4.1). Thus, following the argument as in the proof of Theorem 3.12 we conclude the statement. \square

From this theorem we can immediately deduce that the operator $\Delta + q$ admits at most finitely many linearly independent eigenfunctions whenever $\kappa_\infty = -\infty$.

Proof of Theorem 1.5. Obviously $\Delta + q$ is a nearest neighbor operator and $\kappa_\infty = -\infty$ implies $\deg \geq 7$ outside of a finite set. Hence, the statement follows from Theorem 4.2. \square

5. DISCRETE SPECTRUM, EIGENVALUE ASYMPTOTICS AND DECAY OF EIGENFUNCTIONS

In this section we prove Theorem 1.3, Corollary 1.4 and Theorem 1.6. To this end we extend the inequalities presented in [BGK, G] for planar graphs. Here, we use that planar graphs with large vertex degree outside of a finite set are bounded perturbations of a tree. In particular, an immediate consequence of Theorem 1.2 is the following.

Corollary 5.1. *Let $G = (V, E)$ be a planar graph such $\deg \geq 7$ outside of B_r for some $r \geq 0$. Then, there is a tree $T = (V, E')$ with $E' \subseteq E$ such that Δ_T is a bounded perturbation of Δ_G .*

From Corollary 5.1, we derive the following inequality which improves the considerations of [BGK] for planar graphs. These inequalities might be of interest in their own rights.

Theorem 5.2. *Let G be a planar graph such that $\deg \geq 6$ outside of the root or $\deg \geq 7$ outside of a finite set and $q : V \rightarrow [0, \infty)$. Then, there is $C \geq 0$ such that*

(a) *for all $\varepsilon > 0$*

$$(1 - \varepsilon)(\deg + q) - \frac{1}{\varepsilon} - C \leq \Delta + q \leq (1 + \varepsilon)(\deg + q) + \frac{1}{\varepsilon} + C,$$

(b) *for all $\varphi \in C_c(V)$, $\|\varphi\| = 1$, we additionally have*

$$\begin{aligned} \langle \varphi, (\deg + q)\varphi \rangle - 2\sqrt{\langle \varphi, (\deg + q)\varphi \rangle} - C &\leq \langle \varphi, (\Delta + q)\varphi \rangle \\ &\leq \langle \varphi, (\deg + q)\varphi \rangle + 2\sqrt{\langle \varphi, (\deg + q)\varphi \rangle} + C. \end{aligned}$$

Remark. (a) The constant C in the theorem above depends only on the norm of the Laplacian on a neighborhood of the finite set outside of which we have $\deg \geq 7$. In particular, if $\deg \geq 7$ everywhere the constant can be chosen $C = 0$.

(b) The considerations of [BGK] yield an estimate that has $\pm 3/\varepsilon$ instead of the constants $\pm(1/\varepsilon + C)$ in (a).

The essential step in the proof of Theorem 5.2 is to combine Theorem 1.2 with techniques developed in [G, BGK]. Our rather special situation allows for a very transparent and non-technical treatment. For sake of being self-contained and to illustrate the core of the techniques of both [G] and [BGK] we obtain (a) by the Hardy inequality techniques of [G] and (b) by the isoperimetric techniques of [BGK]. Observe that one could also derive (a) from (b) using some technical estimates of [BGK].

Proof of Theorem 5.2. By Corollary 5.1 there is a tree $T = (V, E')$ such that for the Laplacian Δ_T on the tree there is $C \geq 0$ such that $\Delta_T - C \leq \Delta \leq \Delta_T + C$. Denote the vertex degree in T by \deg_T and observe that by Theorem 1.2 we have

$\deg_T \leq \deg \leq \deg_T + 4$.

(a) For a positive function $m : V \rightarrow (0, \infty)$ let $q_m : V \rightarrow \mathbb{R}$ be given by

$$q_m(v) = \deg(v) - \sum_{w \sim v} \frac{m(w)}{m(v)}.$$

By direct calculation, which is sometimes referred to as the ground state representation, (confer [G, Proposition 1.1] or [HK, Proposition 3.2]) we obtain for $\varphi \in C_c(V)$

$$\begin{aligned} \langle \varphi, \Delta_T \varphi \rangle &= \frac{1}{2} \sum_{v \sim w} (\varphi(v) - \varphi(w))^2 \\ &= \frac{1}{2} \sum_{v \sim w} m(v)m(w) \left(\frac{\varphi(v)}{m(v)} - \frac{\varphi(w)}{m(w)} \right)^2 + \sum_{v \in V} q_m(v) \varphi(v)^2 \end{aligned}$$

and, therefore, $\Delta_T \geq q_m$ on $C_c(V)$. Now, for $\varepsilon > 0$, we choose $m(v) = \varepsilon^{d(v,o)}$ and observe $q_m = (1 - \varepsilon) \deg_T - 1/\varepsilon$. Thus,

$$(1 - \varepsilon) \deg_T - \frac{1}{\varepsilon} \leq \Delta_T$$

on $C_c(V)$. Since T is a tree, the operator Δ_T is unitarily equivalent to the operator $2 \deg - \Delta_T$ (the unitary operator is multiplication by $(-1)^{d(\cdot, o)}$). Hence, we conclude

$$\Delta_T \leq 2 \deg_T - \Delta_T \leq (1 + \varepsilon) \deg_T + \frac{1}{\varepsilon}$$

on $C_c(V)$. Statement (a) follows now from $\Delta_T - C \leq \Delta \leq \Delta_T + C$ and $\deg_T \leq \deg \leq \deg_T + 4$ discussed in the beginning of the proof and the assumption $q \geq 0$.

(b) By Theorem 3.15 the tree T has degree larger than 2 outside of a finite set K . Since T is a spanning tree and, hence, connected it has degree greater or equal to 1 everywhere. We define

$$d_T = \deg_T + q' \quad \text{with} \quad q' = q + 1_K.$$

By the discussion above $d_T \geq \deg_T + 1_K \geq 2$. We further notice that on a tree any subgraph $T_W = (W, E'_W)$ of $T = (V, E')$ induced by a finite set $W \subseteq V$ satisfies $|E'_W| \leq |W|$ (confer [BGK, Lemma 6.2]). This implies

$$d_T(1_W) = 2|E'_W| + |\partial W| + q'(1_W) \leq 2|W| + |\partial W| + q'(1_W),$$

where $\partial W = \{(v, w) \in W \times V \setminus W \mid v \sim w\}$ and $q'(\varphi) = \sum_{v \in V} \varphi(v)^2 q'(v)$, $\varphi \in C_c(V)$. Let $\varphi \in C_c(V)$, $\|\varphi\| = 1$. Using an area and a co-area formula (cf. [KL, Theorem 12 and Theorem 13]) with $\Omega_t := \{v \in V \mid |\varphi(v)|^2 > t\}$, and the discussion above, we obtain

$$\begin{aligned} \langle \varphi, (d_T - 2)\varphi \rangle &= \int_0^\infty \left(d_T(1_{\Omega_t}) - 2|\Omega_t| \right) dt \leq \int_0^\infty |\partial \Omega_t| + q'(1_{\Omega_t}) dt \\ &= \frac{1}{2} \sum_{v \sim w} |\varphi(v)^2 - \varphi(w)^2| + q'(\varphi) = \frac{1}{2} \sum_{v \sim w} |(\varphi(v) - \varphi(w))(\varphi(v) + \varphi(w))| + q'(\varphi) \\ &\leq \frac{1}{2} \left(\sum_{v \sim w} |\varphi(v) - \varphi(w)|^2 + 2q'(\varphi) \right)^{1/2} \left(\sum_{v \sim w} |\varphi(v) + \varphi(w)|^2 + 2q'(\varphi) \right)^{1/2} \\ &= \langle \varphi, (\Delta_T + q')\varphi \rangle^{\frac{1}{2}} (2\langle \varphi, d_T \varphi \rangle - \langle \varphi, (\Delta_T + q')\varphi \rangle)^{\frac{1}{2}}. \end{aligned}$$

Since $d_T \geq 2$, we have $\langle \varphi, (d_T - 2)\varphi \rangle \geq 0$ and, thus, we can square both sides of the inequality to obtain after reordering the terms,

$$\langle \varphi, (\Delta_T + q')\varphi \rangle^2 - 2\langle \varphi, d_T\varphi \rangle \langle \varphi, (\Delta_T + q')\varphi \rangle + \langle \varphi, (d_T - 2)\varphi \rangle^2 \leq 0.$$

Resolving the inequality and using $\|\varphi\| = 1$ yields

$$\langle \varphi, d_T\varphi \rangle - 2\sqrt{\langle \varphi, d_T\varphi \rangle - 1} \leq \langle \varphi, (\Delta_T + q')\varphi \rangle \leq \langle d_T\varphi, \varphi \rangle + 2\sqrt{\langle \varphi, d_T\varphi \rangle - 1}.$$

Now, we further observe that

$$\sqrt{\langle \varphi, d_T\varphi \rangle - 1} = \sqrt{\langle \varphi, (\deg_T + q + 1_K)\varphi \rangle - 1} \leq \sqrt{\langle \varphi, (\deg_T + q)\varphi \rangle}.$$

Thus, (b) follows from the inequalities subtracting $\langle \varphi, 1_K\varphi \rangle$ from the inequalities and using $\Delta_T - C \leq \Delta \leq \Delta_T + C$ and $d_T \leq \deg + q \leq d_T + C$. \square

Next, we turn to the proof of Theorem 1.3.

Proof of Theorem 1.3. For a potential $q \in K_\alpha$, $\alpha \in (0, 1)$, there is C_α such that $q_- \leq \alpha(\Delta + q_+) + C_\alpha$. We deduce from Theorem 5.2 (a) (confer [BGK, Lemma A.3])

$$\frac{(1 - \alpha)(1 - \varepsilon)}{(1 - \alpha(1 - \varepsilon))}(\deg + q) - \frac{(1 - \alpha)(1/\varepsilon + C) + \varepsilon C_\alpha}{(1 - \alpha(1 - \varepsilon))} \leq \Delta + q, \quad \text{on } C_c(X)$$

for all $\varepsilon > 0$.

By an application of the Min-Max-Principle, Theorem A.1, the spectrum of $\Delta + q$ is purely discrete if the spectrum of $\deg + q$ is purely discrete. On the other hand, if there are vertices v_n such that $(\deg + q)(v_n) \leq C$ for some C , then $\langle \Delta 1_{\{v_n\}}, 1_{\{v_n\}} \rangle = (\deg + q)(v_n) \leq C$, $n \geq 0$. By a Persson-type theorem, [HKW, Proposition 2.1] we conclude that the bottom of the essential spectrum of $\Delta + q$ is bounded from above by C . Hence, the essential spectrum of $\Delta + q$ is non-empty. We summarize that the spectrum of $\Delta + q$ is purely discrete if and only if $\sup_{K \subset V \text{ finite}} \inf_{v \in V} (\deg(v) + q(v)) = \infty$. Since

$$-\frac{\deg(v)}{2} \leq \kappa(v) \leq 1 - \frac{\deg(v)}{6}$$

(due to $\deg(f) \geq 3$), this in turn is equivalent to

$$\sup_{K \subset V \text{ finite}} \inf_{v \in V} (-\kappa(v) + q(v)) = \infty.$$

Next, we assume $q \geq 0$. The eigenvalue asymptotics follow directly from Theorem 5.2 (b) and the Min-Max-Principle, Theorem A.1 as $x \mapsto x - 2\sqrt{x}$ is continuous and monotone increasing on $[1, \infty)$ and $\lambda_0(\deg + q) \geq 1$. \square

Now, we turn to the proof of Corollary 1.4.

Proof of Corollary 1.4. If the face degree is constantly k outside of a compact set $K \subseteq X$, then

$$\kappa(v) = 1 - \frac{k - 2}{2k} \deg(v),$$

for $v \in V \setminus K$. The eigenvalue asymptotics follow now from Theorem 1.3. \square

Finally, we prove Theorem 1.6 on the decay of eigenfunctions. The proof we give here is similar to the techniques developed of [KPo]. However, for the convenience of the reader we include a short proof. Indeed, in our situation of planar graphs with large degree, the proof simplifies even substantially.

Proof of Theorem 1.6. A direct computation, often referred to as the ground state representation as used in the proof of Theorem 5.2 above (confer [G, Proposition 1.1] or [HK, Proposition 3.2]), gives for φ with compact support, $u \in D(\Delta)$ and the basic estimate $2ab \leq a^2 + b^2$

$$\begin{aligned} \frac{1}{2} \sum_{x,y,y \sim x} u(x)^2(\varphi(x) - \varphi(y))^2 &\geq \frac{1}{2} \sum_{x,y,x \sim y} u(x)u(y)(\varphi(x) - \varphi(y))^2 \\ &= \langle \varphi u, \Delta(\varphi u) \rangle - \langle \varphi^2 u, \Delta u \rangle. \end{aligned}$$

If $u \in D(\Delta)$ is an eigenvector of Δ with eigenvalue λ , we estimate together with the form bound from Theorem 5.2 (a)

$$\frac{1}{2} \sum_{x,y,y \sim x} u(x)^2(\varphi(x) - \varphi(y))^2 \geq \langle ((1 - \varepsilon) \deg - C_\varepsilon - \lambda) \varphi u, \varphi u \rangle$$

for $0 < \varepsilon < 1$ and with $C_\varepsilon = 1/\varepsilon + C$ some $C \geq 0$. We define for $N \geq 0$

$$\varphi_N = 1_{B_N} \alpha^{d(\cdot, o)} + 1_{B_{2N} \setminus B_N} \alpha^{2N - d(\cdot, o)}$$

with $\alpha = \sqrt{2}(1 - \varepsilon) + 1$ and observe that for $\varepsilon > 0$ small enough,

$$\frac{1}{2} \sum_{y,y \sim \cdot} (\varphi_N(\cdot) - \varphi_N(y))^2 \leq (1 - \varepsilon)^2 \varphi_N^2 \deg + \frac{1}{2} 1_{S_{2N+1}} \deg_-$$

where we used that $\varphi_N(x) - \varphi_N(y) = 1$ for $x \in S_{2N}$ and $y \in S_{2N+1}$. Combining this with the estimate above, we obtain after reordering the terms

$$\frac{1}{2} \sum_{x \in S_{2N+1}} \deg_-(x) u(x)^2 \geq \langle (\varepsilon(1 - \varepsilon) \deg - C_\varepsilon - \lambda) \varphi_N u, \varphi_N u \rangle.$$

Since we assumed that \deg becomes arbitrarily large outside of finite sets, there is a finite set K and a constant $c_\varepsilon > 0$ such that $\varepsilon(1 - \varepsilon) \deg - C_\varepsilon - \lambda \geq c_\varepsilon \deg$ outside of K . Furthermore, by Theorem 1.1, \deg_- is a bounded function. Thus, there is $C' = C'_\varepsilon$ such that for all N

$$C' \|u\|^2 \geq \sum_{x \in X} \deg(x) \varphi_N^2(x) u^2(x) \geq \sum_{x \in B_N} \deg(x) \alpha^{2d(o,x)} u^2(x).$$

By monotone convergence, we conclude

$$C' \|u\|^2 \geq \sum_{x \in X} \deg(x) \alpha^{2d(o,x)} u^2(x).$$

This finishes the proof. \square

APPENDIX A. APPLICATIONS OF THE MIN-MAX-PRINCIPLE

In this appendix we shortly discuss an application of the Min-Max-Principle to (non-linear) functions of operators.

Let H be a Hilbert space with norm $\|\cdot\|$. For a quadratic form Q , denote the form norm by $\|\cdot\|_Q := \sqrt{Q(\cdot) + \|\cdot\|^2}$. For a selfadjoint operator A which is bounded from below, we denote the bottom of the essential spectrum by $\lambda_0^{\text{ess}}(A)$. Let $n(A) \in \mathbb{N}_0 \cup \{\infty\}$ be the dimension of the range of the spectral projection of the interval $(-\infty, \lambda_0^{\text{ess}}(A))$. Whenever $\lambda_0(A) < \lambda_0^{\text{ess}}(A)$, we denote the eigenvalues below $\lambda_0^{\text{ess}}(A)$ by $\lambda_n(A)$, for $0 \leq n \leq n(A)$, in increasing order counted with multiplicity.

Theorem A.1. *Let $(Q_1, D(Q_1))$ and $(Q_2, D(Q_2))$ be closed symmetric non-negative quadratic forms with a common form core D_0 and let the corresponding selfadjoint operators be denoted by A_1 and A_2 . Assume there are continuous monotone increasing functions $f_1, f_2 : [\lambda_0(A_2), \infty) \rightarrow \mathbb{R}$ such for all $\varphi \in D_0$ with $\|\varphi\| = 1$*

$$f_1(Q_2(\varphi)) \leq Q_1 \leq f_2(Q_2(\varphi)).$$

Then, for $0 \leq n \leq \min(n(A_1), n(A_2))$,

$$f_1(\lambda_n(A_2)) \leq \lambda_n(A_1) \leq f_2(\lambda_n(A_2)).$$

Moreover, if $\lim_{r \rightarrow \infty} f_1(r) = \lim_{r \rightarrow \infty} f_2(r) = \infty$, then $\sigma_{\text{ess}}(A_1) = \emptyset$ if and only if $\sigma_{\text{ess}}(A_2) = \emptyset$.

Proof. Letting

$$\mu_n(A) := \sup_{\varphi_1, \dots, \varphi_n \in H} \inf_{\psi \in \{\varphi_1, \dots, \varphi_n\}^\perp \cap D_0, \|\psi\|=1} Q(\psi),$$

for a selfadjoint operator A with form Q and $D_0 \subseteq D(Q)$, we have by the Min-Max-Principle [RS, Chapter XIII.1] $\mu_n(A) = \lambda_n(A)$ if $\mu_n(A) < \lambda_0^{\text{ess}}(A)$ and $\mu_n(A) = \lambda_0^{\text{ess}}(A)$ otherwise, $n \geq 0$. Now, observe that for a continuous monotone increasing function $f : [0, \infty) \rightarrow \mathbb{R}$ and a function $g : X \rightarrow [0, \infty)$ defined on an arbitrary set X we have

$$\inf_{x \in X} f(g(x)) = f\left(\inf_{x \in X} g(x)\right).$$

Now, assume $n \leq \min\{n(A_1), n(A_2)\}$ and let $\varphi_0^{(j)}, \dots, \varphi_n^{(j)}$ be the eigenfunctions of A_j to $\lambda_0(A_j), \dots, \lambda_n(A_j)$ and denote

$$U_j^{(n)} := \{\varphi_1^{(j)}, \dots, \varphi_n^{(j)}\}^\perp \cap \{\psi \in D_0 \mid \|\psi\| = 1\}, \quad j = 1, 2.$$

We apply the discussion above with $f = f_1$ and

$$g = g_1 : U_2^{(n)} \rightarrow [0, \infty), \quad \psi \mapsto Q_2(\psi),$$

first and $f = f_2$ and

$$g = g_2 : U_1^{(n)} \rightarrow [0, \infty), \quad \psi \mapsto Q_2(\psi),$$

later on, to obtain

$$\begin{aligned} f_1(\lambda_n(A_2)) &= f_1\left(\inf_{\psi \in U_2^{(n)}} Q_2(\psi)\right) = \inf_{\psi \in U_2^{(n)}} f_1(Q_2(\psi)) \leq \inf_{\psi \in U_2^{(n)}} Q_1(\psi) \leq \mu_n(A_1) \\ &= \lambda_n(A_1) = \inf_{\psi \in U_2^{(n)}} Q_1(\psi) \leq \inf_{\psi \in U_2^{(n)}} f_2(Q_2(\psi)) = f_2\left(\inf_{\psi \in U_2^{(n)}} Q_2(\psi)\right) \\ &\leq f_2(\mu_n(A_2)) = f_2(\lambda_n(A_2)). \end{aligned}$$

This directly implies the first statement. Assuming now $\lambda_0^{\text{ess}}(A_2) = \infty$ implies $n(A_2) = \infty$ and $\lim_{n \rightarrow \infty} \lambda_n(A_2) = \infty$ and, therefore, $\lim_{n \rightarrow \infty} f_1(\lambda_n(A_2)) = \infty$, by the assumption on f_1 . Hence, by the above we get $\lambda_0^{\text{ess}}(A_1) = \infty$. The other implication follows analogously. \square

Acknowledgement. MK enjoyed the hospitality of Bordeaux University when this work started. Moreover, MK is grateful to Daniel Lenz for inspiring discussions on the subject and acknowledges the financial support of the German Science

Foundation (DFG), Golda Meir Fellowship, the Israel Science Foundation (grant no. 1105/10 and no. 225/10) and BSF grant no. 2010214.

REFERENCES

- [BHK] F. Bauer, B. Hua, M. Keller *On the l^p spectrum of Laplacians on graphs*, Adv. Math. 248 (2013), 717–735.
- [BP1] O. Baues, N. Peyerimhoff, *Curvature and geometry of tessellating plane graphs*, Discrete Comput. Geom. **25** (2001) 141–159.
- [BP2] O. Baues, N. Peyerimhoff, *Geodesics in Non-Positively Curved Plane Tessellations*, Advances of Geometry **6**, no. 2, (2006) 243–263.
- [BGK] M. Bonnefont, S. Golénia, M. Keller, *Eigenvalue asymptotics for Schrödinger operators on sparse graphs*, Ann. Inst. Fourier (Grenoble) 65 (2015), no. 5, 1969–1998.
- [BGKLM] M. Bonnefont, S. Golénia, M. Keller, S. Liu, F. Münch, *Magnetic-sparseness and Schrödinger operators on graphs*, Ann. Henri Poincaré 21 (2020), no. 5, 1489–1516.
- [BS] I. Benjamini, O. Schramm, *Every graph with a positive Cheeger constant contains a tree with a positive Cheeger constant*, GAFA **7** (1997), 403–419.
- [CC] B. Chen, G. Chen, *Gauß-Bonnet formula, Finiteness condition, and characterizations for graphs embedded in surfaces*, Graphs Combin. **24** (2008) no. 3, 159–183
- [DM] M. DeVos, B. Mohar, *An analogue of the Descartes-Euler formula for infinite graphs and Higuchi’s conjecture*, Trans. Am. Math. Soc. **359**, (2007) 3287–3300.
- [FP] J. Friedman, N. Pippenger, *Expanding graphs contain all small trees*, Combinatorica **7** (1987), 71–76.
- [FHS] R. Froese, D. Hasler, W. Spitzer, *Transfer matrices, hyperbolic geometry and absolutely continuous spectrum for some discrete Schrödinger operators on graphs*, Journal of Functional Analysis **230**, (2006) 184–221.
- [G] S. Golénia, Hardy inequality and eigenvalue asymptotic for discrete Laplacians, to appear in Journal of Functional Analysis, J. Funct. Anal. 266 (2014), no. 5, 2662–2688.
- [HK] S. Haeseler, M. Keller, *Generalized solutions and spectrum for Dirichlet forms on graphs*, Boundaries and Spectral Theory, Progress in Probability, 2011 Birkhäuser, 181–201.
- [HKW] S. Haeseler, M. Keller, R. K. Wojciechowski, Volume growth and bounds for the essential spectrum for Dirichlet forms, J. Lond. Math. Soc. (2) 88 (2013), no. 3, 883–898.
- [H] Y. Higuchi, *Combinatorial Curvature for Planar Graphs*, J. Graph Theory 38 (2001), no. 4, 220–229.
- [HJ] B. Hua, J. Jost, *Geometric analysis aspects of infinite semiplanar graphs with nonnegative curvature II*, Trans. Amer. Math. Soc. 367 (2015), no. 4, 2509–2526.
- [HJL] B. Hua, J. Jost, S. Liu, *Geometric analysis aspects of infinite semiplanar graphs with nonnegative curvature*, J. Reine Angew. Math. 700 (2015), 1–36.
- [KLPS] S. Klassert, D. Lenz, N. Peyerimhoff, P. Stollmann, *Elliptic operators on planar graphs: Unique continuation for eigenfunctions and nonpositive curvature*, Proc. AMS **134**, no. 5, (2005) 1549–1559.
- [K1] M. Keller, *Essential spectrum of the Laplacian on rapidly branching tessellations*, Math. Ann. **346**, (2010) 51–66.
- [K2] M. Keller, *Curvature, geometry and spectral properties of planar graphs*, Discrete Comput. Geom., **46**, (2011), 500–525
- [K3] M. Keller, *Curvature and spectrum on graphs*, Oberwolfach Report No. 02/2012, DOI: 10.4171/OWR/2012/02.
- [KL] M. Keller, D. Lenz, *Unbounded Laplacians on graphs: basic spectral properties and the heat equation*, Math. Model. Nat. Phenom. **5** (2010) 2010, no. 4, 198–224.
- [KPe] M. Keller, N. Peyerimhoff, *Cheeger constants, growth and spectrum of locally tessellating planar graphs*, Math. Z., **268**, (2011), 871–886.
- [KPP1] M. Keller, N. Peyerimhoff, F. Pogorzelski *Sectional curvature of polygonal complexes with planar substructures*, Adv. Math. 307 (2017), 1070–1107.
- [KPo] M. Keller, F. Pogorzelski *Agmon estimates for Schrödinger operators on graphs*, preprint 2021.
- [O] B.-G. Oh, *Duality properties of strong isoperimetric inequalities on a planar graph and combinatorial curvatures*, Discrete Comput. Geom. 51 (2014), no. 4, 859–884.

- [RS] M. Reed, B. Simon, *Methods of Modern Mathematical Physics I, II, IV: Functional analysis. Fourier analysis, Self-adjointness*, Academic Press, New York e.a., 1975.
- [S] D. A. Stone, *A combinatorial analogue of a theorem of Myers*, Illinois J. Math. **20**, no. 1, (1976) 12–21 and Erratum: Illinois J. Math. **20**, no. 3, (1976) 551–554.
- [Woe] W. Woess, *A note on tilings and strong isoperimetric inequality*, Math. Proc. Camb. Phil. Soc. **124**, (1998) 385–393.
- [Woj1] R. K. Wojciechowski, *Stochastic completeness of graphs*, ProQuest LLC, Ann Arbor, MI, 2008. Thesis (Ph.D.)—City University of New York.
- [Z] L. Zhang, *A result on combinatorial curvature for embedded graphs on a surface*, Discrete Math. **308** (24) (2008), 6588–6595.

UNIV. BORDEAUX, CNRS, BORDEAUX INP, IMB, UMR 5251, F-33400, TALENCE, FRANCE
Email address: `michel.bonnefont@math.u-bordeaux.fr`

UNIV. BORDEAUX, CNRS, BORDEAUX INP, IMB, UMR 5251, F-33400, TALENCE, FRANCE
Email address: `sylvain.golenia@math.u-bordeaux.fr`

MATTHIAS KELLER, UNIVERSITÄT POTSDAM, INSTITUT FÜR MATHEMATIK, 14476 POTSDAM,
GERMANY
Email address: `matthias.keller@uni-potsdam.de`