

A reduction methodology for fluctuation driven population dynamics

Denis S. Goldobin,^{1,2} Matteo di Volo,³ and Alessandro Torcini^{3,4,*}

¹*Institute of Continuous Media Mechanics, Ural Branch of RAS, Acad. Korolev street 1, 614013 Perm, Russia*

²*Department of Theoretical Physics, Perm State University, Bukirev street 15, 614990 Perm, Russia*

³*Laboratoire de Physique Théorique et Modélisation, Université de Cergy-Pontoise, CNRS, UMR 8089, 95302 Cergy-Pontoise cedex, France*

⁴*CNR - Consiglio Nazionale delle Ricerche - Istituto dei Sistemi Complessi, via Madonna del Piano 10, I-50019 Sesto Fiorentino, Italy*

(Dated: January 29, 2021)

Lorentzian distributions have been largely employed in statistical mechanics to obtain exact results for heterogeneous systems. Analytic continuation of these results is impossible even for slightly deformed Lorentzian distributions, due to the divergence of all the moments (cumulants). We have solved this problem by introducing a *pseudo-cumulants*' expansion. This allows us to develop a reduction methodology for heterogeneous spiking neural networks subject to extrinsic and endogenous noise sources, thus generalizing the mean-field formulation introduced in [E. Montbrió *et al.*, Phys. Rev. X 5, 021028 (2015)].

Introduction The Lorentzian (*or* Cauchy) distribution (LD) is the second most important stable distribution for statistical physics (after the Gaussian one) [1], which can be expressed in a simple analytic form, i.e.

$$L(y) = \frac{\pi^{-1}\Delta}{\Delta^2 + (y - y_0)^2} \quad (1)$$

where y_0 is the peak location and Δ is the half-width at half-maximum (HWHM). In particular, for a heterogeneous system with random variables distributed accordingly to a LD it is possible to estimate exactly the average observables via the residue theorem [2].

This approach has found large applications in physics, ranging from quantum optics, where it was firstly employed to treat in exactly the presence of heterogeneities in the framework of laser dynamics [2, 3], to condensed matter, where the Lloyd model [4] assumed a LD for the potential disorder to obtain exact results for the Anderson localization in a three-dimensional atomic lattices [5]. Furthermore, thanks to a Lorentzian formulation exact results can be obtained for various problems related to collective dynamics of heterogeneous oscillator populations [6, 7]. Moreover, LDs emerge naturally for the phases of self-sustained oscillators driven by common noise [8, 9].

More recently, the Ott–Antonsen (OA) Ansatz [10, 11] yielded closed mean-field (MF) equations for the dynamics of the synchronization order parameter for globally coupled phase oscillators on the basis of a wrapped LD of their phases. The nature of these phase elements can vary from the phase reduction of biological and chemical oscillators [12, 13] through superconducting Josephson junctions [14, 15] to directional elements like active rotators [16, 17] or magnetic moments [18].

A very important recent achievement has been the application of the OA Ansatz to heterogeneous globally coupled networks of spiking neurons, namely of quadratic integrate-and-fire (QIF) neurons [19, 20]. In particu-

lar, this formulation has allowed to derive a closed low-dimensional set of macroscopic equations describing exactly the evolution of the population firing rate and of the mean membrane potential [21]. In the very last years the Montbrió–Pazó–Roxin (MPR) model [21] is emerging as a representative of a new generation of neural mass models able to successfully capture relevant aspects of neural dynamics [22–33].

However, the OA Ansatz (as well as the MPR model) is not able to describe the presence of random fluctuations, which are naturally present in real systems due to noise sources of different nature. In brain circuits the neurons are sparsely connected and *in vivo* the presence of noise is unavoidable [34]. These fundamental aspects of neural dynamics have been successfully included in high dimensional MF formulations of spiking networks based on Fokker-Planck or self consistent approaches [35–37]. A first attempt to derive a low dimensional MF model for sparse neural networks has been reported in [38, 39], however the authors mimicked the effects of the random connections only in terms of quenched disorder by neglecting endogenous fluctuations in the synaptic inputs. Fluctuations which have been demonstrated to be essential for the emergence of collective behaviours in recurrent networks [35, 36].

In this Letter we introduce a general reduction methodology for dealing with deviations from the LD on the real line, based on the characteristic function and on its expansion in *pseudo-cumulants*. This approach avoids the divergences related to the expansion in conventional moments or cumulants. The implementation and benefits of this formulation are demonstrated for populations of QIF neurons in presence of extrinsic or endogenous noise sources, where the conditions for a LD of the membrane potentials [21] are violated as in [38, 40]. In particular, we will derive a hierarchy of low-dimensional MF models, generalizing the MPR model, for globally coupled networks with extrinsic noise and for sparse random

networks with a peculiar focus on noise driven collective oscillations (COs).

Heterogeneous populations of quadratic integrate-and-fire neurons. Let us consider a globally coupled recurrent network of N heterogeneous QIF neurons, in this case the evolution of the membrane potential V_j of the j -th neuron is given by

$$\dot{V}_j = V_j^2 + I_j, \quad I_j = I_0 + \eta_j + J_j s(t) + \sigma_j \xi_j(t), \quad (2)$$

where I_0 is the external DC current, η_j the neural excitability, $J_j s(t)$ the recurrent input due to the activity $s(t)$ of the neurons in the network and mediated by the synaptic coupling of strength J_j . Furthermore, each neuron is subject to an additive Gaussian noise of amplitude $\sigma_j = \sigma(\eta_j, J_j)$, where $\langle \xi_j(t) \xi_l(t') \rangle = 2\delta_{jl} \delta(t - t')$ and $\langle \xi_j \rangle = 0$. The j -th neuron emits a spike whenever the membrane potential V_j reaches $+\infty$ and it is immediately reset at $-\infty$ [41]. For instantaneous synapses, in the limit $N \rightarrow \infty$ the activity of the network $s(t)$ will coincide with the population firing rate $r(t)$ [21]. Furthermore, we assume that the parameters η_j (J_j) are distributed accordingly to a LD $g(\eta)$ ($h(J)$) with median η_0 (J_0) and half-width half-maximum Δ_η (Δ_J).

In the thermodynamic limit, the population dynamics can be characterized in terms of the probability density function (PDF) $w(V, t|\mathbf{x})$ with $\mathbf{x} = (\eta, J)$, which obeys the following Fokker–Planck equation (FPE):

$$\frac{\partial w(V, t|\mathbf{x})}{\partial t} + \frac{\partial}{\partial V} \left[(V^2 + I_{\mathbf{x}}) w(V, t|\mathbf{x}) \right] = \sigma_{\mathbf{x}}^2 \frac{\partial^2 w(V, t|\mathbf{x})}{\partial V^2}, \quad (3)$$

where $I_{\mathbf{x}} \equiv I_0 + \eta + Jr(t)$. In [21], the authors made the Ansatz that for any initial PDF $w(V, 0|\mathbf{x})$ the solution of Eq. (3) in absence of noise converges to a LD $w(V, t|\mathbf{x}) = a_{\mathbf{x}} / [\pi(a_{\mathbf{x}}^2 + (V - v_{\mathbf{x}})^2)]$, where $v_{\mathbf{x}}$ and

$$r_{\mathbf{x}}(t) = \lim_{V \rightarrow \infty} V^2 w(V, t|\mathbf{x}) = \frac{a_{\mathbf{x}}}{\pi},$$

represent the mean membrane potential and the firing rate for the \mathbf{x} -subpopulation. This Lorentzian Ansatz has been shown to correspond to the OA Ansatz for phase oscillators [21] and joined with the assumption that the parameters η and J are independent and Lorentzian distributed lead to the derivation of exact low dimensional macroscopic evolution equations for the spiking network (2) in absence of noise.

Characteristic function and pseudo-cumulants. Let us now show how we can extend to noisy systems the approach derived in [21]. To this extent we should introduce the characteristic function for $V_{\mathbf{x}}$, i.e. the Fourier transform of its PDF, namely

$$\mathcal{F}_{\mathbf{x}}(k) = \langle e^{ikV_{\mathbf{x}}} \rangle = \text{P.V.} \int_{-\infty}^{+\infty} e^{ikV_{\mathbf{x}}} w(V_{\mathbf{x}}, t|\mathbf{x}) dV_{\mathbf{x}}$$

in this framework the FPE (3) can be rewritten as

$$\partial_t \mathcal{F}_{\mathbf{x}} = ik [I_{\mathbf{x}} \mathcal{F}_{\mathbf{x}} - \partial_k^2 \mathcal{F}_{\mathbf{x}}] - \sigma_{\mathbf{x}}^2 k^2 \mathcal{F}_{\mathbf{x}}; \quad (4)$$

for more details on the derivation see [42]. Under the assumption that $\mathcal{F}_{\mathbf{x}}(k, t)$ is an analytic function of the parameters \mathbf{x} one can estimate the average characteristic function for the population $F(\mathbf{x}, t) = \int d\eta \int dJ \mathcal{F}_{\mathbf{x}}(\mathbf{x}, t) g(\eta) h(J)$ and the corresponding FPE via the residue theorem, with the caution that different contours have to be chosen for positive (upper half-plane) and negative k (lower half-plane). Hence, the FPE is given by

$$\partial_t F = ik [H_0 F - \partial_k^2 F] - |k| D_0 F - S_0^2 k^2 F; \quad (5)$$

where $H_0 = I_0 + \eta_0 + J_0 r$, $D_0 = \Delta_\eta + \Delta_J r$ and $S_0^2 = \sigma^2(\eta_0 + i\Delta_\eta k/|k|, J_0 + i\Delta_J k/|k|) = \mathcal{N}_R + i\mathcal{N}_I$. For the logarithm of the characteristic function, $F(k) = e^{\Phi(k)}$, one obtains the following evolution equation

$$\partial_t \Phi = ik [H_0 - \partial_k^2 \Phi - (\partial_k \Phi)^2] - |k| D_0 - S_0^2 k^2. \quad (6)$$

In this context the Lorentzian Ansatz amounts to set $\Phi_L = ikv - a|k|$ [43], by substituting Φ_L in (6) for $S_0 = 0$ one gets

$$\dot{v} = H_0 + a^2 - v^2, \quad \dot{a} = 2av + D_0, \quad (7)$$

which coincides with the two dimensional MF model found in [21] with $r = a/\pi$.

In order to consider deviations from the LD, we analyse the following general polynomial form for Φ

$$\Phi = -a|k| + ikv - \sum_{n=2}^{\infty} \frac{q_n |k|^n + ip_n |k|^{n-1} k}{n}. \quad (8)$$

The terms entering in the above expression are dictated by the symmetry of the characteristic function $\mathcal{F}_{\mathbf{x}}(k)$ for real-valued $V_{\mathbf{x}}$, which is invariant for a change of sign of k joined to the complex conjugation. For this characteristic function neither moments, nor cumulants can be determined [44]. Therefore, we will introduce the notion of *pseudo-cumulants*, defined as follows

$$W_1 \equiv a - iv, \quad W_n \equiv q_n + ip_n. \quad (9)$$

By inserting the expansion (8) in the Eq. (6) one gets the evolution equations for the pseudo-cumulants, namely:

$$\begin{aligned} \dot{W}_m &= (D_0 - iH_0) \delta_{1m} + 2(\mathcal{N}_R + i\mathcal{N}_I) \delta_{2m} \\ &+ im \left(-mW_{m+1} + \sum_{n=1}^m W_n W_{m+1-n} \right). \end{aligned} \quad (10)$$

It can be shown [42] that the modulus of the pseudo-cumulants scales as $|W_m| \propto |S_0|^{2(m-1)}$ with the noise amplitude, therefore it is justified to consider an expansion limited to the first two pseudo-cumulants. In this case, one obtains the following MF equations

$$\dot{r} = \Delta_\eta / \pi + \Delta_J r + 2rv + p_2 / \pi, \quad (11a)$$

$$\dot{v} = I_0 + \eta_0 + J_0 r - \pi^2 r^2 + v^2 + q_2, \quad (11b)$$

$$\dot{q}_2 = 2\mathcal{N}_R + 4(p_3 + q_2 v - \pi p_2 r), \quad (11c)$$

$$\dot{p}_2 = 2\mathcal{N}_I + 4(-q_3 + \pi q_2 r + p_2 v). \quad (11d)$$

As we will show in the following the above four dimensional set of equations (with the simple closure $q_3 = p_3 = 0$) is able to reproduce quite noticeably the macroscopic dynamics of globally coupled QIF populations in presence of additive noise, as well as of deterministic sparse QIF networks. Therefore the MF model (11) represents an extension of the MPR model to system subject to either extrinsic or endogenous noise sources.

It can be demonstrated [42] that the definitions of the firing rate $r = \lim_{V \rightarrow \infty} V^2 w(V, t)$ and of the mean membrane potential $v = \text{P.V.} \int_{-\infty}^{+\infty} V w(V, t) dV$ in terms of the PDF $w(V, t)$ obtained in [21] for the LD are not modified even if the PDF includes the correction terms $\{q_n, p_n\}$.

Globally coupled network with extrinsic noise. In order to show the quality of the MF formulation (11) let us consider a globally coupled network of QIF neurons each subject to an independent additive Gaussian noise term of amplitude σ (i.e. $\mathcal{N}_R = \sigma^2, \mathcal{N}_I = 0$). In this framework, we show that the model (11) reproduces the macroscopic dynamics of the network in different dynamical regimes relevant for neural dynamics. Let us first consider the asynchronous dynamics, this amounts to a fixed point solution $(\bar{r}, \bar{v}, \bar{q}_2, \bar{p}_2)$ for (11). In this case we can give a clear physical interpretation of the stationary corrections \bar{q}_2 and \bar{p}_2 . They can be interpreted as a measure of an additional source of heterogeneity in the system induced by the noise, indeed the stationary solution of (11) coincides with those of the MPR model (7) with excitabilities distributed accordingly to a Lorentzian PDF of median $\eta_0 + \bar{q}_2$ and HWHM $\Delta_\eta + \bar{p}_2$.

As shown in Fig. 1 (a-b), in the asynchronous regime the MF model (11) reproduces quite well the population firing rate and the mean membrane potential obtained by the network simulations, furthermore as reported in Fig. 1 (c-d) the corrections q_2 and p_2 scales as $\propto \sigma^2$ as expected. The truncation to the second order of the expansion (10) which leads to (11) is largely justified in the whole range of noise amplitude here considered. Indeed as displayed in Fig. 1 (e) $|W_1| \sim \mathcal{O}(10^{-2})$ and $|W_2| \sim \mathcal{O}(10^{-4})$, while the moduli of the other pseudo-cumulants are definitely smaller.

For a different set of parameters, characterized by stronger recursive couplings and higher external DC currents, we can observe the emergence of COs. This bifurcation from asynchronous to coherent behaviours can be characterized in term of the standard deviation \sum_v of the mean membrane potential: in the thermodynamic limit \sum_v is zero (finite) in the asynchronous state (COs). As shown in Fig. 1 (f) the MF model reveals a hysteretic transition from the asynchronous state to COs characterized by a sub-critical Hopf bifurcation occurring at $\sigma_{\text{HB}} \simeq 0.0055$. The coexistence of asynchronous dynamics and COs is observable in a finite range delimited on one side by σ_{HB} and on the other by a saddle-node bifurcation of limit cycles at $\sigma_{\text{SN}} \simeq 0.00095$. This scenario

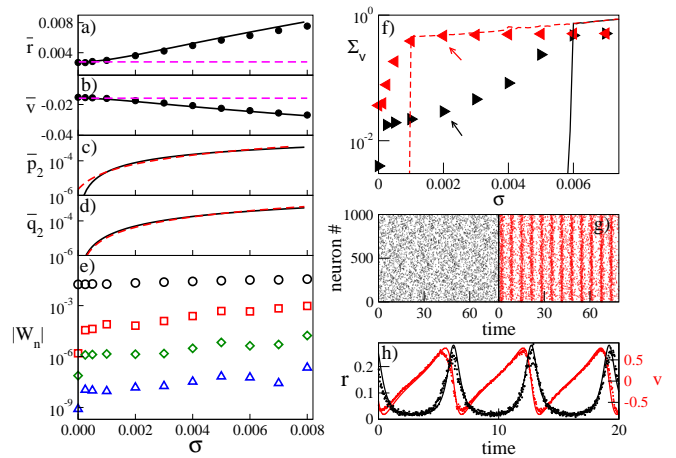


FIG. 1. **(a-e) Asynchronous Dynamics** Stationary values \bar{r} (a), \bar{v} (b), \bar{p}_2 (c), \bar{q}_2 (d) and $|W_n|$ (e) versus noise amplitude σ . (a-b) Symbols refer to network simulations with $N = 16000$, solid line to the MF model (11), dashed (magenta) lines are the values of \bar{r} and \bar{v} for the MPR model. In (c-d) the dashed red lines refer to a quadratic fit to the data. In (e) the symbols refer from top to bottom to $|W_1|$, $|W_2|$, $|W_3|$ and $|W_4|$. Other parameters : $I_0 = 0.0001, J_0 = -0.1, \Delta_J = 0.1$. **(f-h) Emergence of COs** (f) Standard deviation \sum_v of v obtained for quasi-adiabatic variation of σ . Lines (symbols) refer to MF (network) simulations: solid black (dashed red) lines and right (left) triangles are obtained by increasing (decreasing) σ . (g) Raster plots for a network of $N = 32000$ neurons, only 1000 are displayed. The black and red dots refer to the two coexisting states denoted by arrows of the same color in (f) for $\sigma = 0.002$. (h) r (v) versus time for $\sigma = 0.002$: dots refer to network simulations with $N = 32000$ and lines to MF results. Other parameters: $I_0 = 0.38, J_0 = -6.3$ and $\Delta_J = 0.01$. In all cases $\eta_0 = \Delta_\eta = 0$.

is confirmed by the network simulations with $N = 64000$ (triangles in panel (f)), however due to the finite size effects \sum_v is not expected to vanish in the asynchronous state. The coexistence of different regimes is well exemplified by the raster plots shown in panel (g). The comparison of the simulations and MF data reported in Fig. 1 (h) show that the model (11) is able to accurately reproduce the time evolution of v and r also during COs.

Sparse networks exhibiting endogenous fluctuations. Let us now consider a sparse random network characterized by a LD of the in-degrees k_j with median K and HWHM $\Delta_k = \Delta_0 K$, this scaling is assumed in analogy with an exponential distribution. By following [35], we can assume at a MF level that each neuron j receives k_j Poissonian spike trains characterized by a rate r , this amounts to have an average synaptic input $\frac{J_0 k_j}{K} r(t)$ plus Gaussian fluctuations of variance $\sigma_j^2 = \frac{J_0^2 k_j r(t)}{2K^2}$. Therefore, as shown in [38] the quenched disorder in the connectivity can be rephrased in terms of a random synaptic coupling. Namely, we can assume that the neurons

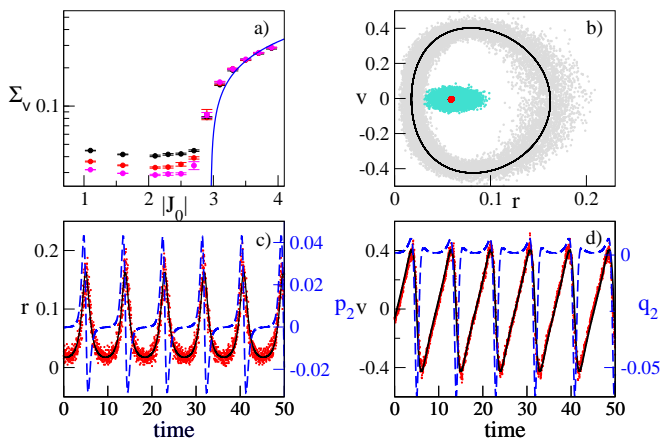


FIG. 2. **Sparse Network** (a) Standard deviation \sum_v of v versus the synaptic coupling $|J_0|$. Blue solid line (colored symbols) refers to MF (network) simulations. The different colors black, red and magenta correspond to different network sizes $N = 10000, 15000$ and 20000 , respectively. The error bars are estimated as the standard deviations over 8 different realisations of the random network. (b) Attractors in the $r-v$ plane for $J_0 = -2.5$ (asynchronous) and $J_0 = -3.7$ (collective oscillations). For the latter value of the coupling the MF evolution of r (p_2) and v (q_2) is displayed in (c) and (d) as black solid (blue dashed) lines, respectively. In (c-d) the symbols refer to the network simulations with $N = 40000$. In all panels the parameters are $K = 4000, \Delta_J = 0.01, I_0 = 0.19$, and $\eta_0 = \Delta_\eta = 0$. The standard deviations \sum_v are estimated over a time window of $T = 500$ after discarding a transient of the same duration.

are fully coupled, but with random distributed synaptic couplings $J_j = \frac{J_0 k_j}{K}$ with median J_0 and HWHM $\Delta_J = J_0 \Delta_0$. Furthermore, each neuron j will be subject to a noise of variance $\sigma_j^2 = \frac{J_0 J_j}{2K} r(t)$ and this amounts to have $\mathcal{N}_R = \frac{J_0^2 r}{2K}$ and $\mathcal{N}_I = -\frac{J_0^2 \Delta_0 r}{2K}$.

By considering the MF model (11) for this random network and by increasing the synaptic coupling, we observe a supercritical Hopf transition from asynchronous to oscillatory dynamics at $J_0 \simeq 2.956$. The standard deviation \sum_v of v is reported in Fig. 2 (a) for the MF and for network simulations of different sizes for $K = 4000$. The network simulations confirm the existence of a transition to collective behaviour for $J_0 \simeq 2.9$. Furthermore, the asynchronous and coherent attractors in the $r-v$ plane observed for the MF and the network simulations are in good agreement, despite the finite size effects (as shown in Fig. 2 (b)). Finally, in presence of collective oscillations the time evolution for r and v obtained by the network simulations are well reproduced by the MF dynamics (see Fig. 2 (c) and (d)).

It should be remarked that the inclusion of the quenched disorder due to the heterogeneous in-degrees in the MPR model is not sufficient to lead to the emergence of COs, as shown in [38]. It is therefore fundamental to

take in account corrections to the Lorentzian Ansatz due to endogenous fluctuations. Indeed, as shown in Fig. 2 (c) and (d) the evolution of r and v is clearly guided by that of the corrective terms p_2 and q_2 displaying regular oscillations.

Conclusions. A fundamental aspect that renders the LD $L(y)$ (1) difficult to employ in a perturbative approach is that all moments and cumulants diverge, which holds true also for any distribution with y^{-2} -tails. However, to cure this aspect one can deal with the characteristic function of y and introduce an expansion in *pseudo-cumulants*, whose form is suggested from the LD structure. As we have shown, this expansion can be fruitfully applied to build low dimensional MF reductions for QIF spiking neural networks going beyond the MPR model [21], since our approach can also encompass different types of noise sources. In particular, the MPR model is recovered by limiting the expansion to the first pseudo-cumulant. Moreover, the stability of the MPR manifold can be rigorously analyzed within our framework by considering higher order pseudo-cumulants.

Our approach allows one to derive in full generality a hierarchy of low-dimensional neural mass models able to reproduce, with the desired accuracy, firing rate and mean membrane potential evolutions for heterogeneous sparse populations of QIF neurons. Furthermore, our formulation applies also to populations of identical neurons in the limit of vanishing noise [25, 45], where the macroscopic dynamics is attracted to a manifold that is not necessary the OA (or MPR) one [46].

One of the main important aspects of the MPR formulation, as well as of our reduction methodology, is the ability of these MF models to capture transient synchronization properties and oscillatory dynamics present in the spiking networks [22, 26, 27, 32], but that are lost in usual rate models as the Wilson-Cowan one [47]. Low dimensional rate models able to capture the synchronization dynamics of spiking networks have been recently introduced [48, 49], but they are usually limited to homogeneous populations. MF formulations for heterogeneous networks subject to extrinsic noise sources have been examined in the context of the *circular cumulants* expansion [40, 49–51]. However, as noticed in [51], this expansion has the drawback that any finite truncation leads to a divergence of the population firing rate. Our formulation in terms of pseudo-cumulants does not suffer of these strong limitations and as shown in [42] even the definition of the macroscopic observables is not modified by considering higher order terms in the expansion.

Potentially, the introduced framework can be fruitfully applied to one-dimensional models of Anderson localization, where the localization exponent obeys a stochastic equation similar to Eq. (2) [52] and also to achieve generalizations of the 3D Lloyd model [4], of the theory of heterogeneous broadening of the laser emission lines [2], and of some other problems in condensed matter and

collective phenomena theory involving heterogenous ensembles.

We acknowledge stimulating discussions with Lyudmila Klimenko, Gianluigi Mongillo, Arkady Pikovsky, and Antonio Politi. The development of the basic theory of pseudo-cumulants was supported by the Russian Science Foundation (Grant No. 19-42-04120). A.T. and M.V. received financial support by the Excellence Initiative I-Site Paris Seine (Grant No. ANR-16-IDEX-008), by the Labex MME-DII (Grant No. ANR-11-LBX-0023-01), and by the ANR Project ERMUNDY (Grant No. ANR-18-CE37-0014), all part of the French program Investissements d’Avenir.

* corresponding author: alessandro.torcini@cyu.fr

- [1] V. M. Zolotarev, *One-dimensional stable distributions, Translations of Mathematical Monographs, vol. 65* (1986).
- [2] E. Yakubovich, Soviet Physics JETP **28**, 160.
- [3] W. E. Lamb Jr, Physical Review **134**, A1429 (1964).
- [4] P. Lloyd, Journal of Physics C: Solid State Physics **2**, 1717 (1969).
- [5] P. W. Anderson, Physical review **109**, 1492 (1958).
- [6] M. Rabinovich and D. Trubetskov, “Oscillations and waves: In linear and nonlinear systems (vol. 50),” (1989).
- [7] J. D. Crawford, Journal of Statistical Physics **74**, 1047 (1994).
- [8] D. S. Goldobin and A. Pikovsky, Physical Review E **71**, 045201 (2005).
- [9] D. S. Goldobin and A. V. Dolmatova, Communications in Nonlinear Science and Numerical Simulation **75**, 94 (2019).
- [10] E. Ott and T. M. Antonsen, Chaos: An Interdisciplinary Journal of Nonlinear Science **18**, 037113 (2008).
- [11] E. Ott and T. M. Antonsen, Chaos: An interdisciplinary journal of nonlinear science **19**, 023117 (2009).
- [12] A. T. Winfree, Journal of theoretical biology **16**, 15 (1967).
- [13] Y. Kuramoto, *Chemical oscillations, waves, and turbulence* (Courier Corporation, 2003).
- [14] S. Watanabe and S. H. Strogatz, Physica D: Nonlinear Phenomena **74**, 197 (1994).
- [15] S. A. Marvel and S. H. Strogatz, Chaos: An Interdisciplinary Journal of Nonlinear Science **19**, 013132 (2009).
- [16] A. V. Dolmatova, D. S. Goldobin, and A. Pikovsky, Physical Review E **96**, 062204 (2017).
- [17] V. Klinshov and I. Franović, Physical Review E **100**, 062211 (2019).
- [18] I. V. Tyulkina, D. S. Goldobin, L. S. Klimenko, I. S. Poperechny, and Y. L. Raikher, Philosophical Transactions of the Royal Society A **378**, 20190259 (2020).
- [19] T. B. Luke, E. Barreto, and P. So, Neural Computation **25**, 3207 (2013).
- [20] C. R. Laing, Physical Review E **90**, 010901 (2014).
- [21] E. Montbrió, D. Pazó, and A. Roxin, Phys. Rev. X **5**, 021028 (2015).
- [22] F. Devalle, A. Roxin, and E. Montbrió, PLoS computational biology **13**, e1005881 (2017).
- [23] A. Byrne, M. J. Brookes, and S. Coombes, Journal of computational neuroscience **43**, 143 (2017).
- [24] G. Dumont, G. B. Ermentrout, and B. Gutkin, Physical Review E **96**, 042311 (2017).
- [25] F. Devalle, E. Montbrió, and D. Pazó, Physical Review E **98**, 042214 (2018).
- [26] H. Schmidt, D. Avitabile, E. Montbrió, and A. Roxin, PLoS computational biology **14**, e1006430 (2018).
- [27] S. Coombes and A. Byrne, in *Nonlinear Dynamics in Computational Neuroscience*, edited by F. Corinto and A. Torcini (Springer, 2019) pp. 1–16.
- [28] B. Pietras, F. Devalle, A. Roxin, A. Daffertshofer, and E. Montbrió, Physical Review E **100**, 042412 (2019).
- [29] G. Dumont and B. Gutkin, PLoS Computational Biology **15**, e1007019 (2019).
- [30] A. Ceni, S. Olmi, A. Torcini, and D. Angulo-Garcia, Chaos: An Interdisciplinary Journal of Nonlinear Science **30**, 053121 (2020).
- [31] M. Segneri, H. Bi, S. Olmi, and A. Torcini, Front. Comput. Neurosci. **14** (2020).
- [32] H. Taher, A. Torcini, and S. Olmi, PLOS Computational Biology **16**, 1 (2020).
- [33] E. Montbrió and D. Pazó, Physical Review Letters **125**, 248101 (2020).
- [34] W. Gerstner, W. M. Kistler, R. Naud, and L. Paninski, *Neuronal dynamics: From single neurons to networks and models of cognition* (Cambridge University Press, 2014).
- [35] N. Brunel and V. Hakim, Neural computation **11**, 1621 (1999).
- [36] N. Brunel, Journal of computational neuroscience **8**, 183 (2000).
- [37] T. Schwalger, M. Deger, and W. Gerstner, PLoS computational biology **13**, e1005507 (2017).
- [38] M. di Volo and A. Torcini, Physical review letters **121**, 128301 (2018).
- [39] H. Bi, M. Segneri, M. di Volo, and A. Torcini, Physical Review Research **2**, 013042 (2020).
- [40] I. Ratas and K. Pyragas, Physical Review E **100**, 052211 (2019).
- [41] G. B. Ermentrout and N. Kopell, SIAM Journal on Applied Mathematics **46**, 233 (1986).
- [42] See Supplemental Material for a detailed derivation of the MF model (11) and of the expressions of the firing rate and of the mean membrane potential for perturbed LDs, as well as for an estimation of the scaling of the pseudo-cumulants with the noise amplitude.
- [43] The Fourier transform of the Lorentzian distribution is $P.V. \int_{-\infty}^{+\infty} e^{ikV} \frac{a}{\pi[a^2+(V-v)^2]} dV = e^{ikv-a|k|}$.
- [44] E. Lukacs, *Characteristic functions* (Griffin, 1970).
- [45] C. R. Laing, The Journal of Mathematical Neuroscience **8**, 1 (2018).
- [46] D. S. Goldobin and A. V. Dolmatova, Journal of Physics A: Mathematical and Theoretical **53**, 08LT01 (2020).
- [47] H. R. Wilson and J. D. Cowan, Biophysical journal **12**, 1 (1972).
- [48] E. S. Schaffer, S. Ostojic, and L. F. Abbott, PLoS Comput Biol **9**, e1003301 (2013).
- [49] B. Pietras, N. Gallice, and T. Schwalger, Phys. Rev. E **102**, 022407 (2020).
- [50] I. V. Tyulkina, D. S. Goldobin, L. S. Klimenko, and A. Pikovsky, Physical review letters **120**, 264101 (2018).
- [51] D. S. Goldobin and A. V. Dolmatova, Physical Review Research **1**, 033139 (2019).

[52] I. Lifshitz, S. Gredeskul, and L. Pastur, New York (1988).

**SUPPLEMENTAL MATERIAL ON
“A REDUCTION METHODOLOGY FOR FLUCTUATION DRIVEN POPULATION DYNAMICS”**

by Denis S. Goldobin, Matteo di Volo, and Alessandro Torcini

CHARACTERISTIC FUNCTION AND PSEUDO-CUMULANTS

Here we report in full details the derivation of the model (11), already outlined in the Letter, in terms of the characteristic function and of the associated pseudo-cumulants. In particular, the characteristic function for $V_{\mathbf{x}}$ is defined as

$$\mathcal{F}_{\mathbf{x}}(k) = \langle e^{ikV_{\mathbf{x}}} \rangle = \text{P.V.} \int_{-\infty}^{+\infty} e^{ikV} w(V, t|\mathbf{x}) dV ,$$

which for a Lorentzian distribution becomes:

$$\text{P.V.} \int_{-\infty}^{+\infty} e^{ikV} \frac{a_{\mathbf{x}}}{\pi[a_{\mathbf{x}}^2 + (V - v_{\mathbf{x}})^2]} dV = e^{ikv_{\mathbf{x}} - a_{\mathbf{x}}|k|} .$$

In order to derive the FPE in the Fourier space, let us proceed with a more rigorous definition of the characteristic function, namely

$$\mathcal{F}_{\mathbf{x}} \equiv \lim_{\varepsilon \rightarrow +0} \langle e^{ikV_{\mathbf{x}} - \varepsilon|V_{\mathbf{x}}|} \rangle .$$

Therefore by virtue of the FPE (Eq. (3) in the Letter) the time derivative of the characteristic function takes the form

$$\begin{aligned} \partial_t \mathcal{F}_{\mathbf{x}} &= \lim_{\varepsilon \rightarrow +0} \text{P.V.} \int_{-\infty}^{+\infty} e^{ikV_{\mathbf{x}} - \varepsilon|V_{\mathbf{x}}|} \frac{\partial w_{\mathbf{x}}}{\partial t} dV_{\mathbf{x}} = - \lim_{\varepsilon \rightarrow +0} \text{P.V.} \int_{-\infty}^{+\infty} e^{ikV_{\mathbf{x}} - \varepsilon|V_{\mathbf{x}}|} \frac{\partial}{\partial V_{\mathbf{x}}} \left((I_{\mathbf{x}} + V_{\mathbf{x}}^2) w_{\mathbf{x}} - \sigma_{\mathbf{x}}^2 \frac{\partial}{\partial V_{\mathbf{x}}} w_{\mathbf{x}} \right) dV_{\mathbf{x}} \\ &= - \lim_{\varepsilon \rightarrow +0} \lim_{B \rightarrow +\infty} \int_{-B}^B e^{ikV_{\mathbf{x}} - \varepsilon|V_{\mathbf{x}}|} \frac{\partial}{\partial V_{\mathbf{x}}} \left((I_{\mathbf{x}} + V_{\mathbf{x}}^2) w_{\mathbf{x}} - \sigma_{\mathbf{x}}^2 \frac{\partial}{\partial V_{\mathbf{x}}} w_{\mathbf{x}} \right) dV_{\mathbf{x}} . \end{aligned}$$

Performing a partial integration, we obtain

$$\partial_t \mathcal{F}_{\mathbf{x}} = - \lim_{\varepsilon \rightarrow +0} \lim_{B \rightarrow +\infty} \left(e^{ikV_{\mathbf{x}} - \varepsilon|V_{\mathbf{x}}|} q_{\mathbf{x}}(V_{\mathbf{x}}) \Big|_{-B}^B - \int_{-B}^B \frac{\partial e^{ikV_{\mathbf{x}} - \varepsilon|V_{\mathbf{x}}|}}{\partial V_{\mathbf{x}}} q_{\mathbf{x}}(V_{\mathbf{x}}) dV_{\mathbf{x}} \right) , \quad (12)$$

where the probability flux for the \mathbf{x} -subpopulation is defined as

$$q_{\mathbf{x}} = (I_{\mathbf{x}} + V_{\mathbf{x}}^2) w_{\mathbf{x}} - \sigma_{\mathbf{x}}^2 \frac{\partial w_{\mathbf{x}}}{\partial V_{\mathbf{x}}} .$$

As the membrane potential, once it reaches the threshold $+B$, is reset to $-B$ this sets a boundary condition on the flux, namely $q_{\mathbf{x}}(B) = q_{\mathbf{x}}(-B)$ for $B \rightarrow +\infty$; therefore,

$$e^{ikB - \varepsilon B} q_{\mathbf{x}}(B) - e^{-ikB - \varepsilon B} q_{\mathbf{x}}(-B) = 2ie^{-\varepsilon B} \sin kB q_{\mathbf{x}}(B) \xrightarrow{B \rightarrow +\infty} 0$$

and the first term in Eq. (12) will vanish, thus the time derivative of the characteristic function is simply given by

$$\partial_t \mathcal{F}_{\mathbf{x}} = \lim_{\varepsilon \rightarrow +0} \lim_{B \rightarrow +\infty} \int_{-B}^B ik e^{ikV_{\mathbf{x}} - \varepsilon|V_{\mathbf{x}}|} \left((I_{\mathbf{x}} + V_{\mathbf{x}}^2) w_{\mathbf{x}} - \sigma_{\mathbf{x}}^2 \frac{\partial w_{\mathbf{x}}}{\partial V_{\mathbf{x}}} \right) dV_{\mathbf{x}} .$$

Hence, after performing one more partial integration for the remaining $V_{\mathbf{x}}$ -derivative term, we obtain

$$\begin{aligned}\partial_t \mathcal{F}_{\mathbf{x}} &= \lim_{\varepsilon \rightarrow +0} \text{P.V.} \int_{-\infty}^{+\infty} e^{ikV_{\mathbf{x}} - \varepsilon|V_{\mathbf{x}}|} [ik(I_{\mathbf{x}} + V_{\mathbf{x}}^2) w_{\mathbf{x}} - \sigma_{\mathbf{x}}^2 k^2 w_{\mathbf{x}}] dV_{\mathbf{x}} \\ &= ik \left(I_{\mathbf{x}} \mathcal{F}_{\mathbf{x}} + \lim_{\varepsilon \rightarrow +0} \text{P.V.} \int_{-\infty}^{+\infty} e^{ikV_{\mathbf{x}} - \varepsilon|V_{\mathbf{x}}|} V_{\mathbf{x}}^2 w_{\mathbf{x}} dV_{\mathbf{x}} \right) - \sigma_{\mathbf{x}}^2 k^2 \mathcal{F}_{\mathbf{x}}\end{aligned}\quad (13)$$

and finally

$$\partial_t \mathcal{F}_{\mathbf{x}} = ik[I_{\mathbf{x}} \mathcal{F}_{\mathbf{x}} - \partial_k^2 \mathcal{F}_{\mathbf{x}}] - \sigma_{\mathbf{x}}^2 k^2 \mathcal{F}_{\mathbf{x}}, \quad (14)$$

which is Eq. (4) in the Letter.

Under the assumption that $\mathcal{F}_{\mathbf{x}}(k, t)$ is an analytic function of the parameters \mathbf{x} one can calculate the average characteristic function for the population $F(k, t) = \int d\eta \int dJ \mathcal{F}_{\mathbf{x}}(k, t) g(\eta) h(J)$ and the corresponding FPE via the residue theorem, with the caution that different contours have to be chosen for positive (upper half-planes of complex η and J) and negative k (lower half-planes). Hence, the FPE is given by

$$\partial_t F = ik [H_0 F - \partial_k^2 F] - |k| D_0 F - S_0^2 k^2 F, \quad (15)$$

where $H_0 = I_0 + \eta_0 + J_0 r$, $D_0 = \Delta_{\eta} + \Delta_J r$ and $S_0^2 = \sigma^2(\eta_0 + i\Delta_{\eta} k/|k|, J_0 + i\Delta_J k/|k|) = \mathcal{N}_R + i\mathcal{N}_I$.

For the logarithm of the characteristic function, $F(k) = e^{\Phi(k)}$, one obtains the following evolution equation

$$\partial_t \Phi = ik[H_0 - \partial_k^2 \Phi - (\partial_k \Phi)^2] - |k| D_0 - S_0^2 k^2. \quad (16)$$

In this context the Lorentzian Ansatz amounts to set $\Phi_L = ikv - a|k|$ [43], by substituting Φ_L in (6) for $S_0 = 0$ one gets

$$\begin{aligned}\dot{v} &= H_0 + a^2 - v^2, \\ \dot{a} &= 2av + D_0,\end{aligned}\quad (17)$$

which coincides with the two dimensional mean-field model found in [21] with $r = a/\pi$.

In order to consider deviations from the Lorentzian distribution, we analyse the following general polynomial form for Φ :

$$\Phi = -a|k| + ikv - \sum_{n=2}^{\infty} \frac{q_n |k|^n + ip_n |k|^{n-1} k}{n}. \quad (18)$$

The terms entering in the above expression are dictated by the symmetry of the characteristic function $\mathcal{F}_{\mathbf{x}}(k)$ for real-valued $V_{\mathbf{x}}$, which is invariant for a change of sign of k joined to the complex conjugation. For this characteristic function neither moments, nor cumulats can be determined [44].

Hence, we can choose the notation in the form which would be most optimal for our consideration. Specifically, we introduce $\Psi = k\partial_k \Phi$,

$$\Psi = -(a \text{sign}(k) - iv)k - (q_2 + ip_2 \text{sign}(k))k^2 - (q_3 \text{sign}(k) + ip_3)k^3 - \dots \quad (19)$$

Please notice that

$$\Psi(-k) = \Psi^*(k) \quad [\text{as well as } \Phi(-k) = \Phi^*(k)]. \quad (20)$$

In this context Eq. (16) becomes

$$\partial_t \Psi = ikH_0 - |k|D_0 - ik\partial_k \left(k\partial_k \frac{\Psi}{k} + \frac{\Psi^2}{k} \right) - 2S_0^2 k^2. \quad (21)$$

It is now convenient to introduce the *pseudo-cumulants*, defined as follows:

$$W_1 \equiv a - iv, \quad W_n \equiv q_n + ip_n. \quad (22)$$

From Eq. (21) we can thus obtain the evolution equation for the pseudo-cumulants W_m , namely

$$\dot{W}_m = (D_0 - iH_0)\delta_{1m} + 2(\mathcal{N}_R + i\mathcal{N}_I)\delta_{2m} + im\left(-mW_{m+1} + \sum_{n=1}^m W_n W_{m+1-n}\right), \quad (23)$$

where for simplicity we have assumed $k > 0$ and employed the property (20). Moreover, we have omitted the $k\delta(k)$ contribution, since it vanishes.

The evolution of the first two pseudo-cumulant reads as:

$$\dot{W}_1 = D_0 - iH_0 - iW_2 + iW_1^2, \quad (24)$$

$$\dot{W}_2 = 2(\mathcal{N}_R + i\mathcal{N}_I) + 4i(-W_3 + W_2W_1). \quad (25)$$

Or equivalently

$$\dot{r} = \Delta_\eta/\pi + \Delta_J r + 2rv + p_2/\pi, \quad (26a)$$

$$\dot{v} = I_0 + \eta_0 + J_0 r - \pi^2 r^2 + v^2 + q_2, \quad (26b)$$

$$\dot{q}_2 = 2\mathcal{N}_R + 4(p_3 + q_2 v - \pi p_2 r), \quad (26c)$$

$$\dot{p}_2 = 2\mathcal{N}_I + 4(-q_3 + \pi q_2 r + p_2 v), \quad (26d)$$

which is Eq. (11) in the Letter.

FIRING RATE AND MEAN MEMBRANE POTENTIAL FOR PERTURBED LORENTZIAN DISTRIBUTIONS

In the following we will demonstrate that the definitions of the firing rate r and of the mean membrane potential v in terms of the PDF $w(V, t)$, namely:

$$r = \lim_{V \rightarrow \infty} V^2 w(V, t) \quad \text{and} \quad v = \text{P.V.} \int_{-\infty}^{+\infty} V w(V, t) dV,$$

obtained in [21] for a Lorentzian distribution, are not modified even by including in the PDF the correction terms $\{q_n, p_n\}$.

The probability density for the membrane potentials $w(V, t)$ is related to the characteristic function $F(k)$ via the following anti-Fourier transform

$$w(V, t) = (2\pi)^{-1} \int_{-\infty}^{+\infty} F(k) e^{-ikV} dk$$

with $F(k) = e^{\Phi(k)}$. By considering the deviations of $\Phi(k)$ from the Lorentzian distribution up to the second order in k , we have

$$\begin{aligned} 2\pi w(V, T) &= \int_{-\infty}^{+\infty} e^{ikv - a|k| - q_2 \frac{k^2}{2} - ip_2 \frac{k|k|}{2}} e^{-ikV} dk \\ &\approx \int_{-\infty}^{+\infty} e^{-iky - a|k|} \left(1 - q_2 \frac{k^2}{2} - ip_2 \frac{k|k|}{2}\right) dk \\ &= \int_{-\infty}^{+\infty} \left(1 + \frac{q_2}{2} \left[(1-\theta) \frac{\partial^2}{\partial y^2} - \theta \frac{\partial^2}{\partial a^2}\right] - \frac{p_2}{2} \frac{\partial^2}{\partial y \partial a}\right) e^{-iky - a|k|} dk, \end{aligned}$$

where $y = V - v$ and θ is an arbitrary parameter. Thus one can rewrite

$$w(V, t) \approx \left(1 + \frac{q_2}{2} \left[(1-\theta) \frac{\partial^2}{\partial y^2} - \theta \frac{\partial^2}{\partial a^2}\right] - \frac{p_2}{2} \frac{\partial^2}{\partial y \partial a}\right) \frac{a}{\pi(a^2 + y^2)}. \quad (27)$$

From the expression above, it is evident that q_2 and p_2 , as well as the higher-order corrections, do not modify the firing rate definition reported in [21] for the Lorentzian distribution, indeed

$$r = \lim_{V \rightarrow \infty} V^2 w(V, t) = \frac{a}{\pi}.$$

Let us now estimate the mean membrane potential by employing the PDF (27), where we set the arbitrary parameter θ to zero without loss of generality, namely

$$w(V, t) = \left(1 + \frac{q_2}{2} \frac{\partial^2}{\partial V^2} - \frac{p_2}{2} \frac{\partial^2}{\partial V \partial a} + \dots \right) w_0(V, t),$$

where $w_0(V, t) = \pi^{-1} a / [a^2 + (V - v)^2]$. The mean membrane potential is given by

$$\begin{aligned} \langle V \rangle &= \text{P.V.} \int_{-\infty}^{+\infty} V w(V, t) dV = \text{P.V.} \int_{-\infty}^{+\infty} \left(V w_0 - \frac{q_2}{2} \frac{\partial w_0}{\partial V} + \frac{p_2}{2} \frac{\partial w_0}{\partial a} + \dots \right) dV \\ &= v - \frac{q_2}{2} \int_{-\infty}^{+\infty} \frac{\partial w_0}{\partial V} dV + \frac{p_2}{2} \frac{\partial}{\partial a} \int_{-\infty}^{+\infty} w_0 dV + \dots \\ &= v - \frac{q_2}{2} w_0 \Big|_{-\infty}^{+\infty} + \frac{p_2}{2} \frac{\partial 1}{\partial a} + \dots = v. \end{aligned} \quad (28)$$

All the higher-order corrections entering in $w(V, t)$, denoted by (\dots) in (28), have the form of higher-order derivatives of w_0 with respect to V and a ; therefore they yield a zero contribution to the estimation of $\langle V \rangle$. Thus, Eq. (28) is correct not only to the 2nd order, but also for higher orders of accuracy. We can see that the interpretation of the macroscopic variables $a = \pi r$ and $v = \langle V \rangle$ in terms of the firing rate and of the mean membrane potential entering in Eq. (23) or Eqs. (26a)–(26d) remains exact even away from the Lorentzian distribution.

SMALLNESS HIERARCHY OF THE PSEUDO-CUMULANTS

Eq. (23) for $m > 1$ can be recast in the following form

$$\dot{W}_{m>1} = 2m(v + i\pi r)W_m + 2(\mathcal{N}_R + i\mathcal{N}_I)\delta_{2m} + im \left(-mW_{m+1} + \sum_{n=2}^{m-1} W_n W_{m+1-n} \right), \quad (29)$$

where W_m is present only in the first term of the right-hand side of the latter equation.

Let us now understand the average evolution of W_M . In particular, by dividing Eq. (11a) by r and averaging over time, one finds that

$$\bar{v} = -\frac{\Delta_\eta + \overline{p_2}}{2\pi\bar{r}} - \frac{\Delta_J}{2}, \quad (30)$$

where $\bar{\cdot}$ denotes the average in time and where we have employed the fact that the time-average of the time-derivative of a bounded process is zero, i.e. $\frac{d}{dt} \ln r = 0$. Since $r(t)$ can be only positive, \bar{v} will be strictly negative for a heterogeneous population ($\Delta_\eta \neq 0$ and/or $\Delta_J \neq 0$) in the case of nonlarge deviations from the Lorentzian distribution, i.e., when p_2 is sufficiently small. In particular, for asynchronous states $v = \bar{v}$, hence, Eq. (30) yields a relaxation dynamics for W_m under forcing by W_{m+1} and W_1, \dots, W_{m-1} ; by continuity, this dissipative dynamics holds also for oscillatory regimes which are not far from the stationary states.

Let us explicitly consider the dynamics of the equations (29) for $m = 2, 3, 4$, namely:

$$\dot{W}_2 = 4(v + i\pi r)W_2 - i4W_3 + 2(\mathcal{N}_R + i\mathcal{N}_I), \quad (31)$$

$$\dot{W}_3 = 6(v + i\pi r)W_3 + i3W_2^2 - i9W_4, \quad (32)$$

$$\dot{W}_4 = 8(v + i\pi r)W_4 + i8W_2W_3 - i16W_5, \quad (33)$$

...

In absence of noise terms $\mathcal{N}_R = \mathcal{N}_I = 0$, we consider a small deviation from the Lorentzian distribution such that $|W_n| < C\varepsilon^{n-1}$, where C is some positive constant and $\varepsilon \ll 1$ is a smallness parameter. In this case, from Eq. (31) one observes that W_2 tends to $\sim W_3$, while from Eq. (32), $W_3 \rightarrow \sim W_2^2$. Therefore, $W_2 \rightarrow \sim W_2^2$, which means that $W_2(t \rightarrow +\infty) \rightarrow 0$. Further, from Eq. (33), $W_4 \rightarrow \sim W_2W_3 \sim W_2^3 \rightarrow 0$. Thus, in absence of noise, the systems tends to a state $W_1 \neq 0$, $W_{m>1} = 0$ (at least from a small but finite vicinity of this state). This tell us that the Lorentzian distribution is an attractive solution in this case.

In presence of noise, by assuming that $|\mathcal{N}_R + i\mathcal{N}_I| \sim \sigma^2$, a similar analysis of Eqs. (31)–(33) yields $|W_2| \rightarrow \sim \sigma^2$, $|W_3| \rightarrow \sim |W_2^2| \sim \sigma^4, \dots$,

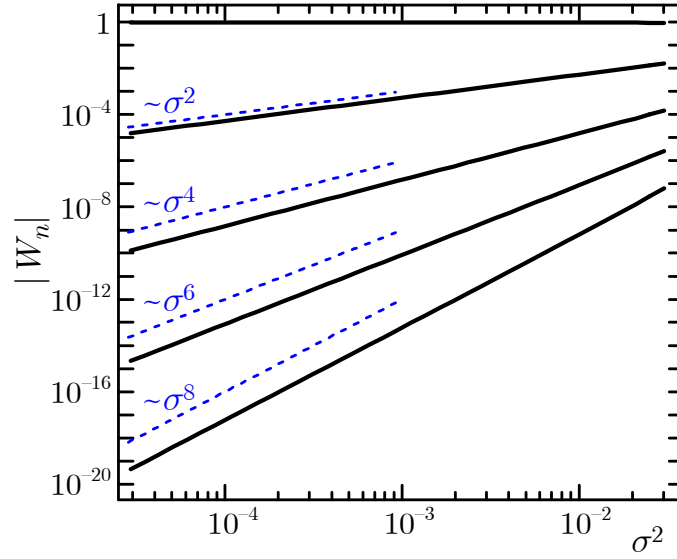


FIG. 3. Modulus of the pseudo-cumulants $|W_n|$ versus the noise variance σ^2 for n ranging from 1 to 5 from top to bottom. The pseudo-cumulants are estimated by integrating Eq. (10) in the main text with extended precision (30 digits) and by limiting the sum to the first 100 elements. Other parameters: $I_0 = 0.1$, $\eta_0 = -1$, $J_0 = 1$, $\Delta_\eta = 0.1$ and $\Delta_J = 0.1$.

$$|W_m| \rightarrow \sim \sigma^{2(m-1)} .$$

The above scaling is well confirmed by the data reported in Fig. 3. Therefore, a two-element truncation (24)–(25) of the infinite equation chain (23) is well justified as a first significant correction to the Lorentzian distribution dynamics.