

Symmetry-reduced Dynamic Mode Decomposition of Near-wall Turbulence

E. Marensi^{1,2}, G. Yalnız¹, B. Hof¹ and N. B. Budanur^{1,3} †

¹Institute of Science and Technology Austria (IST Austria), Am Campus 1, 3400 Klosterneuburg, Austria

²The University of Sheffield, Department of Mechanical Engineering, Mappin Street, S1 3JD Sheffield, United Kingdom

³Max Planck Institute for the Physics of Complex Systems (MPIPKS), Nöthnitzer Straße 38, 01187 Dresden, Germany

(Preprint 28 November 2022)

Data-driven dimensionality reduction methods such as proper orthogonal decomposition (POD) and dynamic mode decomposition (DMD) have proven to be useful for exploring complex phenomena within fluid dynamics and beyond. A well-known challenge for these techniques is posed by the continuous symmetries, e.g. translations and rotations, of the system under consideration as drifts in the data dominate the modal expansions without providing an insight into the dynamics of the problem. In the present study, we address this issue for fluid flows in rectangular channels by formulating a continuous symmetry reduction method that eliminates the translations in the streamwise and spanwise directions simultaneously. We demonstrate our method by computing the symmetry-reduced dynamic mode decomposition (SRDMD) of sliding windows of data obtained from the transitional plane-Couette and turbulent plane-Poiseuille flow simulations. In the former setting, SRDMD captures the dynamics in the vicinity of the invariant solutions with translation symmetries, i.e. travelling waves and relative periodic orbits, whereas in the latter, our calculations reveal episodes of turbulent time evolution that can be approximated by a low-dimensional linear expansion.

1. Introduction

Turbulence is a strongly nonlinear phenomenon exhibiting chaotic spatio-temporal behaviour at many scales. Despite its complexity, a certain degree of coherence is observed and has been studied for many years with the goal of describing dynamics of turbulent flows in terms of few *coherent structures* (Jiménez, 2018a). In the context of wall-bounded flows, a considerable amount of research (see e.g. Hamilton et al., 1995; Jiménez and Pinelli, 1999; Schoppa and Hussain, 2002; Waleffe, 1997) is devoted to understanding the turbulence-sustaining mechanisms in terms of *quasi-streamwise vortices*, coherent regions of vortically moving fluid transverse to the flow direction, and *streaks*, elongated high- or low-speed modulation of the base flow. Despite the abundant numerical and experimental evidence supporting the importance of streaks in wall turbulence and the intuitive physical picture provided by their interactions with vortices, the definition of a streak is based on experimental observations, thus inherently subjective (Jiménez, 2018b). Consequently, one does not know how much is lost by neglecting the rest of the fluctuations in turbulent flow.

A complementary, yet mathematically exact, approach to low-dimensionality in turbulence is provided by the so-termed (Waleffe, 2001) *exact coherent structures* (ECS), which are unstable time-invariant (self-sustaining) solutions of the Navier–Stokes equations such as equilibria, travelling waves and periodic orbits. These correspond to compact low-dimensional objects in the infinite-dimensional *state space* of all possible flow fields and influence the

† Email address for correspondence: nbudanur@pks.mpg.de

dynamics in their vicinity via their stable and unstable manifolds (Budanur, Dogra et al., 2019; Budanur and Hof, 2018; Budanur, Short et al., 2017; Farano et al., 2018; Gibson, Halcrow et al., 2008; Suri, Pallantla et al., 2019; Suri, Tithof et al., 2017, 2018; Veen and Kawahara, 2011). In other words, together with their stable and unstable manifolds, ECS provide the intrinsic coordinates that can transiently approximate turbulence. Despite the importance of ECS being fully established for transitional and low-Reynolds-number turbulent flows (see extensive reviews by Eckhardt et al., 2007; Graham and Floryan, 2021; Kawahara et al., 2012; Kerswell, 2005), tools for computing them become impractical at higher Reynolds numbers that require many more numerical degrees of freedom to resolve in a direct numerical simulation (DNS). Thus, the relevance of ECS for complex turbulent flows remains an open question.

The current availability of large data sets, both from experiments and simulations, and ongoing developments of data-driven modelling tools offer new avenues for tackling the problem of identifying low-dimensional behaviour underpinning complex fluid dynamics. Indeed, high-dimensional data can be fed into data-driven decomposition techniques to gain useful information about the underlying physical processes (Rowley and Dawson, 2017). Amongst these methods, dynamic mode decomposition (DMD) (P. Schmid and Sesterhenn, 2008; P. J. Schmid, 2010) has been successfully applied to many complex fluid systems (for a comprehensive list see Rowley and Dawson, 2017, table 3) with the aim of extracting dynamically important flow features from time-resolved data. DMD generates a hierarchy of flow fields (DMD modes) and the associated eigenvalues (DMD eigenvalues) that can be used to approximate the input data by a linear expansion. Finding a linear modal expansion to describe strongly nonlinear chaotic fluid dynamics might at first sound like a hopeless endeavour. However, such an approximation can be found for a finite time, similar, in spirit, to using a nonlinear invariant solution and its stable/unstable manifolds to approximate turbulent time evolution in its neighbourhood. One way of rationalizing this is through the interpretation of DMD modes as the eigenmodes of the best-fit linear system for the given data set (Kutz et al., 2016). Another reasoning follows from the correspondence between DMD and Koopman mode decomposition (Rowley, Mezić et al., 2009), which, under certain assumptions, states that DMD can be interpreted as a finite-dimensional approximation to the spectrum of the linear Koopman operator (Koopman, 1931; Mezić, 2005) that acts on the observables associated with the dynamical system under consideration.

In this paper, we present applications of DMD to the data obtained from the DNS of transitional Couette and turbulent Poiseuille flows in rectangular channels. The key technical advancement here is the preprocessing of data by symmetry reduction to eliminate the degeneracies due to streamwise and spanwise translations, which resolves the well-known shortcomings (Kutz et al., 2016; Sesterhenn and Shahirpour, 2019) of DMD in systems with continuous symmetries. In such settings, the drifts in the continuous symmetry directions artificially increase the dimensionality of embeddings that can reliably capture the dynamics (Baddoo et al., 2021; Lu and Tartakovsky, 2020; Mendible et al., 2020; Rowley and Marsden, 2000; Sesterhenn and Shahirpour, 2019). Furthermore, in spatiotemporal systems with a continuous flux, such as the Poiseuille flow considered here, the drifting motion completely dominates the DMD spectra, obscuring the physically-important dynamics of the system under study. Through examples in the following, we demonstrate that the *symmetry-reduced dynamic mode decomposition* (SRDMD) of the channel flows resolves the aforementioned issues and reveals episodes that can be reliably described by low-dimensional linear expansions.

The paper is organized as follows. In §2, we introduce channel flows and our computational setup. We introduce the symmetries of channel flows and formulate our continuous symmetry reduction method in §3. We summarize the DMD algorithm in §4 and then apply it to the

symmetry-reduced DNS data from Couette and Poiseuille flows in §5 and §6, respectively. We conclude with a discussion of our results and the future directions in §7.

2. Channel flows and the computational setup

We consider flows between two parallel plates in a rectangular domain $(x, y, z) \in [0, L_x] \times [-1, 1] \times [0, L_z]$, where x, y, z are the streamwise, wall-normal and spanwise directions, respectively. We take the base-fluctuation decomposition $\mathbf{u}_{\text{total}}(\mathbf{x}, t) = U(y)\hat{\mathbf{x}} + \mathbf{u}(\mathbf{x}, t)$, $p_{\text{total}}(\mathbf{x}, t) = P_x(t)x + p(\mathbf{x}, t)$ where $U(y)\hat{\mathbf{x}}$ is the base (laminar) flow, and $P_x(t)$ is the spatial mean of the streamwise pressure gradient. Using these definitions, the governing Navier–Stokes equations can be written as

$$\partial_t \mathbf{u} = -\mathbf{u}_{\text{total}} \cdot \nabla \mathbf{u}_{\text{total}} - \nabla p + Re^{-1} \nabla^2 \mathbf{u} + [Re^{-1} \partial_y^2 U(y) - P_x] \hat{\mathbf{x}}, \quad (2.1)$$

where $\partial_a := \partial/\partial a$ and Re is the Reynolds number. In the following, we consider two base flows, namely $U^{(C)} = y$ (Couette) and $U^{(P)} = 1 - y^2$ (Poiseuille). In both cases, the fluctuating velocity fields are periodic in the homogeneous directions, i.e. $\mathbf{u}(\mathbf{x}, t) = \mathbf{u}(\mathbf{x} + L_x \hat{\mathbf{x}}, t) = \mathbf{u}(\mathbf{x} + L_z \hat{\mathbf{z}}, t)$, vanish (no-slip) at the walls, i.e. $\mathbf{u}(\mathbf{x}, t)|_{y=\pm 1} = 0$, and satisfy the incompressibility condition $\nabla \cdot \mathbf{u} = 0$. All of our results to follow are given for the fluctuations $\mathbf{u} = [u, v, w](x, y, z)$ from the base flows, for which we define the L_2 inner product and the L_2 norm respectively as

$$\langle \mathbf{u}_1, \mathbf{u}_2 \rangle := \frac{1}{2L_x L_z} \int_0^{L_z} \int_{-1}^1 \int_0^{L_x} \mathbf{u}_1 \cdot \mathbf{u}_2 \, dx \, dy \, dz \quad \text{and} \quad \|\mathbf{u}\| = \sqrt{\langle \mathbf{u}, \mathbf{u} \rangle}. \quad (2.2)$$

We utilize Channelflow 2.0 (Gibson, Reetz et al., 2020) for the numerical integration of (2.1) in computational domains, properties of which are summarized in table 1. In all simulations, we use dynamically-adjusted time steps so that the Courant–Friedrichs–Lewy number (CFL) satisfies $0.15 \leq CFL < 0.3$. Our first Couette domain W03 is identical to that of Waleffe, 2003 and the second domain HKW is based on Hamilton et al., 1995, see table 1. For the latter, we adopt the resolution used in Viswanath, 2007, which is higher than the one used in Hamilton et al., 1995. For Poiseuille flow, we chose $Re = 2000$ and $Re = 5000$, which we refer to as P2K and P5K, respectively, in table 1 and hereafter. We determined the spatial resolutions such that the energy stored in the Fourier/Chebyshev modes with the highest wave numbers are at least six orders of magnitude smaller than those in the lowest ones at all times. All of our domains are “minimal” in the sense that if the spanwise extent is reduced, the simulations quickly laminarize. The Couette simulations are carried under the constraint $P_x = 0$, hence the fluid flux $Q_x(t) = \int_{-1}^1 \int_0^{L_z} \mathbf{u} \cdot \hat{\mathbf{x}} \, dy \, dz$ varies instantaneously. In contrast, we simulate Poiseuille flow under the constraint $Q_x = 4L_z/3$, which leaves $P_x(t)$ fluctuating. Additionally in the Poiseuille case, we impose symmetry invariance with respect to the midplane on the velocity fields, which restricts the dynamics into a lower-dimensional flow-invariant subspace without altering wall friction and the Reynolds stresses near the wall. For the Poiseuille systems P2K and P5K, we estimate the friction Reynolds numbers and the channel dimensions in wall units (Pope, 2000) as $(Re_\tau, L_x^+, L_z^+) \approx (98, 280, 123)$ and $(Re_\tau, L_x^+, L_z^+) \approx (205, 280, 120)$ respectively. Note that our spanwise domain length is slightly larger than the minimal flow unit $L_z^+ \approx 100$ established in (Jiménez and Moin, 1991). We suspect that this is due to our symmetry constraint which does not allow for single-wall localization of turbulent structures that was observed by Jimenez and Moin at this Re .

Table 1: The laminar flows $U(y)$, the domain lengths L_x and L_z , the grid dimensions N_x , N_y , N_z , and the additional constraints of the computational setups. Here W03 and HKW correspond to the Couette domains of Waleffe, 2003 and Hamilton et al., 1995, respectively, while P2K and P5K correspond to the Poiseuille systems at $Re = 2000$ and 5000 , respectively.

	W03	HKW	P2K	P5K
$U(y)$	y	y	$1 - y^2$	$1 - y^2$
Re	400	400	2000	5000
L_x	$2\pi/1.14$	$2\pi/1.14$	$2\pi/2.2$	$2\pi/4.6$
L_z	$2\pi/2.5$	$2\pi/1.67$	$2\pi/5$	$2\pi/10.7$
N_x	48	48	64	64
N_z	35	48	48	48
N_y	48	65	97	193
Constraints	$P_x=0$	$P_x=0$	$\dot{Q}_x=0, \mathbf{R}_y \mathbf{u}=\mathbf{u}$	$\dot{Q}_x=0, \mathbf{R}_y \mathbf{u}=\mathbf{u}$

3. Symmetries and symmetry reduction

Both Couette and Poiseuille systems are equivariant under the translations

$$\mathbf{T}(\delta x, \delta z)[u, v, w](x, y, z) = [u, v, w](x - \delta x, y, z - \delta z), \quad (3.1)$$

where $\delta x \in [0, L_x)$ and $\delta z \in [0, L_z)$, and the reflection

$$\mathbf{R}_z[u, v, w](x, y, z) = [u, v, -w](x, y, -z). \quad (3.2)$$

Additionally, Poiseuille flow admits the equivariance under the reflection

$$\mathbf{R}_y[u, v, w](x, y, z) = [u, -v, w](x, -y, z) \quad (3.3)$$

with respect to the midplane; and plane-Couette flow is equivariant under the simultaneous reversal of streamwise and wall-normal directions, i.e.

$$\mathbf{R}_{xy}[u, v, w](x, y, z) = [-u, -v, w](-x, -y, z). \quad (3.4)$$

For the present study, the equivariance of a flow under a symmetry group \mathcal{G} has two important consequences (Chossat and Lauterbach, 2000; Golubitsky and Schaeffer, 1985): (i) If $\mathbf{u}(\mathbf{x}, t)$ for $t \in [t_i, t_f]$ is a trajectory of the system, then so is $\mathbf{S}\mathbf{u}(\mathbf{x}, t)$ where $\mathbf{S} \in \mathcal{G}$; (ii) If $\mathbf{u}(\mathbf{x}, 0)$ is invariant under $\mathbf{S} \in \mathcal{G}$ satisfying $\mathbf{S}\mathbf{u}(\mathbf{x}, 0) = \mathbf{u}(\mathbf{x}, 0)$, then its forward-time evolution remains invariant under \mathbf{S} , i.e. $\mathbf{S}\mathbf{u}(\mathbf{x}, t) = \mathbf{u}(\mathbf{x}, t)$ for $t > 0$. We make use of (ii) when restricting our study of Poiseuille flow into the space of solutions that are invariant under (3.3). Due to the presence of continuous symmetries, (i) effectively implies that the generic solutions of Couette and Poiseuille flows have infinitely-many symmetry copies due to translations and their combinations with various reflections.

Sirovich, 1987b showed that if a data set of flow states is symmetric under a continuous translation, then its proper orthogonal decomposition (POD) results in modes that align with Fourier modes in the homogeneous directions, carrying no information about the physics of the system. As a remedy, Rowley and Marsden, 2000 suggested reducing the symmetry degree of freedom prior to the POD of the data obtained from a system with translation symmetry. Their method relied on an experimentally-chosen template to which the simulation data is matched. As noted by the authors themselves, such a symmetry reduction method has a finite domain of applicability, the boundary of which is set by the singularity of the so-called reconstruction equation. Recently, the difficulties posed by continuous symmetries for

dimensionality reduction have also received attention in DMD and machine learning literature and several new techniques to address them were proposed. Sesterhenn and Shahirpour, 2019 suggested a space-time rotation that can be employed at a characteristic group velocity to improve the performance of DMD in drift-dominated systems. Lu and Tartakovsky, 2020 introduced the Lagrangian DMD which requires one to co-evolve the solution grid along with the scalar fields. In the physics-informed DMD developed by Baddoo et al., 2021, the DMD matrix that provides the best-fit linear system to the data is constrained to the space of matrices that commute with the symmetry operators. Finally, Kneer et al., 2022 utilize the so-called spatial translation networks to perform template matching akin to that of Rowley and Marsden, 2000. Each of these methods come with a new set of technical difficulties and it is unclear whether they are practical for the three-dimensional complex fluid flows that we consider here. In the following, we avoid these difficulties by taking an approach similar to that of Rowley and Marsden, 2000 and formulate a symmetry reduction method for preprocessing channel flow data prior to its DMD. Differently from Rowley and Marsden, 2000, our method yields a symmetry reduction for all dynamics of interest.

Budanur, Cvitanović et al., 2015 showed that a polar coordinate transformation in the Fourier space of a spatially extended system can be interpreted as a *slice*, that is, a codimension-1 manifold in the state space where each set of translation-equivalent states is represented by its unique intersection with this manifold. On applications to the Kuramoto–Sivashinsky system, Budanur, Cvitanović et al., 2015 demonstrated that such a *first Fourier mode slice* can be used to reduce the translation symmetry of the flow for all dynamics of interest. Later, the method was successfully adapted to two-dimensional Kolmogorov (Farazmand, 2016; Hiruta and Toh, 2017) and three-dimensional pipe (Budanur and Hof, 2018; Budanur, Short et al., 2017; Willis et al., 2016) flows; see Budanur, Borrero-Echeverry et al., 2015 for a pedagogical introduction. Here, we formulate this method to flows in rectangular channels. We begin by defining the slice templates

$$\hat{\mathbf{u}}'_x := \mathbf{f}_x(y) \cos(2\pi x/L_x), \quad (3.5)$$

$$\hat{\mathbf{u}}'_z := \mathbf{f}_z(y) \cos(2\pi z/L_z), \quad (3.6)$$

where $\mathbf{f}_x(y)$ and $\mathbf{f}_z(y)$ are to-be-specified vector-valued functions of the wall-normal coordinate only. Let \mathbf{u} be a solution and the set $\mathcal{M}_{\mathbf{u}}^x = \{\mathbf{T}(\delta x, 0)\mathbf{u} \mid \delta x \in [0, L_x]\}$ be formed by \mathbf{u} and its streamwise-translation copies. The key idea behind the first Fourier mode slice is the observation that any nonzero projection of $\mathcal{M}_{\mathbf{u}}^x$ onto the plane spanned by $\hat{\mathbf{u}}'_x$ and its quarter-domain shift $\mathbf{T}(L_x/4, 0)\hat{\mathbf{u}}'_x = \mathbf{f}_x(y) \sin(2\pi x/L_x)$ is of circular shape. Thus, a transformation that fixes the polar angle $\phi_x := \arg(\langle \mathbf{u}, \hat{\mathbf{u}}'_x \rangle + i \langle \mathbf{u}, \mathbf{T}(L_x/4, 0)\hat{\mathbf{u}}'_x \rangle)$ can be used to reduce the translation symmetry. Following analogous observations, we define $\phi_z := \arg(\langle \mathbf{u}, \hat{\mathbf{u}}'_z \rangle + i \langle \mathbf{u}, \mathbf{T}(0, L_z/4)\hat{\mathbf{u}}'_z \rangle)$ and the symmetry-reducing transformations

$$S_x(\mathbf{u}) := \mathbf{T}\left(-\frac{\phi_x L_x}{2\pi}, 0\right)\mathbf{u}, \quad (3.7)$$

$$S_z(\mathbf{u}) := \mathbf{T}\left(0, -\frac{\phi_z L_z}{2\pi}\right)\mathbf{u}. \quad (3.8)$$

Noting that the slice templates $\hat{\mathbf{u}}'_x(x, y)$ (3.5) and $\hat{\mathbf{u}}'_z(y, z)$ (3.6) do not depend on the z and x coordinates respectively and the translations in x and z directions commute, we reduce the streamwise and spanwise translations simultaneously by simply applying (3.7) and (3.8) consecutively as

$$\hat{\mathbf{u}} = S(\mathbf{u}) = S_z(S_x(\mathbf{u})). \quad (3.9)$$

Until now, we left the wall-normal dependence of the template functions (3.5, 3.6)

unspecified. In order to clarify this final point, let us first give a geometric interpretation of continuous symmetry reduction. Since symmetry reduction eliminates two continuous translation degrees of freedom, the symmetry-reduced velocity fields $\hat{\mathbf{u}}(t)$ are confined to a submanifold in the state space with two dimensions less than that accommodating the original velocity fields $\mathbf{u}(t)$. This information, however, is not lost and can be recovered as long as one keeps track of the slice phases $\phi_x(t)$ and $\phi_z(t)$. Rowley and Marsden, 2000 showed that these phases can also be obtained by integrating the reconstruction equations

$$\dot{\phi}_x(t) = \left(\frac{2\pi}{L_x} \right) \frac{\langle \partial_x \hat{\mathbf{u}}'_x, \partial_t \mathbf{u}|_{\mathbf{u}=\hat{\mathbf{u}}(t)} \rangle}{\langle \partial_x \hat{\mathbf{u}}'_x, \partial_x \hat{\mathbf{u}}(t) \rangle}, \quad (3.10)$$

$$\dot{\phi}_z(t) = \left(\frac{2\pi}{L_z} \right) \frac{\langle \partial_z \hat{\mathbf{u}}'_z, \partial_t \mathbf{u}|_{\mathbf{u}=\hat{\mathbf{u}}(t)} \rangle}{\langle \partial_z \hat{\mathbf{u}}'_z, \partial_z \hat{\mathbf{u}}(t) \rangle}. \quad (3.11)$$

Note that these phase velocities diverge if the denominators of the reconstruction equations vanish, at which point our symmetry reduction method would suffer a discontinuity. It is straightforward to confirm that these denominators are proportional to the amplitudes of the projections of the flow state \mathbf{u} onto the plane spanned by the respective slice template and their half-domain shift. In other words,

$$\langle \partial_x \hat{\mathbf{u}}'_x, \partial_x \hat{\mathbf{u}}(t) \rangle \propto \sqrt{\langle \mathbf{u}, \hat{\mathbf{u}}'_x \rangle^2 + \langle \mathbf{u}, \mathbf{T}(L_x/4, 0) \hat{\mathbf{u}}'_x \rangle^2}, \quad (3.12)$$

$$\langle \partial_z \hat{\mathbf{u}}'_z, \partial_z \hat{\mathbf{u}}(t) \rangle \propto \sqrt{\langle \mathbf{u}, \hat{\mathbf{u}}'_z \rangle^2 + \langle \mathbf{u}, \mathbf{T}(0, L_z/4) \hat{\mathbf{u}}'_z \rangle^2}, \quad (3.13)$$

thus, as long as these projections onto the template-planes do not vanish, the right-hand sides of the reconstruction equations (3.10, 3.11) remain finite. With this in mind, we determine $\mathbf{f}_x(y)$ and $\mathbf{f}_z(y)$ as follows to maximize the projection amplitudes (3.12) and (3.13) for turbulent trajectories. Let

$$\mathbf{f}_x(y) = \sum_{n=0}^{n_f} T_n(y) [c_x^{(x,n)} \hat{\mathbf{x}} + c_x^{(y,n)} \hat{\mathbf{y}} + c_x^{(z,n)} \hat{\mathbf{z}}], \quad (3.14)$$

$$\mathbf{f}_z(y) = \sum_{n=0}^{n_f} T_n(y) [c_z^{(x,n)} \hat{\mathbf{x}} + c_z^{(y,n)} \hat{\mathbf{y}} + c_z^{(z,n)} \hat{\mathbf{z}}], \quad (3.15)$$

where $T_n(y)$ are the Chebyshev polynomials of the first kind and $c_j^{i,n}$ ($i \in \{x, y, z\}$, $j \in \{x, z\}$, $n \in \{0, 1, \dots, n_f\}$) are the coefficients which we determine by maximizing

$$\mathcal{J}_x = \sum_{k=0}^K \langle \mathbf{u}(k\delta t), \hat{\mathbf{u}}'_x \rangle^2 + \langle \mathbf{u}(k\delta t), \mathbf{T}(L_x/4, 0) \hat{\mathbf{u}}'_x \rangle^2, \quad (3.16)$$

$$\mathcal{J}_z = \sum_{k=0}^K \langle \mathbf{u}(k\delta t), \hat{\mathbf{u}}'_z \rangle^2 + \langle \mathbf{u}(k\delta t), \mathbf{T}(0, L_z/4) \hat{\mathbf{u}}'_z \rangle^2, \quad (3.17)$$

for a turbulent trajectory $\{\mathbf{u}(t), t \in [0, K\delta t]\}$, under the constraints $\|\hat{\mathbf{u}}'_x\| = 1$ and $\|\hat{\mathbf{u}}'_z\| = 1$. The necessity of these unit-norm constraints can be understood by observing that (3.10) and (3.11) are invariant under the scaling of $\hat{\mathbf{u}}'_x$ and $\hat{\mathbf{u}}'_z$ by a constant. Thus, if we do not apply these constraints, then the prescribed optimization would diverge by arbitrarily increasing the template amplitudes, without a reduction in phase fluctuations. In the case of Poiseuille flow we have the additional constraint that the slice templates be \mathbf{R}_y -symmetric like the underlying flow. The cost functions (3.16) and (3.17) are the sums of squares of projection

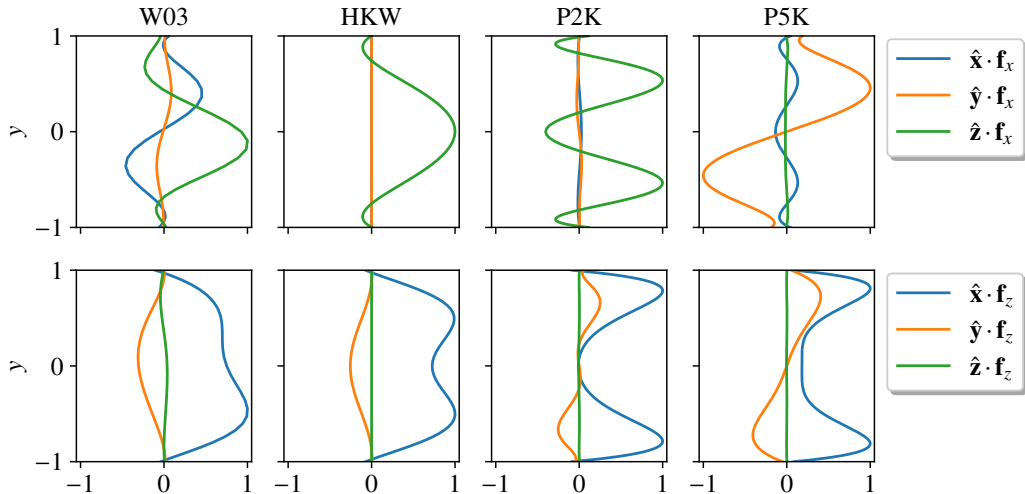


Figure 1: Wall-normal dependencies of the slice templates. Columns correspond to the domains studied, with the domain name noted on the top. Each \mathbf{f}_x and \mathbf{f}_z was normalized with $\max |\mathbf{f}_x|$ and $\max |\mathbf{f}_z|$, which does not affect slicing, in order for the plots to share the horizontal axes.

amplitudes (right-hand sides of (3.12) and (3.13)). For each domain that we study, we determine (3.14) and (3.15) truncated at $n_f = 7$ using a single turbulent trajectory sampled at steps of $t_s = 0.1$. The resulting $\mathbf{f}_x(y)$ and $\mathbf{f}_z(y)$ are plotted in figure 1 and the slice templates can be downloaded from Yalniz, Marensi et al., 2022. The phase velocities (3.10, 3.11) are plotted in figure 2. As shown, although the phase speeds exhibit occasional fast episodes, they remain finite throughout our simulations. Note that in figure 2, all phase velocities but ϕ_x of plane-Poiseuille flow fluctuate about zero. This is a consequence of Poiseuille flow's broken reflection symmetry in the streamwise direction due to the presence of a nonzero mean pressure gradient. Intuitively, one can understand this by considering the presence of the net drift due to the nonzero bulk velocity U_b in Poiseuille flow. However, it is also important to note that ϕ_x in Poiseuille flow is *not* equal to $2\pi U_b/L_x$, neither is any other phase velocity equal to 0, the bulk velocity at their respective directions, at all times: Phase velocities vary instantaneously and match the corresponding bulk velocities only when averaged over long periods.

As we shall further explain in §5 through an example, the episodes with fast phase velocities in figure 2 correspond to those at which chaotic trajectories have relatively small projection amplitudes (3.12, 3.13). Observing this, one might suggest the temporal minimum of these projections as a cost function to maximize as opposed to the sums of squares (3.16, 3.17). Although we experimented with such a cost function, ultimately we opted against it because the optimization problem of maximizing a temporal minimum is non-differentiable, thus significantly more complex, since the instance of the minimum jumps during the optimization procedure. In addition to its computational simplicity, another motivation to use the cost functions (3.16) and (3.17) is that we also want the episodes with fast phase oscillations to be infrequent. Note that in all the domains we considered, the wall-normal dependence of the spanwise slice template $\hat{\mathbf{u}}_z$ has the largest contribution from the streamwise fluctuations as shown in figure 1 (bottom row). Remembering that all of our computational domains are minimal flow units (Jiménez and Moin, 1991), we interpret our optimal slice templates as those that fix the spanwise positions of streaks, since the minimal flow units are characterized by the presence of a single pair of fast/slow streaks, which appear predominantly in the first

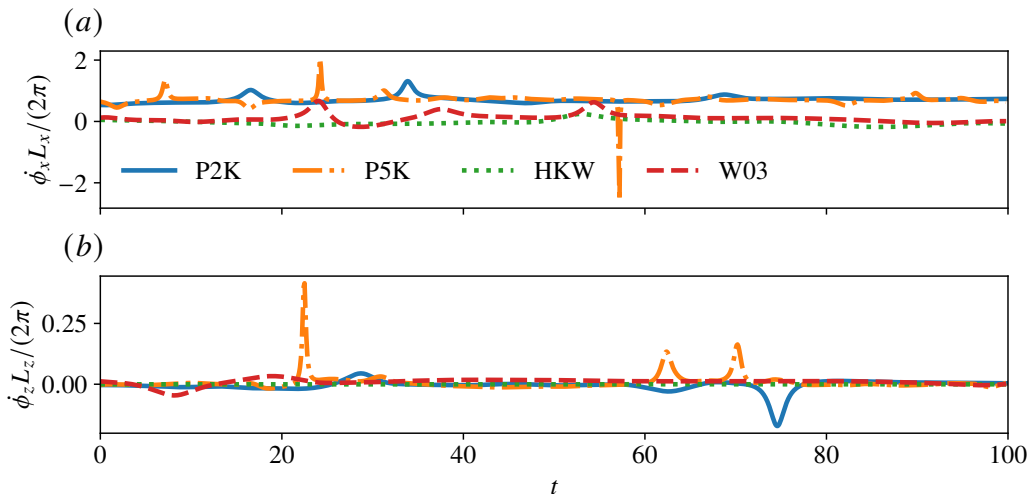


Figure 2: Finite-difference approximations $\dot{\phi}_{x,z}(t) \approx (\phi_{x,z}(t+\eta) - \phi_{x,z}(t))/\eta$ with $\eta = 0.1$ to the slice phase velocities ϕ_x (a) and ϕ_z (b) corresponding to turbulent trajectories in simulation domains considered. $\dot{\phi}_{x,z}$ are normalized by $2\pi/L_{x,z}$ to present the different domains together.

spanwise Fourier mode of streamwise velocity. Conversely, the streamwise contribution to the streamwise slice templates is much smaller (figure 1, top row) since in this direction, streaks make the largest contribution to the zeroth streamwise Fourier mode of streamwise velocity. Physically, we expect the symmetry reduction procedure to eliminate the drifts of the flow structures whose first Fourier mode components align with the slice templates. It should be noted and can also be seen in Supplementary Movies 1 & 2 that drifts with respect to these structures are still present in the symmetry reduced time evolution because in a turbulent flow fluctuations are advected at the local mean velocity which varies within the domain. In other words, symmetry reduction does not eliminate all drifts in the velocity fluctuations, but rather eliminates the translation degrees of freedom in the data by finding a representative state for each set of states that can be mapped to one another via symmetry operations.

4. Symmetry-reduced dynamic mode decomposition

Let $\xi(t)$ be the n -dimensional symmetry-reduced state vector corresponding to the fluid state at time t , $\Phi^t(\xi)$ be the finite-time flow induced by the DNS and symmetry reduction, and $\langle \xi_1, \xi_2 \rangle$ and $\|\xi\|$ denote the L_2 inner product and norm, respectively, of the corresponding velocity fields as defined in (2.2). Let ξ_k and ξ'_k be a pair of snapshots that are separated by time δt , i.e. $\xi'_k = \Phi^{\delta t}(\xi_k)$. Defining the $n \times m$ ($n \gg m$) data matrices $\Xi := [\xi_0, \xi_1, \dots, \xi_{m-1}]$ and $\Xi' := [\xi'_0, \xi'_1, \dots, \xi'_{m-1}]$, we consider the linear approximation $\Xi' \approx A \Xi$, where A is an $n \times n$ matrix. The best fit (in L_2 sense) to this approximation is given by $A = \Xi' \Xi^\dagger$, where \dagger denotes the Moore–Penrose pseudoinverse. We adopt the standard DMD algorithm (Kutz et al., 2016; Tu et al., 2014), which approximates the eigenvalues and eigenvectors of A without explicitly computing it as follows. Let $\Xi \approx U \Sigma V^*$ denote the rank- r ($r < m$) singular value decomposition (SVD) approximation of Ξ , where $U \in \mathbb{C}^{n \times r}$, $\Sigma \in \mathbb{C}^{r \times r}$, $V \in \mathbb{C}^{m \times r}$ and $*$ indicates the Hermitian transpose. Noting that the columns of U are the POD modes, we can rewrite the best-fit linear operator and its $r \times r$ projection onto the POD space as $A = \Xi' V \Sigma^{-1} U^*$ and $\tilde{A} = U^* A U = U^* \Xi' V \Sigma^{-1}$, respectively. Finally, we compute the eigenvalues Λ_j and eigenvectors $\tilde{\psi}_j$ of \tilde{A} , from which we obtain the SRDMD modes as $\psi_j = \Xi' V \Sigma^{-1} \tilde{\psi}_j$. Hereafter,

we refer to Λ_j as the ‘‘SRDMD multipliers’’ and $\lambda_j := \ln(\Lambda_j)/\delta t$ as the ‘‘SRDMD exponents’’. With these definitions, we can now write the SRDMD approximation of the time-evolution as

$$\tilde{\xi}(t) = \sum_{j=0}^{N_d-1} c_j \psi_j e^{\lambda_j t} \approx \xi(t), \quad (4.1)$$

where c_j are the SRDMD coefficients and $N_d \leq r$ is the number of SRDMD modes used to reconstruct the velocity field. Following Page and Kerswell, 2019, we set the coefficients c_j as those that minimize the cost function

$$\mathcal{J}(c_0, c_1, \dots, c_{N_d-1}) = \sum_{k=0}^{m-1} \|\xi(t_k) - \tilde{\xi}(t_k)\|^2. \quad (4.2)$$

In the following, we refer to the SRDMD mode ψ_0 with $\Lambda_j \approx 1$ ($\lambda_j \approx 0$) as the ‘‘marginal mode’’ and sort the rest according to their normalized spectra (Tu et al., 2014) in descending $|\Lambda_j|^m \|c_j \psi_j\|$. Note that ordering the SRDMD modes in this way amplifies (penalizes) those that grow (decay) by multiplying them with their respective multiplier raised to the power m .

We compute the SVD of Ξ using the method of snapshots (Sirovich, 1987a) and follow Holmes et al., 1996; Sirovich, 1989 to truncate it such that a sufficiently large fraction c_σ of the total energy is captured and no neglected mode contains, on average, more than a small fraction c_χ of the energy contained in the first mode. Namely

$$\sum_{i=0}^{r-1} \sigma_i^2 > c_\sigma \sum_{i=0}^{m-1} \sigma_i^2 \quad \text{and} \quad \frac{1}{m-r} \sum_{i=r}^{m-1} \sigma_i^2 < c_\chi \sigma_0^2, \quad (4.3)$$

where σ_i are the singular values. For all of our results to follow, we set $c_\sigma = 0.9999$ and $c_\chi = 0.001$ which we determined by ensuring that higher-rank truncations do not alter the leading SRDMD exponents in the first two digits.

Note that the above-summarised formulation of DMD does not necessitate the data points $\xi_0, \xi_1, \xi_2, \dots$ to be uniformly distributed in time. The only requirement is for the snapshot separation time δt to be fixed across all snapshot pairs (ξ_k, ξ'_k) . Therefore, one can increase the number of data points corresponding to a time interval by sampling it at a time step $t_s = \delta t/n$, where $n \in \mathbb{Z}^+$. In our plane-Couette examples of §5, we make use of this property by choosing $t_s = \delta t/10$, whereas in our Poiseuille flow demonstrations of §2, we use uniformly distributed samples separated by δt .

5. Relative Invariant Solutions and their SRDMD

Page and Kerswell, 2019, 2020 demonstrated how DMD captures dynamics of the plane-Couette flow near simple equilibria and periodic orbits defined by

$$\mathbf{u}_{\text{eq}}(t) = \mathbf{u}_{\text{eq}}(0) \quad \text{and} \quad \mathbf{u}_{\text{po}}(t + T_{\text{po}}) = \mathbf{u}_{\text{po}}(t), \quad (5.1)$$

respectively. The equilibria of the plane-Couette flow belong to the flow-invariant subspaces of $\mathbf{S}_1 \mathbf{R}_z$ and $\mathbf{S}_2 \mathbf{R}_{xy}$, where \mathbf{S}_1 and \mathbf{S}_2 are some elements of plane-Couette flow’s symmetry group. Invariance of these solutions under the symmetries involving reflections \mathbf{R}_z and \mathbf{R}_{xy} restricts their dynamics to the space of ‘‘non-drifting’’ velocity fields, see Gibson, Halcrow et al., 2009 for details. Besides the equilibria, these flow-invariant subspaces can also accommodate periodic orbits. Alternatively, the periodic orbits can be formed by two periods of a ‘‘preperiodic’’ (Budanur and Cvitanović, 2016) solution defined by $\mathbf{u}_{\text{ppo}}(t+T) = \mathbf{S}_r \mathbf{u}_{\text{ppo}}(t)$, where $\mathbf{S}_r \in \mathcal{G}$ satisfies $\mathbf{S}_r^2 = I$. When such symmetries are not present, the generic solutions

of plane-Couette flow exhibit streamwise and spanwise drifts. The simplest invariant solutions with drifts are the relative equilibria that satisfy

$$\mathbf{u}_{\text{req}}(t) = \mathbf{T}(c_x t, c_z t) \mathbf{u}_{\text{req}}(0), \quad (5.2)$$

where c_x and c_z are phase velocities; and the drifting counterpart of the periodic orbits are the relative periodic orbits defined by

$$\mathbf{u}_{\text{rpo}}(t + T_{\text{rpo}}) = \mathbf{T}(\Delta x_{\text{rpo}}, \Delta z_{\text{rpo}}) \mathbf{u}_{\text{rpo}}(t). \quad (5.3)$$

As our first demonstration of SRDMD, we apply it to trajectories in the vicinity of the relative equilibrium TW_3 , a travelling wave originally found by Gibson, Halcrow et al., 2009 in the W03 domain. † Figure 3(a) shows the SRDMD exponents (blue crosses) computed using five trajectories initiated as random perturbations to ξ_{TW_3} with perturbation amplitudes equal to $10^{-2} \|\xi_{\text{TW}_3}\|$. We integrated each of these trajectories in time and sampled the states at time steps of $t_s = 0.1$ in the time interval $t = [10, 80]$ in which the dynamics was found to be approximately linear. To construct the data matrices Ξ and Ξ' , we chose a separation time $\delta t = 1$ between the corresponding snapshots (ξ, ξ') and we randomly selected 200 pairs of snapshots out of the $(T_w - \delta t)/t_s + 1$ possible samples from each of the five trajectories, where the window length is $T_w = 70$. Using the resulting SRDMD modes, we computed the best-fit coefficients $c_j^{(k)}$ as explained in §4 for each trajectory $k = 1, 2, \dots, 5$ and ordered the exponents in descending $(1/5) \sum_{k=1}^5 |\Lambda_j|^m \|c_j^{(k)} \psi_j\|$, i.e. according to the trajectory-averaged normalized spectrum. For comparison, figure 3(a) also shows the linear stability spectrum of TW_3 , which we approximated via Arnoldi iteration (Trefethen and Bau, 1997) using its `channelflow` implementation. As shown, the SRDMD exponents yield an approximation to the leading (ordered in descending real parts) linear stability eigenvalues of the travelling wave. Specifically, the four unstable eigenvalues with $\text{Re } \lambda > 0$ of TW_3 are captured very well by SRDMD, whereas the stable part of the spectrum can only be partially observed among the SRDMD eigenvalues and a spurious complex-conjugate SRDMD stable mode with $\text{Re } \lambda < -0.05$ is also present in figure 3(a). In contrast, when we repeat this computation without symmetry reduction, we find that all non-marginal DMD modes simply lie at the drift frequency and its multiples, as seen in figure 3(d), and thus carry no information about the dynamics in the vicinity of the travelling wave.

To further illustrate how SRDMD captures dynamics in the vicinity of a travelling wave, we perturbed TW_3 in the directions of the eigenvectors corresponding to the eigenvalues λ_3 and λ_9 (counting eigenvalues starting from the most unstable λ_1), and computed SRDMD approximations to these trajectories using four modes, i.e. $N_d = 4$. Each of these calculations effectively resulted in three-dimensional SRDMD approximations with the fourth mode amplitude being negligible. Indeed, after symmetry reduction, one neutral mode along with a pair of complex conjugate is sufficient for capturing spiral in/out dynamics. In figure 3(b,c) these trajectories and their SRDMD approximations are visualized as projections onto the hyperplanes spanned by the real and imaginary parts of the leading non-marginal SRDMD modes, centred around their respective marginal modes. In these and all of our state space projections to follow, the axes correspond to $p_i = \langle \xi(t) - \psi_0, \psi_i \rangle$ and $p_i = \langle \tilde{\xi}(t) - \psi_0, \psi_i \rangle$ for DNS trajectories and their SRDMD approximations, respectively. As shown, SRDMD nicely captures the spiral-out/in dynamics of these unstable/stable neighbourhoods.

In order to demonstrate how the drifting motion of the travelling wave obscures the dynamics when the continuous symmetries are not taken into consideration, we repeated our spectrum calculation and approximations to the unstable/stable subspaces without reducing the continuous symmetries. As shown in figure 3 (d), when the drifts are not eliminated, the

† The data for this solution is available in the `channelflow.org` database.

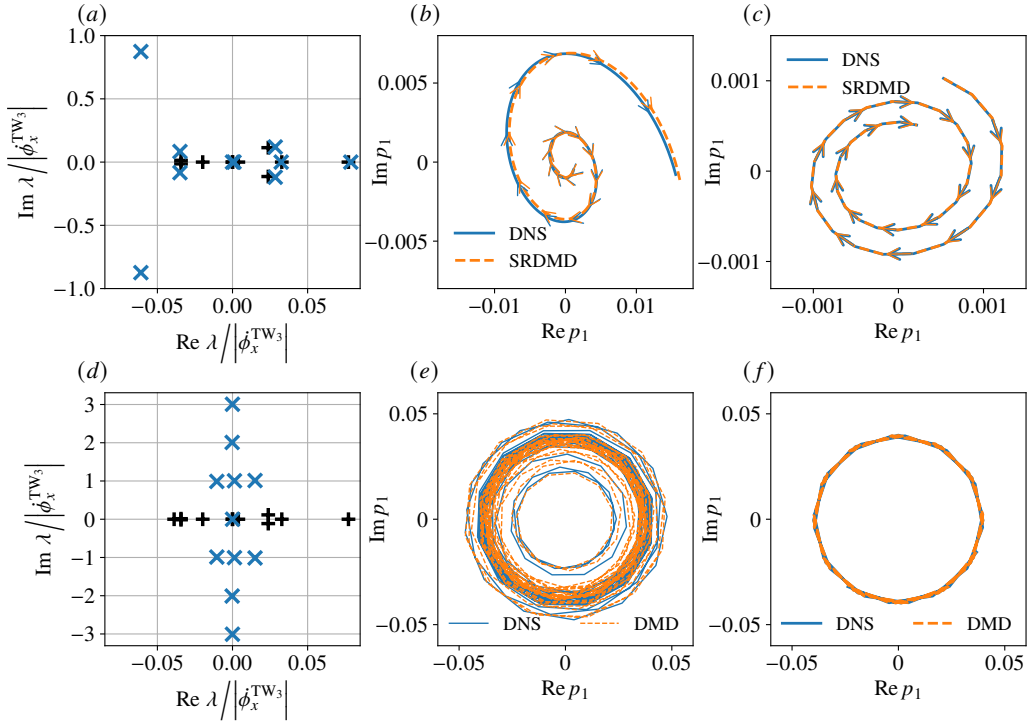


Figure 3: (a) Linear stability eigenvalues (+) of the travelling wave TW_3 approximated via Arnoldi iteration and the SRDMD exponents (\times , blue) computed from randomly perturbed trajectories in TW_3 's vicinity. (b) A spiral-out trajectory (see main text) on TW_3 's unstable manifold and its SRDMD approximation visualized as a projection onto the leading SRDMD modes centred about the marginal one. (c) A spiral-in trajectory (see main text) on TW_3 's stable manifold and its SRDMD approximation visualized as a projection onto the leading SRDMD modes centred about the marginal one. (d–f) same as (a–c) without symmetry reduction. Both (a) and (d) have their axes normalized by $|\dot{\phi}_x^{TW_3}| = 0.53$, the streamwise slice velocity of TW_3 , which is constant for a travelling wave.

DMD exponents show no resemblance to the spectrum of TW_3 and the individual DMD approximations are completely dominated by the drifts as indicated by the approximately-circular projections in figure 3(e,f). Although DMD still approximates the trajectories shown in figure 3(e,f), essentially the only information carried in these projections is that of the drifts and only after symmetry reduction in figure 3(b,c) can one see that these trajectories belong to different dynamical regimes.

As our second application, we adapt the DMD-based periodic orbit search method of Page and Kerswell, 2020 to relative periodic orbits. To this end, we simulate the plane-Couette flow in the HKW cell for a time interval $[0, 2000]$ and sample the trajectory at steps of $t_s = 0.1$. We then slide a temporal window of fixed duration $T_w = 60$ in steps of $\Delta_w = 5$ along the time series and compute the SRDMD of each window using $m = 100$ randomly-chosen snapshot pairs with separation time $\delta t = 1$. Next, we calculate the periodicity indicator (Page and Kerswell, 2020)

$$\varepsilon(n_h) := \frac{1}{n_h \omega_f^2} \sum_{j=1}^{n_h} |\text{Im } \lambda_j - j \omega_f|^2, \quad (5.4)$$

where

$$\omega_f(n_h) := \frac{2}{n_h(n_h + 1)} \sum_j^{n_h} \text{Im } \lambda_j \quad (5.5)$$

and the sums are carried over the n_h SRDMD exponents with $\text{Re } \lambda_j < \mu^{\max}$ and $0 < \text{Im } \lambda_1 < \dots < \text{Im } \lambda_{n_{h-1}} < \text{Im } \lambda_{n_h}$. For an exactly periodic signal, $\varepsilon = 0$, and the DMD exponents are purely imaginary, i.e. $\text{Re } \lambda_j = 0$ (Rowley, Mezić et al., 2009). Thus, $\varepsilon < \varepsilon^{th}$ for a set of DMD exponents with real parts below a chosen threshold μ^{\max} indicates approximate periodicity (Page and Kerswell, 2020). We set $n_h = 2$, $\mu^{\max} = 0.1$ and select guesses for relative periodic orbits from episodes with $\varepsilon < 10^{-4}$. Note that the chosen subset of SRDMD exponents contains at least one real mode and for all the flagged episodes analysed here, we have $N_d = 5$ (one real mode plus 2 complex conjugate pairs). We experimented with higher number of harmonics, i.e. $n_h = 3$ and 4 (corresponding to $N_d = 7$ and 9), but we found that increasing the number of harmonics did not provide any additional initial guess that converged to a relative periodic orbit. For the flagged episodes that we obtained, we use the state $\xi^{(g)}$ at the time instant within the window corresponding to the minimum of the reconstruction error, the period $T^{(g)} = 2\pi/\omega_f$, and the shifts $\Delta x^{(g)} = L_x[\phi_x(t^{(g)} + T^{(g)}) - \phi_x(t^{(g)})]/(2\pi)$ and $\Delta z^{(g)} = L_z[\phi_z(t^{(g)} + T^{(g)}) - \phi_z(t^{(g)})]/(2\pi)$ as initial guesses to initiate Newton–Krylov-hookstep (Viswanath, 2007) searches for relative periodic orbits. Here, the superscript (g) stands for “guess”. Among 16 such searches, 2 converged to the time-periodic solutions of the plane-Couette flow in the HKW cell. One of these orbits was a known periodic orbit of plane-Couette flow with $(T_{\text{rpo}}, \Delta x_{\text{rpo}}, \Delta z_{\text{rpo}}) = (64.9, 0, 0)$ and can be found in the `channelflow.org` database. Since our goal here is to illustrate the utility of symmetry reduction for dynamics with spatial drifts, we do not report this orbit here and turn our attention to the other with a nonzero drift in the streamwise direction. Figure 4(a,b) shows the SRDMD exponents and spectra of the DNS window which converged to a relative periodic orbit RPO_{79.4} with $(T_{\text{rpo}}, \Delta x_{\text{rpo}}, \Delta z_{\text{rpo}}) = (79.4, 0.356L_x, 0)$. Note that the converged orbit’s period is approximately 4/3s of the DMD time window, demonstrating that SRDMD is capable of producing an initial condition for a relative periodic orbit search even when the orbit is not followed by the chaotic dynamics for a full period. This can also be seen by comparing the state space projections of the guess episode shown in figure 4(c) to that of the converged orbit in figure 4(f) onto the subspaces spanned by the leading non-marginal SRDMD modes. Hence, SRDMD successfully extends Page and Kerswell, 2020’s periodic orbit detection method to the relative periodic orbits with spatial drifts. The SRDMD of the converged orbit computed using snapshots separated by $\delta t = 1$ along one full period approximates a Fourier expansion as indicated by the fact that the near-neutral (with $\text{Re } \lambda < 10^{-4}$) exponents are located at the harmonics of $f = 1/T_{\text{rpo}}$ as shown in figure 4(e). This is expected since continuous symmetry reduction transforms the relative periodic orbit to a periodic one, for which the DMD corresponds to a Fourier expansion (Rowley, Mezić et al., 2009). For comparison in figure 4(g,h), we show the DMD exponents corresponding to the same dataset and spectra of the relative periodic orbit without reducing its symmetry, which shows no resemblance to that of a Fourier series. Finally, figure 4(i) shows the state space projection of the converged relative periodic orbit without symmetry reduction where the separation of the initial and final states is clearly seen. Although figure 4(i) suggests that DMD without the symmetry reduction still yields a decent approximation to the periodic orbit, the corresponding DMD spectrum has a leading non-marginal DMD eigenvalue that is negative real, i.e. non-oscillatory, as shown by the orange marker in figure 4 (g) and (h). The difference of the initial and final states of the orbit is also visible in Supplementary Movie 3, where the flow structures of the initial and final states appear at the same spots only after symmetry reduction.

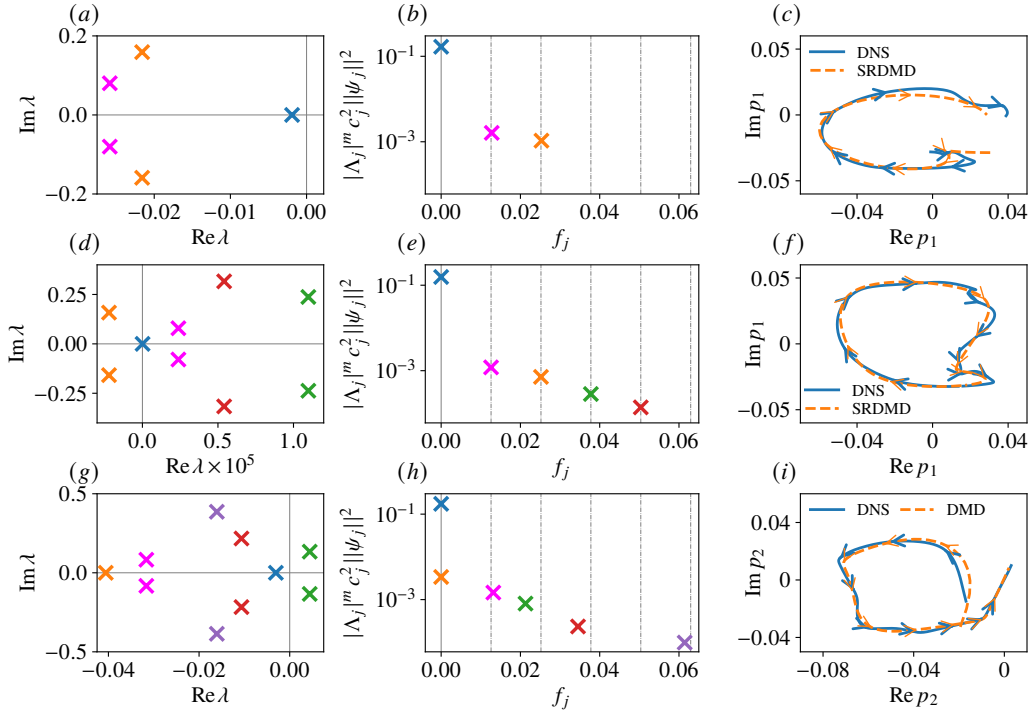


Figure 4: (a) SRDMD exponents and (b) spectrum of the episode from which the initial guess for a relative periodic orbit $RPO_{79,4}$ is constructed. (c) State space projection of this episode and its SRDMD approximation onto the plane spanned by the leading non-marginal SRDMD modes centred around the marginal mode. (d) SRDMD exponents and (e) spectrum of the $RPO_{79,4}$. (f) State space projection of the $RPO_{79,4}$ and its SRDMD approximation. (g) DMD exponents, (h) DMD spectrum of the same orbit without symmetry reduction; and (i) the corresponding state space projections. In (b), (e) and (h) $f_j = |\text{Im } \lambda_j|/2\pi$ and the dashed vertical lines correspond to multiples of the RPO's fundamental frequency $2\pi/T_{\text{RPO}}$, where T_{RPO} is the period of $RPO_{79,4}$.

Figure 5(a) shows the streamwise slice phase velocity ϕ_x along one period of $RPO_{79,4}$ approximated by finite differences $\phi_x \approx (\phi_x(t+\eta) - \phi_x(t))/\eta$ and the reconstruction equation (3.10), for which we approximated the state space velocity as $\partial_t \mathbf{u} \approx (\mathbf{u}(t+\eta) - \mathbf{u}(t))/\eta$ and used $\eta = 0.01$ for both finite difference approximations. As shown, near the midpoint of the shown time window, the phase velocity momentarily approaches $\phi \approx -10$, the effect of which can also be seen as a fast drift in Supplementary Movie 3. Figure 5(b) shows that this instance coincides with a near-zero of the reconstruction equation's (3.10) denominator, which accentuates the instantaneous decrease of the numerator term as shown in figure 5(c). This illustrates an important property of our symmetry reduction method: even though instantaneous fast oscillations can be introduced as an artefact, the net drift of an invariant solution, in this case a relative periodic orbit, is zero for the totality of the orbit, i.e. one full period.

6. Locally linear approximations by SRDMD

Through the examples of the previous section, we demonstrated how symmetry reduction enables DMD to capture the transitional/low- Re dynamics in the vicinity of the relative

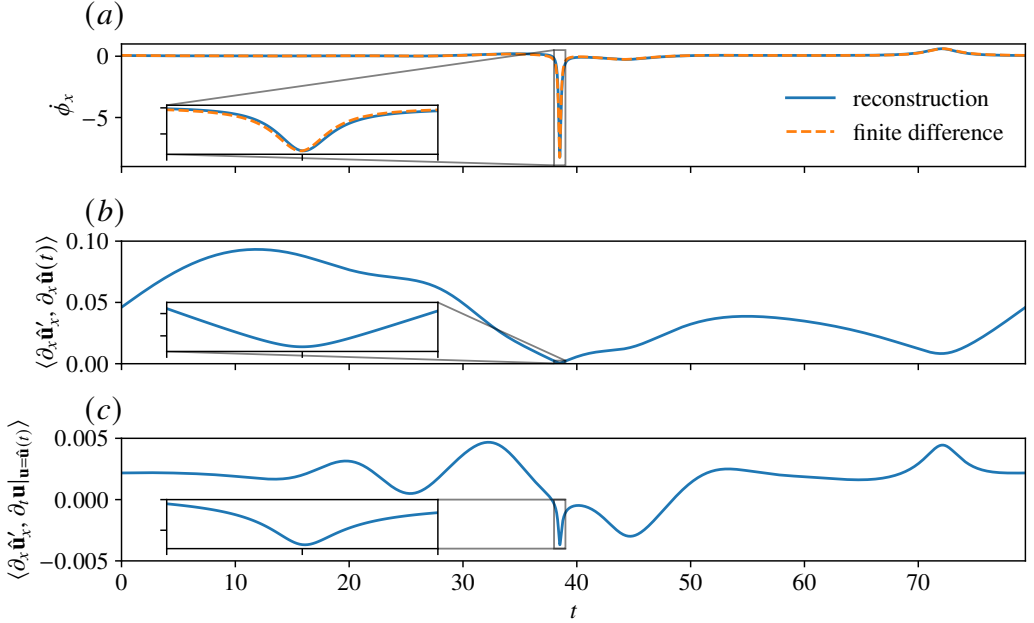


Figure 5: Time series from a full period of RPO_{79.4}. (a) The streamwise slice velocity found from the reconstruction equation (3.10) vs. its approximation via finite differences of slice phases. (b) Denominator and (c) numerator of the reconstruction equation (3.10).

invariant solutions of plane-Couette flow with spatial drifts. We now turn our attention to plane-Poiseuille flow domains P2K and P5K, corresponding to $Re = 2000$ and $Re = 5000$, respectively, see table 1. Both of these domains are significantly more complex than the settings considered in the previous section, hence, searching for invariant solutions in them is impractical. As we shall illustrate, one can nevertheless utilize SRDMD in this problem to discover turbulent episodes that can be transiently approximated by a low-dimensional linear expansion.

We consider turbulent channel flow simulations in P2K and P5K, each spanning a time interval $[0, 2000]$. We compute SRDMD of the data sets $\Xi = [\xi_0, \xi_1, \dots, \xi_{m-1}]$ and $\Xi' = [\xi_1, \xi_2, \dots, \xi_m]$ where ξ_n are the symmetry-reduced fluid states sampled at δt over sliding time windows of length T_w . In P2K, we took $\delta t = 1$ and $T_w \in \{30, 60, 100\}$, whereas in P5K, we set these to half of their values, i.e. $\delta t = 0.5$ and $T_w \in \{15, 30, 50\}$, approximately matching the P2K values in wall units. In order to compare different episodes and window lengths, we construct SRDMD approximations (4.1) with $N_d = 11$ (or 12, depending on the number of complex conjugate exponents in the dominant part of the SRDMD spectrum, such that if a complex mode is in the spectrum, so is its complex conjugate). We evaluate the accuracy of SRDMD by measuring the residual

$$\bar{\mathcal{R}}(t) = \frac{1}{m} \sum_{k=0}^{m-1} \frac{\|\tilde{\xi}(t+k\delta t) - \xi(t+k\delta t)\|}{\|\xi(t+k\delta t)\|}, \quad (6.1)$$

which is the mean relative error of the SRDMD approximation (4.1) to the symmetry-reduced DNS states in the same time window $[t, t+T_w]$. Figure 6 shows the residuals (6.1) of our SRDMD approximations with $N_d \leq 12$ to the sliding windows of the turbulent channel flow data. Low-error episodes are detected along the turbulent trajectory and appear to be clustered

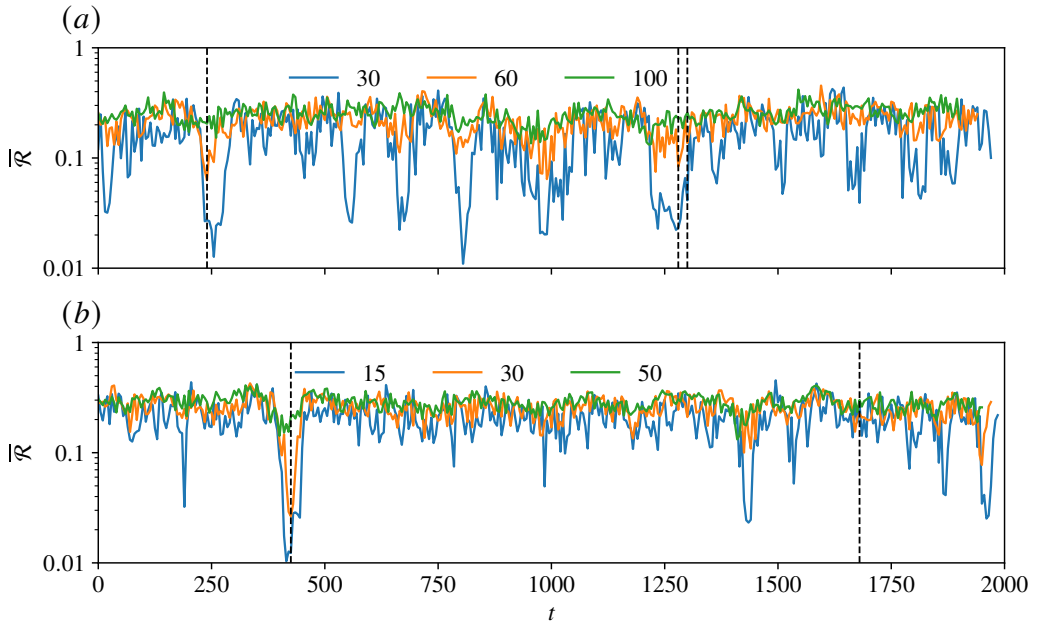


Figure 6: SRDMD residuals (6.1) in (a) the P2K domain for time windows of duration $T_w = 30, 60,$ and 100 and (b) the P5K domain for $T_w = 15, 30, 50$. Time windows were slid across the time series in steps of $\Delta_w = 5$. Dashed vertical lines correspond to the initial times of the windows that are presented in figures (7–10).

around certain time instants, for example around $t \approx 250, 950$ and 1250 in figure 6(a), thus signalling portions of the turbulent evolution that can be well captured by a reduced linear expansion. As expected, a linear approximation is more successful for shorter times, and accordingly the dips in the $\bar{\mathcal{R}}(t)$ curves are most marked for the shortest window lengths $T_w = 30$ (P2K) and $T_w = 15$ (P5K), although they are still distinguishable for longer time windows. In the following, we decided to focus on $T_w = 60$ and $T_w = 30$ in P2K and P5K, respectively (orange curves in figure 6), which are the longest time windows of those analysed above where clear low-error episodes ($\bar{\mathcal{R}} < 0.1$) were detected. In the rest of this section, different dynamical behaviours captured by the SRDMD approximations at these time window lengths will be illustrated.

Figure 7(a) shows the SRDMD spectrum of the data window corresponding to $t \in [1280, 1340)$ in P2K, where the coloured crosses indicate the dominant part of the spectrum and the black ones show the first three discarded modes. To illustrate the flow structures captured by SRDMD, figure 7(b–d) shows three-dimensional visualizations of ψ_0 , $\text{Re} \psi_1$ and $\text{Im} \psi_1$, respectively. In figure 7(b–d) and the rest of the flow visualizations of this paper, the red/blue isosurfaces show $u = 0.5 \text{ max/min } u$ and the green/purple isosurfaces show $\omega_x = 0.5 \text{ max/min } \omega_x$, where ω_x is the streamwise vorticity. Once again, for comparison in figure 7(e) we show the DMD spectrum, without symmetry reduction, of the same episode. For this computation, we needed a temporal resolution of $\delta t = 0.1$ because the timescale associated with advection is much faster than those of the coherent structures. As visualized in figure 7(b–d) the SRDMD modes represent the full complexity of the turbulent episode that they approximate and, remarkably, their *linear* time evolution exhibit generation and disappearance of coherent structures as shown in Supplementary Movie 4. As shown in figure 7(e) in the absence of symmetry reduction the dominant frequency of the spectrum

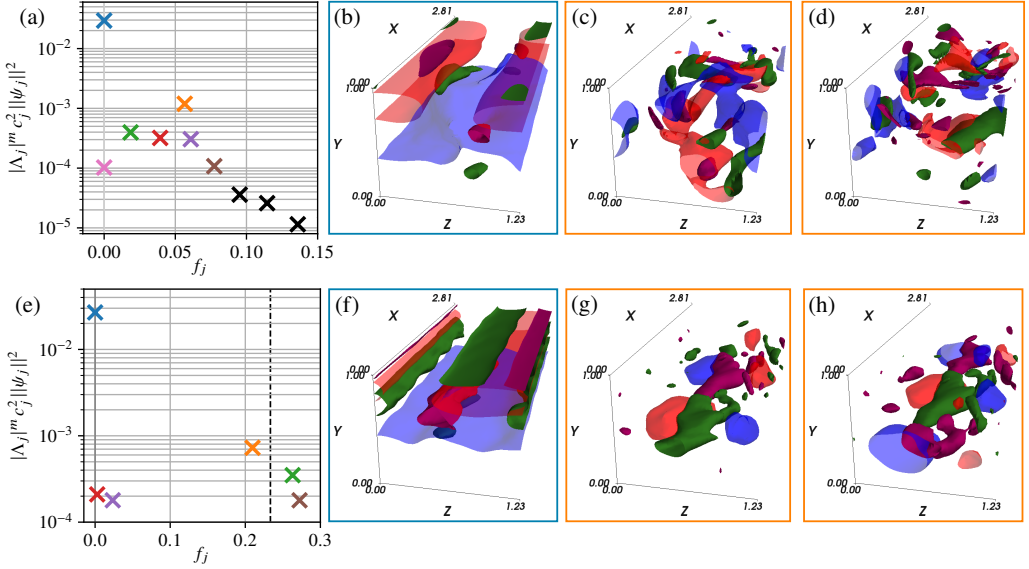


Figure 7: SRDMD in the time window $t \in [1280, 1340]$ of the P2K domain. (a) Normalized SRDMD spectrum where $f_j = |\text{Im } \lambda_j|/2\pi$. The coloured symbols correspond to the modes that are included in the sum (4.1), while the black symbols are the first three discarded modes. (b–d) Three-dimensional visualizations of the SRDMD modes ψ_0 (b), $\text{Re } \psi_1$ (c) and $\text{Im } \psi_1$ (d), where the red/blue isosurfaces show $u = 0.5 \text{ max/min } u$ and the green/purple indicate the streamwise vorticity isosurfaces $\omega_x = 0.5 \text{ max/min } \omega_x$. (e) DMD spectrum (without symmetry reduction) of the same episode. The dashed vertical line corresponds to the drift frequency $f_d = U_b/L_x$, where U_b is the bulk velocity. (f–h) Three-dimensional visualizations of the DMD modes. The colours of the bounding boxes in three-dimensional visualizations correspond to the (SR)DMD modes marked with the same colour on the spectra on the left.

appears near the drift frequency $f_d = U_b/L_x \approx 0.23$, where $U_b = 2/3$ is the bulk velocity marked by a dashed line in figure 7 (e). In contrast to the complex flow structures captured by the SRDMD, in this case the marginal mode (figure 7(f)) shows elongated structures and the leading non-marginal DMD mode aligns with the first streamwise Fourier mode (figure 7(g,h)) as signified by the fact that $\text{Im } \psi_1$ (figure 7(g)) is virtually the same as $\text{Re } \psi_1$ (figure 7(h)) up to a quarter-domain shift in the x direction. We see that even for the limited time window that we consider here, the streamwise drift of channel flow completely dominates its DMD.

As illustrations of different dynamical regimes captured by SRDMD, in figure 8 we show state space projections of several time windows and their SRDMD approximations onto the subspaces spanned by complex conjugate SRDMD modes. In figure 8(a,b), we see spiral-out/in dynamics corresponding to the low-error episodes in figure 6(a), reminiscent of similar episodes that we illustrated for a travelling wave in figure 3 (c,d). In figure 8(c), we show a nearly-periodic trajectory at $Re = 2000$, which we detected at a minimum of the periodicity indicator (5.4) with $n_h = 4$, $\mu^{max} = 0.1$ and $\varepsilon^{th} = 2 \times 10^{-3}$. As expected, at $Re = 5000$ the dynamics is significantly more complex, nevertheless the resemblance of state space projections of DNS data and their SRDMD approximations can also be seen in figure 8(a–c). Differently from figure 8(a,b), here, we do not see simple spiral-in/out dynamics, but several instabilities at play, as illustrated by figure 8(d,e) which shows the projections of the same low-error episode into the subspaces spanned by the corresponding SRDMD modes

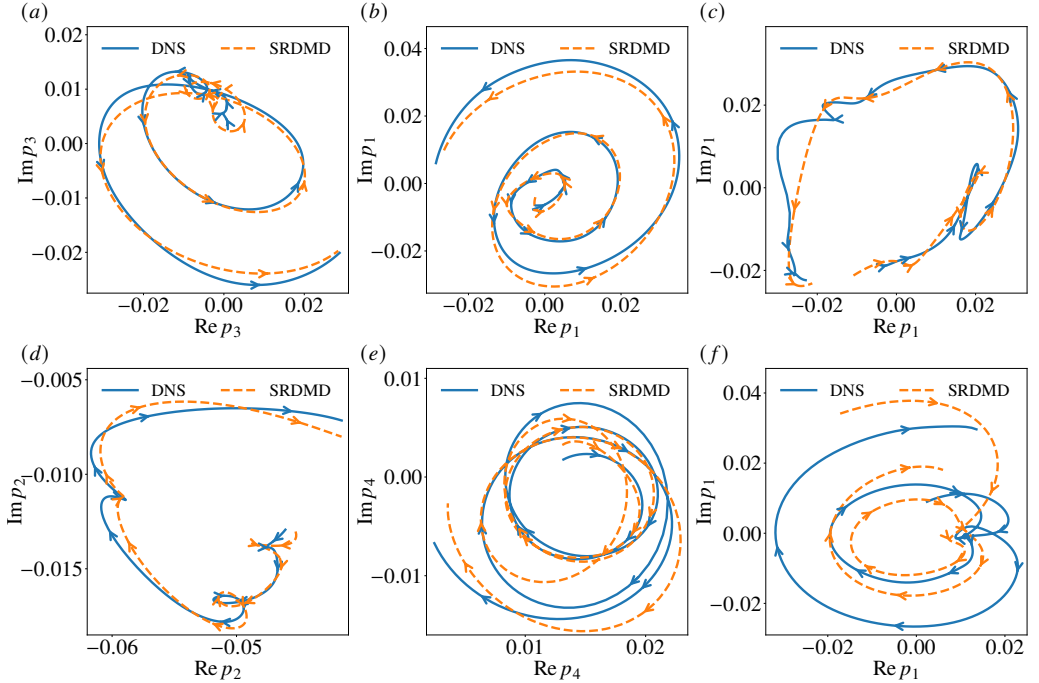


Figure 8: State space projections of DNS trajectories and their SRDMD approximations from (a–c) the P2K and (d–f) the P5K domains onto complex SRDMD modes centred around the marginal modes. The episodes correspond to (a) $t \in [240, 300]$, (b) $t \in [1280, 1340]$, (c) $t \in [1300, 1360]$ in P2K and (d,e) $t \in [425, 455]$, and (f) $t \in [1680, 1710]$ in P5K.

ψ_2 and ψ_4 . Finally, figure 8(f) shows a nearly-periodic episode in the P5K domain detected at a minimum of the periodicity indicator (5.4) using the same parameters as P2K.

For the spiral-out event starting at $t = 1280$ in P2K (figure 8(b)), we compare the evolution of the flow structures reconstructed using SRDMD to those of the original turbulent dynamics, see figure 9 and Supplementary Movie 4. The SRDMD spectrum and the first two SRDMD modes for this time window were displayed in figure 7. As shown in figure 9, SRDMD can capture the evolution of streaks and rolls, visualized as isosurfaces of streamwise velocity and streamwise vorticity, respectively, with only 12 modes. In particular, it can capture the initial growth of the rolls which then break up into smaller structures and appear to decay towards the end of the time window while the streaks start meandering.

As our final illustration, in figure 10, we show flow states and their SRDMD approximations corresponding to the time window $[425, 455]$ of the P5K domain. Although the one-to-one correspondence of vortical structures is not as evident as in the P2K configuration, the streak evolution is still captured by the SRDMD approximation.

7. Conclusion and outlook

In this paper, we developed a continuous symmetry reduction method for three-dimensional flows in rectangular channels and applied it to plane-Couette and -Poiseuille simulations at various Re to illustrate the necessity of symmetry reduction for preprocessing the data prior to DMD. We showed in §5 that the combination of symmetry reduction and DMD, which we named SRDMD, yields linear modal expansions that capture the stable/unstable

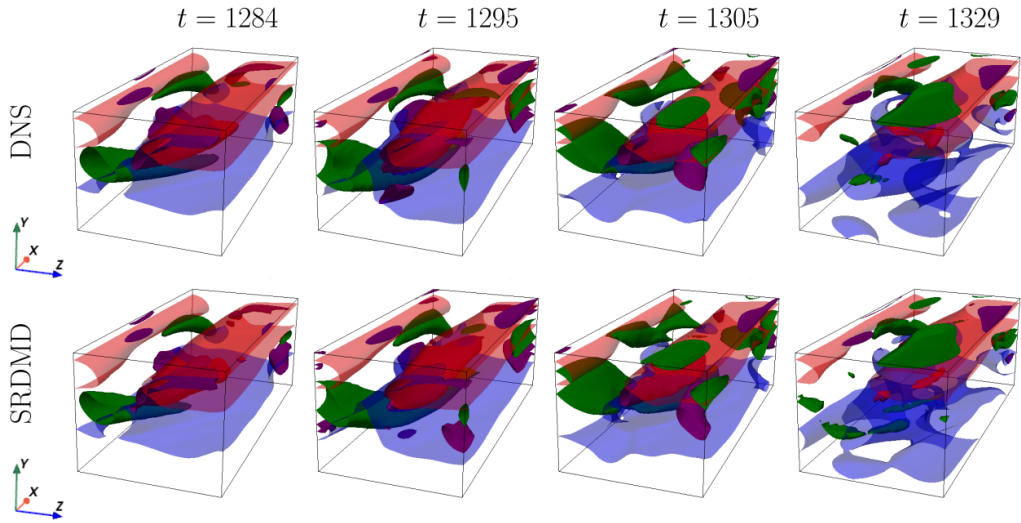


Figure 9: Three-dimensional visualizations of symmetry-reduced flow states and their SRDMD approximations for the time window $t \in [1280, 1340)$ in the P2K domain.

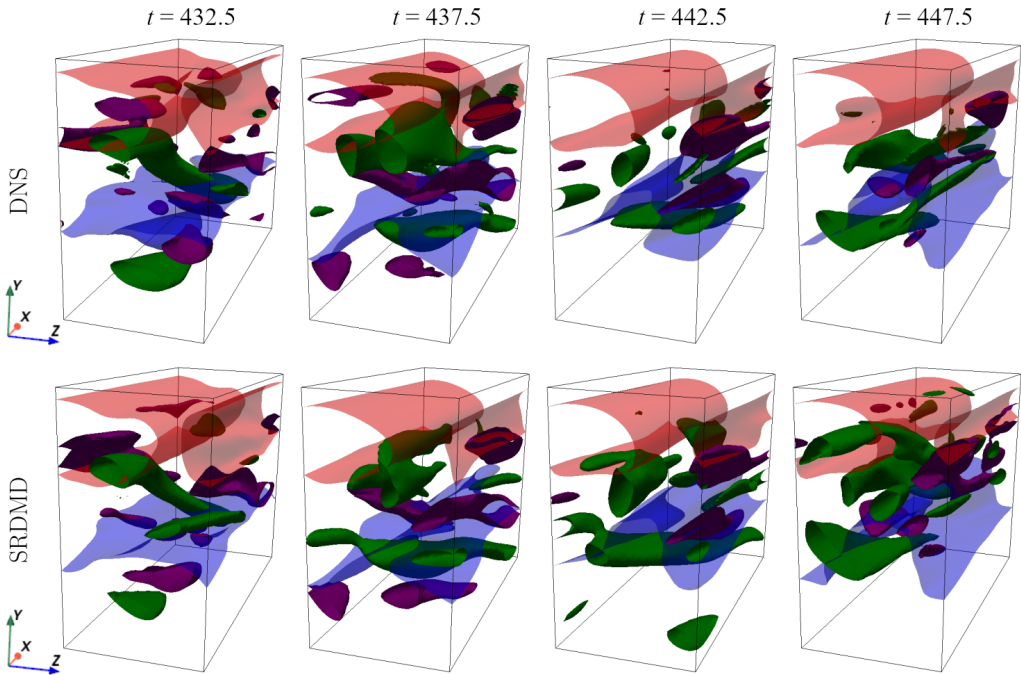


Figure 10: Three-dimensional visualizations of symmetry-reduced flow states and their SRDMD approximations for the time window $t \in [425, 455)$ in the P5K domain.

dynamics in the vicinity of a travelling wave whereas the standard DMD of the same data was dominated by the drifts. Moreover, utilizing SRDMD, we extended Page and Kerswell, 2020's DMD-based periodic orbit search method to relative periodic orbits and showed that a guess for a relative periodic orbit can be generated by SRDMD even when turbulence does

not follow the relative periodic orbit for a full period, enabling relative periodic orbit searches that would have not been possible via recurrent flow analysis (Chandler and Kerswell, 2013). In the light of recent evidence (Crowley et al., 2022; Krygier et al., 2021; Yalniz, Hof et al., 2021) that the approaches of turbulence to periodic solutions are often not for a full period, we think that SRDMD-based approaches can accelerate relative periodic orbit searches in future studies.

One of the main motivations behind studying the invariant solutions of the Navier–Stokes equations follows from the observation that, together with their stable and unstable manifolds, the invariant solutions provide “efficient” bases for approximating chaotic dynamics in their vicinity. This is also illustrated in figure 4 of the present paper where the state space projection of the turbulent trajectory in figure 4(c) shows the features of the nearby relative periodic orbit, shown in figure 4(f). The main message that we hope to convey with the present paper is that such seemingly simple dynamics can also be found in more complicated settings, such as the turbulent plane-Poiseuille flow that we studied here. We would like to point out the similarities between the Poiseuille flow state space projections shown in figure 8(a,b) and those in the vicinity of a simple travelling wave shown in figure 3(b,c). Although the spatial structures captured by the SRDMD modes are considerably complex as illustrated in figure 7(b–c) and figure 9 in the Poiseuille case, the temporal dynamics is surprisingly similar to that in the vicinity of a travelling wave. Similarly, the state space projection of the nearly-periodic Poiseuille flow episode in figure 8(c) is reminiscent of that of an actual shadowing of a relative periodic orbit by turbulence shown in figure 4(c). In the light of these observations, we speculate that a modelling paradigm wherein one searches for simple data-driven models that apply to specific state space regions could be a viable strategy for extending dynamical systems approaches to turbulence to regimes that are more complicated than those in which invariant solutions can be found.

While symmetry reduction enables us to apply DMD to flows with continuous symmetries, it, of course, does not eliminate limitations that are intrinsic to DMD itself. One of these is already apparent in figure 6 where the episodes with low reconstruction error mostly disappear when the SRDMD window is extended to $T_w = 100$ and $T_w = 50$ in the P2K and P5K domains, respectively. In general, we do not expect to find low-dimensional SRDMD approximations for longer time horizons since, even though DMD modes are non-orthogonal and can represent nonlinear processes such as generation of vortices, the temporal dynamics constructed by them is still linear. Recently, Linot and Graham, 2020 has shown that a combination of symmetry reduction, an autoencoder and a reservoir computer can be used to approximate the spatiotemporally chaotic dynamics of the one-dimensional Kuramoto–Sivashinsky equation. Replacing DMD with such deep learning methods can extend the prediction horizon beyond what can be approximated by SRDMD. Similar to the finite-time horizon, we also expect SRDMD to perform poorly in larger domains since turbulent flows have finite correlation lengths. This can be readily seen comparing the snapshots in figure 9 to those in figure 10 where the height difference of the two domains, which have the same length and width in wall units, is apparent. Consequently, more flow structures are present in the wall-normal extent of the $Re = 5000$ domain and the corresponding SRDMD approximations in figure 8(b,e) are considerably more complex. One obvious remedy to this might be replacing the L_2 inner product (2.2) which we used here with one incorporating a spatial filter that isolates a shorter wall-normal extent, or any other dynamical region of interest if SRDMD is applied to a flow in a larger domain.

Finally, we would like to note that in addition to being the first continuous symmetry reduction method for channel flows, a novel aspect of the present formulation is our optimization-based determination of the wall-normal dependence of the slice templates. Previous implementations (Budanur and Hof, 2017, 2018; Willis et al., 2016) of the first

Fourier mode slice in three-dimensional pipe flows in which both homogeneous (axial and azimuthal) and inhomogeneous (radial) directions are present relied on trial-and-error in determining the radial dependence of slice templates. The template optimization procedure developed here provides a systematic alternative to this which we recommend for future applications of the first Fourier mode slice in similar setups. In hopes to lower the technical barriers for such future applications, we provide our codes in Yalnız, Marensi et al., 2022 as examples.

Supplementary data. Supplementary movies are available at [URL will be inserted by the publisher.]

Funding. E. Marensi acknowledges funding from the ISTplus fellowship programme. G. Yalnız and B. Hof acknowledge a grant from the Simons Foundation (662960, BH).

Declaration of interests. The authors report no conflict of interest.

Author ORCID. E. Marensi, <https://orcid.org/0000-0001-7173-4923>; G. Yalnız, <https://orcid.org/0000-0002-8490-9312>; B. Hof, <https://orcid.org/0000-0003-2057-2754>; N. B. Budanur, <https://orcid.org/0000-0003-0423-5010>

References

- Baddoo, P. J., B. Herrmann, B. J. McKeon, J. N. Kutz and S. L. Brunton (2021). *Physics-informed dynamic mode decomposition (piDMD)*. arXiv: 2112.04307 [math.DS].
- Budanur, N. B., D. Borrero-Echeverry and P. Cvitanović (2015). ‘Periodic orbit analysis of a system with continuous symmetry—A tutorial’. *Chaos* 25.7, p. 073112. doi: [10.1063/1.4923742](https://doi.org/10.1063/1.4923742).
- Budanur, N. B. and P. Cvitanović (2016). ‘Unstable Manifolds of Relative Periodic Orbits in the Symmetry-Reduced State Space of the Kuramoto–Sivashinsky System’. *Journal of Statistical Physics* 167.3–4, pp. 636–655. doi: [10.1007/s10955-016-1672-z](https://doi.org/10.1007/s10955-016-1672-z).
- Budanur, N. B., P. Cvitanović, R. L. Davidchack and E. Siminos (2015). ‘Reduction of SO(2) Symmetry for Spatially Extended Dynamical Systems’. *Phys. Rev. Lett.* 114.8. doi: [10.1103/physrevlett.114.084102](https://doi.org/10.1103/physrevlett.114.084102).
- Budanur, N. B., A. S. Dogra and B. Hof (2019). ‘Geometry of transient chaos in streamwise-localized pipe flow turbulence’. *Phys. Rev. Fluids* 4.10. doi: [10.1103/physrevfluids.4.102401](https://doi.org/10.1103/physrevfluids.4.102401).
- Budanur, N. B. and B. Hof (2017). ‘Heteroclinic path to spatially localized chaos in pipe flow’. *J. Fluid Mech.* 827. doi: [10.1017/jfm.2017.516](https://doi.org/10.1017/jfm.2017.516).
- (2018). ‘Complexity of the laminar-turbulent boundary in pipe flow’. *Phys. Rev. Fluids* 3.5. doi: [10.1103/physrevfluids.3.054401](https://doi.org/10.1103/physrevfluids.3.054401).
- Budanur, N. B., K. Y. Short, M. Farazmand, A. P. Willis and P. Cvitanović (2017). ‘Relative periodic orbits form the backbone of turbulent pipe flow’. *J. Fluid Mech.* 833, pp. 274–301. doi: [10.1017/jfm.2017.699](https://doi.org/10.1017/jfm.2017.699).
- Chandler, G. J. and R. R. Kerswell (2013). ‘Invariant recurrent solutions embedded in a turbulent two-dimensional Kolmogorov flow’. *J. Fluid Mech.* 722, pp. 554–595. doi: [10.1017/jfm.2013.122](https://doi.org/10.1017/jfm.2013.122).
- Chossat, P. and R. Lauterbach (2000). *Methods in Equivariant Bifurcations and Dynamical Systems*. World Scientific. doi: [10.1142/4062](https://doi.org/10.1142/4062).
- Crowley, C. J., J. L. Pughe-Sanford, W. Toler, M. C. Krygier, R. O. Grigoriev and M. F. Schatz (2022). ‘Turbulence tracks recurrent solutions’. *Proc. Natl. Acad. Sci. U.S.A* 119.34. doi: [10.1073/pnas.2120665119](https://doi.org/10.1073/pnas.2120665119).
- Eckhardt, B., H. Faisst, A. Schmieguel and T. M. Schneider (2007). ‘Dynamical systems and the transition to turbulence in linearly stable shear flows’. *Philos. Trans. R. Soc. A* 366.1868, pp. 1297–1315. doi: [10.1098/rsta.2007.2132](https://doi.org/10.1098/rsta.2007.2132).

- Farano, M., S. Cherubini, J.-C. Robinet, P. D. Palma and T. M. Schneider (2018). ‘Computing heteroclinic orbits using adjoint-based methods’. *J. Fluid Mech.* 858. DOI: [10.1017/jfm.2018.860](https://doi.org/10.1017/jfm.2018.860).
- Farazmand, M. (2016). ‘An adjoint-based approach for finding invariant solutions of Navier–Stokes equations’. *J. Fluid Mech.* 795, pp. 278–312. DOI: [10.1017/jfm.2016.203](https://doi.org/10.1017/jfm.2016.203).
- Gibson, J. F., J. Halcrow and P. Cvitanović (2008). ‘Visualizing the geometry of state space in plane Couette flow’. *J. Fluid Mech.* 611, pp. 107–130. DOI: [10.1017/S002211200800267x](https://doi.org/10.1017/S002211200800267x).
- (2009). ‘Equilibrium and travelling-wave solutions of plane Couette flow’. *J. Fluid Mech.* 638, pp. 243–266. DOI: [10.1017/S0022112009990863](https://doi.org/10.1017/S0022112009990863).
- Gibson, J. F., F. Rietz, S. Azimi, A. Ferraro, T. Kreilos, H. Schrobdsdorff, M. Farano, A. F. Yesil, S. S. Schütz, M. Culpó and T. M. Schneider (2020). *Channelflow 2.0 (in preparation)*.
- Golubitsky, M. and D. G. Schaeffer (1985). *Singularities and Groups in Bifurcation Theory*. Springer New York. DOI: [10.1007/978-1-4612-5034-0](https://doi.org/10.1007/978-1-4612-5034-0).
- Graham, M. D. and D. Floryan (2021). ‘Exact Coherent States and the Nonlinear Dynamics of Wall-Bounded Turbulent Flows’. *Annu. Rev. Fluid Mech.* 53.1, pp. 227–253. DOI: [10.1146/annurev-fluid-051820-020223](https://doi.org/10.1146/annurev-fluid-051820-020223).
- Hamilton, J. M., J. Kim and F. Waleffe (1995). ‘Regeneration mechanisms of near-wall turbulence structures’. *J. Fluid Mech.* 287, pp. 317–348. DOI: [10.1017/S0022112095000978](https://doi.org/10.1017/S0022112095000978).
- Hiruta, Y. and S. Toh (2017). ‘Intermittent direction reversals of moving spatially localized turbulence observed in two-dimensional Kolmogorov flow’. *Phys. Rev. E* 96.6. DOI: [10.1103/physreve.96.063112](https://doi.org/10.1103/physreve.96.063112).
- Holmes, P., J. L. Lumley and G. Berkooz (1996). *Turbulence, Coherent Structures, Dynamical Systems and Symmetry*. Cambridge University Press. DOI: [10.1017/cbo9780511622700](https://doi.org/10.1017/cbo9780511622700).
- Jiménez, J. (2018a). ‘Coherent structures in wall-bounded turbulence’. *J. Fluid Mech.* 842. DOI: [10.1017/jfm.2018.144](https://doi.org/10.1017/jfm.2018.144).
- (2018b). ‘Machine-aided turbulence theory’. *J. Fluid Mech.* 854. DOI: [10.1017/jfm.2018.660](https://doi.org/10.1017/jfm.2018.660).
- Jiménez, J. and P. Moin (1991). ‘The minimal flow unit in near-wall turbulence’. *J. Fluid Mech.* 225, pp. 213–240. DOI: [10.1017/S0022112091002033](https://doi.org/10.1017/S0022112091002033).
- Jiménez, J. and A. Pinelli (1999). ‘The autonomous cycle of near-wall turbulence’. *J. Fluid Mech.* 389, pp. 335–359. DOI: [10.1017/S0022112099005066](https://doi.org/10.1017/S0022112099005066).
- Kawahara, G., M. Uhlmann and L. van Veen (2012). ‘The Significance of Simple Invariant Solutions in Turbulent Flows’. *Annu. Rev. Fluid Mech.* 44.1, pp. 203–225. DOI: [10.1146/annurev-fluid-120710-101228](https://doi.org/10.1146/annurev-fluid-120710-101228).
- Kerswell, R. R. (2005). ‘Recent progress in understanding the transition to turbulence in a pipe’. *Nonlinearity* 18.6, R17–R44. DOI: [10.1088/0951-7715/18/6/r01](https://doi.org/10.1088/0951-7715/18/6/r01).
- Kneer, S., T. Sayadi, D. Sipp, P. Schmid and G. Rigas (2022). *Symmetry-Aware Autoencoders: s-PCA and s-nlPCA*. arXiv: [2111.02893](https://arxiv.org/abs/2111.02893) [[physics.flu-dyn](https://arxiv.org/abs/2111.02893)].
- Koopman, B. O. (1931). ‘Hamiltonian Systems and Transformation in Hilbert Space’. *Proc. Natl. Acad. Sci. U.S.A* 17.5, pp. 315–318. DOI: [10.1073/pnas.17.5.315](https://doi.org/10.1073/pnas.17.5.315).
- Krygier, M. C., J. L. Pughe-Sanford and R. O. Grigoriev (2021). ‘Exact coherent structures and shadowing in turbulent Taylor–Couette flow’. *J. Fluid Mech.* 923. DOI: [10.1017/jfm.2021.522](https://doi.org/10.1017/jfm.2021.522).
- Kutz, J. N., S. L. Brunton, B. W. Brunton and J. L. Proctor (2016). *Dynamic Mode Decomposition*. Society for Industrial and Applied Mathematics. DOI: [10.1137/1.9781611974508](https://doi.org/10.1137/1.9781611974508).
- Linot, A. J. and M. D. Graham (2020). ‘Deep learning to discover and predict dynamics on an inertial manifold’. *Phys. Rev. E* 101.6. DOI: [10.1103/physreve.101.062209](https://doi.org/10.1103/physreve.101.062209).

- Lu, H. and D. M. Tartakovsky (2020). ‘Lagrangian dynamic mode decomposition for construction of reduced-order models of advection-dominated phenomena’. *J. Comput. Phys.* 407, p. 109229. DOI: [10.1016/j.jcp.2020.109229](https://doi.org/10.1016/j.jcp.2020.109229).
- Mendible, A., S. L. Brunton, A. Y. Aravkin, W. Lowrie and J. N. Kutz (2020). ‘Dimensionality reduction and reduced-order modeling for traveling wave physics’. *Theor. Comput. Fluid Dyn.* 34.4, pp. 385–400. DOI: [10.1007/s00162-020-00529-9](https://doi.org/10.1007/s00162-020-00529-9).
- Mezić, I. (2005). ‘Spectral Properties of Dynamical Systems, Model Reduction and Decompositions’. *Nonlinear Dyn.* 41.1-3, pp. 309–325. DOI: [10.1007/s11071-005-2824-x](https://doi.org/10.1007/s11071-005-2824-x).
- Page, J. and R. R. Kerswell (2019). ‘Koopman mode expansions between simple invariant solutions’. *J. Fluid Mech.* 879, pp. 1–27. DOI: [10.1017/jfm.2019.686](https://doi.org/10.1017/jfm.2019.686).
- (2020). ‘Searching turbulence for periodic orbits with dynamic mode decomposition’. *J. Fluid Mech.* 886. DOI: [10.1017/jfm.2019.1074](https://doi.org/10.1017/jfm.2019.1074).
- Pope, S. B. (2000). *Turbulent Flows*. Cambridge University Press. DOI: [10.1017/cbo9780511840531](https://doi.org/10.1017/cbo9780511840531).
- Rowley, C. W. and S. T. Dawson (2017). ‘Model Reduction for Flow Analysis and Control’. *Annu. Rev. Fluid Mech.* 49.1, pp. 387–417. DOI: [10.1146/annurev-fluid-010816-060042](https://doi.org/10.1146/annurev-fluid-010816-060042).
- Rowley, C. W. and J. E. Marsden (2000). ‘Reconstruction equations and the Karhunen-Loéve expansion for systems with symmetry’. *Physica D* 142, pp. 1–19. DOI: [10.1016/S0167-2789\(00\)00042-7](https://doi.org/10.1016/S0167-2789(00)00042-7).
- Rowley, C. W., I. Mezić, S. Bagheri, P. Schlatter and D. S. Henningson (2009). ‘Spectral analysis of nonlinear flows’. *J. Fluid Mech.* 641, pp. 115–127. DOI: [10.1017/s0022112009992059](https://doi.org/10.1017/s0022112009992059).
- Schmid, P. and J. Sesterhenn (2008). ‘Dynamic mode decomposition of numerical and experimental data’. *61st Annual Meeting of the APS Division of Fluid Dynamics*. Vol. 61. Bull. Am. Phys. Soc. MR–007. URL: <http://meetings.aps.org/link/BAPS.2008.DFD.MR.7>.
- Schmid, P. J. (2010). ‘Dynamic mode decomposition of numerical and experimental data’. *J. Fluid Mech.* 656, pp. 5–28. DOI: [10.1017/S0022112010001217](https://doi.org/10.1017/S0022112010001217).
- Schoppa, W. and F. Hussain (2002). ‘Coherent structure generation in near-wall turbulence’. *J. Fluid Mech.* 453, pp. 57–108. DOI: [10.1017/s002211200100667x](https://doi.org/10.1017/s002211200100667x).
- Sesterhenn, J. and A. Shahirpour (2019). ‘A characteristic dynamic mode decomposition’. *Theor. Comput. Fluid Dyn.* 33.3-4, pp. 281–305. DOI: [10.1007/s00162-019-00494-y](https://doi.org/10.1007/s00162-019-00494-y).
- Sirovich, L. (1987a). ‘Turbulence and the dynamics of coherent structures. I. Coherent structures’. *Quart. Appl. Math.* 45.3, pp. 561–571. DOI: [10.1090/qam/910462](https://doi.org/10.1090/qam/910462).
- (1987b). ‘Turbulence and the dynamics of coherent structures. II. Symmetries and transformations’. *Quart. Appl. Math.* 45.3, pp. 573–582. DOI: [10.1090/qam/910463](https://doi.org/10.1090/qam/910463).
- (1989). ‘Chaotic dynamics of coherent structures’. *Physica D* 37.1, pp. 126–145. ISSN: 0167-2789. DOI: [10.1016/0167-2789\(89\)90123-1](https://doi.org/10.1016/0167-2789(89)90123-1).
- Suri, B., R. K. Pallantla, M. F. Schatz and R. O. Grigoriev (2019). ‘Heteroclinic and homoclinic connections in a Kolmogorov-like flow’. *Phys. Rev. E* 100.1. DOI: [10.1103/physreve.100.013112](https://doi.org/10.1103/physreve.100.013112).
- Suri, B., J. Tithof, R. O. Grigoriev and M. F. Schatz (2017). ‘Forecasting Fluid Flows Using the Geometry of Turbulence’. *Phys. Rev. Lett.* 118.11. DOI: [10.1103/physrevlett.118.114501](https://doi.org/10.1103/physrevlett.118.114501).
- (2018). ‘Unstable equilibria and invariant manifolds in quasi-two-dimensional Kolmogorov-like flow’. *Phys. Rev. E* 98.2. DOI: [10.1103/physreve.98.023105](https://doi.org/10.1103/physreve.98.023105).
- Trefethen, L. N. and D. Bau (1997). *Numerical Linear Algebra*. SIAM.

- Tu, J. H., C. W. Rowley, D. M. Luchtenburg, S. L. Brunton and J. N. Kutz (2014). ‘On dynamic mode decomposition: Theory and applications’. *J. Comput. Dyn.* 1.2, pp. 391–421. doi: [10.3934/jcd.2014.1.391](https://doi.org/10.3934/jcd.2014.1.391).
- Veen, L. van and G. Kawahara (2011). ‘Homoclinic Tangle on the Edge of Shear Turbulence’. *Phys. Rev. Lett.* 107.11. doi: [10.1103/physrevlett.107.114501](https://doi.org/10.1103/physrevlett.107.114501).
- Viswanath, D. (2007). ‘Recurrent motions within plane Couette turbulence’. *J. Fluid Mech.* 580, pp. 339–358. doi: [10.1017/s0022112007005459](https://doi.org/10.1017/s0022112007005459).
- Waleffe, F. (1997). ‘On a self-sustaining process in shear flows’. *Phys. Fluids* 9.4, pp. 883–900. doi: [10.1063/1.869185](https://doi.org/10.1063/1.869185).
- (2001). ‘Exact coherent structures in channel flow’. *J. Fluid Mech.* 435, pp. 93–102. doi: [10.1017/s0022112001004189](https://doi.org/10.1017/s0022112001004189).
- (2003). ‘Homotopy of exact coherent structures in plane shear flows’. *Phys. Fluids* 15.6, p. 1517. doi: [10.1063/1.1566753](https://doi.org/10.1063/1.1566753).
- Willis, A. P., K. Y. Short and P. Cvitanović (2016). ‘Symmetry reduction in high dimensions, illustrated in a turbulent pipe’. *Phys. Rev. E* 93.2. doi: [10.1103/physreve.93.022204](https://doi.org/10.1103/physreve.93.022204).
- Yalnız, G., B. Hof and N. B. Budanur (2021). ‘Coarse Graining the State Space of a Turbulent Flow Using Periodic Orbits’. *Phys. Rev. Lett.* 126.24. doi: [10.1103/physrevlett.126.244502](https://doi.org/10.1103/physrevlett.126.244502).
- Yalnız, G., E. Marensi and N. B. Budanur (2022). *SRDMD code and data*. Our DMD tools and the data presented in this paper will be available at github.com/gokhanyalniz/srdmd following journal publication.