

Dynamics of Low-Dimensional Quadratic Families

Haitao Shang^{*†}

Abstract

This paper studies the low-dimensional *complex* quadratic maps under holomorphic and nonholomorphic singular perturbations and reviews the topological and statistical properties of low-dimensional *real* quadratic maps.

Contents

1	Introduction	2
2	Topological and Statistical Properties of Dynamics of Real Quadratic Maps	4
2.1	Preliminary	4
2.2	Dynamics of a Real Quadratic Family $F_a : \mathbb{R} \rightarrow \mathbb{R}, F_a(x) = 1 - ax^2$	6
2.3	Dynamics of the Hénon Map	8
3	The Dynamics of Complex Quadratic Maps under Singular Perturbations $F_{\lambda,m}(z) = z^2 + \frac{\lambda}{z^m}$ and $G_{\beta,m}(z) = z^2 + \frac{\beta}{\bar{z}^m}$, where $m \in \mathbb{N}$ and $\lambda, \beta \in \mathbb{C}$.	12
3.1	Preliminary	12
3.2	Singular Perturbation of Real Quadratic Family when $m = 1$	14
3.3	Singular Perturbations of Complex Quadratic Family when $m = 1$	18
3.4	Singular Perturbations of Quadratic Family when $m = 2$	22
3.5	Singular Perturbations of Quadratic Family when $m \geq 3$ and $m \in \mathbb{N}$	26
3.6	Simple Comparison of Holomorphic and Nonholomorphic Singular Perturbations	28
4	Summary	32

Date: July 6, 2015

**Department of Mathematics, University of Minnesota, MN, USA*

†Email: hts@mit.edu

1 Introduction

It is well known that differential equations can be applied to model many phenomena in nature. Especially after Newton's fundamental discovery successfully explained the motion of a two-body system, this viewpoint was widely accepted by most scientists. In the following two centuries, Newton's successors carried on his methodology and tried to construct a unified linear model to interpret the whole natural world. However, all attempts to explicitly and analytically solve the three-body problem ended up with failure. Some physical scientists gradually realized the flaw of the linearization method: the local linearization of nonlinear problems causes the "full truth" of whole systems to be shadowed by the "partial beauty" of local linear properties.

Remark 1. *Because the solutions obey the principle of superposition in linear systems, we can break up a linear equation into smaller (and simpler) pieces and solve them separately, then the combination of these solutions will be a complete solution of the original system. However, for nonlinear systems, we cannot use the same method to find complete solutions.*

At the end of 19th century, H. Poincaré suggested an entirely new viewpoint: instead of analytically and explicitly solving the solutions of the three-body system, trying to qualitatively describe the behaviors of the solutions of the differential equations. General speaking, the notions of qualitative behaviour include fixed points (stationary solutions), periodic orbits (periodic oscillations), orbits that show forward or backward asymptotic behaviour, and orbits that show both forward and backward asymptotic behaviour (homoclinic orbits) [1] [2]. H. Poincaré believed that these homoclinic orbits fill up most of the phase space; however, after a few decades this mistake motivated other forms of qualitative analysis, such as recurrent trajectories, instability, mixing, entropy, etc., which collectively influenced the development of chaos.

H. Poincaré's successor, G. Birkhoff, started to research topological dynamics and ergodic theory [2]. At the same time, J. Julia and P. Fatou began to study the complex dynamics and built the fundamental of this field [3]. In the following thirty years, A. Kolmogorov, V. Arnold and J. Moser well researched the stability in the Hamiltonian systems, which improved G. Birkhoff's unfinished work and opened a new era in dynamical systems [4]. The progress in complex dynamical systems, however, was relatively slow during this period due to the lack of powerful computation tools [3].

In 1963 E. Lorenz suggested a classical example in his famous article, "Deterministic Non-periodic Flow" [5]. In this paper, he suggested a set of three-dimensional differential equations to describe the convection in the atmosphere, and then found that the simulation result is sensitive to the initial conditions, which was called the "Butterfly Effect" later. In 1971 D. Ruelle and F. Takens proposed a new theory of the turbulence in dissipative systems based on an embryonic consideration of the strange attractors [6]. A few years later, T. Li and J. Yorke published their paper, "Period Three Implies Chaos" [7], which was the first time that the term "chaos" was firstly formally suggested (actually, A. Sarkovskii, claimed a similar thought and gave a more general theorem ahead of Li and Yorke [8]). At the same time, R. May demonstrated the chaotic phenomena hidden behind the changes of population in the Logistic equations [9]. Besides, other physical scientists, such as A. Winfree [10] and M. Feigenbaum [11] [12], also brought more fresh air to this field during this period. This decade is a glorious time of chaos theory. In 1980s, with the rapid development of computer science, more and more theories in dynamical systems (especially complex dynamics) were discovered, and a new branch, "fractal geometry", was established by B. Mandelbrot [13] based on new numerical analysis and graphic technology.

Remark 2. *Since chaotic motions are non-periodic, we can treat the period of a chaotic system as infinite in some sense. In other words, chaos systems are always related to "infinity". Therefore, how to tell whether a finite physical process is chaotic or not (or how to distinguish between a chaotic process and a large-period process) is a crucial problem. Traditionally, we can say a physical system is chaotic if it is similar enough to the description in the mathematical definition of chaos; in other words, chaotic physical systems not only have positive Lyapunov exponents, but also are sensitive to the initial conditions.*

Nowadays, many branches of dynamical systems have been established and well studied, and chaos is treated as one of the most significant scientific discoveries in last century. Although the field of dynamical systems admits a rich variety of viewpoints, the generally accepted objective of dynamical systems involves "the study of asymptotic behaviour of almost all orbits in observation of representative

finite parameter families” [1]. In the course of our work, representative simply means those parameter values which produce nontrivial maps. And for the definition of the core concept **chaos**, a classical one was given by R. Devaney [8], that is: Let X be a metric space and $F : X \rightarrow X$ be a continuous map, then F is chaotic if (1) F is transitive; (2) F is sensitive dependence on the initial conditions; (3) the periodic points of dense in X .

Remark 3. *In these three conditions, “sensitivity” is the central idea in chaos. Actually, “transitivity” and “the density of periodic points” imply sensitivity [14] [15] (see [15] for the proof). Besides, there are some other qualitative or quantitative ways to define chaos, such as topological entropy and power spectrum. See [14] for more discussion. It is worth to mention that “transitivity” implies the other two conditions in one-dimensional case.*

Among different dynamical systems, the dynamics of some types of quadratic families have been well studied and many elegant results have been revealed, while the dynamics of many other types remain unknown and require further research. In this paper, we restrict our discussion to the real and complex quadratic maps. This paper is organized as follows: in the next section, based on some specific examples, we review and summarize the dynamics of some one- and two- dimensional quadratic maps from both topological and statistical viewpoints. In section three, we briefly review some pre-existing results of the dynamics of complex quadratic maps under both holomorphic and nonholomorphic singular perturbations, and the research the dynamics of a special case with an emphasis on the real line. The author’s original research results are mainly presented in **section 3.2** and **section 3.6**. The summary is stated in section four.

2 Topological and Statistical Properties of Dynamics of Real Quadratic Maps

2.1 Preliminary

In this section, we consider the dynamics of one- and two-dimensional real quadratic maps with two examples: $F_a(x) = 1 - ax^2$ and the Hénon map. The early study of the dynamics of real quadratic maps is motivated by R. May's research on the population dynamics in 1976 [9]. Much progress has been made towards the analysis of this type of map, which now is treated as a representative model of chaotic dynamics. However, the behaviour of a chaotic system is sensitive to the initial conditions, it is hard and even impossible to study all individual orbits; to solve this technical difficulty, Ergodic theory is suggested to study the long-term behaviours of the typical orbits.

Ergodic theory is concerned with the distributional properties of the typical orbits of a dynamical system throughout the phase space, and these statistical properties of orbital distributions are described in terms of measure theory, especially the invariant measure under a transformation or flow. With an invariant measure, many elegant theorems about the dynamical behaviours have been claimed. Two elegant and well-known example are the Poincaré's Recurrent Theorem and the Birkhoff Ergodic Theorem.

Remark 4. *Roughly speaking, the Ergodic theorem studies how large-scale phenomena nonetheless create non-random regularity. The term "ergodic" originates from Greek words: "ergon (work)" and "odos(path)" [16]. This term was created by L. Boltzmann in statistical mechanics and it included a hypothesis: "for a large system of interacting particles in equilibrium, the time average along a single trajectory equals the space average." Unfortunately, this hypothesis was false; but the property a system needs to satisfy to ensure these two quantities (time means and phase means of real-valued functions) to be equal is called "ergodicity" nowadays. And a modern version of ergodic theory is: the study of long-term average behavior of systems that are evolving with time in their phase spaces [16].*

Before further discussion, let us define that \mathcal{B} is the Borel σ -algebra of X , and μ is an invariant measure under a transformation $T : X \rightarrow X$, in which X is equipped with some structures (for examples, X is a topological space or a smooth manifold) and T preserves these structures (for example, T is a homeomorphism, diffeomorphism, or a continuous transformation). And $h : X \rightarrow \mathbb{R}$ is defined as a Dirac measure, which is also named as an observable or a characteristic function. In addition, one necessary term should be introduced is "absolute continuity". One general definition this term, which has several equivalent definitions in different cases [17], is: a measure μ is called absolutely continuous with respect to a measure ν if \forall measurable set E , $\mu(E) = 0 \implies \nu(E) = 0$.

(1) **Poincaré's Recurrent Theorem** states that

Theorem 2.1. *Given a measurable set $A \in \mathcal{B}$ with $\mu(A) > 0$ in a probability space (X, \mathcal{B}, μ) , we have*

$$\mu(\{a \in A : \exists N \in \mathbb{N}, \forall n > N, T^n(a) \notin A\}) = 0.$$

□

In other words, almost every point in A returns infinitely often back into A under forward iteration by T .

(2) **Birkhoff Ergodic Theorem** claims that

Theorem 2.2. *for almost every $x \in X$,*

$$\lim_{n \rightarrow +\infty} \frac{1}{n} \sum_{i=1}^n h(T^i(x)) = \int h d\mu,$$

in which μ is an invariant measure in a probability space (X, μ) (note not (X, \mathcal{B}, μ)). □

Intuitively, we can state that "time-averages equals space-averages almost everywhere" for an ergodic endomorphism.

Remark 5. *We give the definitions of invariant measure and ergodic transformation here:*

(1) *Invariant measure: An invariant measure on a measurable space (X, \mathcal{B}, μ) with respect to a measurable transformation T of this space is a measure μ on \mathcal{B} for which $\mu(A) = \mu(T^{-1}(A))$ for all $A \in \mathcal{B}$.*

(2)*Ergodic transformation: Let $T : X \rightarrow X$ be a measure-preserving transformation on a measure space (X, \mathcal{B}, μ) , with $\mu(X) = 1$. Then T is an ergodic transformation if for every $A \in \mathcal{B}$ with $T^{-1}(A) = A$ either $\mu(A) = 0$ or $\mu(A) = 1$.*

Remark 6. *It is worth to mention that if μ is an invariant Borel measure, that is, μ is an invariant measure in a probability space (X, \mathcal{B}, μ) , then we claim that “time-averages equal space-averages everywhere” for an ergodic endomorphism.*

Remark 7. *One should note the statement of the Birkhoff Ergodic Theorem is only with respect to the invariant measure μ [18]; therefore, a set with a full μ -measure may have a 0 Lebesgue measure. In this sense, the invariant measure μ may lack of physical meaning.*

To overcome the technical problem mentioned in the Remark 5, Y. Sinai, D. Ruelle, and R. Bowen introduced the **physical measure**, which is an ergodic probability measure that is absolutely continuous with respect to Lebesgue measure. The other important measure in dynamical systems is **SRB measure**, which is named after Y. Sinai, D. Ruelle, and R. Bowen but first formally suggested by P. Collet and J. Eckmann. Physical measure is an ergodic SRB measure with no zero Lyapunov exponents [19]. See reference and [18] [19] for more discussion about the properties of SRB measure and physical measure, and the relations between them.

In addition to the statistical approach, we have the other traditional way to understand the dynamics of a system, namely, the topological viewpoint. From the approach, we study the topological properties, such as the hyperbolicity and topological entropy, of dynamical systems.

Let X be a compact metric space with metric d and $F : X \rightarrow X$ be a continuous transformation. For $\epsilon > 0$ and $n \in \mathbb{Z}^+$, we say $E \subset X$ is an (n, ϵ) -separated set if for every $x, y \in E$ there exists $0 \leq i < n$ such that $d(f^i(x), f^i(y)) > \epsilon$. Then, the **topological entropy** of f , which we denote $h_{\text{top}}(f)$, is defined as

$$h_{\text{top}}(f) = \lim_{\epsilon \rightarrow 0} \limsup_{n \rightarrow \infty} \frac{1}{n} \log N(n, \epsilon),$$

where $N(n, \epsilon)$ represents the maximum cardinality of all (n, ϵ) -separated sets.

Remark 8. *Positive topological entropy implies topological chaos in the Li-Yorke sense, in which there exists an uncountable scrambled set [1]. A set $S \subseteq X$ is scrambled if every pair (x, y) of distinct points in S satisfies $\lim_{n \rightarrow \infty} \inf d(f^n(x), f^n(y)) = 0$ and $\lim_{n \rightarrow \infty} \sup d(f^n(x), f^n(y)) > 0$.*

Meanwhile, the other concept, **hyperbolicity**, is defined as follows: a compact set $X \subset M$, where M is a compact manifold, is hyperbolic if

- (1) X is invariant under a diffeomorphism F , that is, $F(X) \subset X$;
- (2) for all $x \in X$, the tangent space $T_x M$ has a continuous splitting, $T_x M = E^s \oplus E^u$, where stable manifold E^s is uniformly contracting and unstable manifold E^u is uniformly expanding under the derivatives. In different cases, the hyperbolicity is called uniform, semiuniform and nonuniform. Based on the hyperbolicity, we can obtain more topological concepts of dynamical systems, such as shadowing, homoclinicity, Markov partition and so forth. See [14] and [18] for more discussion.

From the perspective of statistics and topology, we will review and summarize some theories about the one- and two-dimensional real quadratic maps in the rest of this section.

2.2 Dynamics of a Real Quadratic Family $F_a : \mathbb{R} \rightarrow \mathbb{R}, F_a(x) = 1 - ax^2$

Firstly we consider a map in the one-dimensional case, that is, the quadratic family

$$F_a : \mathbb{R} \rightarrow \mathbb{R}, F_a(x) = 1 - ax^2$$

where $a \in \mathbb{R}$. Let us restrict our discussion about of F_a when $a \in (0, 2]$ and $x \in [-1, 1]$, since the dynamics is simple and well-understood outside the parameter interval or the domain. In this case, $F_a : [-1, 1] \rightarrow [-1, 1]$ is an **S-unimodal** map, since it is of class C^3 and has a negative Schwarzian derivative [21]:

$$S(F_a) = \frac{F_a'''}{F_a'} - \frac{3}{2} \left(\frac{F_a''}{F_a'} \right)^2 < 0.$$

Now we introduce a theorem about the dynamics of F_a with the statistical viewpoint.

Theorem 2.3. (Jakobson Theorem [22], 1981) *There is a positive Lebesgue measure set of parameters $a \in (0, 2]$ for which F_a has an absolutely continuous ergodic measure μ_a .* \square

According to the discussion above, we know that this measure μ_a is a physical measure. Now we can apply the property of physical measure to study the dynamics of F_a when $a \in (0, 2]$. Before further discussion, let us firstly introduce an elegant theorem:

Theorem 2.4. (Oseledec Theorem [18], 1968) *Let μ be an ergodic invariant measure for a diffeomorphism F of a compact manifold M . Then for μ -almost every initial condition x , the sequence of symmetric nonnegative matrices*

$$\sqrt[2n]{(D_x F^n)^T (D_x F^n)},$$

where $D_x F^n$ denotes the differential of the map F^n at the point x , converges to a symmetric nonnegative matrix Λ (independent of x). Denote by $\lambda_0 > \lambda_1 > \dots > \lambda_k$ the strictly decreasing sequence of the logarithms of the eigenvalues of the matrix (some of them may have nontrivial multiplicity). These numbers are called the Lyapunov exponents of the map f for the ergodic invariant measure μ . For μ -almost every point x there is a decreasing sequence of subspaces

$$M = E_0(x) \supset E_1(x) \supset \dots \supset E_k(x) \supset E_{k+1}(x) = \{\mathbf{0}\},$$

satisfying (μ -almost surely) $D_x F E_i(x) = E_i(F(x))$ and for any $i \in \{0, \dots, k\}$ and any initial error vector $\mathbf{h} \in E_i(x) \setminus E_{i+1}(x)$ one has

$$\lambda_i = \lim_{n \rightarrow \infty} \frac{1}{n} \log \|D_x F^n \mathbf{h}\|. \quad \square$$

Let's now use " F^n " to denote the first derivative of F , then it is easy to show that

$$\frac{1}{n} \log \|F^{n'}(x)\| = \frac{1}{n} \sum_{i=1}^n (\log \|F'(F^i(x))\|),$$

the right hand side is a temporal average [18]. Meanwhile, since $\log |F_a'|$ is μ_a -integrable and $\int \log |F_a'| d\mu_a > 0$, then by the Birkhoff Ergodic Theorem,

$$\lim_{n \rightarrow +\infty} \frac{1}{n} \log |F_a^{n'}(x)| = \lim_{n \rightarrow +\infty} \frac{1}{n} \sum_{i=1}^n (\log |F_a'(F_a^i(x))|) = \int \log |F_a'| d\mu_a.$$

Thus, the Lyapunov exponent mentioned in the Oseledec Theorem in the one-dimensional case is

$$\lambda_a = \int \log |F_a'| d\mu_a > 0,$$

which implies the sensitive dependence on the initial conditions, a primary feature of chaotic behaviour.

As mentioned before, there are two traditional approaches to study the dynamics of a system, one is the statistical or ergodic, while the other is called topological or differential-geometric [18]. Now let us introduce a theorem about the dynamics of F_a from the topological approach:

Theorem 2.5. (J. Graczyk and G. Świątek [23], 1997) *There is an open dense set $S \subset (0, 2]$, for Lebesgue-almost every point $a \in S$, F_a has a periodic attracting orbit.* \square

We have shown two properties of the map F_a (Theorem 2.1 and Theorem 2.3) so far. Indeed there exist other behaviors when $a \in (0, 2]$ and $x \in [-1, 1]$, such as the disappearance of attracting period orbits, the vanishment of physical measures, and so forth. Based on the two properties stated above, M. Lyubich described a beautiful global picture:

Theorem 2.6. (M. Lyubich [24], 2002) *For Lebesgue-almost every $a \in (0, 2]$, the map F_a has either a periodic attracting orbit or an absolutely continuous ergodic measure.* \square

A unimodal map $F : X \rightarrow X$ is called **stochastic** if it has an invariant measure which is absolutely continuous with respect to the Lebesgue measure on X . Thus F_a is a stochastic map for $a \in (0, 2]$. The existence of the absolutely continuous invariant measure is related to the rate of expansion along the orbit of the critical point c_0 :

Theorem 2.7. (T. Nowicki [25], 1988) *A map $F : X \rightarrow X$ is stochastic if its expansion rate is exponential:*

$$DF^n(c_0) \geq Ce^{\lambda n},$$

where $n \in \mathbb{N}$, the constant $C > 0$, and the Lyapunov exponent $\lambda > 0$. \square

For an S-Unimodal function, such as F_a , by replacing the exponential rate with the summability condition, one can prove [26] that F_a is stochastic since

$$\sum_{i=0}^{\infty} \|DF_a^i(c_0)\|^{-1/2} < \infty.$$

Furthermore, one can show [25] that \exists a constant $K < \infty$ such that $\forall \epsilon > 0$

$$|F_a^n(c - \epsilon, c + \epsilon)| < K\epsilon.$$

Remark 9. *There are other terminologies that are equivalent to “stochastic” and “regular”: **uniformly hyperbolic** and **non-uniformly hyperbolic**. In the sense of Pesin theory (that is, the invariant measure automatically has a positive characteristic exponent [24]), stochastic quadratic maps can be called non-uniformly hyperbolic. Meanwhile, since regular quadratic maps are uniformly expanding outside the basin of the attracting cycle, they are also called uniformly hyperbolic. Therefore, we can claim that almost any real quadratic map is hyperbolic. See more discussion in references [1] and [20].*

From the discussions above, we obtain the other version of the Theorem 2.5:

Theorem 2.8. (M. Lyubich [1][24], 2000) *For Lebesgue-almost every $a \in (0, 2]$, the map F_a is either stochastic (non-uniformly) or regular (uniformly).* \square

In order to magnify and study a class of dynamical systems with small-scale structures, we can apply the method of renormalization to act on this class of dynamical systems. Mathematically, we usually construct the renormalization operator as a return map and there are several methods of construction according to the class of dynamical systems we are focusing on. For a stochastic map, the absolutely continuous invariant measure is supported on a cycle of intervals with disjoint interiors. If a unimodal map has such a cycle of intervals, we call this map is *renormalizable*. How many times a map can be renormalized depends on the map itself. According to the number of times we can renormalize the quadratic maps, we classify them as “at most finitely” or “infinitely” renormalizable. For more details and discussion, see [1] and [20].

2.3 Dynamics of the Hénon Map

Now let us consider the two-dimensional case and introduce an unfolding of the quadratic family, the Hénon Map, $F_{a,b} : \mathbb{R}^2 \rightarrow \mathbb{R}^2$, where $F_{a,b}(x, y) = (1 - ax^2 + y, bx)$ ($a, b \in \mathbb{R}$), which was suggested as a simplified model of the Poincaré map of the Lorentz system and is chaotic when the two parameters take the canonical values $a=1.4$ and $b=0.3$ (where a strange attractor, Hénon attractor, emerges)(the upper left figure in Fig.1) [27].

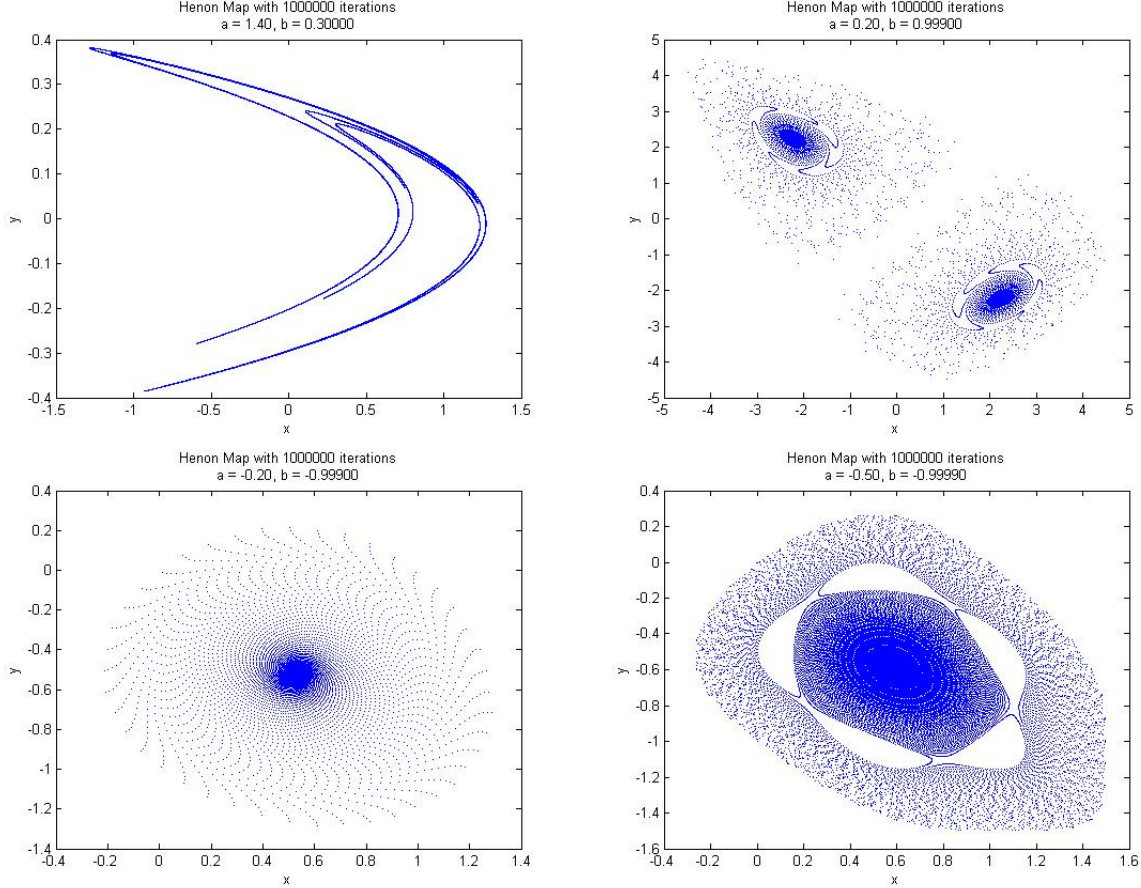


Figure 1: An orbit for a of Hénon Map for Different Parameters a and b

One can easily show that the Hénon map is injective, and its inverse is also injective when $b \neq 0$. Meanwhile, if we take different values of the parameter a in terms of the parameter b, then we have the following theorem:

Theorem 2.9. For the Hénon map $F_{a,b} : \mathbb{R}^2 \rightarrow \mathbb{R}^2$, where $F_{a,b}(x, y) = (1 - ax^2 + y, bx)$ ($a, b \in \mathbb{R}$),

- (1) when $a < -\frac{1}{4}(1 - b)^2$, there is neither fixed nor periodic point;
- (2) when $-\frac{1}{4}(1 - b)^2 < a < \frac{3}{4}(1 - b)^2$, there are two fixed points, one is attracting, while the other is repelling;
- (3) when $\frac{3}{4}(1 - b)^2 < a$, there are two attracting periodic points. □

Let us consider the convergent values of x corresponding to different values of a . When $b = 0.3$, if setting the initial values $x_0 = 0$ and $y_0 = 0$, one can show that the value of x in the Hénon map receives real values when $a \in [0, 1.4]$, and the corresponding converged value of x is $x \in [-1.5, 1.5]$ (the graphs in shown in the Fig.3). Based on the numerical experiment, we can see that when $a \in [0, 0.32]$, the sequence of he points on the orbit of x_0 converges to a fixed point independent on the initial values x_0

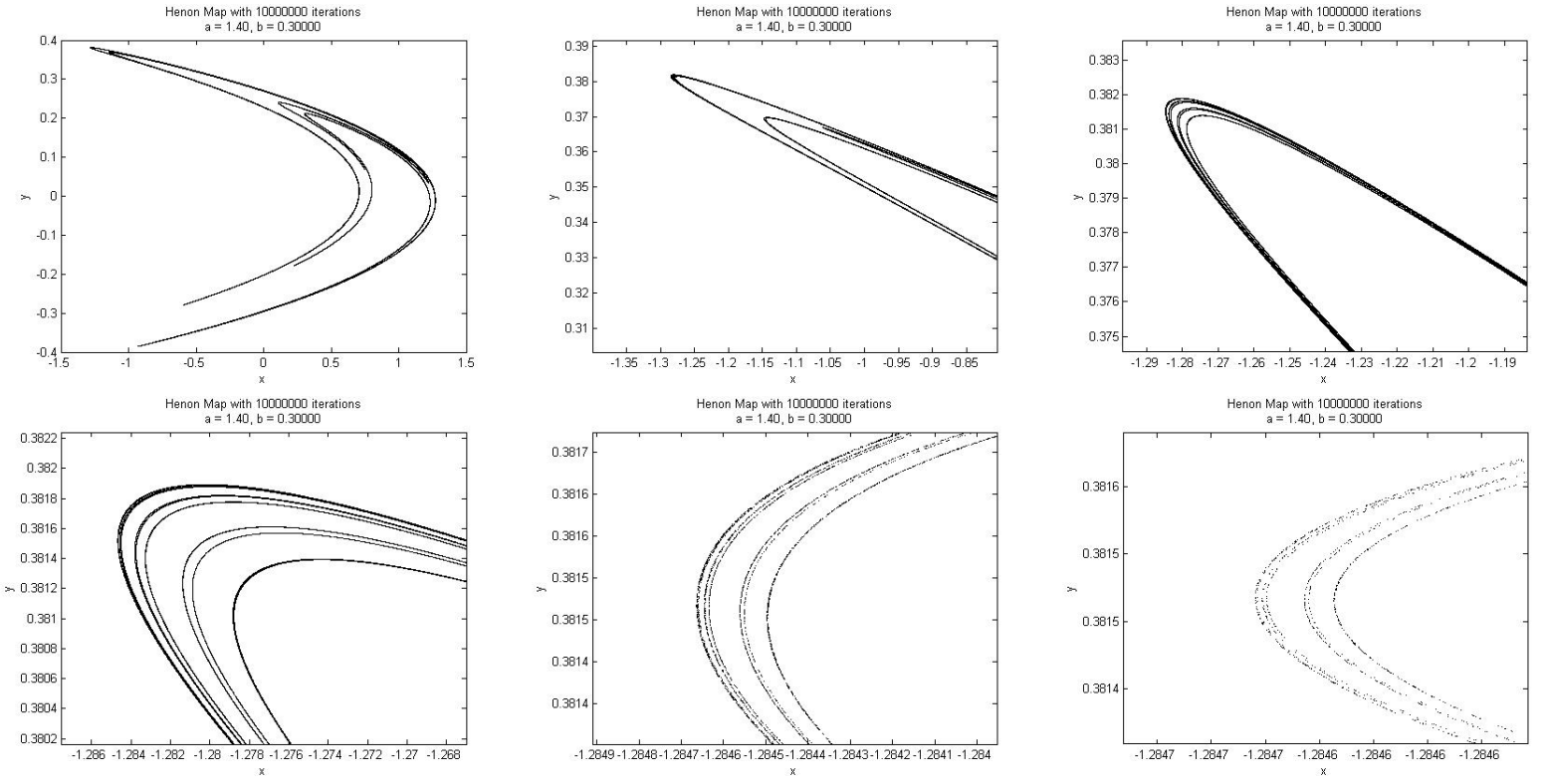


Figure 2: Self-Similarity of the Hénon Attractor ($a = 1.4$ and $b = 0.3$)

and y_0 . And when the value of $a \in [0.32, 0.9]$, this sequence converges to a periodic orbit of period two. If we change the value of parameter b to be $b = 0.4$, then we will see the points of period one, two and four when a is 0.2, 0.5 and 0.9, respectively. From the analysis above, we find that not only the Hénon map has fractal structures, but also different chaotic attractors can exist simultaneously for a range of values of parameter a .

Now we consider the topological and statistical properties of the Hénon map. M. Benedicks, L. Carleson and L. Young [28] [29] have provided a global of the dynamics of the Hénon map from these two perspectives:

Theorem 2.10. (M. Benedicks, and L. Carleson [28], 1991; M. Benedicks, and L. Young [29], 1993) *There exists a positive Lebesgue measure set S of parameters such that for each $(a, b) \in S$ the Hénon map $F_{a,b}$ possesses the following properties:*

- (1) *there exists an open set $U \subset \mathbb{R}^2$ such that $\overline{F_{a,b}(U)} \subset U$ and $\Lambda = \bigcap_{n=0}^{\infty} F_{a,b}^n(U)$ attracts all orbits of $x \in U$;*
- (2) *there is $x_0 \in \Lambda$ whose orbit is dense in Λ , and there exists $c > 0$ such that $\|DF_{a,b}^n(x_0)\| \geq e^{cn}$ for all $n \geq 1$;*
- (3) *$F_{a,b}$ has a unique physical measure on Λ .* □

Remark 10. *The second item in this theorem implies there exists a positive Lyapunov exponent in a dense orbit under the Hénon map, which means that the attractor is sensitively dependent on the initial conditions for the parameters in the set S .*

According to the discussion above, we already know that there exists a strange attractor for the Hénon map. To measure the extent of the chaoticity of a system, there are several differential approaches, such as topological entropy and mixing. Here we restrict our discussion to the mixing of the Hénon map; see [30] for more discussion about the topological entropy of the Hénon map.

Roughly speaking, “mixing” means “asymptotically independent”. Firstly, we introduce a concept,

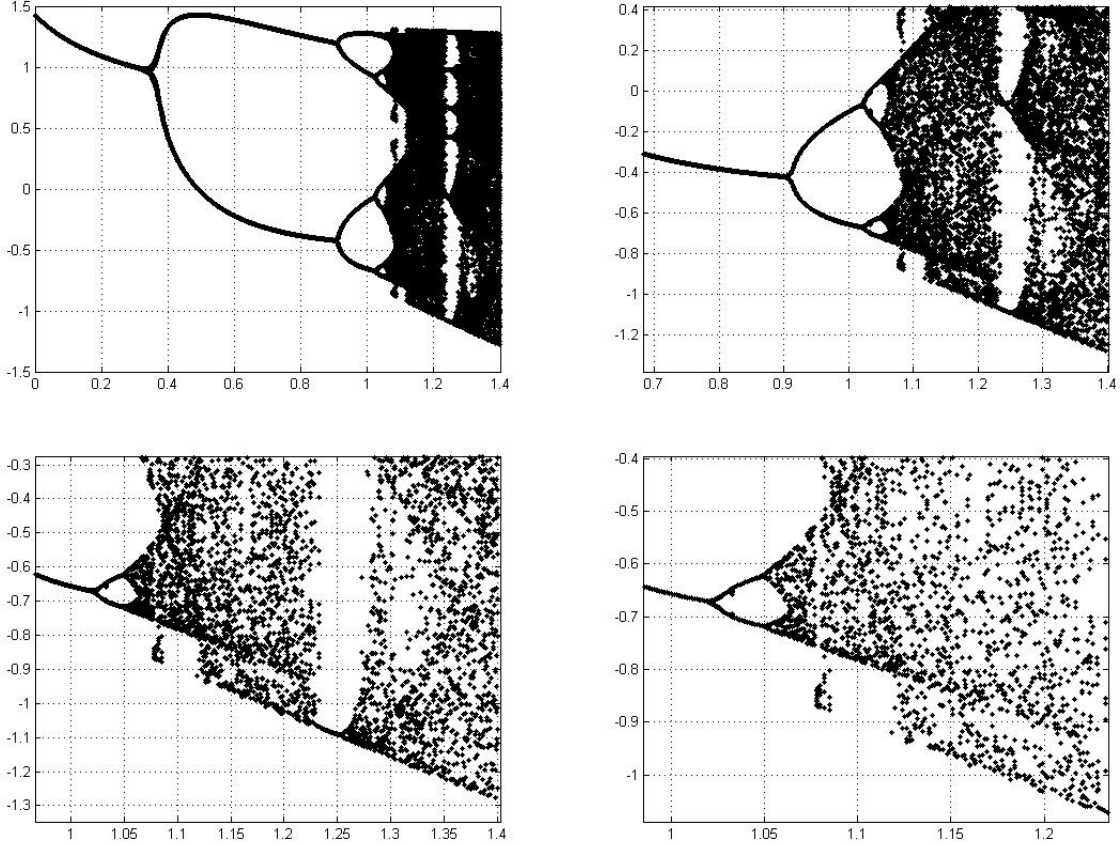


Figure 3: The Bifurcation Diagrams of Hénon Map when $b = 0.3$, $x_0 = 0$ and $y_0 = 0$.

cross correlation function:

$$C_{g,h}(n) = \int g(x)h(f^n(x))d\mu(x) - \int g(x)d\mu(x) \int h(f^n(x))d\mu(x),$$

where g and h are two square integrable observables. If we choose these two observables as the characteristic functions, namely, $g = \chi_A$ and $h = \chi_B$, then the cross correlation function takes the following form:

$$C_{\chi_A,\chi_B}(n) = \int_A \chi_B \circ f^n(x)d\mu - \mu(A)\mu(B) = \mu(A \cap f^n(B)) - \mu(A)\mu(B).$$

If the system loses the memory of the initial conditions after a long period of time, then we can expect that $C_{\chi_A,\chi_B}(n)$ approaches 0 and obtain the definition of “mixing”. Mathematically, for a dynamical system, the f -invariant measure μ is **mixing** if for any measurable subsets A and B in the phase space, we have

$$\lim_{n \rightarrow \infty} \mu(A \cap f^n(B)) = \mu(A)\mu(B).$$

It is worth to mention that mixing implies ergodicity, but the converse is not true [18]. Based on the concepts introduced above, the **mixing rate** of a system is related to the decay of the $C_{g,h}(n)$. We say the decay of the correlation is exponential if $h(f^n)$ and h become uncorrelated exponentially fast as n tends to infinity.

Now we introduce a theorem about the extent of chaoticity in terms of the mixing rate of Hénon map [29] :

Theorem 2.11. (M. Benedicks, and L. Young [29], 1993) *With respect to the unique physical measure on Λ , Hénon map $F_{a,b}$ has exponential decay of correlations for each $(a,b) \in S$.* \square

Remark 11. *In the proof of this theorem, a important property one should use is the existence of a direction of non-uniform expansion. However, orbits suffer setbacks in expansion when they pass near a localized set of critical points. The decay of correlations takes into account the set of points approaching in a counter-productive way the source of non-expansion. The measure of this set decays exponentially fast to 0.*

3 The Dynamics of Complex Quadratic Maps under Singular Perturbations $F_{\lambda,m}(z) = z^2 + \frac{\lambda}{z^m}$ and $G_{\beta,m}(z) = z^2 + \frac{\beta}{\bar{z}^m}$, where $m \in \mathbb{N}$ and $\lambda, \beta \in \mathbb{C}$.

3.1 Preliminary

The goal of studying **complex dynamics** is to understand the iteration processes of complex analytic functions, which include polynomials, rational maps, entire transcendental maps, and meromorphic functions, on complex plane \mathbb{C} , Riemann Sphere $\hat{\mathbb{C}}$, and even higher dimensional complex plane \mathbb{C}^n . In complex dynamics, the two most fundamental sets are Julia sets and the Mandelbrot set: the former is geometrically defined as the boundary of the set of the points whose orbits tend to infinity for any fixed map, while the latter is the set of values of the parameter c for which the orbits of $z_0 = 0$ remains bounded under the complex polynomial $z_{n+1} = z_n^2 + c$ *

The complement of the Julia set is called the Fatou set, whose dynamics, however, is usually relatively tedious (In most cases points in the Fatou set approach an attracting periodic orbits or infinity, although there are some other possibilities). For the details of the history of the complex dynamics, see [3].

Remark 12. *Three basic classifications of fixed points in dynamical systems are attracting, repelling and neutral points (i.e. the x -values at which $|F'(x)| < 1$, $|F'(x)| > 1$, and $|F'(x)| = 1$, respectively).*

(1) *According to the Contraction Mapping Principle, for all attracting fixed points z_0 , there is an open neighbourhood $U(z_0, \epsilon)$ such that $F^n(z) \rightarrow z_0$ as $n \rightarrow \infty$, $\forall z \in U(z_0, \epsilon)$.*

(2) *For the dynamics of an open neighbourhood of a repelling fixed point z_0 , we can apply the Inverse Function Theorem with the conclusion in (1) to prove that in linear case, $F^n(z) \rightarrow \infty$ as $n \rightarrow \infty$, $\forall z \in U(z_0, \epsilon)$.*

(3) *The dynamics nearby a neutral fixed point is much more complicated than the previous two cases. We may obtain attraction, repulsion or other kinds of dynamics in the open neighbourhoods of a neutral fixed point.*

In complex dynamics, the quadratic maps: $F_a : \mathbb{C} \rightarrow \mathbb{C}$, where $F_a(z) = z^2 + a$, in which $a \in \mathbb{C}$, have been well studied. For this family, there exists only one critical orbit (the orbit of critical point), and we have the following theorem for its escape dichotomy:

Theorem 3.1. *For the quadratic map $F_a : \mathbb{C} \rightarrow \mathbb{C}$, where $F_a(z) = z^2 + a$, in which $a \in \mathbb{C}$:*

(1) *If the critical orbit remains bounded, then the its Julia Set is connected;*

(2) *Otherwise, the Julia Set is a Cantor Set (also called “fractal dust”) and F_a is conjugate on the Julia Set to one-sided shift of two symbols.*

For the proof of this theorem and more discussion about the dynamics of this map, see references [8], [32] and [33].

In the following sections, we will discuss the dynamics of the complex quadratic map under singular perturbations. Roughly speaking, **singular perturbation** means introducing poles into the dynamics of a polynomial. It has been shown that singular perturbations can produce rich interesting and elegant results in ODEs, PDEs and dynamical systems.

Two main types of singular perturbations in current dynamics research are holomorphic ones, which take the form $F_{\lambda,c,n,m} : \mathbb{C} \rightarrow \mathbb{C}$, where $F_{\lambda,c,n,m}(z) = z^n + c + \frac{\lambda}{z^m}$; and nonholomorphic ones, which are expressed as $G_{\beta,c,n,m} : \mathbb{C} \rightarrow \mathbb{C}$, where $G_{\beta,c,n,m}(z) = z^n + c + \frac{\beta}{\bar{z}^m}$ (In both of these two maps, $n, m \in \mathbb{N}$ and $\lambda, \beta, c \in \mathbb{C}$). In this section, we only consider some simple cases for the singular perturbations of complex quadratic maps (i.e. $n=2$).

Remark 13. *Besides the holomorphic and nonholomorphic singular perturbations, there are several other types of perturbations in complex dynamics, such as the real (nonholomorphic but nonsingular) perturbation for quadratic families: $F_{\alpha,c} : \mathbb{C} \rightarrow \mathbb{C}$, where $F_{\alpha,c}(z) = z^2 + \alpha\bar{z} + c$, in which $c \in \mathbb{C}$ and $\alpha \in \mathbb{R}$. See [35] for the dynamics of this family.*

*[31] provides a different approach to define the Mandelbrot set.

Before discussing the singular perturbations, we introduce several notations will be used: (1) $J(F)$ is the Julia set of map F ; (2) $B_\lambda(F)$ is the immediate basin of attraction of ∞ for F , and $\beta_\lambda(F)$ is the boundary of $B_\lambda(F)$; (3) $K(F) = \mathbb{C} \setminus \bigcup_{n=1}^{\infty} F^{-n}(B_\lambda(F))$ is filled Julia set; (4) $T_\lambda(F)$, which is called trap door, is the neighborhood of the pole 0 that is mapped onto $B_\lambda(F)$ under F but is disjoint from $B_\lambda(F)$ (in other words, $T_\lambda(F)$ is an open set about the pole 0 that mapped in an “m to one” fashion onto $B_\lambda(F)$ under F).

In the following sections, we will discuss the dynamics of z^2 rather than the more general quadratic family $(z^2 + c)$ under both holomorphic and nonholomorphic singular perturbations with different orders (m); i.e. $F_{\lambda,m}(z) = z^2 + \frac{\lambda}{z^m}$ and $G_{\beta,m}(z) = z^2 + \frac{\beta}{\bar{z}^m}$, where $m \in \mathbb{N}$ and $\lambda, \beta \in \mathbb{C}$.

3.2 Singular Perturbation of Real Quadratic Family when $m = 1$

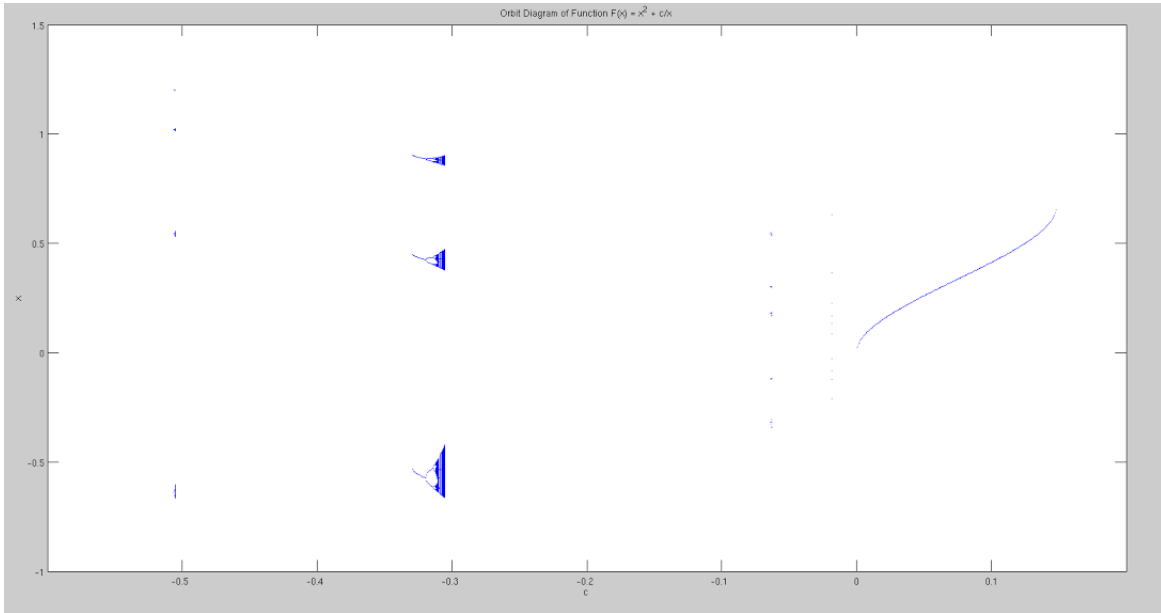


Figure 4: The Orbit Diagram of $F_c : \mathbb{R} \rightarrow \mathbb{R}$, where $F_c(x) = x^2 + \frac{c}{x}$, in which $c \in \mathbb{R}$.

Before discussing the complex quadratic families, we firstly study the singular perturbation in the case of the real line \mathbb{R} ; i.e. of $F_c : \mathbb{R} \rightarrow \mathbb{R}$, where $F_c(x) = x^2 + \frac{c}{x}$, in which $c \in \mathbb{R}$. To gain an overview of the dynamics for all c , we first observe the **orbit diagram** of this family (Fig.4) and interpret some interesting dynamics. From the orbit diagram, one can see that the dynamics of $c > 0$ and $c < 0$ are entirely different. We firstly discuss the dynamics when $c > 0$, and then analyze the $c < 0$ in the following section.

Remark 14. *Orbit diagram shows the asymptotic behaviors of the orbits of critical points for various c -values. It aims to capture the dynamics of a family of maps for many different c -values in one picture[8]. This helps us to find the attracting periodic orbits of maps, because every attracting periodic orbit attracts a critical point. One should notice that only the points whose orbits are stay bounded will be shown on orbit diagrams.*

Remark 15. *For the quadratic family $F_c : \mathbb{R} \rightarrow \mathbb{R}$, where $F_c(x) = x^2 + \frac{c}{x}$, in which $c \in \mathbb{R}$, the dynamics at $(c, x) = (0, 0)$ and $(4/27, 2/3)$ are entirely different, although both of them are the two ends of the S-shape curve on the orbit diagram. Because $x = 0$ is the singular point, its orbit will approach to infinity after only one iteration.*

We start analyzing the dynamics in the case of $c > 0$ through observing Fig.5. The two curves and straight line represent the fixed points as a function of parameter c 's, the critical points as a function of parameter c 's, and the straight line $c = 4/27$, respectively. They intersect at several points: $(0, 0)$, $(2/27, 1/3)$, and $(4/27, 2/3)$ (we do not discuss $(4/27, -1/3)$ here because the repelling fixed point persists as c is varied). Point $(0,0)$ is where singularity; $(2/27, 1/3)$ is located at center of the left S-shape curve, and $1/3$ is the superattracting fixed (both attracting fixed and critical) point; point $(4/27, 2/3)$ is where saddle-node bifurcation occurs. More specifically, when $c > 4/27$, there is only one negative fixed point; when $c = 4/27$, there are two fixed points, one is negative while the other is positive; when $c < 4/27$, there are three fixed points (two of them are positive, while another is negative). Therefore, a saddle-node bifurcation occurs when $c = 4/27$, and the negative fixed point always exists for any nearby value of c . For convenience, we denote the fixed points from left to right as x_1 , x_2 and x_3 . Now we discuss the properties of these fixed points.

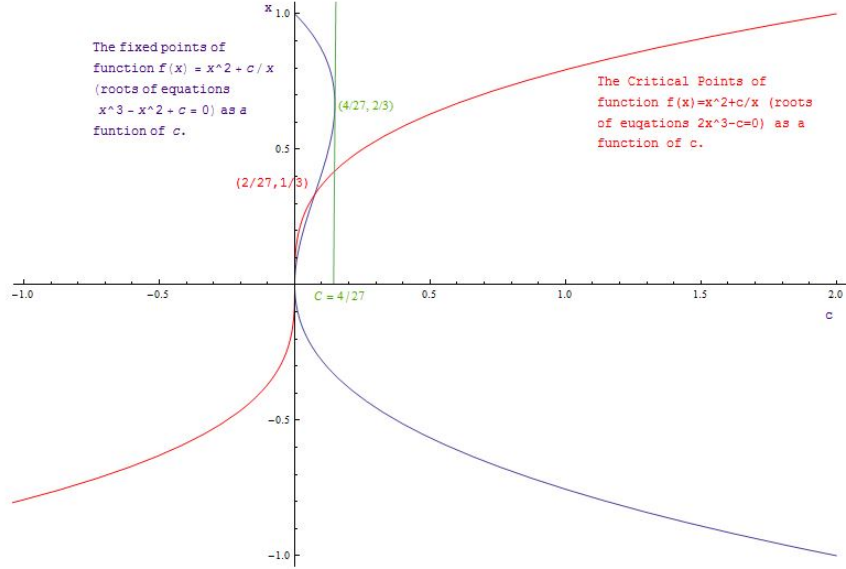


Figure 5: Analysis of the Dynamics when $c > 0$. In this figure, purple line represents the fixed points as a function of parameter c 's; Red line represents the critical points as a function of parameter c 's; Green line represents the straight line $c = 4/27$, which helps to see the saddle-node point at $(c, x) = (4/27, 2/3)$.

Theorem 3.2. For the family $F_c : \mathbb{R} \rightarrow \mathbb{R}$, where $F_c(x) = x^2 + \frac{c}{x}$, in which $c > 0$ and $c \in \mathbb{R}$ (assume $x \neq 0$), we have

- (1) When $c > 4/27$, there exists only one repelling fixed point x_1 ;
- (2) When $c = 4/27$, there exist two fixed points, x_1 is repelling while x_2 is neutral;
- (3) When $c < 4/27$, there exist three fixed points, x_1 and x_3 are repelling while x_2 is attracting. □

Proof. For a fixed point x_0 of $F_c : \mathbb{R} \rightarrow \mathbb{R}$, where $F_c(x) = x^2 + \frac{c}{x}$, we have

$$F'_c(x) = 2x - \frac{c}{x^2} = 3x - \frac{1}{x} \left(x^2 + \frac{c}{x} \right) = 3x - \frac{1}{x} F_c(x) \implies F'_c(x_0) = 3x_0 - \frac{1}{x_0} F_c(x_0) = 3x_0 - 1.$$

Therefore, if $0 < x_0 < 2/3$, x_0 is attracting; if $x_0 < 0$ or $2/3 < x_0$, x_0 is repelling; otherwise, x_0 is neutral.

- (1) When $c > 4/27$, there exists only one fixed point x_1 , then $\forall c \in \mathbb{R}$, $x_1 < 0 \implies x_1$ is always repelling (the same reason for the repelling fixed points in (2) and (3));
- (2) When $c = 4/27$, there exist two fixed points x_1 and x_2 , and $x_2 = 2/3 \implies x_2$ is neutral;
- (3) When $c < 4/27$, there exist three fixed points x_1 , x_2 and x_3 . When c increases, x_2 increases and x_3 decreases, and they coincide at $c = 4/27$. Therefore, when $c < 4/27$, we have $0 < x_2 < 2/3$ and $2/3 < x_3 \implies x_2$ is attracting and x_3 is repelling. □

Now we consider the dynamics when $c < 0$. From Fig.4, we see that several period-doubling route to chaos with different primary periods appear on the left side in the graph. Fig.7 shows the period-doubling route with period three and four on the orbit diagram. To interpret the dynamics when $c < 0$, we firstly analyze the dynamics of the period-doubling bifurcation with period three. In the right graph in Fig.8, the curves with three different colors represent $F_c(x) = x^2 + \frac{c}{x}$, $F_c^2(x)$, and $F_c^3(x)$, respectively. The left graph in Fig.8 shows the point at which period-doubling route occurs ($c = -0.327$). From left to right, three blue curves intersect (are tangent to) the reference line $y = x$ simultaneously, which means that $F_c^3(x) = x$. When c -value becomes smaller than -0.327 , one can see three more periodic points appear (right graph in Fig.8). The rightmost point at which the four curves (including the green

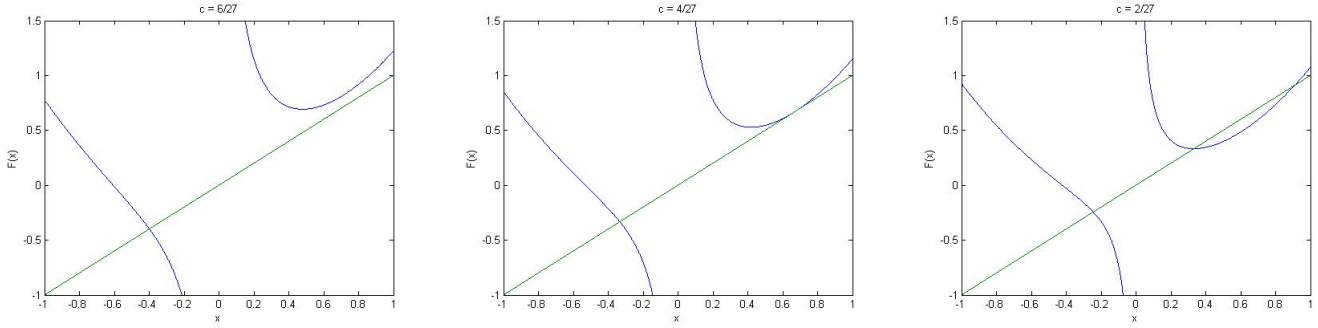


Figure 6: A Description of the Saddle-Node Bifurcation - The Graph of $F_c(x)$ when $c = \frac{6}{27}$, $c = \frac{4}{27}$ and $c = \frac{2}{27}$, respectively.

reference line $y = x$) with different colors intersect is the fixed point of $F_c(x)$. It worths to mention that in Fig.8 there are three intervals between the intersections between the $F_c^3(x)$ curves and $y = x$ line , and the lengths of these three intervals correspond to the vertical heights of three pieces in the left graph in Fig.7.

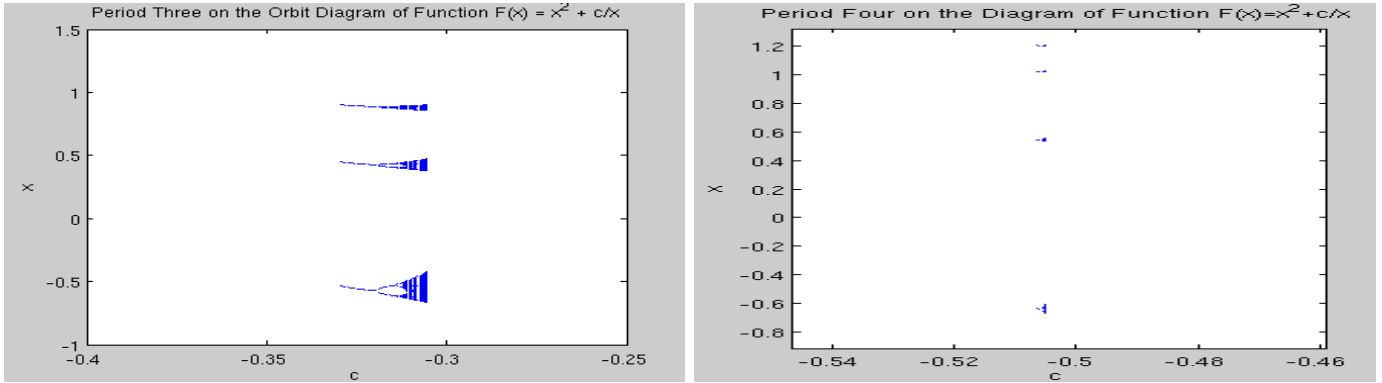


Figure 7: Enlargements from Fig.4 - Period-Doubling Routes with Period Three and Four on the Orbit Diagram.

Now we suggest two conjectures based on the several typical iteration graphs when $c < 0$. According to the orbit diagram in Fig.4 and four iteration graphs in Fig.9, we find that for those period- n cycles appear when $c < 0$, the integer n keeps increasing when c -value approaches the **homoclinic** case, in which the critical value (the lowest point on the left branch of $F_c(x) = x^2 + \frac{c}{x}$ curves) and the fixed point (the intersection of the reference line $y = x$ and the left branch of $F_c(x) = x^2 + \frac{c}{x}$ curves) have the same height. When c -value is less than -0.593 , all orbits that start from the critical point will go off to infinity. Therefore, we have the following two conjectures:

Conjecture 3.1.

Infinitely many period- n cycles with different n -values appear when c -value varies from -0.3237 (period-three) to -0.593 (homoclinic).

Conjecture 3.2.

Between each pair of the successive period- n cycles, there exist c -value(s) under which the orbit of the critical point approaches to infinity.

Remark 16.

As we mentioned in the Introduction section, a homoclinic orbit has common forward and backward asymptotic behaviors to the same point. See [14] and [21] for more discussion.

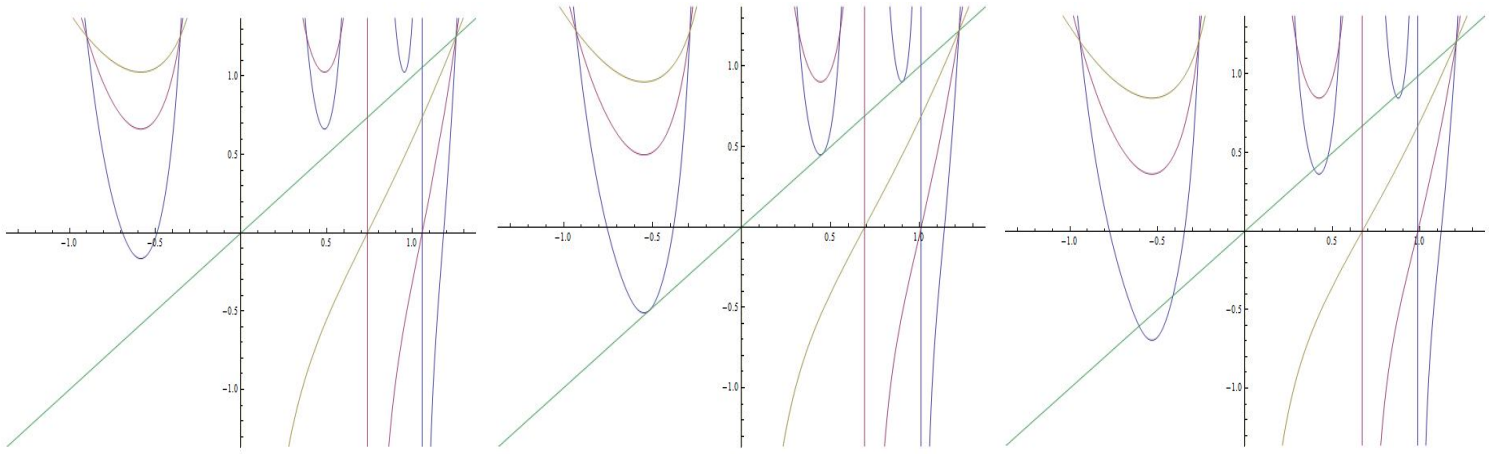


Figure 8: The Graphs of $F_c(x) = x^2 + \frac{c}{x}$, $F_c^2(x)$, and $F_c^3(x)$ when $c < 0$. Left: before the saddle-node bifurcation, $c > 4/27$; middle: at the (period-three) saddle-node bifurcation, $c = 4/27$; right: after the saddle-node bifurcation, $c < 4/27$. (Yellow curves represent $F_c(x)$, purple curves represent $(F_c^2(x))$, blue curves represent $(F_c^3(x))$, and green straight line represents the reference line $y = x$.)

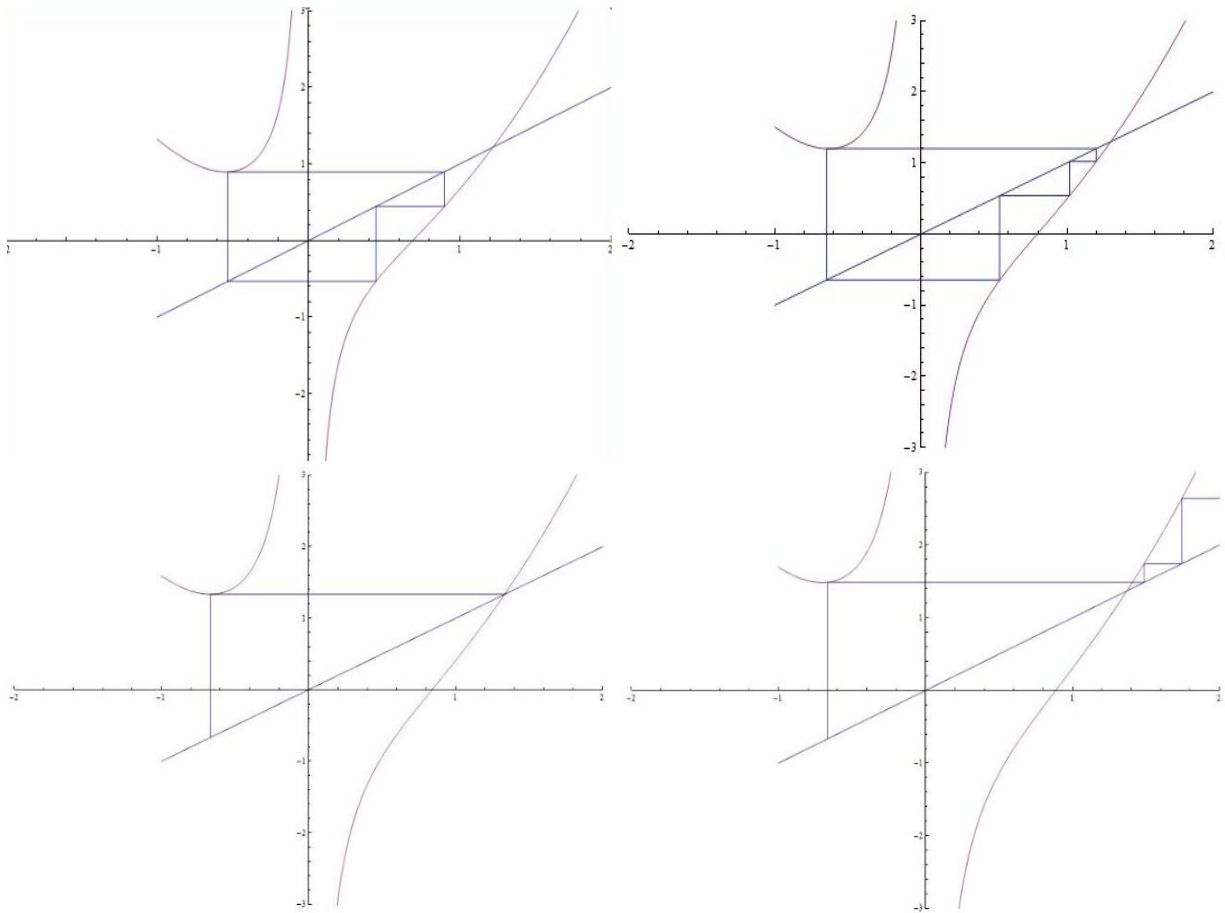


Figure 9: Iteration Graphs of Cycles with Different Periods for $F_c(x) = x^2 + \frac{1}{x}$. (Upper left: period-three when $c = -0.327$; upper right: period-four when $c = -0.507$; lower left: homoclinic (pre-fixed) when $c = -0.593$; lower right: escape when $c < -0.593$.)

3.3 Singular Perturbations of Complex Quadratic Family when $m = 1$

Now we consider the dynamics of $F_c : \mathbb{C} \rightarrow \mathbb{C}$, where $F_c(z) = z^2 + \frac{c}{z}$, in which $c > 0$ and $c \in \mathbb{R}$. When $c < 4/27$ and $c = 4/27$, the fixed points of this family are the same as the family $F_a(z) = z^2 + a$ referred in **section 3.1**; however, when $c > 4/27$, the fixed points are different due to the appearance of a pair of complex conjugate fixed points. For convenience, we again denote the fixed points as z_1 , z_2 and z_3 . The dynamics of this family at the fixed points is stated as follows:

Theorem 3.3. *For the family $F_c : \mathbb{C} \rightarrow \mathbb{C}$, where $F_c(z) = z^2 + \frac{c}{z}$, in which $c > 0$ and $c \in \mathbb{R}$, we have, we have*

- (1) *When $c > 4/27$, there exists one real and two complex repelling fixed point z_1 , z_2 and z_3 ;*
- (2) *When $c = 4/27$, there exist two real fixed points, z_1 is repelling while z_2 is neutral;*
- (3) *When $c < 4/27$, there exist three real fixed points, z_1 and z_3 are repelling while z_2 is attracting. \square*

Proof. When $c < 4/27$ and $c = 4/27$, the fixed points of $F_c : \mathbb{R} \rightarrow \mathbb{R}$, where $F_c(x) = x^2 + \frac{c}{x}$, reduces to the case in Theorem 3.2. Therefore, we only need to prove its fixed points when $c > 4/27$:

Assume z_0 is the fixed point of $F_c : \mathbb{R} \rightarrow \mathbb{R}$, where $F_c(z) = z^2 + \frac{c}{z}$, then

$$z^2 + \frac{c}{z} = z \implies z^3 - z^2 + c = 0.$$

According to Vieta's formula, one can easily show $z_1 + z_2 + z_3 = 1$. Since the point z_1 remains negative for all $c > 0$ and $c \in \mathbb{R}$ and decreases as c increases for $c > 4/27$, we know that $z_2 + z_3$ increases as c increases for $c > 4/27$. Since when $c = 4/27$, where the bifurcation happens, we have $z_1 = -1/3$, then $z_2 + z_3 = 2/3$ in this case. Therefore, $z_2 + z_3 > 4/3$, which implies that $Re(z_2) > 2/3$ and $Re(z_3) > 2/3$ when $c > 4/27$. Meanwhile, similar to the real case in **section 3.1**, one can show that, for the fixed point z_0 , we have

$$F'_c(z_0) = 3z_0 - 1,$$

and then

$$|F'_c(z_0)| = |3z_0 - 1| > 1,$$

when $z_0 = z_2$ or $z_0 = z_3$. Hence, all the three fixed points z_1 , z_2 and z_3 are repelling. \square




Figure 10: From Left to Right: The Escape Figure of (1)the Parameter Plane of the Family $F_\lambda(z) = z^2 + \frac{\lambda}{z}$, where $\lambda \in \mathbb{C}$; (2)the Dynamical Plane of $z^2 + \frac{4/27}{z}$; (3)the Dynamical Plane of $z^2 + \frac{0.1 + 0.1i}{z}$; (4)the Dynamical Plane of $z^2 + \frac{0.01}{z}$.

Now we discuss the dynamics of a more general case: $F_\lambda : \mathbb{C} \rightarrow \mathbb{C}$, where $F_\lambda(z) = z^2 + \frac{\lambda}{z}$, in which $\lambda \in \mathbb{C}$. Firstly, we consider its symmetric structure. Let

$$\omega = \cos\left(\frac{2\pi}{3}\right) + i \sin\left(\frac{2\pi}{3}\right),$$

then

$$F_\lambda(\omega z) = (\omega z)^2 + \frac{\lambda}{\omega z} = \omega^2(z^2 + \frac{\lambda}{\omega^3 z}) = \omega^2(z^2 + \frac{\lambda}{z}) = \omega^2 F_\lambda(z),$$

and therefore $F_\lambda(\omega z)$ and $F_\lambda(z)$ are symmetric to each other. Similarly, one can easily show that

$$F_\lambda(\omega^2 z) = (\omega^2 z)^2 + \frac{\lambda}{\omega^2 z} = \omega(\omega^3 z^2 + \frac{\lambda}{\omega^3 z}) = \omega(z^2 + \frac{\lambda}{z}) = \omega F_\lambda(z),$$

which implies that $F_\lambda(\omega^2 z)$ and $F_\lambda(z)$ are symmetric as well. Therefore, $F_\lambda(z)$, $F_\lambda(\omega z)$ and $F_\lambda(\omega^2 z)$ are symmetric and obey the same dynamics (i.e. either all approach to infinity or all stay bounded).

For this family, there is only one "dividing ray", that is, the negative real axis $\text{Arg}(\lambda) = \pi$. Then, one can show the following convergence theorem in the "Hausdorff topology" sense [34]:

Theorem 3.4. (R. Devaney, and M. Morabito [34], 2004) *For $F_\lambda(z) = z^2 + \frac{\lambda}{z}$, in which $\lambda \in \mathbb{C}$, its Julia set $J(F_\lambda)$ converges as a set to the closed unit disk as λ approaches to 0 along the dividing ray $\text{Arg}(\lambda) = \pi$ in its parameter plane.* \square

Proof. Let $B_\epsilon(z)$ be a ball of radius ϵ centred at the point $z \in \mathbb{C}$, and let \mathbb{D} be the closed unit disk in the complex plane \mathbb{C} . Then for any given $\epsilon > 0$, if $|\lambda| \leq \epsilon$ and $|z| > 1 + \epsilon$, then we have

$$|z|^3 - |z|^2 = |z|^2(|z| - 1) > |z|^2\epsilon > \epsilon \geq |\lambda|.$$

Then,

$$|F_\lambda(z)| = |z^2 + \frac{\lambda}{z}| \geq |z|^2 - \frac{|\lambda|}{|z|} = \frac{1}{|z|} (|z|^3 - |\lambda|) \geq \frac{1}{|z|} |z|^2 = |z| > 1 + \epsilon.$$

Therefore, for each z satisfying $|z| > 1 + \epsilon$, we have $z \notin J(F_\lambda)$. In other words, for each $z \notin \mathbb{D}$, we have $z \notin J(F_\lambda)$.

As claimed before, the dividing ray of this complex map is exactly the negative real line \mathbb{R}^- . Let $\omega^3 = 1$, then $F_\lambda(\omega z) = \omega^2 F_\lambda(z)$, which implies that the Julia set $J(F_\lambda)$ is symmetric under $z \mapsto \omega z$. Meanwhile, since $F_\lambda(\bar{z}) = \overline{F_\lambda(z)}$ for the parameter $\lambda \in \mathbb{R}^-$, which implies that the Julia set is symmetric under complex conjugation. Since that $z \notin J(F_\lambda)$ for each $z \notin \mathbb{D}$ have been proved, what should be proved for the theorem is that for any $z \in \mathbb{D}$, $J(F_\lambda) \cap B_\epsilon(z) \neq \emptyset$. We will prove this by contradiction as follows.

Let us assume that the Julia set $J(F_\lambda)$ of this family does not converge to the closed unit disk \mathbb{D} as the parameter λ approaches 0 along the negative real line \mathbb{R}^- ; meanwhile, there is a sequence $(z_j)_0^\infty \subset \mathbb{D}$ such that $J(F_\lambda) \cap B_\epsilon(z) = \emptyset$. Since \mathbb{D} is bounded and closed, then it is a compact region by the Heine-Borel Theorem. Then there exists a subsequence $(a_k)_0^\infty$, which consists of the points in the sequence $(z_j)_0^\infty$ that converges to some point $p \in \mathbb{D}$, such that $J(F_{a_k}) \cap B_\epsilon(p) = \emptyset$ for some sufficiently large k .

Suppose $|\lambda|$ is small, let $|\lambda| < 1/27$. Then if z is on the circle of radius $|\lambda|^{1/3}$ centered at 0, and denote this circle as \mathbb{E} . Then the following inequality holds:

$$|F_\lambda(z)| \leq |z|^2 + \frac{|\lambda|}{|z|} = |\lambda|^{2/3} + \frac{|\lambda|}{|\lambda|^{1/3}} = 2|\lambda|^{2/3} < |\lambda|^{1/3} = |z|.$$

Therefore, for small $|\lambda|$, the circle \mathbb{E} is strictly mapped inside itself, which implies that the boundary of trap door T_λ of this map $|F_\lambda|$, which is denoted as ∂T_λ , lies in the circle \mathbb{E} for all such λ . And thus $\lim_{|\lambda| \rightarrow 0} \partial T_\lambda = 0$. It follows that for small $|\lambda|$, there are some points in the Julia set of this map arbitrarily close to the origin and hence lies inside the ball $B_\epsilon(0)$. Thus, if we assume $p = 0$, then $J(F_\lambda) \cap B_\epsilon(p) \neq \emptyset$, which contradicts the conclusion under the assumption that the Julia set $J(F_\lambda)$ of this map does not converge to the closed unit disk \mathbb{D} as the complex parameter λ approaches the origin along the negative real line \mathbb{R}^- . Therefore, the subsequence $(a_k)_0^\infty$ cannot converges to 0, and hence $p \neq 0$.

Now we consider a circle centered at 0 with radius $|p| > 0$, and denote it as \mathbb{G} . Then $\mathbb{G} \cap B_\epsilon(p) \neq \emptyset$, and denote the minor arc between their two intersection points as ζ and its length as l . Now we choose $m \in \mathbb{N}^+$ such that $(2^m)l > 2\pi$. Therefore, if z lies in a circle centered at the origin with radius $\frac{|p|}{2}$, then for sufficiently small $|\lambda| > 0$, $|F_\lambda^j(z) - z^{2^j}| \rightarrow 0$.

Thus, the argument of the curve $F_\lambda(\zeta)$ increases by 2π approximately, and therefore it wraps around the origin at least once. Since there is a three-fold symmetry in the dynamical plane, then the curve ζ intersect all these three lines ℓ_1, ℓ_2 and ℓ_3 . As shown before, $z \mapsto \bar{z}$ since $F_\lambda(\bar{z}) = \overline{F_\lambda(z)}$; then we know that the k -th fold iteration of $B_\epsilon(p)$ contains an annulus that lies in the Fatou set and surrounds the origin. Let Q be the component of the Fatou set that contains the curve ζ , then Q is mapped onto a component of the Fatou set that is periodic (denote this new component as U) by the No-Wandering Domain Theorem. However, note that the set $H = \left\{ z : z \in \bigcup_{i=1}^3 (Q \cap \ell_i) \right\}$ remains on these lines for all iterations. Therefore, U cannot be a basin of attraction of a finite cycle, a Siegel disk, or a Herman ring. Thus, we can conclude that $U = B_\lambda(F_\lambda)$, where $B_\lambda(F_\lambda)$ is the immediate basin of the ∞ . It follows that $f^{-1}(U) = T_\lambda(F_\lambda(z))$, where T_λ is the trap door; and then $W = f^{-2}(U)$ is a Fatou component that contains an annulus that surrounds the origin. Since the trap door T_λ is a disk and V is not simply connected, then V contains at least one critical point of F_λ . It follows that V contains all critical points take this form, $(\lambda/2)^{1/3}$, by symmetry. Then, by the Riemann-Hurwitz Theorem, V is an annulus that is mapped 2 to 1 onto T_λ . Let O be the open annulus lies between B_λ and T_λ . Then O is separated by V into two annuli, an inner one denoted as O_1 and an outer one denoted as O_2 . Then O_1 is mapped onto O under F_λ in a one-to-one pattern, while O_2 is mapped onto O under F_λ in an n to one pattern. It follows that $\text{mod } O = \text{mod } O_1$. Since the inner boundaries of O and O_1 overlap, then O_2 cannot exist. Therefore, we obtain a contradiction. Therefore, for any $z \in \mathbb{D}$, $B_\epsilon(z) \cap J(F_\lambda) \neq \emptyset$. Now the theorem is proved. \square

Remark 17. *This remark is about the No-Wandering-Domain Theorem referred in the above proof:*

Theorem 3.5. (D. Sullivan [37], 1985)

Let $f : \widehat{\mathbb{C}} \rightarrow \widehat{\mathbb{C}}$ be a rational map of degree $\deg(f) \geq 2$, then f does not have a wandering domain. \square

This theorem can be stated as following alternative version: every component U of the Fatou set of this rational map f is eventually periodic; that is, there exist $m > n > 0$, where $m, n \in \mathbb{N}$ such that $f^m(U) = f^n(U)$. This theorem is first proved by D. Sullivan [37]. And for more discussion about the wandering domain in dynamical systems, see reference [18].

Remark 18. *We briefly discuss the Siegel disk and Herman ring in this remark:*

Both a Siegel disk and a Herman ring are two types of components of Fatou set. The Fatou component is defined as the maximum connected open subset of the Fatou set. Let $f(z) : \mathbb{C} \rightarrow \widehat{\mathbb{C}}$ be a holomorphic (or entire) or meromorphic function, and suppose that V is an n -periodic Fatou component., then the classifications of the Fatou components are as follows, and one and only one of them will occur: (1) Attracting basin: If for all $z \in V$, $\lim_{k \rightarrow \infty} (f^n)^k(z) = q$, where q is an n -period attracting point in V , then V is an attracting basin; (2) Parabolic basin: If for all $z \in V$, there exists $s \in \partial V$, where s is a rationally indifferent n -period point, such that $\lim_{k \rightarrow \infty} (f^n)^k(z) = s$, then V is a parabolic basin; (3) Siegel disk: If there exists an analytic homeomorphism $\varphi : V \rightarrow \mathbb{D}$, where \mathbb{D} is a closed unit disk, such that $\varphi \circ f^k \circ \varphi^{-1}(z) = e^{2i\pi\alpha}z$ for some $\alpha \in \mathbb{R} \setminus \mathbb{Q}$ (thus Siegel disks are simply connected by definition); (4) Herman ring: If there exists an analytic homeomorphism $\varphi : V \rightarrow S$, where $S = \{z : 1 < |z| < r\}$ for some $r > 1$, such that $\varphi \circ f^k \circ \varphi^{-1}(z) = e^{2i\pi\alpha}z$ for some $\alpha \in \mathbb{R} \setminus \mathbb{Q}$; (5) Baker domain: If for all $z \in V$, $\lim_{k \rightarrow \infty} (f^n)^k(z) = \infty$, then V is baker domain. However, note that the case (5) only exists when $f(z)$ is a transcendental function; for polynomials and rational functions, there are only four possibilities (1)~(4).

Remark 19. *For a more general case, $F_\lambda(z) = z^n + \frac{\lambda}{z}$, in which $\lambda \in \mathbb{C}$, the dividing rays are given by*

$$\text{Arg}(\lambda) = \frac{(2k+1)\pi}{n-1},$$

where $k \in \mathbb{N}$ and $0 \leq k \leq n - 1$. In this case, the convergence theorem of Julia set takes a more general form, that is, For $F_\lambda(z) = z^n + \frac{\lambda}{z}$, in which $\lambda \in \mathbb{C}$, the Julia set $J(F_\lambda)$ converges as a set to the closed unit disk as λ approaches to 0 along each of the dividing rays $\text{Arg}(\lambda) = \pi$ in the parameter plane. \square

In the previous parts, our discussion mainly focuses on the bounded orbits of this family. Now we consider the points whose orbits approach to infinity.

Theorem 3.6. For $F_\lambda : \mathbb{C} \rightarrow \mathbb{C}$, where $F_\lambda(z) = z^2 + \frac{\lambda}{z}$, in which $\lambda \in \mathbb{C}$, the orbit of a point z which satisfies $|z| > 1 + |\lambda|$ approaches to infinity. \square

Proof. Let $\epsilon > 0$ and $|z| > 1 + |\lambda|$, then $z^2 > 1$ and $|z| - 1 > |\lambda|$, which implies that $|z^2|(|z| - 1) > |\lambda|$. Therefore, $1 + |\lambda| < |z| < |z^2| - \frac{\lambda}{z} < |F_\lambda(z)| < |F_\lambda^2(z)|$, and the sequence $\{|F_\lambda^n(z)|\}_n$ is monotonically increasing. Assume that this sequence approaches to a finite limit when n approaches to ∞ , and denote this limit as a . Then the orbit of any $|z| > 1 + |\lambda|$ is bounded by a circle at the origin with radius a . Since this circle is compact, then there exists one limit point z_{limit} on the circle ($|z_{limit}| = a$) for $\{|F_\lambda^n(z)|\}_n$, which implies that $|F_\lambda(z_{limit})| \leq z_{limit}$. However, we had shown that $|z| < |F_\lambda(z)|$ for all $|z| > 1 + |\lambda|$; therefore, this is a contradiction. \square

Now we can summarize the escape theorem for this family on the complex plane:

Theorem 3.7. (R. Devaney, and M. Morabito [34], 2004) For the family $F_\lambda : \mathbb{C} \rightarrow \mathbb{C}$, where $F_\lambda(z) = z^2 + \frac{\lambda}{z}$, $\lambda \in \mathbb{C}$, and let C_0 be a critical point of $F_\lambda(z)$ then we have:

- (1) If one and hence all $C_0 \in B_\lambda$, then J is a Cantor set;
- (2) If one and hence all $C_0 \notin B_\lambda$ but $C_0 \in T_\lambda$, then J is a Cantor set of simple closed curves;
- (3) If all C_0 lie in preimages of T_λ under F_λ^j for some $j > 0$, then J is an S-Curve and hence is homeomorphic to the Sierpiński Curve * . \square

* The definitions of S-curve and Sierpiński curve will be given in **Section 3.4**.

3.4 Singular Perturbations of Quadratic Family when $m = 2$

With a simple appearance, it is surprising that the dynamics of this map is the most complicated dynamics in the family $F_\lambda(z) = z^2 + \frac{\lambda}{z^2}$, in which $\lambda \in \mathbb{C}$. Firstly, let us summarize several important points for the dynamics of this map: (1)One and Only One Pole: $P_0 = 0$; (2)Four Prepoles: $P_p = (-\lambda)^{1/4}$ since $P_p^2 + \frac{\lambda}{P_p^2} = 0$; (3)Critical Points: $C_0 = \lambda^{1/4}$, the pole 0, and the super-attracting fixed point ∞ ; and the union of the orbits of these critical points is named as **critical orbit**.

Remark 20.

In [39] R.Devaney summarized the three main reasons that make $n = 2$ to be the most complicated case in the family $F_\lambda(z) = z^n + \frac{\lambda}{z^n}$: (1) There is always a McMullen domain (whose definition will be given later) around the origin in the parameter plane when $n > 2$, while such a structure does not exist when $n = 2$; (2) The McMullen domain is surrounded by infinitely many **Mandelpinski necklaces** (the disjoint simple closed curves surround the McMullen domain), while there is none of these structures around 0 in the parameter plane; (3) The Julia set for the map when $n = 2$ converges to a closed unit disk when λ approaches to the origin, while the Julia set for the map when $n > 2$ is always Cantor set of simple closed curves.

Remark 21.

The orbits of the four critical points degenerate to one after two iterations $F_\lambda^2(C_0) = C_0^2 + \frac{\lambda}{C_0^2}$, and all of them are on the circle of radius $|\lambda|^{1/4}$.

Before further discussion, we introduce several related concepts and theorems. First thing is the **S-curve**, which is defined as a plane locally connected one-dimensional continuum S such that the boundary of each complementary domain of S is a simple closed curve and any two of these complementary domain boundaries are disjoint [41]. The other object we need to introduce is **Sierpiński carpet fractal**, which is constructed as follows [42] [43]: (1) Start with a unit square in the plane and divide it into nine subsquares; (2)Remove the open middle square and leave the other eight closed squares; (3) For the eight closed squares obtained in the last step, repeat the previous two steps, which will leaves 64 smaller squares; (4) Repeat this process infinitely many times, then the Sierpiński Carpet Fractal is constructed. A **Sierpiński curve** is a planar set that is compact, connected, nowhere dense, locally connected, and any two complementary domains are bounded by mutually disjoint simple closed curves [44] (in other words, a Sierpiński Curve is a planar set that is homeomorphic to the Sierpiński carpet).

A Sierpiński curve possesses rich topology, and it is called as “universal” planar sets due to its strong topological property stated in the following theorem [41]:

Theorem 3.8. (Whyburn [41], 1958) *Any two S-Curves are homeomorphic, and every S-Curve is homeomorphic with the Sierpiński Curve.* □

The escape figure of the parameter plane of $F_\lambda(z) = z^2 + \frac{\lambda}{z^2}$ when $\lambda \in \mathbb{C}$ is shown in Fig.11-(2). The critical orbit for the parameter values in the coloured regions stays bounded, and the Julia set for the parameter values in these regions is connected. The white region represents the parameter values for which the critical orbit escapes to ∞ . and there are two different dynamics correspond to the parameters in the white regions: (1)The small region in the center of the parameter plane is called **McMullen domain**, the Julia set for the parameter values in this region is a Cantor set of simple closed curves; (2)For the parameters in other white regions, the Julia set is a Sierpiński Curve, and these regions are called **Sierpiński holes**. These definitions are the same for the more general family $F_\lambda : \mathbb{C} \rightarrow \mathbb{C}$, where $F_\lambda(z) = z^n + \frac{\lambda}{z^n}$, in which $\lambda \in \mathbb{C}$, which we will briefly discuss at the end of this section.

Theorem 3.9. * (R. Devaney [39], 2012) *For the family $F_\lambda(z) = z^2 + \frac{\lambda}{z^2}$, in which $\lambda \in \mathbb{C}$:*

- (1)If one and hence all $C_0 \in B_\lambda$, then J is a Cantor set;
- (2)If one and hence all $C_0 \notin B_\lambda$ but $C_0 \in T_\lambda$, then J is a Cantor set of simple closed curves;




Figure 11: (1)Upper Left: The Sierpiński Carpet Fractal; (2)Upper Middle: The Escape Figure of the Parameter Plane of $z^2 + \frac{\lambda}{z^2}$; (3)Upper Right: The Julia Set of $z^2 + \frac{0.0001}{z^2}$; (4)Lower Left: The Julia Set of $z^2 + \frac{0.1}{z^2}$; (5)Lower Middle: The Julia Set of $z^2 + \frac{-0.1}{z^2}$; (6)Lower Right: The Julia Set of $z^2 + \frac{-0.25}{z^2}$.

(3) If $C_0 \notin B_\lambda$ but $C_0 \in \bigcup_{i=1}^{\infty} F^{-i}(B_\lambda)$, then J is an S -Curve and hence is homeomorphic to the Sierpiński Curve. \square

Remark 22.

According to the theorem that any two S -Curves are homeomorphic, we know that for this family, any two Julia sets corresponding to an eventually escaping critical orbit are homeomorphic.

Now we review some results for a more general family $F_\lambda : \mathbb{C} \rightarrow \mathbb{C}$, where $F_\lambda(z) = z^n + \frac{\lambda}{z^n}$, in which $n \in \mathbb{N}$ and $n \geq 3$, $\lambda \in \mathbb{C}$. Similar to the case $n = 2$, for this function in the families when $n \geq 3$, there are $2n$ critical points $C_0 = \lambda^{1/2n}$ besides 0 and ∞ , and $2n$ prepoles given by $P_p = (-\lambda)^{1/2n}$. The critical points and prepoles are symmetrically arranged due to the following equality holds for any primitive $2n$ -th root ω of unity; i.e. $\omega^{2n} = 1$:

$$F_\lambda(\omega z) = \omega^n F_\lambda(z) = -F_\lambda(z).$$

According to this equality, we can show that $F_{\bar{\lambda}}(\bar{z}) = \overline{F_\lambda(z)}$, which implies that $J(F_\lambda)$ is homeomorphic to $J(F_{\bar{\lambda}})$. This allows us to simplify our discussion by restricting to the case where $Im(\lambda) \geq 0$.

However, the escape theorem for the cases $n \geq 3$, which is stated in the following theorem, is different from that of $n = 2$:

* More discussion about $F_\lambda(z) = z^2 + \frac{\lambda}{z^2}$, in which $\lambda \in \mathbb{R}$, is in **Section 3.5**.

Theorem 3.10. (R. Devaney [39], 2012) For the family $F_\lambda : \mathbb{C} \rightarrow \mathbb{C}$, where $F_\lambda(z) = z^n + \frac{\lambda}{z^n}$, in which $n \in \mathbb{N}$ and $n \geq 3$, $\lambda \in \mathbb{C}$:

- (1) If one and hence all $C_0 \in B_\lambda$, then J is a Cantor set;
- (2) If one and hence all $C_0 \notin B_\lambda$ but $C_0 \in T_\lambda$, then J is a Cantor set of simple closed curves;
- (3) If $C_0 \notin B_\lambda$ and $C_0 \notin T_\lambda$, then J is a connected set;
- (4) If $C_0 \notin B_\lambda$ and $C_0 \notin T_\lambda$, but $C_0 \in (\bigcup_{i=2}^{\infty} F^{-i}(B_\lambda)) \setminus T_\lambda$, then J is an S-Curve and hence is homeomorphic to the Sierpiński Curve. \square

In this theorem, we note that the third case does not appear in the theorem for $n = 2$ (actually not true for $n = 1$ either). Besides, there are some other differences between the dynamics of the cases when $n = 2$ and $n > 2$; two typical ones are (1) there exists a McMullen domain whenever $n > 2$; (2) the Julia set does not converge to the unit disk as λ approaches ∞ [34].

Remark 23.

Actually, this theorem is also true for a more general family $F_\lambda : \mathbb{C} \rightarrow \mathbb{C}$, where $F_\lambda(z) = z^n + \frac{\lambda}{z^d}$, in which $n, d \in \mathbb{N}$, $n, d \geq 2$ (but n, d are not both equal to 2), $\lambda \in \mathbb{C}$. See reference [39] for more theorems about these more general case.

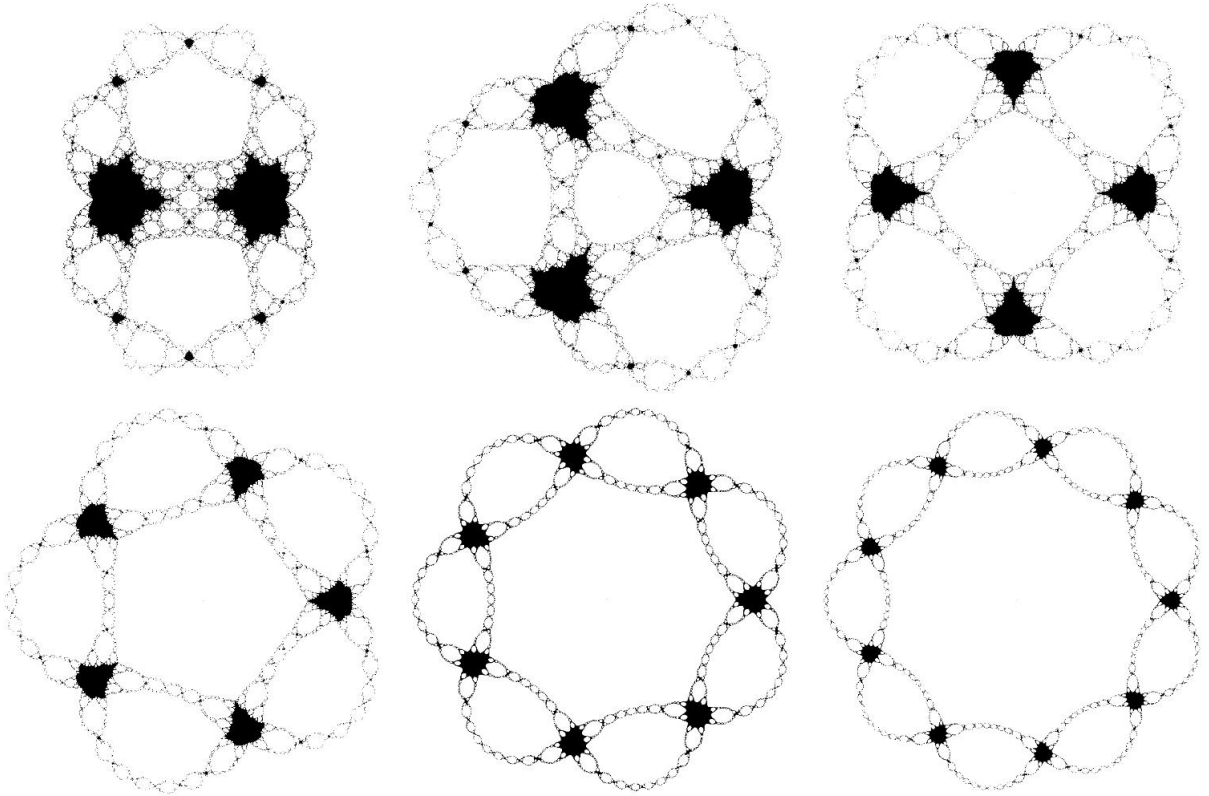


Figure 12: The Escape Figures of the Parameter Planes of Several Functions in the Family $F_\lambda(z) = z^n + \frac{\lambda}{z^n}$:
(1) Upper Left: $z^3 + \frac{\lambda}{z^3}$; (2) Upper Middle: $z^4 + \frac{\lambda}{z^4}$; (3) Upper Right: $z^5 + \frac{\lambda}{z^5}$; (4) Lower Left: $z^6 + \frac{\lambda}{z^6}$; (5) Lower Middle: $z^8 + \frac{\lambda}{z^8}$; (6) Lower Right: $z^{10} + \frac{\lambda}{z^{10}}$.

Now we consider an interesting result about the convergence of the Julia set $J(F_\lambda)$:

Theorem 3.11. Let $\epsilon > 0$ and let $B_\epsilon(z)$ denote a disk centred at z with radius ϵ . Then there exists $\gamma > 0$ such that, for any λ satisfying $0 < |\lambda| \leq \gamma$, $J(F_\lambda) \cap B_\epsilon(z) \neq \emptyset$ for all $z \in \mathbb{D}$, where \mathbb{D} is the unit disk. \square

Proof. Let us prove this theorem by contradiction. We assume for any given $\epsilon > 0$, there exist a sequence of parameters $\{\lambda_i\}_{i=0}^{\infty}$ which converges to 0, and a sequence $(z_i)_{i=0}^{\infty}$ in which $z_i \in \mathbb{D}$ for all $i \in \mathbb{N}$, such that $J(F_{\lambda_i}) \cap B_{\epsilon}(z_i) = \emptyset$ for all $i \in \mathbb{N}$. Since the unit disk \mathbb{D} is compact, then there exist a subsequence $(z_j)_{j=0}^{\infty}$ that converges to some point $p \in \mathbb{D}$. Then for each parameter in the corresponding subsequence, $J(F_{\lambda_j}) \cap B_{\epsilon}(p) = \emptyset$. Let \mathbb{G} denote a circle centred at 0 with radius p , then $\mathbb{G} \cap B_{\epsilon}(z_i) \neq \emptyset$, and denote the minor arc between their two intersection points as ζ and its length as ℓ . Now we choose k so that $2^k \ell > 2\pi$. Since the sequence $\lim_{j \rightarrow +\infty} \lambda_j = 0$, thus when z lies outside the circle outside the circle centred at the origin with radius $\frac{|p|}{2}$, we can choose a sufficiently large j such that $\left| F_{\lambda_j}^m(z) - z^{2^m} \right|$ is extremely small. Thus, the argument of the curve $F_c(\zeta)$ increases by 2π approximately, and therefore the curve $F_c^k(\zeta)$ wraps around the origin at least once. Hence this curve must meet the Cantor necklace in the dynamical plane. However, the Cantor necklaces are always located in a subset of the Julia set, which implies that the curve $F_c^k(\zeta)$ must intersect with the Julia set $J(F_{\lambda_j})$. Since the Julia set is backward invariant (that is, $F_{\lambda}^{-1}(J(F_{\lambda})) \subset J(F_{\lambda})$), then we know that $J(F_{\lambda_j}) \cap B_{\epsilon}(p) \neq \emptyset$, which is a contradiction, and therefore the theorem is now proved. \square

At the end of this section, we want to mention the dynamics when the nonholomorphic singular perturbation is introduced in the case of $m = 2$; i.e. $G_{\beta} : \mathbb{C} \rightarrow \mathbb{C}$, where $G_{\beta}(z) = z^2 + \frac{\beta}{\bar{z}^2}$. Similar to the case under holomorphic singular perturbation, this family is the most complicated one in nonholomorphic singular perturbation as well. Both this family and a more general form (the radial symmetry case), $G_{\beta,m}(z) = z^m + \frac{\beta}{\bar{z}^m}$, had been well studied by B. Peckham and B. Bozyk [47].

3.5 Singular Perturbations of Quadratic Family when $m \geq 3$ and $m \in \mathbb{N}$

Similar to the previous cases, the family when $m \geq 3$ have $(2 + m)$ -fold symmetry, and let $\omega = \sin\left(\frac{2\pi}{2+m}\right) + i\cos\left(\frac{2\pi}{2+m}\right)$ be the $(2 + m)$ -th root of the unity, the following equality holds:

$$F_{\lambda,m}(\omega z) = \omega^2 F_{\lambda,m}(z).$$

Furthermore, one can easily show that the saddle-node bifurcation value λ for any $m \in \mathbb{N}$ (including the cases $m = 1, 2$) takes the following form:

$$\lambda_0 = \frac{(1+m)^{1+m}}{(2+m)^{2+m}}.$$

Meanwhile, the first derivative (for any $m \in \mathbb{N}$), the first derivative is

$$F'_{\lambda,m}(z) = 2z - (m\lambda)z^{-(m+1)} = (2+m)z - \frac{m}{z}F_{\lambda,m}(z).$$

from which one can derive that the critical points are $z_c = \left(\frac{m\lambda}{2}\right)^{1/(m+2)}$. Therefore, when z is a fixed point, it should satisfy

$$F'_{\lambda,m}(z) = (2+m)z - m.$$

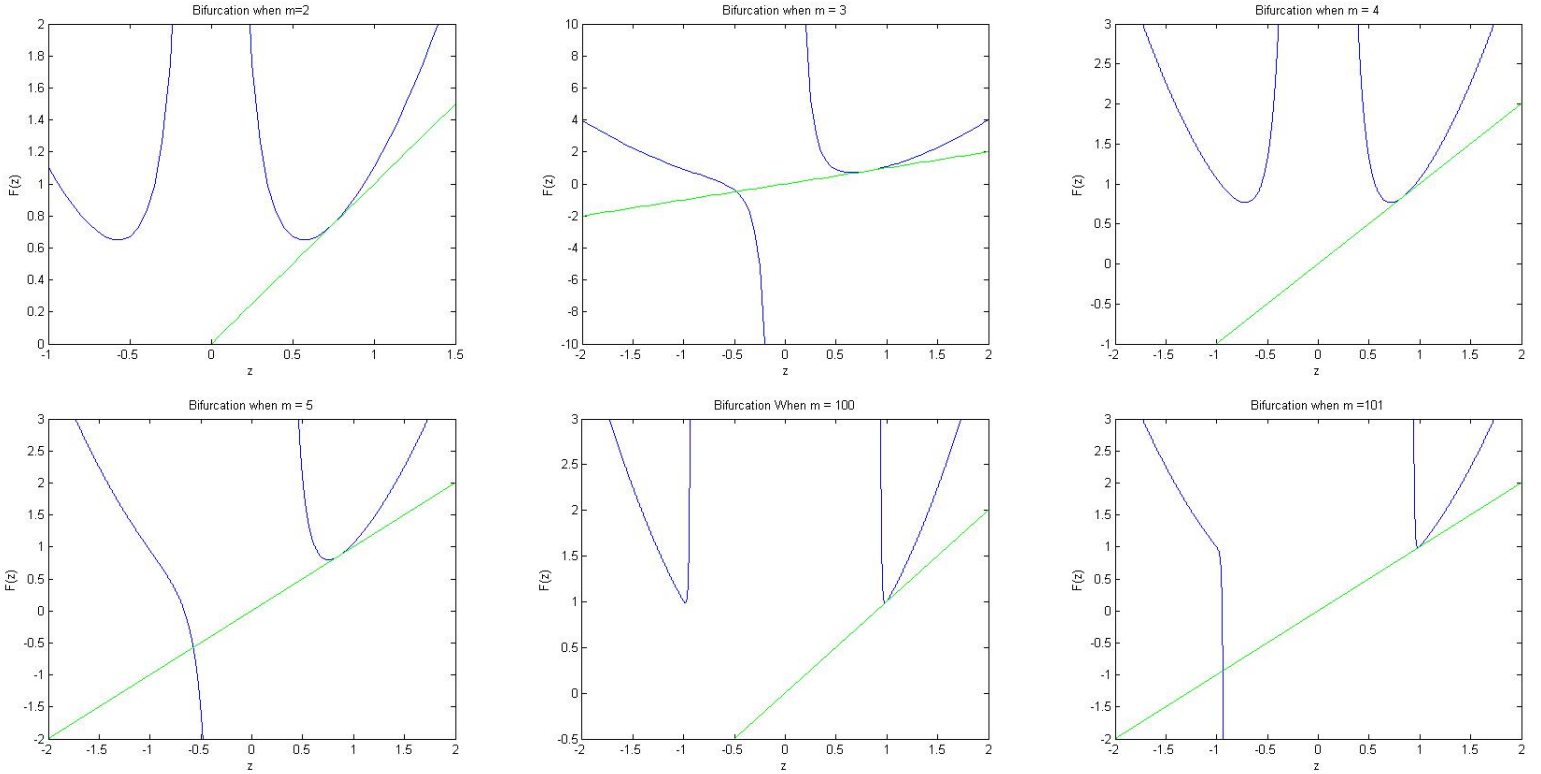


Figure 13: The Saddle-Node Bifurcations of $F_\lambda : \mathbb{C} \rightarrow \mathbb{C}$, where $F_{\lambda,m}(z) = z^2 + \frac{\lambda}{z^m}$, in which $\lambda \in \mathbb{R}$ when $m = 2, 3, 4, 5, 100, 101$.

We start our discussion with a relatively simple case when $\lambda \in \mathbb{R}$ and $\lambda \geq 0$. Let us denote the saddle node in this case as λ_0 . According to Sturm's Theorem, one can show that there are at most two non-negative real fixed points, let us denote them as z_1 and z_2 , where $z_1 < z_2$. Then it can be readily

shown that, for $\lambda \in (0, \lambda_0)$, $|F'_{\lambda,m}(z_1)| \leq 1$ (that is, z_1 is an attracting point) if and only if $m = 1$. In the following parts, we will discuss the cases when $m \geq 3$, and the corresponding figures are shown in Fig.13.

In the previous section, we referred that the dynamics when $m = 2$ on complex plane is the most complicated case. This is still true when reduced to the real line \mathbb{R} . Thus, in the following we start with the simpler case $m \geq 3$ and still restrict our discussion into $\lambda \in [0, \lambda_0]$, then consider the dynamics when $m = 2$ later.

Let us firstly consider its dynamics when λ is close to the two boundary points 0 and λ_0 when $m = 3$. Firstly, we denote the positive preimage of z_2 as s (that is, $F_{\lambda,m}(s) = s^2 + \frac{\lambda}{s^m} = z_2$). When $\lambda \in [0, \lambda_c]$ is close to 0, we have $z_2 < 1$ for $\lambda > 0$, and then $s^2 + \frac{\lambda}{s^m} < 1$, which implies that $\frac{\lambda}{s^m} < 1$ and therefore $s^m < \lambda$. Meanwhile, since

$$F_{\lambda}(z_c) = \lambda^{2/(2+m)} \left(\left(\frac{m^2}{4} \right)^{1/(2+m)} + \left(\frac{2^m}{m^m} \right)^{1/(2+m)} \right),$$

and $2/(2+m) > 1/m$ (which holds for all $m \geq 3$), then $F_{\lambda,m}(z_c)$ (which is order $\lambda^{2/(2+m)}$) is less than s (which is at least order $\lambda^{1/m}$) when for λ approaches to 0. Since $F_{\lambda,m}(z_c)$ decreases in the interval $(0, z_c]$, then we can conclude that when λ is close to 0, the following equality holds:

$$F_{\lambda,m}^2(z_c) > F_{\lambda,m}(s) = z_2.$$

On the other hand, when $\lambda \in [0, \lambda_c]$ is close to λ_0 , $z_c < z_1$ and $F'_{\lambda}(z_c) > 0$ for all $z \in [z_c, z_1]$. Then one can readily show that $z_c < F_{\lambda,m}(z_c) < F_{\lambda,m}^2(z_c) < z_1 < z_2$, which means that $F_{\lambda,m}^2(z_c) < z_2$ when λ is close to λ_0 . Based on the above discussion, since $F_{\lambda,m}^2(z_c) > z_2$ when λ is close to 0 while $F_{\lambda,m}^2(z_c) < z_2$ when λ is close to λ_0 , then by the Intermediate Value Theorem, there exists a $\lambda_{iv} \in [0, \lambda_0]$ such that $F_{\lambda_{iv},m}(z_c) = z_2$. Then, by a theorem proved in [46] (see the following remark), we can conclude that a period-doubling bifurcation occurs on \mathbb{R}^+ when λ decreases from λ_0 to 0.

Remark 24. *This theorem claims: if there is a parameter value λ such that $F_{\lambda}^2(z_c)$ equals the repelling fixed point, then a period doubling bifurcation will occur. See [46] for proof.*

Finally let us consider the most complicated case when $m = 2$, in which the critical points are $z_c = \lambda^{1/4}$, where $\lambda \in \mathbb{R}$ and saddle node bifurcation occurs when $\lambda_0 = 27/256$. Then the value of z_c after k -th iterations is

$$F_{\lambda,m}^k(z_c) = (z_c^2 + \frac{\lambda}{z_c^2})^k = (2\lambda^{1/2})^k.$$

Since $F_{\lambda,m}^k(z_c)$ monotonically decreases when k increases, the maximum value on the orbit of the critical point is $F_{\lambda,m}^k(z_1) = 2\lambda^{1/2}$. Therefore, when $m = 2$, the critical orbit never escapes the interval $[s, z_2]$. And similar to the cases when $m \geq 3$, there is a period doubling bifurcation appears on when \mathbb{R} when λ decreases from λ_0 to 0.

At the end of this section, we summarize the three ceases discussed above and conclude the following theorem:

Theorem 3.12. *There exist at most two non-negative fixed points z_1 and z_2 ($z_1 < z_2$) for the family*

$F_{\lambda} : \mathbb{C} \rightarrow \mathbb{C}$, where $F_{\lambda,m}(z) = z^2 + \frac{\lambda}{z^m}$, in which $\lambda \in \mathbb{R}$, $m \in \mathbb{N}$, and

- (1) For all $\lambda \in (0, \lambda_0)$, z_1 is attracting if and only if $m = 1$;*
- (2) When $m = 2$, the orbit of the critical point z_c never escapes the interval $[s, z_2]$, and a period doubling bifurcation occurs on \mathbb{R}^+ when λ decreases from λ_0 to 0;*
- (3) When $m \geq 3$, for sufficient small λ , the orbit of the critical point z_c will escapes the interval $[s, z_2]$, and a period doubling bifurcation occurs on \mathbb{R}^+ when λ decreases from λ_0 to 0. \square*

3.6 Simple Comparison of Holomorphic and Nonholomorphic Singular Perturbations

Before ending this section, we want to show the escape figures of parameter planes (Fig.14) and some escape figures of dynamical planes (Fig.15) of $F_\lambda(z) = z^2 + \frac{\lambda}{z}$ and $G_\beta(z) = z^2 + \frac{\beta}{\bar{z}}$, where $\lambda, \beta \in \mathbb{C}$. One should note that F_λ is a map from \mathbb{C} to \mathbb{C} while G_β is a map from \mathbb{R}^2 to \mathbb{R}^2 , in which the former is a very special case of the latter [47]. And it is worth to mention that the real case we discussed at the beginning of **section 3**, i.e. $F_c : \mathbb{R} \rightarrow \mathbb{R}$, where $F_c(x) = x^2 + \frac{c}{x}$, in which $c \in \mathbb{R}$, is along the spine (real line) of the escape figures of dynamic planes; for parameter planes, however, its dynamics indeed matches the whole spine in the holomorphic case, but only matches the positive parts of the spine in the nonholomorphic case.

In Fig.14 we see that the parameter planes of these two families are entirely different. The left graph in Fig.14 is a **Pseudo-Mandelbrot set**, in which there exist infinitely many parts that the Mandelbrot set is topologically equivalent to. See [38] for more detailed discussion about this dynamical plane. The right graph in Fig.14, however, is far away from being well understood.

Remark 25. *A Pseudo-Mandelbrot set for the map $F_\lambda(z) = z^2 + \frac{\lambda}{z}$ is a collection of λ -values for which the critical orbits under function $F_\lambda(z)$ stay bounded.*

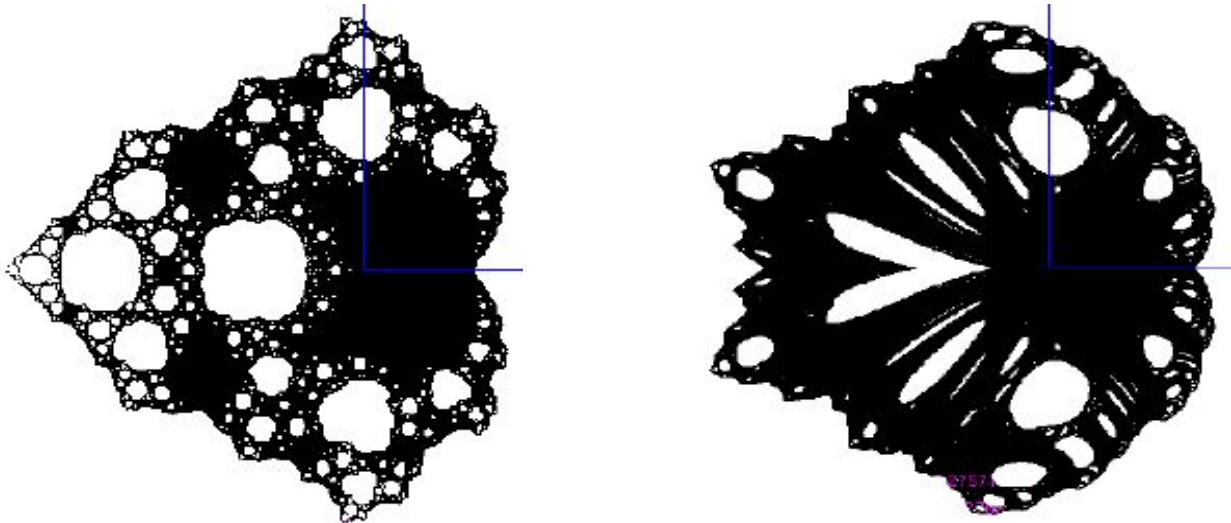
For each λ in the holomorphic singular perturbation, there exist three critical points, which are the roots of equation $F'_\lambda(z) = 0$. As we proved in **section 3.3**, these three critical points possess the same dynamics (either stay bounded or go off to infinity), therefore anyone of these critical points will produce the same escape figure. Therefore, the left graph in Fig.14 is called “the” parameter plane.

In the case of nonholomorphic singular perturbation (G_β), however, the set of critical points is a circle of radius $(|\beta|/2)^{1/3}$ [47]. On the other hand, the roots of $F'_\lambda(z) = 0$ are the three values of $(\lambda/2)^{1/3}$ (when $\lambda \in \mathbb{C}$), and all of these three critical points have the same magnitude $(|\lambda|/2)^{1/3}$. These imply that the three roots of $F'_\lambda(z) = 0$ in holomorphic case lie on the critical circle in the nonholomorphic case (except for $\lambda = \beta = 0$). There is no surprise that we obtain such a result, because as we pointed out above that the complex plane is a subset of the two-dimensional real plane. Since the critical points on the critical circle do not necessarily all possess the same dynamics, the escape figures of dynamical planes are not unique and definitive. This is the reason why the right graph in Fig.14 is called “a” parameter plane escape figure in the nonholomorphic case. It is also necessary to point out that the right graph in Fig.14 was plotted by using the positive real point on the critical circle, which is also a critical point for F_λ when λ is a positive real number. This explains why the points on the positive horizontal (real) axes in the two escape figures in Fig.14 share the same dynamics. However, this point is not a critical point for F_λ when λ is a negative real number, so these two escape figures do not necessarily agree on the negative real axes.

So far, we explained some differences in the escape figures of parameter planes under holomorphic and nonholomorphic singular perturbations. However, understanding more details about their dynamics, such as how parameter planes in the nonholomorphic case depend on which critical point is selected, and whether some of the points on the critical circle share the same escape property as the three critical points in the holomorphic case, requires more studies.

Fig.15 shows the escape figures of dynamic planes under three typical values λ (or β): 4/27, -0.327, and -0.507. Since the real axis is invariant under F_λ when $\lambda \in \mathbb{R}$ and G_β when $\beta \in \mathbb{R}$, and $F_\lambda = G_\beta$ when restricted to the x -axis, the graphs in the left column and the graphs in the right column should each agree along the x -axis. This is reasonably clear when the parameters are 4/27 and -0.507, but not for the nonholomorphic case when the parameter equals -0.327. In the next parts, we are trying to quantitatively interpret the difference in the escape figures under holomorphic versus nonholomorphic singular perturbations when $\lambda = \beta = -0.327$.

In the period-three case, the corresponding λ (and β)-value and critical point z_0 are approximately -0.327 and -0.549241, respectively; and therefore $z_1 = G_\beta(z_0) \approx 0.897033$ and $z_2 = G_\beta(z_1) \approx 0.440311$. These three points, z_0 , z_1 , and z_2 , which form a period-three cycle, respectively lie in the three black blobs along the spine (the middle-left graph in Fig.15). However, in the middle-right graph in Fig.15



$$F_\lambda(z) = z^2 + \frac{\lambda}{z} \text{ (Holomorphic Singular Perturbation)} \quad G_\beta(z) = z^2 + \frac{\beta}{\bar{z}} \text{ (Nonholomorphic Singular Perturbation)}$$

Figure 14: Escape Figures of the Parameter Planes of $F_\lambda(z) = z^2 + \frac{\lambda}{z}$ and a Parameter Plane of $G_\beta(z) = z^2 + \frac{\beta}{\bar{z}}$, where $\lambda, \beta \in \mathbb{C}$. (Note the difference between "the" and "a" in this caption.)

(the case of nonholomorphic singular perturbations), no black blobs appears along the spine, although the three periodic points indeed exists (i.e. at least three black dots should appear).

Now we write G_β in $x - y$ coordinates

$$G_\beta(x, y) = \left(x^2 - y^2 + \frac{\beta x}{x^2 + y^2}\right) + \left(2xy + \frac{\beta y}{x^2 + y^2}\right)i,$$

in which we denote the real part as $G_{\beta R} = \text{Re}\{G_\beta(x, y)\} = x^2 - y^2 + \frac{\beta x}{x^2 + y^2}$ and the imaginary part as $G_{\beta I} = \text{Im}\{G_\beta(x, y)\} = 2xy + \frac{\beta y}{x^2 + y^2}$. Then, one can show that the corresponding Jacobian matrix in $z - \bar{z}$ coordinates is

$$\frac{\partial(G_{\beta R}, G_{\beta I})}{\partial x \partial y} = \begin{pmatrix} 2x - \frac{\beta(x^2 - y^2)}{(x^2 + y^2)^2} & -2y - \frac{2\beta xy}{(x^2 + y^2)^2} \\ 2y - \frac{2\beta xy}{(x^2 + y^2)^2} & 2x + \frac{\beta(x^2 - y^2)}{(x^2 + y^2)^2} \end{pmatrix}.$$

On the x -axis, $y = 0$ and this Jacobian matrix can be rewritten as

$$\frac{\partial(G_{\beta R}, G_{\beta I})}{\partial x \partial y} \Big|_{y=0} = \begin{pmatrix} 2x - \frac{\beta}{x^2} & 0 \\ 0 & 2x + \frac{\beta}{x^2} \end{pmatrix}.$$

Then, by the chain rule, we can determine the Jacobian matrix of $(G_{\beta R}^3, G_{\beta I}^3)$ at the critical period-three point:

$$\frac{\partial(G_{\beta R}^3, G_{\beta I}^3)}{\partial x \partial y} = \frac{\partial(G_{\beta R}, G_{\beta I})}{\partial x \partial y} \Big|_{z=z_2} \cdot \frac{\partial(G_{\beta R}, G_{\beta I})}{\partial x \partial y} \Big|_{z=z_1} \cdot \frac{\partial(G_{\beta R}, G_{\beta I})}{\partial x \partial y} \Big|_{z=z_0} \approx \begin{pmatrix} -0.081916 & 0 \\ 0 & 2.44116 \end{pmatrix},$$

the eigenvalues of which are approximately 0 and 2.4.

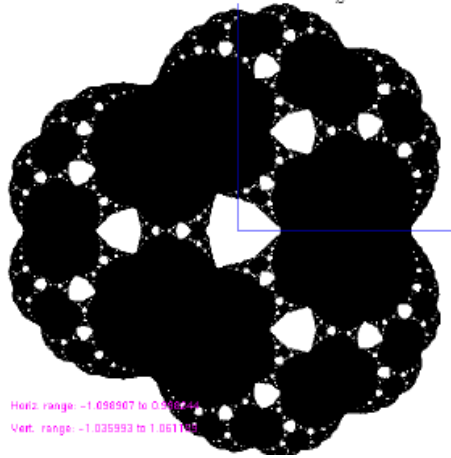
In the $x - y$ coordinates (the coordinates we used in Fig.15, the eigenvalues of the Jacobian matrix can roughly explain the dynamics near the period-three orbit. It is obvious that in period-three case the eigenvector corresponding to the eigenvalue 0 is parallel to the x -axis, which indicates the appearance of the critical point. The other eigenvalue, 2.4 ($|2.4| > 1$), with the eigenvector parallel to the y -axis, tells us that the dynamics along this direction is repelling. Therefore, although the period-three cycle

is attracting when restricted to the x -axis, it becomes a saddle point in the $x - y$ plane. And all points (including those lying in the neighborhood of three periodic points) with a nonzero imaginary part will initially head away from the x -axis after iteration. This partially explains why there is no black blobs appear along the spine in the middle-right graph in Fig.15.

Remark 26. *Actually, if we extend G_β to $(G_\beta, \overline{G_\beta})$, where $\overline{G_\beta} = \bar{z}^2 + \frac{\bar{\beta}}{z}$, then we can compute the Jacobian matrix in $z - \bar{z}$ coordinate more easily [47]. The Jacobian matrix of $G_\beta, \overline{G_\beta}$ is definitely different from the Jacobian matrix of $(F_\lambda, \overline{F_\lambda})$, which is obtained by extending F_λ . However, one eigenvalue of zero corresponding to the eigenvector along the x -axis must be obtained in both of these two Jacobian matrices, because these two extensions both include the points along the x -axis. However, what will happen on the eigenvalues in other directions that are transverse to the x -axis depends on the way we extend the map.*


It worth to mention that one can show that the period-four cycle (when $\lambda = \beta = -0.507$) consists of four points: -0.632282 (critical point), 1.201797, 1.022799, and 0.550833; and they respectively lie in the four black blobs along the spine (the lower-left graph in Fig.15). Then, following the same approach, one can readily show that the eigenvalues of the Jacobian matrix for the period-four case (when $\beta = -0.507$) are approximately 4.60841 and 0. Although the eigenvalue corresponding to the eigenvector that is parallel to the y -axis is 0, some black blobs that contain these points on the critic orbit still appear in the lower-right graph in Fig.15. This indicates that we still do not completely understand the dynamics in the neighborhoods of the points on the period-four cycle.

Finally, it is necessary to point out we only explored some simple phenomena appear in the escape figures under nonholomorphic singular perturbations, even for the period-three and -four cases; more deeper studies are required for a better understanding at these escape figures.



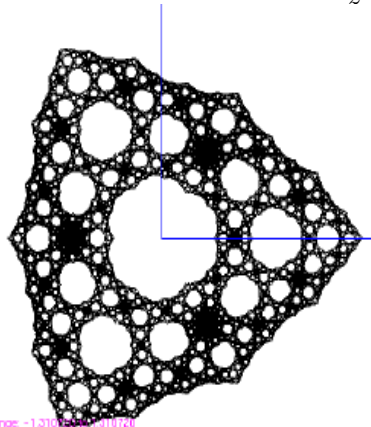
Horiz. range: -1.698967 to 0.938443
Vert. range: -1.035993 to 1.061149

Dynamic Plane of $F_\lambda(z) = z^2 + \frac{4}{27}$ (Saddle Node)




Horiz. range: -1.479572 to 1.949192
Vert. range: -1.046578 to 1.049828

Dynamic Plane of $G_\beta(z) = z^2 + \frac{4}{\bar{z}}$ (Saddle Node)



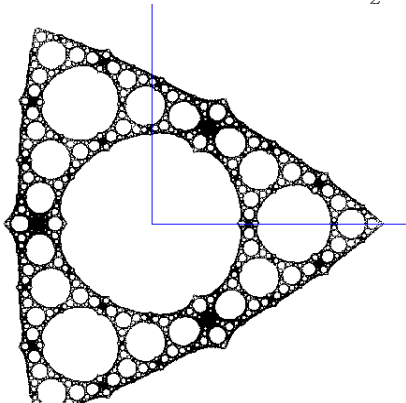
Horiz. range: -1.310254 to 1.417231
Vert. range: -1.310720 to 1.310720

Dynamic Plane of $F_\lambda(z) = z^2 + \frac{-0.327}{z}$ (Period Three)



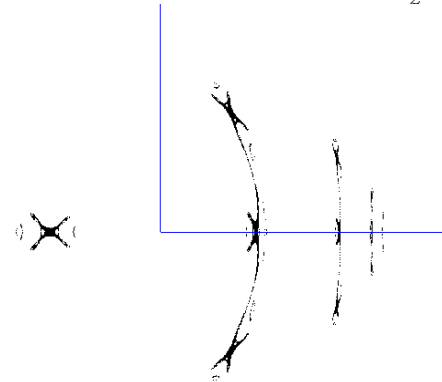
Horiz. range: 1.109477 to 1.417675
Vert. range: -1.044382 to 1.052770

Dynamic Plane of $G_\beta(z) = z^2 + \frac{-0.327}{\bar{z}}$ (Period Three)



Horiz. range: 1.109476 to 1.483464
Vert. range: -1.347420 to 1.274020

Dynamic Plane of $F_\lambda(z) = z^2 + \frac{-0.507}{z}$ (Period Four)



Horiz. range: -0.980418 to 1.641021
Vert. range: -1.305477 to 1.315963

Dynamic Plane of $G_\beta(z) = z^2 + \frac{-0.507}{\bar{z}}$ (Period Four)

Figure 15: The Escape Figures of Several Typical Dynamic Planes of $F_\lambda(z) = z^2 + \frac{\lambda}{z}$ and $G_\beta(z) = z^2 + \frac{\beta}{\bar{z}}$, where $\lambda, \beta \in \mathbb{C}$

4 Summary

In this paper, we summarized some older and some more recent studies on both real and complex quadratic families, and researched some details of the quadratic family under nonholomorphic singular perturbation with the form of $G_\beta : \mathbb{R}^2 \rightarrow \mathbb{R}^2$, where $G_\beta(z) = z^2 + \frac{\beta}{\bar{z}}$, in which $\beta \in \mathbb{C}$ (especially its dynamics along the real line). As we mentioned before, the complex families we discussed in this paper are the simplified cases of two more general families: $F_{\lambda,c,n,m} : \mathbb{C} \rightarrow \mathbb{C}$, where $F_{\lambda,c,n,m}(z) = z^n + c + \frac{\lambda}{z^m}$, and $G_{\beta,c,n,m} : \mathbb{R}^2 \rightarrow \mathbb{R}^2$, where $G_{\beta,c,n,m}(z) = z^n + c + \frac{\beta}{\bar{z}^m}$, in both of which $n, m \in \mathbb{N}$ and $\lambda, \beta, c \in \mathbb{C}$. However, there exists a much more general family: $Y_{\lambda,\beta,\alpha,c,n,m_1,m_2,d} : \mathbb{R}^2 \rightarrow \mathbb{R}^2$, where $Y_{\lambda,\beta,\alpha,c,n,m_1,m_2,d}(z) = z^n + c + \frac{\lambda}{z^{m_1}} + \frac{\beta}{\bar{z}^{m_2}} + \alpha \bar{z}^d$, in which $n, m_1, m_2, d \in \mathbb{N}$ and $\lambda, \beta, \alpha, c \in \mathbb{C}$ [47], from which we took the families mentioned above. In this paper, readers probably have felt both the complication and elegance of the dynamics of these simplified cases, and could imagine the difficulties we will probably encounter in the future research on these seemingly simple maps. More studies are definitely required for both better understanding the families we have referred in this paper and interpreting those more complicated and general families.

Acknowledgement

First and foremost, the author is grateful to his advisor, Dr. Bruce Peckham (University of Minnesota), without whose guidance, discussion and encouragement the completion of this work would never be possible. The author was introduced into this fascinating field by Dr. Peckham in his graduate mathematics course, Dynamical Systems, in fall 2013. From spring 2014 to spring 2015, under Dr. Peckham's guidance, the author studied several advanced topics in Dynamical Systems and the dynamics of several different types of complex quadratic family under singular perturbations. Meanwhile, the author did a mathematics research project under Dr. Peckham's supervision since fall 2015, in which the author studied some details of the dynamics of a quadratic family, $G_\beta : \mathbb{R}^2 \rightarrow \mathbb{R}^2$, where $G_\beta(z) = z^2 + \frac{\beta}{\bar{z}}$, in which $\beta \in \mathbb{C}$, with an emphasis on the real line. Some figures appear in this paper were plotted with a software [48] developed by Dr. Peckham, and the two graphs in Fig.14 were provided by Dr. Peckham.

Moreover, the author appreciates Dr. Guihua Fei (University of Minnesota) for his excellent guidance in the author's Topology independent study (spring 2014) and the long-term discussion on mathematics, which enabled the author to readily understand the basic topological properties appear in dynamical systems.

Besides, the author wants to thank Dr. Vaughn Climenhaga (University of Houston) and Dr. Renato Feres (Washington University St. Louis) for their helpful discussions in 2014 Houston Summer School on Dynamical Systems held at University of Houston.

Finally, it is also a pleasure to thank the online experimental resources [49] [50] provided by the Dynamical Systems Group at Boston University, especially Dr. Robert Devaney (Boston University). These wonderful resources provide the author countless opportunities to study and research complex dynamical systems.

References

- [1] M. Lyubich. *The Quadratic Family as a Qualitatively Solvable Model of Chaos*. 2000: Notices of the AMS. Vol.47: 1042-1052.
- [2] S. Strogatz. *Nonlinear Dynamics and Chaos: with Applications to Physics, Biology, Chemistry, and Engineering*. 2001: Westview Press.
- [3] D. Alexander and R. Devaney. *A Century of Complex Dynamics*. 2014: [http : //math.bu.edu/people/bob/papers/cent.pdf](http://math.bu.edu/people/bob/papers/cent.pdf).
- [4] B. Hao. *Starting with a Parabola: An Introduction to Chaotic Dynamics*. 1993: Shanghai Science and Technology Education Press.
- [5] E. Lorenz. *Deterministic Nonperiodic Flow*. 1963: Journal of Atmospheric Science. Vol.20: 130-141.
- [6] D. Ruelle, and F. Takens. *On the Nature of Turbulence*. 1971: Communication in Mathematical Physics. Vol.20: 167-192.
- [7] T.Li, and J.Yorke. *Period Three Implies Chaos*. The American Mathematical Monthly. Vol.82: 985-992.
- [8] R. Devaney. *A First Course In Chaotic Dynamical Systems: Theory and Experiment*. 1992: Westview Press.
- [9] R. May. *Simple Mathematical Models with Very Complicated Dynamics*. 1976: Nature. Vol.261: 459-467.
- [10] A. Winfree. *Spiral Wave of Chemical Activity*. 1972: Science. Vol.175: 634-636.
- [11] M. Feigenbaum. *Quantitative Universality for a Class of Nonlinear Transformations* 1978: Journal of Statistical Physics. Vol.19: 25-52.
- [12] M. Feigenbaum. *The Universal Metric Properties of Nonlinear Transformations* 1979: Journal of Statistical Physics. Vol.21: 669-706.
- [13] B. Mandelbrot. *The Fractal Geometry of Nature*. 1982: W.H.Freeman and Company.
- [14] C. Robinson. *Dynamical Systems: Stability, Symbolic Dynamics, and Chaos*. 1999: CRC Press.
- [15] J. Banks, J. Brooks, G. Cairns, G. Davis, and P. Stacey. *On Devaney's Definition of Chaos*. The American Mathematical Monthly. Vol.99, No.4: 332-334.
- [16] P. Walters. *An Introduction to Ergodic Theory*. 2000: Springer-Verlag Print.
- [17] O. Nielsen. *An Introduction to Integration and Measure theory*. 1997: Wiley-Interscience Press.
- [18] P. Collet, and J. Eckmann. *Concepts and Results in Chaotic Dynamics: A Short Course*. 2006: Springer Press.
- [19] L. Young. *What are SRB Measures, and which Dynamical Systems Have Them?* 2002: Journal of Statistical Physics. Vol.108: 733-754.
- [20] M. Lyubich. *Regular and Stochastic Dynamics in the Real Quadratic Family*. 1998: Proceedings of the National Academy of Sciences of the United States of America. Vol.95: 14025-14027.
- [21] R. Devaney. *An Introduction to Chaotic Dynamical Systems*. 2003: Westview Press.
- [22] M. Jakobson. *Absolutely Continuous Invariant Measures for One-Parameter Families of One-Dimensional Maps*. 1981: Communications in Mathematical Physics. Vol.81: 39-88.
- [23] J. Graczyk and G. Swiatek. *Generic Hyperbolicity in the Logistic Family*. 1997: Annals of Math. Vol.146: 1-52.
- [24] M. Lyubich. *Almost Every Real Quadratic Map is Either Regular or Stochastic*. 2002: Annals of Mathematics. Vol.156: 1-78.
- [25] T. Nowicki. *A Positive Liapunov Exponent for the Critical Value of an S-Unimodal Mapping Implies Uniform-Hyperbolicity*. 1988: Ergodic Theory and Dynamical Systems. Vol.8: 425-435.
- [26] T. Nowicki, and S. Strien. *Invariant Measures Exist Under a Summability Condition for Unimodal Maps*. 1991: Inventiones Mathematicae. Vol.105: 123-136.

- [27] M. Hénon. *A Two-dimensional Mapping with a Strange Attractor*. 1976: Communication in Mathematical Physics. Vol.50: 69-77.
- [28] M. Benedicks, and L. Carleson. *The Dynamics of the Hénon Map*. 1991: Annals of Mathematics. Vol.133: 73-169.
- [29] M. Benedicks, and L. Young. *SRB-Measures for Certain Hénon Maps*. 1993: Inventiones Mathematicae. Vol.112: 541-576.
- [30] G. D'Alessandro, P. Grassberger, S. Isola, and A. Politi. *On the Topology of the Hénon Map*. 1990: Journal of Physics A: Mathematical and General. Vol.23: 5285-5294.
- [31] R. Roeder. *Around the Boundary of Complex Dynamics (Preliminary Version)*. 2015: Lecture Notes in 2015 Thematic Program on Boundaries and Dynamics at University of Notre Dame. http://www.math.iupui.edu/~rroeder/complex_dynamics.pdf
- [32] R. Devaney and R. Moreno. *The Fractal Geometry of the Mandelbrot Set: I. Periods of the Bulbs*. 2002: Fractals, Graphics, and Mathematics Education MAA Notes. Vol.58: 6168.
- [33] R. Devaney and R. Moreno. *The Fractal Geometry of the Mandelbrot Set: II. How to Add and how to Count*. 1995: Fractals. Vol.3: 629-640.
- [34] R. Devaney, and M. Morabito. *Limiting Behavior of Julia Sets for Singularly Perturbed Rational Maps*. 2008: International Journal of Bifurcation and Chaos. Vol.18: 3175-3181.
- [35] B. Peckham. *Real Perturbation of Complex Analytic Families: Points to Regions*. 1998: International Journal of Bifurcation and Chaos. Vol.8: 95-105.
- [36] R. Devaney *A Myriad of Sierpinski Curve Julia Sets*. Difference Equations, Special Functions, and Orthogonal Polynomials (Proceedings of the International Conference 2005). World Scientific: 131-148.
- [37] D. Sullivan. *Quasiconformal Homeomorphisms and Dynamics. I. Solution of the Fatou-Julia Problem on Wandering Domains*. 1985: Annals of Mathematics. Vol.122: 401-418.
- [38] R. Devaney, M. Holzer, D. Look, M. Rocha, and D. Uminsky. *Singular Perturbations of z^n* . 2008: In Transcendental Dynamics and Complex Analysis, eds. P. Rippon and G. Stallard, Cambridge University Press Lecture Notes 348: 111-137.
- [39] R. Devaney. *Dynamics of $z^n + C/z^n$: Why the Case $n = 2$ is Crazy*. 2012: Contemporary Math AMS. Vol.573: 49-65.
- [40] R. Devaney. *Singular Perturbations of Complex Polynomials*. 2013: Bulletin of the American Math Society. Vol.50: 391-429.
- [41] G. Whyburn. *Topological Characterization of the Sierpiński Curve*. 1958: Fundamenta Mathematicae. Vol.45: 320-324.
- [42] R. Devaney. *Cantor and Sierpiński, Julia and Fatou: Complex Topology Meets Complex Dynamics*. 2004: Notices of the American Mathematical Society. Vol.51: 9-15.
- [43] R. Devaney. *Chaos Rules!* 2004: Mathematics Horizons. Vol.11: 11-14.
- [44] R. Devaney., and D. Look. *Symbolic Dynamics for a Sierpiński Curve Julia Set*. 2005: Journal of Difference Equations and Applications. Vol.11: 581-596.
- [45] P. Blanchard, R. Devaney, D. Look, M. Rocha, S. Siegmund, P. Seal, and D. Uminsky. *Sierpiński Carpets and Gaskets As Julia Sets of Rational Maps*. 2006: Dynamics on the Riemann Sphere (European Mathematics Society): 97-119.
- [46] A. Douady., and J Hubbard. *On the Dynamics of Polynomial-Like Maps*. 1985: Annales scientifiques de l'École Normale Supérieure, Vol.18: 287-343.
- [47] B. Peckham and Brett Bozyk. *Nonholomorphic Singular Continuation: A Case With Radial Symmetry*. 2013: International Journal of Bifurcation and Chaos, Vol.23: 1-22.
- [48] B. Peckham. *To Be Continued ... (a continuation software package for discrete dynamical systems)*. 1988-2015 (continually under development).
- [49] *Lycophron: Topology of the Dynamical \mathcal{E} Parameter Planes*. Online Experiment Resource. <http://lycophron.com/Math/Devaney.html>
- [50] The Group of Dynamical Systems at Boston University. *Dynamical Systems and Technology Project at Boston University*. Online Experiment Resource. <http://math.bu.edu/DYSYS/>