

Anisotropic longitudinal optical conductivities of tilted Dirac bands in 1T'-MoS₂

Chao-Yang Tan,^{1,*} Chang-Xu Yan,^{1,*} Yong-Hong Zhao,¹ Hong Guo,^{1,2} and Hao-Ran Chang^{1,2,†}

¹*Department of Physics, Institute of Solid State Physics and Center for Computational Sciences, Sichuan Normal University, Chengdu, Sichuan 610066, China*

²*Department of Physics, McGill University, Montreal, Quebec H3A 2T8, Canada*

(Dated: September 7, 2022)

1T'-MoS₂ exhibits valley-spin-polarized tilted Dirac bands in the presence of external vertical electric field and undergoes a topological phase transition between topological insulator and band insulator around the critical value of electric field. Within the linear response theory, we theoretically investigate the anisotropic longitudinal optical conductivities of tilted Dirac bands in both undoped and doped 1T'-MoS₂, including effects of vertical electric field. The influence of spin-orbit coupling gap, band tilting, and vertical electric field on the optical conductivities of tilted Dirac bands is revealed. A theoretical scheme for probing the topological phase transition in 1T'-MoS₂ via exotic behaviors of longitudinal optical conductivities is proposed. The results for 1T'-MoS₂ are expected to be qualitatively valid for other monolayer tilted gapped Dirac materials, such as α -SnS₂, TaCoTe₂, and TaIrTe₄, due to the similarity in their band structures.

I. INTRODUCTION

The discovery of graphene has led to extremely active researches in two-dimensional (2D) Dirac materials [1, 2] - materials characterized by Dirac points and linear and/or hyperbolic energy dispersions in the momentum space, in clear contrast to traditional metals and semiconductors [3]. So far, many 2D Dirac materials have been experimentally synthesized and theoretically studied, including α -(BEDT-TTF)₂I₃ [4], silicene [5–9], 8-*Pmmn* borophene [10–12], and various monolayer transition metal dichalcogenides (TMDCs) [13–22]. In Dirac materials, the interplay between the Dirac cone and the band gap/band tilting can be exploited to manipulate physical properties. For example, the valley-spin-polarized band gap tuned by a vertical electric field in silicene, generates a topological phase transition between the topological insulator phase and the band insulator phase [9]; the band tilting in 8-*Pmmn* borophene induces a strong anisotropy in physical properties [11, 12]. These qualitatively influence important material physics including plasmon [23–28], optical conductivities [28–30], RKKY interactions [31–34].

1T' TMDCs, the monolayer TMDCs of T' structure phase, were theoretically predicted to be quantum spin Hall insulators [15] and have been experimentally synthesized [16–22]. Excitingly, the quantum spin Hall effect [16–20] and gate-induced superconductivity [21, 22] were recently observed in experiments. Interestingly, 1T' TMDCs possess tilted Dirac bands around Dirac points [15] similar to that in 8-*Pmmn* borophene [11, 12], and undergo a topological phase transition induced by a vertical electric field [15] just as that in silicene [9]. The tilted gapped Dirac dispersions [15] are shared by other monolayer Dirac materials, such as α -SnS₂ [35], TaCoTe₂

[36], and TaIrTe₄ [37]. Furthermore, the band structure of 1T' TMDCs [15] differs strongly from that of its polytypic structure 1H TMDCs [13, 14]. These features make 1T' TMDC a very attractive monolayer Dirac material and its physical properties are worthy careful investigations.

A particularly important physical property of any material is the optical conductivity whose real part relates to absorption of photons and provides a powerful approach for extracting band structures and optical properties. The optical conductivity of Dirac materials has received intensive research both theoretically and experimentally, for graphene [38–40], α -(BEDT-TTF)₂I₃ [28], silicene [29], 8-*Pmmn* borophene [30], 1H-MoS₂ [41–43], and topological insulators [44–46].

It is the purpose of this work to investigate the optical conductivity of the monolayer Dirac material 1T'-MoS₂ which is a typical material of 1T' TMDCs. This study, apart from further enriching the important materials physics of Dirac materials, is focused on providing fundamental understanding of at least three outstanding issues. The first is to understand the influence of spin-orbit coupling (SOC) gap on optical conductivities of tilted Dirac bands, by comparing 1T'-MoS₂ and 8-*Pmmn* borophene. The second is to establish the difference of optical conductivities originating from band structure - by comparing 1T'-MoS₂ with 1H-MoS₂; or originating from band tilting - by comparing 1T'-MoS₂ with silicene. The third is to analyze probing topological phase transition in 1T'-MoS₂ via longitudinal optical conductivities. To this end, we theoretically investigate the anisotropic longitudinal optical conductivities of tilted Dirac bands in both undoped and doped 1T'-MoS₂ and the influence of a vertical electric field acting on them.

This paper is organized as follows. In Sec. II, we briefly describe the model Hamiltonian and formalism to calculate the longitudinal optical conductivity. In Sec. III, we present our numerical results for the absorptive part of the longitudinal conductivity in the undoped and doped 1T'-MoS₂ when the vertical electric field is absent and

*These authors have contributed equally to this work.

†Corresponding author: hrchang@mail.ustc.edu.cn

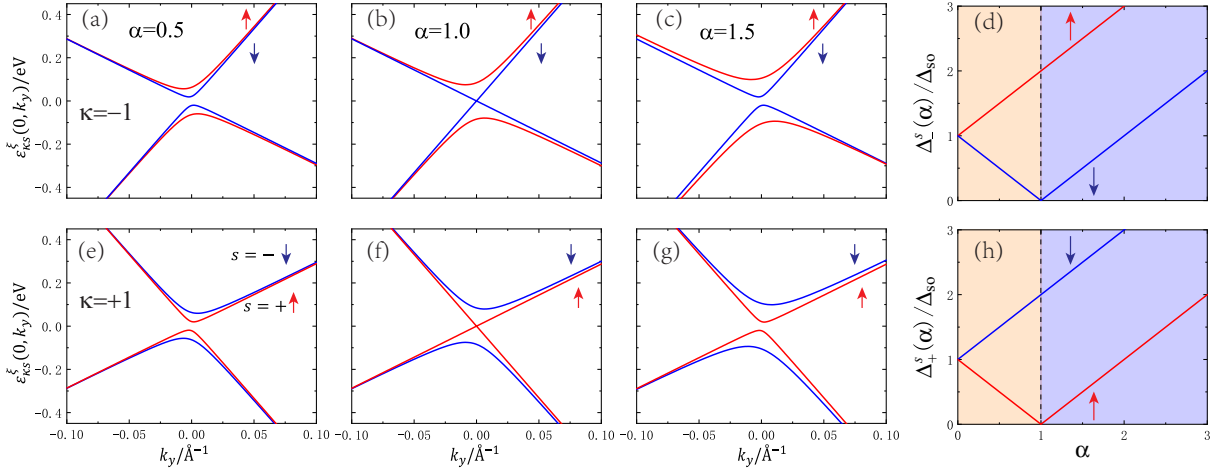


FIG. 1: (Color online) In the presence of SOC gap and vertical electric field, parameterized respectively by Δ_{so} and $\alpha = E/E_c$, the energy bands and gaps are valley-spin-polarized. The upper frame and lower frame stand respectively for $\kappa = -$ valley and $\kappa = +$ valley. The red lines and blue lines denote spin-up ($s = +$) and spin-down ($s = -$), respectively. The topological phase transition between the topological insulator phase ($\alpha < 1$) and the band insulator phase ($\alpha > 1$) occurs at the phase termed by the valley-spin-polarized metal ($\alpha = 1$).

present, respectively. In addition, we provide a detailed analysis of the essential physics. Our main results and conclusions are summarized in Sec. IV. Finally, we give two Appendices to provide key steps of analytical calculation.

II. MODEL AND THEORETICAL FORMALISM

We begin with the low-energy $k \cdot p$ Hamiltonian for $1T'$ -MoS₂, reported in Ref. [15]. For simplicity, we further expand it in the vicinity of two independent Dirac points located at $(0, \kappa\Lambda)$ with $\kappa = \pm$. The linearized Hamiltonian around the κ valley reads

$$H_{\kappa}(k_x, k_y) = \hbar k_x v_1 \gamma_1 + \hbar k_y (v_2 \gamma_0 - \kappa v_- I - \kappa v_+ \gamma_2) + \Delta_{\text{so}} (\kappa \gamma_0 - i \alpha \gamma_1 \gamma_2), \quad (1)$$

where the wave vector $\mathbf{k} = (k_x, k_y)$, the SOC gap $\Delta_{\text{so}} = 0.042\text{eV}$, and the Fermi velocities $v_1 = 3.87 \times 10^5\text{m/s}$, $v_2 = 0.46 \times 10^5\text{m/s}$, $v_- = 2.86 \times 10^5\text{m/s}$, and $v_+ = 7.21 \times 10^5\text{m/s}$. In addition, the 4×4 unit matrix is given by $I = \tau_0 \otimes \sigma_0$, the 4×4 Dirac matrices are defined as $\gamma_0 = \tau_1 \otimes \sigma_1$, $\gamma_1 = \tau_2 \otimes \sigma_0$, and $\gamma_2 = \tau_3 \otimes \sigma_0$, in which τ_0 and τ_i stand for pseudospin space which indicates the conduction and valence band degrees of freedom while σ_0 and σ_i denote Pauli matrices acting upon real spin space. The ratio α is defined as $\alpha = |E_z/E_c|$, where E_z is the vertical electric field and E_c denotes its critical value. Hereafter, we set $\hbar = 1$ for simplicity.

A straightforward algebra leads to the eigenvalues of this Hamiltonian as

$$\varepsilon_{\kappa s}^{\xi}(k_x, k_y) = -\kappa v_- k_y + \xi \mathcal{Z}_{\kappa s}(k_x, k_y), \quad (2)$$

where

$$\mathcal{Z}_{\kappa s}(k_x, k_y) = \sqrt{[A_{\kappa s}(k_y)]^2 + [B(k_x)]^2 + [C_{\kappa}(k_y)]^2}, \quad (3)$$

with

$$A_{\kappa s}(k_y) = v_2 k_y + (\kappa - \alpha s) \Delta_{\text{so}}, \quad (4)$$

$$B(k_x) = v_1 k_x, \quad (5)$$

$$C_{\kappa}(k_y) = -\kappa v_+ k_y. \quad (6)$$

The indices $s = \pm$ and $\xi = \pm$ denote the spins (up and down) and bands (conduction and valence), respectively. It is noted that the dispersions are tilted hyperboloids and asymptotically tilted cones in the region of large wave vector.

In the absence of vertical electric field ($\alpha = 0$), the bands are spin-degenerate. However, in the presence of vertical electric field ($\alpha \neq 0$), the spin-up band and spin-down band split at one valley, but reverse their spins at the other valley, which leads to the valley-spin-polarized bands as well as the valley-spin-polarized gaps. For convenience, we define the valley-spin-polarized gaps as

$$\Delta_{\kappa}^s(\alpha) = \mathcal{Z}_{\kappa s}(0, 0) = |\kappa - \alpha s| \Delta_{\text{so}}. \quad (7)$$

From these definitions, it is easy to find that the energy bands $\varepsilon_{\kappa s}^{\xi}(k_x, k_y)$ and the gaps $\Delta_{\kappa}^s(\alpha)$ do not change if we substitute (k_y, κ, s) with $(-k_y, -\kappa, -s)$. In addition, the dependencies of valley-spin-polarized bands and valley-spin-polarized gaps on the vertical electric field are explicitly shown in Fig.(1). Interestingly, at the $\kappa = +$ valley, when the $E_z = E_c$ (or equivalently, $\alpha = 1$), the spin-up band become gapless and forms a Dirac point. Around this critical electric field ($\alpha = 1$), a topological phase transition occurs from the topological insulator phase ($\alpha < 1$) to the band insulator phase ($\alpha > 1$). As

the vertical electric field further increases ($\alpha > 1$), the gapless band reopens a gap.

Compared with other typical monolayer Dirac materials, 1T'-MoS₂ exhibits several attractive features in band structure. First, the valley-spin-polarized behaviors are similar to that in silicene [29] except for a band tilting along the k_y direction. Second, the tilted Dirac bands are similar to that of 8-*Pmmn* borophene [30] except for a finite SOC gap. Furthermore, the band dispersion along the k_x direction is upright, similar to that in silicene [29]. Third, the band structure of 1T'-MoS₂ differs strongly from that of its polytypic structure 1H-MoS₂ [13, 14]. These fascinating characteristics make 1T'-MoS₂ a very interesting monolayer Dirac material. In the following, we will theoretically study the longitudinal optical conductivity in 1T'-MoS₂.

Within the linear response theory, the longitudinal optical conductivity $\sigma_{jj}(\omega, \alpha)$ at finite photon frequency ω is given by

$$\sigma_{jj}(\omega) = \sum_{\kappa=\pm} \sum_{s=\pm} \sigma_{jj}^{\kappa s}(\omega), \quad (8)$$

where $\sigma_{jj}^{\kappa s}(\omega)$ denotes the longitudinal optical conductivity at given valley κ and spin s , whose explicit expression can be found in Appendix A. It is noted that $\sigma_{jj}^{\kappa s}(\omega)$ does

not vanish only when the bands contributed to the intraband/interband transitions share the same spin index (see the Appendix A for details). To put it equivalently, around the κ valley, only when the photon energy ω is more or less the energy difference between the band ξ and ξ' at given wave vector \mathbf{k} and spin index s ,

$$\begin{aligned} \Delta\varepsilon_{\kappa s}^{\xi\xi'}(k, \theta_{\mathbf{k}}) &= \varepsilon_{\kappa s}^{\xi'}(k_x, k_y) - \varepsilon_{\kappa s}^{\xi}(k_x, k_y) \\ &= (\xi' - \xi)\mathcal{Z}_{\kappa s}(k \cos \theta_{\mathbf{k}}, k \sin \theta_{\mathbf{k}}), \end{aligned} \quad (9)$$

can an intraband/interband optical transition contribute to the optical conductivity, where $k = |\mathbf{k}|$ and $\theta_{\mathbf{k}} = \arctan(k_y/k_x)$. It can also be proven that $\sigma_{jj}^{\kappa s}(\omega) = \sigma_{jj}^{-\kappa -s}(\omega)$ (see the Appendix B for details) such that we are allowed to focus on either the $\kappa = +$ valley or the $\kappa = -$ valley. For convenience, we restrict our analysis to the $\kappa = +$ valley hereafter.

After some tedious but straightforward algebra, we express the real part of longitudinal optical conductivity as

$$\text{Re}\sigma_{jj}^{\kappa s}(\omega) = \text{Re}\sigma_{jj}^{\kappa s}(\text{intra})(\omega) + \text{Re}\sigma_{jj}^{\kappa s}(\text{inter})(\omega), \quad (10)$$

where the intraband contribution and interband contribution are given respectively as

$$\begin{aligned} \text{Re}\sigma_{jj}^{\kappa s}(\text{intra})(\omega) &= \pi \int_{-\infty}^{+\infty} \frac{dk_x}{2\pi} \int_{-\infty}^{+\infty} \frac{dk_y}{2\pi} \Theta[\mu - \Delta_{\kappa}^s(\alpha)] \mathcal{F}_{jj;s,s}^{\kappa;+,+}(k_x, k_y) \left[-\frac{df[\varepsilon_{\kappa s}^+(k_x, k_y)]}{d\varepsilon_{\kappa s}^+(k_x, k_y)} \right] \delta(\omega) \\ &\quad + \pi \int_{-\infty}^{+\infty} \frac{dk_x}{2\pi} \int_{-\infty}^{+\infty} \frac{dk_y}{2\pi} \Theta[-\mu - \Delta_{\kappa}^s(\alpha)] \mathcal{F}_{jj;s,s}^{\kappa;-,-}(k_x, k_y) \left[-\frac{df[\varepsilon_{\kappa s}^-(k_x, k_y)]}{d\varepsilon_{\kappa s}^-(k_x, k_y)} \right] \delta(\omega), \end{aligned} \quad (11)$$

$$\text{Re}\sigma_{jj}^{\kappa s}(\text{inter})(\omega) = \pi \int_{-\infty}^{+\infty} \frac{dk_x}{2\pi} \int_{-\infty}^{+\infty} \frac{dk_y}{2\pi} \mathcal{F}_{jj;s,s}^{\kappa;-,+}(k_x, k_y) \frac{f[\varepsilon_{\kappa s}^-(k_x, k_y)] - f[\varepsilon_{\kappa s}^+(k_x, k_y)]}{\omega} \delta[\omega - 2\mathcal{Z}_{\kappa s}(k_x, k_y)], \quad (12)$$

with $f(x) = [1 + \exp[(x - \mu)/k_B T]]^{-1}$ the Fermi distribution function, $\Theta(x)$ the Heaviside step function, and $\delta(x)$ the Dirac δ -function. It is further pointed out that the zero-frequency part due to the intraband transitions contributes to the Drude peak, whereas the frequency-dependent part is associated with the interband transitions between a filled band to an empty band.

III. NUMERICAL RESULTS

In this section, we show the numerical results for the absorption peaks of longitudinal conductivities in the undoped and doped 1T'-MoS₂ when the vertical electric field is absent and present, respectively. We set $T = 1\text{K}$ throughout the numerical calculation in this paper.

A. In the absence of vertical electric field

Without applying the vertical electric field ($\alpha = 0$), the energy bands of 1T'-MoS₂ are fully gapped and spin-degenerate such that the total optical conductivity $\text{Re}\sigma_{jj}(\omega) = g_v g_s \text{Re}\sigma_{jj}^{+s}(\omega)$ with g_v and g_s the degeneracy factors of valley and spin, therefore we are allowed to restrict our analysis to $\text{Re}\sigma_{jj}^{+s}(\omega)$. As shown in Fig.(2), $\text{Re}\sigma_{xx}^{+s}(\omega)$ and $\text{Re}\sigma_{yy}^{+s}(\omega)$ exhibit a strong anisotropy because the dispersion is tilted along k_y direction but untilted along k_x direction, similar to that in 8-*Pmmn* borophene [30] but unlike that in 1H-MoS₂ [41–43]. When we set $v_- = v_t$, $v_2 = 0$, $v_1 = v_x$, $v_+ = v_y$, and $\Delta_{\text{so}} = 0$, our results go back to that in 8-*Pmmn* borophene [30], and when we set $v_- = v_2 = 0$ and $v_+ = v_1 = v_F$, our results restore that in silicene [29].

Specifically, for the undoped case where $|\mu| < \Delta_{\text{so}}$, the optical conductivity is contributed entirely by the

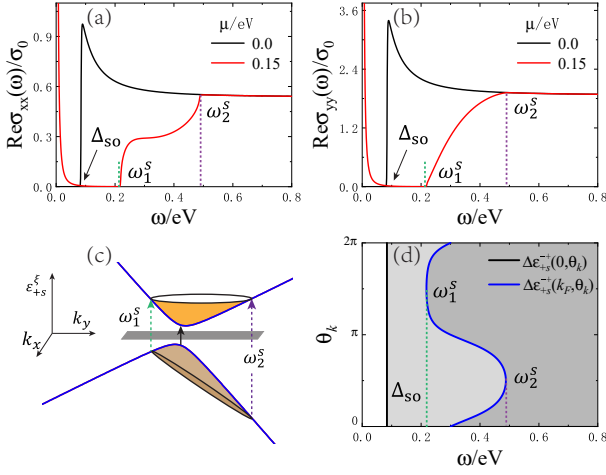


FIG. 2: (Color online) Total longitudinal optical conductivities of $1T'$ -MoS₂ in the absence of vertical electric field. In (a) and (b), the black lines represent the optical conductivity in the undoped case in which the absorption peak is at $\omega = \Delta_{so}$ while the red lines stand for the optical conductivity in the doped case where two spin-degenerate absorption peaks are at $\omega = \omega_1^s$ and $\omega = \omega_2^s$. In (c) and (d), the case for the $\kappa = +$ valley is taken as a demonstration.

interband transitions, which can be seen from Fig.(2c). As a consequence, $\text{Re}\sigma_{xx}^{+s}(\omega)$ and $\text{Re}\sigma_{yy}^{+s}(\omega)$ share the same peak that appears at the absorption edge where $\omega = \Delta_+^s(0) = \Delta_{so}$, as shown in Fig.(2a) and Fig.(2b). Hence, from this peak in experimental measurement the SOC gap Δ_{so} can be precisely determined. From Fig.(2a) and Fig.(2b), $\text{Re}\sigma_{xx}^{+s}(\omega)$ and $\text{Re}\sigma_{yy}^{+s}(\omega)$ decay respectively to different asymptotic background values $\text{Re}\sigma_{xx}^{+s}(\text{asyp})$ and $\text{Re}\sigma_{yy}^{+s}(\text{asyp})$ in the regime of large photon energy. It is noted that the different values originate from the strong anisotropy of tilted band, and that the asymptotic values result from the asymptotic linearity of Dirac band in the high energy regime. In addition, $\text{Re}\sigma_{xx}(\text{asyp})$ is always less than $\text{Re}\sigma_{yy}(\text{asyp})$ in this system, and they satisfy a universal relation $\text{Re}\sigma_{xx}(\text{asyp}) \cdot \text{Re}\sigma_{yy}(\text{asyp}) = \sigma_0^2$ with $\sigma_0 = e^2/4\hbar$. It is emphasized that this kind of universal relation holds not only for the undoped case presented above but also for the doped case to be shown below, which has also been reported in other tilted Dirac systems, such as the tilted gapless Dirac bands in $8\text{-}Pmmn$ borophene [30].

In the n -doped case where $\mu > \Delta_{so}$, the optical conductivities $\text{Re}\sigma_{xx}^{+s}(\omega)$ and $\text{Re}\sigma_{yy}^{+s}(\omega)$ exhibit more interesting physics, as shown in Fig.(2a) and Fig.(2b). First, both $\text{Re}\sigma_{xx}^{+s}(\omega)$ and $\text{Re}\sigma_{yy}^{+s}(\omega)$ possess a Drude peak around $\omega = 0$ due to the intraband transitions. Second, they share two absorption peaks depending on the chemical potential at $\omega = \omega_1^s$ and $\omega = \omega_2^s$ due to the band tilting along k_y direction. Third, the Pauli-blocking prevents the optical transition between valence band and conduction band entirely when $0 < \omega < \omega_1^s$ but partially when $\omega_1^s < \omega < \omega_2^s$. Fourth, when $\omega > \omega_2^s$, $\text{Re}\sigma_{xx}^{+s}(\omega)$

and $\text{Re}\sigma_{yy}^{+s}(\omega)$ approach respectively to their asymptotic background values $\text{Re}\sigma_{xx}^{+s}(\text{asyp})$ and $\text{Re}\sigma_{yy}^{+s}(\text{asyp})$, due to the linearity of Dirac band in the high energy regime. All these interesting behaviors can also be directly read out from either Fig.(2c) or Fig.(2d). It is further remarked that for the p -doped case ($\mu < -\Delta_{so}$), there is no qualitative difference in the behaviors of longitudinal optical conductivity presented here.

B. In the presence of vertical electric field

When the vertical electric field is applied ($\alpha \neq 0$), the valley-spin-polarized bands and gaps of $1T'$ -MoS₂ result in many interesting changes in the longitudinal optical conductivity. As shown in Figs.(3-5), $\text{Re}\sigma_{xx}^{+s}(\omega)$ and $\text{Re}\sigma_{yy}^{+s}(\omega)$ are generally anisotropic and valley-spin-polarized, which is strongly different from that in $1H$ -MoS₂ [41–43]. When we set $v_- = v_2 = 0$ and $v_+ = v_1 = v_F$, our results restore that in silicene [29].

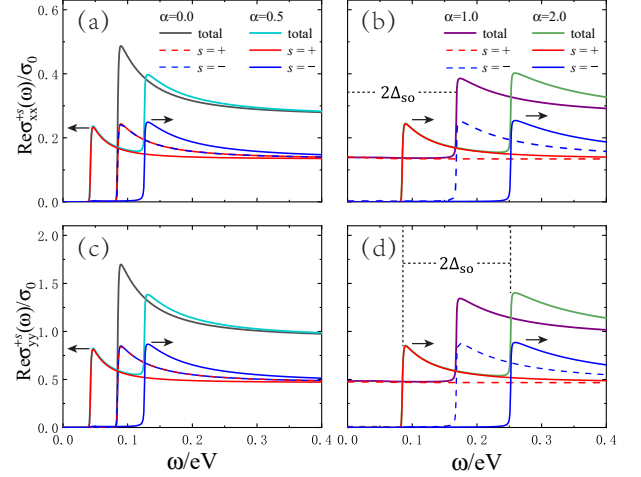


FIG. 3: (Color online) Valley-spin-polarized optical conductivities $\text{Re}\sigma_{xx}^{\kappa s}(\omega)$ and $\text{Re}\sigma_{yy}^{\kappa s}(\omega)$ in the undoped $1T'$ -MoS₂ when the vertical electric field is present. The arrows indicate the moving tendency of peaks as the electric field smoothly increases. We take the case for the $\kappa = +$ valley as a demonstration.

For the undoped case where $|\mu| < \Delta_{so}$, the spin-degenerate absorption edge $\omega = \Delta_+^s(0) = \Delta_{so}$ split into two spin-polarized absorption edges $\omega = \Delta_+^+(\alpha)$ and $\omega = \Delta_+^-(\alpha)$ as shown in Fig.(3), where the dependence of valley-spin-polarized gaps $\Delta_\kappa^s(\alpha) = |\kappa - \alpha s|\Delta_{so}$ on the electric field was previously shown in Fig.(1). In the region of topological insulator phase ($0 \leq \alpha < 1$), two spin-polarized peaks $\omega = \Delta_+^+(\alpha)$ and $\omega = \Delta_+^-(\alpha)$ for the $\kappa = +$ valley move oppositely as the electric field smoothly changes, which can be seen in Fig.(3a) and Fig.(3c). However, in the region of band insulator phase ($\alpha > 1$), two spin-polarized peaks $\omega = \Delta_+^+(\alpha)$ and $\omega = \Delta_+^-(\alpha)$ separated by $2\Delta_{so}$ shift in concert towards

the higher frequency as shown in Fig.(3b) and Fig.(3d). Interestingly, at the critical electric field ($\alpha = 1$), the gapped band remains the larger absorption edge at $\omega = \Delta_+^+(1)$ while the gapless band vanishes the smaller absorption edge at $\omega = \Delta_+^-(1) = 0$. Moreover, when $0 < \omega < \Delta_+^+(1)$, the value of the step represented by the black line is half of the asymptotic value, indicating that only the gapless band contributes to the optical transition, whereas when $\omega > \Delta_+^+(1)$, the gapped band also contributes to the optical transition such that the optical conductivity approaches to the asymptotic values in the large ω regime. The total optical conductivity is obtained by summing over valley index κ and spin index s , leading to a superposition of four valley-spin-polarized optical conductivities $\text{Re}\sigma_{jj}^{\kappa,s}$. The exotic behaviors of absorption edges can be used to probe the topological phase transition induced by the vertical electric field, which has also been reported in other similar systems, such as the untilted gapped Dirac bands in silicene [29].

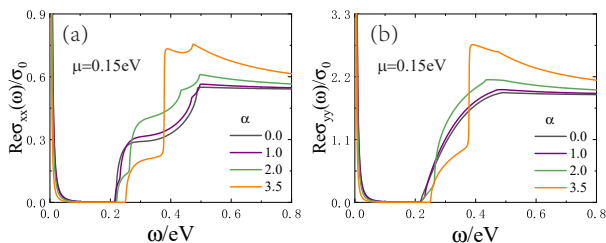


FIG. 4: (Color online) Dependence of total optical conductivities $\text{Re}\sigma_{xx}$ and $\text{Re}\sigma_{yy}$ on the vertical electric field in the n -doped $1\text{T}'\text{-MoS}_2$.

For the n -doped case ($\mu > \Delta_{\text{so}}$), the total optical conductivities exhibit many richer features due to the presence of the vertical electric field. It can be found from Fig.(4a) that for different vertical electric field $\text{Re}\sigma_{xx}(\omega)$ share the same asymptotic values in the regime of large photon energy and that the absorption peaks change with the electric field, which also holds for $\text{Re}\sigma_{yy}(\omega)$ as shown in Fig.(4b). Specifically, we show two characteristic cases as a demonstration in Fig.(5). From the upper frame of Fig.(5), when $\alpha = 2$, the Fermi level cuts both spin-up and spin-down conduction bands, therefore two spin-degenerate peaks $\omega = \omega_1^s$ and $\omega = \omega_2^s$ split further into four spin-polarized peaks $\omega = \omega_1^+$, $\omega = \omega_1^-$, $\omega = \omega_2^+$, and $\omega = \omega_2^-$. However, from the lower frame of Fig.(5), when $\alpha = 3.5$, the Fermi level cuts the spin-up conduction band but lies in the gap of spin-down bands. As a consequence, $\omega = \omega_1^s$ split further into two spin-polarized peaks $\omega = \omega_1^+$ and $\omega = \omega_1^-$, but $\omega = \Delta_+^-(3.5)$ does not split and hence contributes only to one peak. These lead to an interesting dependence of total optical conductivities on the magnitude of the vertical electric field. Therefore, one can select some specific frequencies of absorbed photons by tuning the vertical electric field. And all of these behaviors can also be directly read out from Figs.(5c), (5d), (5g), and (5h). It is further remarked

that for the p -doped case ($\mu < -\Delta_{\text{so}}$), the behaviors of longitudinal optical conductivities do not differ qualitatively from those presented here.

IV. SUMMARY AND CONCLUSIONS

In this work, we have theoretically studied the anisotropic longitudinal optical conductivities of tilted Dirac bands in both undoped and doped $1\text{T}'\text{-MoS}_2$, including effects of an external vertical electric field. In the absence of vertical electric field, the tilted Dirac bands are spin-degenerate. For the undoped $1\text{T}'\text{-MoS}_2$, the longitudinal conductivities are contributed entirely by the interband transitions and share the same peak at the absorption edge, from which the SOC gap can be directly extracted from experimental measurements. The longitudinal optical conductivities decay respectively to different asymptotic background values originated from the strong anisotropy of tilted band and the asymptotic linearity of Dirac band in the high energy regime. For the doped $1\text{T}'\text{-MoS}_2$, two longitudinal conductivities possess a Drude peak around $\omega = 0$ due to the intraband transitions and share two absorption peaks depending on the chemical potential at $\omega = \omega_1^s$ and $\omega = \omega_2^s$ due to the band tilting along k_y direction. The Pauli-blocking prevents the optical transition between the valence band and conduction band entirely when $0 < \omega < \omega_1^s$ but partially when $\omega_1^s < \omega < \omega_2^s$. When $\omega > \omega_2^s$, two longitudinal conductivities approach respectively to their asymptotic background values due to the linearity of Dirac band in the high energy regime. In general, for both undoped and doped $1\text{T}'\text{-MoS}_2$, the asymptotic background values always satisfy a universal relation $\text{Re}\sigma_{xx(\text{asyp})} \cdot \text{Re}\sigma_{yy(\text{asyp})} = \sigma_0^2$ with $\sigma_0 = e^2/4\hbar$.

In the presence of vertical electric field, the tilted Dirac bands in $1\text{T}'\text{-MoS}_2$ are valley-spin-polarized due to the interplay between SOC gap and electric field, and hence a topological phase transition occurs between the topological insulator phase and the band insulator phase with a valley-spin-polarized metal state at a critical value in-between. For the undoped $1\text{T}'\text{-MoS}_2$, when the vertical electric field increases smoothly, the interband absorption edge splits into two absorption edges marked by two peaks of longitudinal optical conductivities. These two peaks move oppositely in frequency in the region of the topological insulator phase and shift in concert to a higher frequency in the region of the band insulator phase. The exotic moving of optical conductivity due to the vertical electric field can be taken as a fingerprint of topological phase transition in the undoped $1\text{T}'\text{-MoS}_2$. For the doped $1\text{T}'\text{-MoS}_2$, the absorption peaks of longitudinal optical conductivity change with respect to the competition among the SOC gap, electric field, and chemical potential. By manipulating the vertical electric field, one can select the specific frequencies of absorbed photons.

In conclusion, the influence of SOC gap, band tilting,

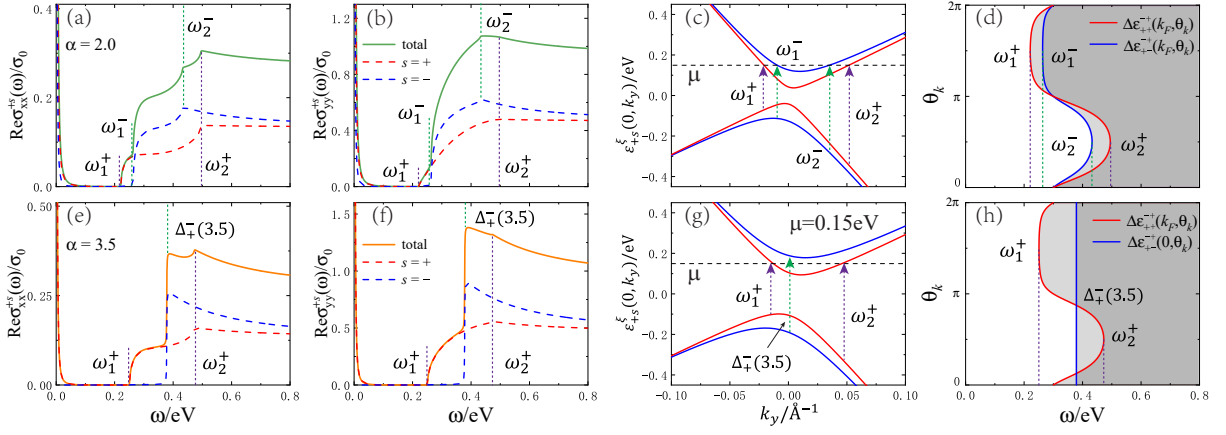


FIG. 5: (Color online) Valley-spin-polarized longitudinal conductivities $\text{Re}\sigma_{xx}^{\kappa s}(\omega)$ and $\text{Re}\sigma_{yy}^{\kappa s}(\omega)$ in the n -doped $1T'$ -MoS₂ for two specific values of vertical electric field. We take the case for the $\kappa = +$ valley as a demonstration.

and external vertical electric field on the anisotropic longitudinal optical conductivities of tilted Dirac bands in $1T'$ -MoS₂ was revealed. A theoretical scheme for probing the topological phase transition in $1T'$ -MoS₂ via exotic behaviors of longitudinal optical conductivities was proposed. This work provided critical insights into understanding the tilted Dirac bands of $1T'$ TMDCs in general, and their contributions to optical properties of $1T'$ -MoS₂ in particular. The results for $1T'$ -MoS₂ are expected to be qualitatively valid for other monolayer tilted gapped Dirac materials, such as α -SnS₂, TaCoTe₂, and TaIrTe₄, due to the similarity in their band structures.

ACKNOWLEDGEMENTS

We are grateful to Xiang-Hua Kong, Yuanpei Lan, and Zhen-Bing Dai for valuable discussions. This work is par-

tially supported by the National Natural Science Foundation of China under Grants No.11547200, No.11874273, the China Scholarship Council (No.201608515061), and the Key Project of Sichuan Science and Technology Program (2019YFSY0044). H. Guo and H.-R. Chang were also supported by the NSERC of Canada, and FQRNT of Quebec (H. Guo). We thank the High Performance Computing Centers at Sichuan Normal University, McGill University, and Compute Canada.

Appendix A: Explicit expression of the longitudinal optical conductivity

Within the linear response theory, the longitudinal optical conductivity at the κ valley can be expressed as

$$\sigma_{jj}^{\kappa}(\omega) = \frac{i}{\omega} \frac{1}{\beta} \sum_{\Omega_m} \int_{-\infty}^{+\infty} \frac{dk_x}{2\pi} \int_{-\infty}^{+\infty} \frac{dk_y}{2\pi} \text{Tr} \left[\hat{J}_j^{\kappa} G_{\kappa}(k_x, k_y, i\Omega_m) \hat{J}_j^{\kappa} G_{\kappa}(k_x, k_y, i\Omega_m + \omega + i\eta) \right], \quad (\text{A1})$$

where $\beta = 1/k_B T$, $j = x, y$ refer to spatial coordinates, η denotes a positive infinitesimal. The charge current operators read

$$\hat{J}_x^{\kappa} = e \frac{\partial H_{\kappa}(k_x, k_y)}{\partial k_x} = ev_1 \gamma_1, \quad (\text{A2})$$

$$\hat{J}_y^{\kappa} = e \frac{\partial H_{\kappa}(k_x, k_y)}{\partial k_y} = e(v_2 \gamma_0 - \kappa v_- I - \kappa v_+ \gamma_2), \quad (\text{A3})$$

and the Matsubara Green's function takes the form

$$G_{\kappa}(k_x, k_y, i\Omega_m) = [i\Omega_m + \mu - H_{\kappa}(k_x, k_y)]^{-1} = \frac{1}{4} \sum_{s, \xi = \pm} \frac{\mathcal{P}_{\kappa s}^{\xi}(k_x, k_y)}{i\Omega_m + \mu - \varepsilon_{\kappa s}^{\xi}(k_x, k_y)}, \quad (\text{A4})$$

where μ is the chemical potential, and

$$\mathcal{P}_{\kappa s}^{\xi}(k_x, k_y) = \left[\tau_0 + \xi \frac{-sA_{\kappa s}(k_y)\tau_1 + B(k_x)\tau_2 + C_{\kappa}(k_y)\tau_3}{\mathcal{Z}_{\kappa s}(k_x, k_y)} \right] \otimes (\sigma_0 - s\sigma_1), \quad (\text{A5})$$

$$\varepsilon_{\kappa s}^{\xi}(k_x, k_y) = -\kappa v_- k_y + \xi \mathcal{Z}_{\kappa s}(k_x, k_y), \quad (\text{A6})$$

with

$$A_{\kappa s}(k_y) = v_2 k_y + (\kappa - \alpha s)\Delta_{\text{so}}, \quad (\text{A7})$$

$$B(k_x) = v_1 k_x, \quad (\text{A8})$$

$$C_{\kappa}(k_y) = -\kappa v_+ k_y, \quad (\text{A9})$$

$$\mathcal{Z}_{\kappa s}(k_x, k_y) = \sqrt{[A_{\kappa s}(k_y)]^2 + [B(k_x)]^2 + [C_{\kappa}(k_y)]^2}. \quad (\text{A10})$$

After summing over Matsubara frequency Ω_m , we express the longitudinal optical conductivity at the κ valley as

$$\sigma_{jj}^{\kappa}(\omega) = \frac{i}{\omega} \int_{-\infty}^{+\infty} \frac{dk_x}{2\pi} \int_{-\infty}^{+\infty} \frac{dk_y}{2\pi} \sum_{s,s'=\pm} \sum_{\xi,\xi'=\pm} \mathcal{F}_{jj;s,s'}^{\kappa;\xi,\xi'}(k_x, k_y) \mathcal{M}_{s,s'}^{\kappa;\xi,\xi'}(k_x, k_y, \omega), \quad (\text{A11})$$

where

$$\mathcal{F}_{jj;s,s'}^{\kappa;\xi,\xi'}(k_x, k_y) = \frac{\text{Tr}[\hat{J}_j^{\kappa} \mathcal{P}_{\kappa s}^{\xi}(k_x, k_y) \hat{J}_j^{\kappa} \mathcal{P}_{\kappa s'}^{\xi'}(k_x, k_y)]}{16}, \quad (\text{A12})$$

and

$$\mathcal{M}_{s,s'}^{\kappa;\xi,\xi'}(k_x, k_y, \omega) = \frac{f[\varepsilon_{\kappa s}^{\xi}(k_x, k_y)] - f[\varepsilon_{\kappa s'}^{\xi'}(k_x, k_y)]}{\omega + \varepsilon_{\kappa s}^{\xi}(k_x, k_y) - \varepsilon_{\kappa s'}^{\xi'}(k_x, k_y) + i\eta}, \quad (\text{A13})$$

with $f(x) = \{1 + \exp[\beta(x - \mu)]\}^{-1}$ denoting the Fermi distribution function.

Specifically, the explicit expressions of $\mathcal{F}_{jj;s,s'}^{\kappa;\xi,\xi'}(k_x, k_y)$ are given as

$$\mathcal{F}_{xx;s,s'}^{\kappa;\xi,\xi'}(k_x, k_y) = \frac{\text{Tr}[\hat{J}_x^{\kappa} \mathcal{P}_{\kappa s}^{\xi}(k_x, k_y) \hat{J}_x^{\kappa} \mathcal{P}_{\kappa s'}^{\xi'}(k_x, k_y)]}{16} = \frac{e^2 v_1^2}{2} \delta_{ss'} \left\{ 1 - \xi \xi' \frac{[A_{\kappa s}(k_y)]^2 - [B(k_x)]^2 + [C_{\kappa}(k_y)]^2}{[\mathcal{Z}_{\kappa s}(k_x, k_y)]^2} \right\}, \quad (\text{A14})$$

and

$$\begin{aligned} \mathcal{F}_{yy;s,s'}^{\kappa;\xi,\xi'}(k_x, k_y) &= \frac{\text{Tr}[\hat{J}_y^{\kappa} \mathcal{P}_{\kappa s}^{\xi}(k_x, k_y) \hat{J}_y^{\kappa} \mathcal{P}_{\kappa s'}^{\xi'}(k_x, k_y)]}{16} \\ &= \frac{e^2}{2} \delta_{ss'} \left\{ (v_2^2 + v_-^2 + v_+^2) - \xi \xi' \kappa v_2 v_+ \frac{4A_{\kappa s}(k_y)C_{\kappa}(k_y)}{[\mathcal{Z}_{\kappa s}(k_x, k_y)]^2} + 2(\xi + \xi') v_- \frac{v_+ C_{\kappa}(k_y) - \kappa v_2 A_{\kappa s}(k_y)}{\mathcal{Z}_{\kappa s}(k_x, k_y)} \right. \\ &\quad \left. + \xi \xi' \frac{(v_2^2 + v_-^2 - v_+^2) [A_{\kappa s}(k_y)]^2 - (v_2^2 - v_-^2 + v_+^2) [B(k_x)]^2 - (v_2^2 - v_-^2 - v_+^2) [C_{\kappa}(k_y)]^2}{[\mathcal{Z}_{\kappa s}(k_x, k_y)]^2} \right\}. \quad (\text{A15}) \end{aligned}$$

It is noted that $\delta_{ss'}$ in Eq.(A14) and (A15) implies that both $\mathcal{F}_{xx;s,s'}^{\kappa;\xi,\xi'}(k_x, k_y)$ and $\mathcal{F}_{yy;s,s'}^{\kappa;\xi,\xi'}(k_x, k_y)$ vanish when $s' \neq s$, which indicates that the bands contributed to the intraband/interband transitions must share the same spin index.

Therefore, the longitudinal optical conductivity at the κ valley can be expressed as

$$\sigma_{jj}^{\kappa}(\omega) = \sum_{s=\pm} \sigma_{jj}^{\kappa s}(\omega), \quad (\text{A16})$$

where

$$\sigma_{jj}^{\kappa s}(\omega) = \frac{i}{\omega} \int_{-\infty}^{+\infty} \frac{dk_x}{2\pi} \int_{-\infty}^{+\infty} \frac{dk_y}{2\pi} \sum_{\xi,\xi'=\pm} \mathcal{F}_{jj;s,s}^{\kappa;\xi,\xi'}(k_x, k_y) \mathcal{M}_{s,s}^{\kappa;\xi,\xi'}(k_x, k_y, \omega) \quad (\text{A17})$$

denotes the valley-spin-polarized complex longitudinal conductivity at finite photon frequency ω .

Appendix B: Relation between the valley-spin-polarized longitudinal conductivities with opposite valley and spin

From the definitions in Eq.(A6) and Eqs.(A7-A10), we have the following relations

$$A_{-\kappa-s}(-k_y) = -A_{\kappa s}(k_y), \quad (\text{B1})$$

$$B(k_x) = B(k_x), \quad (\text{B2})$$

$$C_{-\kappa}(-k_y) = C_{\kappa}(k_y), \quad (\text{B3})$$

$$\mathcal{Z}_{-\kappa-s}(k_x, -k_y) = \mathcal{Z}_{\kappa s}(k_x, k_y), \quad (\text{B4})$$

$$\varepsilon_{-\kappa-s}^{\xi}(k_x, -k_y) = \varepsilon_{\kappa s}^{\xi}(k_x, k_y). \quad (\text{B5})$$

Substituting these relations into Eqs.(A13-A15), we consequently get

$$\mathcal{M}_{-s,-s}^{-\kappa;\xi\xi'}(k_x, -k_y, \omega) = \mathcal{M}_{s,s}^{\kappa;\xi\xi'}(k_x, k_y, \omega), \quad (\text{B6})$$

$$\mathcal{F}_{xx;-s,-s}^{-\kappa;\xi\xi'}(k_x, -k_y) = \mathcal{F}_{xx;s,s}^{\kappa;\xi\xi'}(k_x, k_y), \quad (\text{B7})$$

$$\mathcal{F}_{yy;-s,-s}^{-\kappa;\xi\xi'}(k_x, -k_y) = \mathcal{F}_{yy;s,s}^{\kappa;\xi\xi'}(k_x, k_y). \quad (\text{B8})$$

After substituting these relations into Eq.(A17), we obtain the relation

$$\sigma_{jj}^{-\kappa-s}(\omega) = \frac{i}{\omega} \int_{-\infty}^{+\infty} \frac{dk_x}{2\pi} \int_{-\infty}^{+\infty} \frac{dk_y}{2\pi} \sum_{\xi, \xi'=\pm} \mathcal{F}_{jj;-s,-s}^{-\kappa;\xi\xi'}(k_x, -k_y) \mathcal{M}_{-s,-s}^{-\kappa;\xi\xi'}(k_x, -k_y, \omega) = \sigma_{jj}^{\kappa s}(\omega). \quad (\text{B9})$$

-
- [1] K.S. Novoselov, A.K. Geim, S.V. Morozov, D. Jiang, Y. Zhang, S.V. Dubonos, I.V. Grigorieva, A.A. Firsov, *Science* **306**, 666 (2004).
- [2] A.H. Castro Neto, F. Guinea, N.M.R. Peres, K.S. Novoselov, A.K. Geim, *Rev. Mod. Phys.* **81**, 109 (2009).
- [3] G.D. Mahan, *Many-Particle Physics*, 3rd ed. (Springer, New York, 2007).
- [4] S. Katayama, A. Kobayashi, and Y. Suzumura, *J. Phys. Soc. Jpn.* **75**, 054705 (2006).
- [5] G.G. Guzman-Verri and L.C. Lew Yan Voon, *Phys. Rev. B* **76**, 075131 (2007).
- [6] S. Cahangirov, M. Topsakal, E. Aktürk, H. Şahin, and S. Ciraci, *Phys. Rev. Lett.* **102**, 236804 (2009).
- [7] C.-C. Liu, H. Jiang, and Y. Yao, *Phys. Rev. B* **84**, 195430 (2011).
- [8] C.-C. Liu, W. Feng, and Y. Yao, *Phys. Rev. Lett.* **107**, 076802 (2011).
- [9] M. Ezawa, *Phys. Rev. Lett.* **109**, 055502 (2012).
- [10] Andrew J. Mannix, X.-F. Zhou, B. Kiraly, Joshua D. Wood, D. Alducin, Benjamin D. Myers, X. Liu, Brandon L. Fisher, U. Santiago, Jeffrey R. Guest, Miguel J. Yacamán, A. Ponce, Artem R. Oganov, Mark C. Hersam, and Nathan P. Guisinger, *Science*, **350**, 1513 (2015).
- [11] A. Lopez-Bezanilla and P.B. Littlewood, *Phys. Rev. B* **93**, 241405(R) (2016).
- [12] A.D. Zabolotskiy and Yu. E. Lozovik, *Phys. Rev. B* **94**, 165403 (2016).
- [13] K.F. Mak, C. Lee, J. Hone, J. Shan, and T.F. Heinz, *Phys. Rev. Lett.* **105**, 136805 (2010).
- [14] D. Xiao, G.B. Liu, W. Feng, X. Xu, and W. Yao, *Phys. Rev. Lett.* **108**, 196802 (2012).
- [15] X. Qian, J. Liu, L. Fu, and J. Li, *Science* **346**, 1344 (2014).
- [16] F. Zheng, C. Cai, S. Ge, X. Zhang, X. Liu, H. Lu, Y. Zhang, J. Qiu, T. Taniguchi, K. Watanabe, S. Jia, J. Qi, J.-H. Chen, D. Sun, J. Feng, *Adv. Mater.* **28**, 4845 (2016).
- [17] Z. Fei, T. Palomaki, S. Wu, W. Zhao, X. Cai, B. Sun, P. Nguyen, J. Finney, X. Xu, D. H. Cobden, *Nat. Phys.* **13**, 677 (2017).
- [18] L. Peng, Y. Yuan, G. Li, X. Yang, J.-J. Xian, C.-J. Yi, Y.-G. Shi, and Y.-S. Fu, *Nat. Commun.* **8**, 659 (2017).
- [19] S. Tang, C. Zhang, D. Wong, Z. Pedramrazi, H.-Z. Tsai, C. Jia, B. Moritz, M. Claassen, H. Ryu, S. Kahn, J. Jiang, H. Yan, M. Hashimoto, D. Lu, R. G. Moore, C.-C. Hwang, C. Hwang, Z. Hussain, Y. Chen, M. M. Ugeda, Z. Liu, X. Xie, T. P. Devereaux, M. F. Crommie, S.-K. Mo, Z.-X. Shen, *Nat. Phys.* **13**, 683 (2017).
- [20] S. Wu, V. Fatemi, Quinn D. Gibson, K. Watanabe, T. Taniguchi, Robert J. Cava and Pablo Jarillo-Herrero, *Science* **359**, 76 (2018).
- [21] V. Fatemi, S. Wu, Y. Cao, L. Bretheau, Quinn D. Gibson, K. Watanabe, T. Taniguchi, Robert J. Cava, and Pablo Jarillo-Herrero, *Science* **362**, 926 (2018).
- [22] E. Sajadi, T. Palomaki, Z. Fei, W. Zhao, P. Bement, C. Olsen, S. Luescher, X. Xu, Joshua A. Folk, David H. Cobden, *Science* **362**, 922 (2018).
- [23] H.-R. Chang, J. Zhou, H. Zhang, and Y. Yao, *Phys. Rev. B* **89**, 201411(R) (2014).
- [24] C.J. Tabert and E.J. Nicol, *Phys. Rev. B* **89**, 195410 (2014).
- [25] K. Sadhukhan and A. Agarwal, *Phys. Rev. B* **96**, 035410 (2017).

- (2017).
- [26] Z. Jalali-Mola and S.A. Jafari, Phys. Rev. B **98**, 195415 (2018).
- [27] T. Nishine, A. Kobayashi, and Y. Suzumura, J. Phys. Soc. Jpn. **80**,114713 (2011).
- [28] T. Nishine, A. Kobayashi, and Y. Suzumura, J. Phys. Soc. Jpn. **79**, 114715 (2010).
- [29] L. Stille, C.J. Tabert, and E.J. Nicol, Phys. Rev. B, **86**, 195405 (2012).
- [30] S. Verma, A. Mawrie, T.K. Ghosh, Phys. Rev. B, **96**, 155418 (2017).
- [31] X. Xiao, Y. Liu, and W. Wen, J. Phys.: Condens. Matter **26**, 266001(2014).
- [32] H.-J. Duan, C. Wang, S.-H. Zheng, R.-Q. Wang, D.-R. Pan, and M. Yang, Sci. Rep. **8**, 6185 (2018).
- [33] G.C. Paul, SK Firoz Islam, and A. Saha, Phys. Rev. B, **99**, 155418 (2019).
- [34] S.-H. Zhang, D.-F. Shao, and W. Yang, J. Mag. Mag. Mater. **491**, 165631 (2019).
- [35] Y. Ma, L. Kou, X. Li, Y. Dai, and T. Heine, NPG Asia Mater. **8**, 264 (2016).
- [36] S. Li, Y. Liu, Z.-M. Yu, Y. Jiao, S. Guan, X.-L. Sheng, Y. Yao, and S.A. Yang, Phys. Rev. B, **100**, 205102 (2019).
- [37] P.-J. Guo, X.-Q. Lu, W. Ji, K. Liu, and Z.-Y. Lu, Phys. Rev. B, **102**, 041109(R) (2020).
- [38] K.F. Mak, M.Y. Sfeir, Y. Wu, C.H. Lui, J.A. Misewich, and T.F. Heinz, Phys. Rev. Lett. **101**, 196405 (2008).
- [39] V.P. Gusynin, S.G. Sharapov, and J.P. Carbotte, Phys. Rev. B **75**, 165407 (2007).
- [40] T. Stauber, N.M.R. Peres, and A.K. Geim, Phys. Rev. B **78**, 085432 (2008).
- [41] Z. Li and J.P. Carbotte, Phys. Rev. B **86**, 205425 (2012).
- [42] A. Carvalho, R.M. Ribeiro, and A.H. Castro Neto, Phys. Rev. B **88**, 115205 (2013).
- [43] H. Rostami and R. Asgari, Phys. Rev. B **89**, 115413 (2014).
- [44] P. DiPietro, F.M. Vitucci, D. Nicoletti, L. Baldassarre, P. Calvani, R. Cava, Y.S. Hor, U. Schade, and S. Lupi, Phys. Rev. B **86**, 045439 (2012).
- [45] Z. Li and J.P. Carbotte, Phys. Rev. B **87**, 155416 (2013).
- [46] X. Xiao and W. Wen, Phys. Rev. B **88**, 045442 (2013).