

On the swelling properties of pom-pom polymers in dilute solutions. Part 1: symmetric case

Khristine Haydukivska*, Ostap Kalyuzhnyi, Viktoria Blavatska, Jaroslav Ilnytskyi

Institute for Condensed Matter Physics of the National Academy of Sciences of Ukraine, 1, Svientsitskii Str., 79011 Lviv, Ukraine

Abstract

We consider the simplest representative of the class of multiply branched polymer macromolecules, known as a pom-pom structure. The molecule consists of a backbone linear chain terminated by two branching points with functionalities (numbers of side chains) of f_1 and f_2 , respectively. In a symmetrical case, considered in the present study, one has $f_1 = f_2 = f$ with the total number of chains $F = 2f + 1$. Whereas rheological behaviour of melts of pom-pom molecules are intensively studied so far, we turn our attention towards conformational properties of such polymers in a regime of dilute solution. The universality concept, originated in the critical phenomena and in scaling properties of polymers, is used in this study. To be able to compare the outcome of the direct polymer renormalization approach with that obtained via dissipative particle dynamics simulations, we concentrated on the universal ratios of the shape characteristics. In this way the differences in the energy and length scales are eliminated and the universal ratios depend only on space dimension, solvent quality and a type of molecular branching. Such universal ratios were evaluated both for a whole molecule and for its individual branches. For some shape properties, theory and simulations are in excellent agreement, for other we found the interval of F where both agree reasonably well. Combination of theoretical and simulation approaches provide thorough quantitative description of the peculiarities of swelling effects and spatial extension of pom-pom molecules and are compared with the known results for simpler molecular topologies.

Keywords: polymers, shape characteristics, continuous chain model, dissipative particle dynamics

*Corresponding author

Email address: wja4eslaw@gmail.com (Khristine Haydukivska)

1. Introduction

Prediction of the effects of branching on the properties of macromolecules in solution is a problem of continuing interest in polymer physics since the pioneering work of Zimm and Stockmayer in 1949 [1]. The simplest representative of this class of polymers is the so-called star polymer architecture with a number of linear branches radiating from a single branching point, which is thoroughly studied by now [2]. However, from industrial point of view the studies of macromolecules of more complex structure are very important, since regular star type branching is not the only one that makes its way into commercial polymers. The multiply- and hyper-branched polymers attract a lot of attention due to the high processability of such objects: their properties can be tuned by controlling number, length, and distribution of branches along the backbone chain.

It is established, that polymer melts of macromolecules with multiple branching sites have rheological properties that differ distinctly from those of linear or short-branched star polymers due to effects of entanglement between molecules [3, 4]. Typical example are commercial polymer melts, such as low density polyethylene (LDPE), which consists of linear polyethylene backbones with attached alkyl branches. The multiple long-chain branches influence the processing properties considerably and results in lowering the viscosity and occurrence of strain-hardening phenomenon in uniaxial extensional flow [5].

In this concern, different kinds of model branched polymer structures can be considered, e.g. the H-shape [6, 7] or more general comb-shape [8, 9, 10, 11, 12] architectures. The simplest model of polymer architecture that correctly captures the nonlinear rheological characteristics of commercial long-chain branched polymers, coined the term of a pom-pom structure [13]. This class of branched polymers can be considered as a generalization of H-polymer structure. The molecule consists of a backbone linear chain with two branching points of functionalities f_1 and f_2 at its both ends (see Fig. 1). For simplicity, in what follows we will consider the case when the lengths of the radiating branches and backbone are equal: $L_i = L$, $i = 1, \dots, F$, where $F \equiv f_1 + f_2 + 1$ denotes the total number of linear strands in pom-pom topology. Note, that historically such a structure is mentioned for the first time in the work of Zimm and Stockmayer [1], as a “chain with two branch units”, whereas in some other papers (like Ref. 14) such architecture is called “dumbbell model”. Introduction of this model was a breakthrough in the field of viscoelastic constitutive equations. Linear and nonlinear rheology of model branched polymers with pom-pom architecture was investigated in Refs. [5, 15, 16, 17]. The series of highly entangled polystyrenes with pom-pom architecture synthesized anionically [18]. Recently, the macromolecules of poly(lactic acid) (PLA), one of the most successful environment-friendly commercial polymers, were synthesized [19] both in star-shape and pom-pom-like shapes to compare the properties of these topologies.

Whereas the viscoelastic and dynamical properties of dense melts of multiply branched polymers are of principal importance from industrial and technological points of view, the conformational properties of such macromolecules in a very

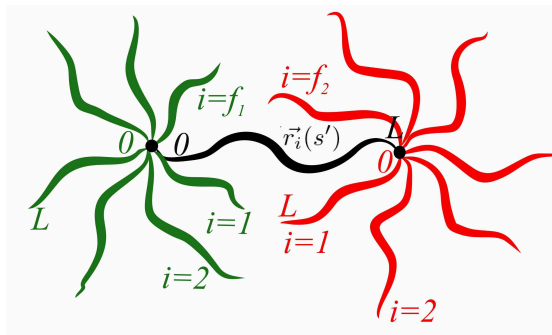


Figure 1: Schematic presentation of a pom-pom polymer structure. The backbone linear chain has two branching points at both of its ends, with functionalities f_1 and f_2 , respectively.

diluted regime also attract considerable interest. Good example of practical applications of dilute polymer solutions is their use as lubricants. Here molecular topology of a polymer plays an important role, e.g. the use of star polymers allows not only to modify viscosity of a solution but also to improve certain other properties of lubricants[20]. It is a well established fact that branched polymers are characterised by lower intrinsic viscosity than their linear counterparts of the same mass. In practice this fact is quantified by introducing the viscosity shrinking factor which is equal to a ratio between the viscosities of the branched and liner polymers[21, 22, 23]. The experimental values for the viscosity shrinking factor for the pom-pom polymers indicate that this ratio decreases with the increase of the level of polymer branching[22]. This is traditionally related to the fact that branched polymers are more compact in size as compared to their linear counterparts, and the effective polymer size is related directly to the intrinsic viscosity through the Flory-Fox equation[24, 25]. As suggested in Ref. 1, the level of molecular “compactization” due to the presence of branching can be characterised by the ratio between the gyration radius of branched molecule and that of the equivalent mass liner chain. This ratio has also a practical application as it is directly related to the respective change in the intrinsic viscosity of the solution[23, 26]. The size ratio of the pom-pom structure and a linear chain of the equivalent total mass in simplest case of Gaussian polymers without monomer-monomer excluded volume is given by [1, 27]:

$$g_{f_1, f_2} = \frac{3(f_1^2 + f_2^2) + 4(f_1 + f_2) + 12f_1f_2 + 1}{(f_1 + f_2 + 1)^2}. \quad (1)$$

Note that in the rest of the paper we will be interested in simplified case of so-called symmetric pom-pom molecules with $f_1 = f_2 = f$, so that

$$g_{f, f} = \frac{18f^2 + 8f + 1}{(2f + 1)^2}. \quad (2)$$

For the case of star architecture with one branching point of functionality f

the corresponding size ratio reads:

$$g(f) = \frac{3f - 2}{f^2}. \quad (3)$$

These are examples of universal characteristics in conformational properties of macromolecules, which are independent on any details of chemical structure and are governed only by so-called global parameters. In Gaussian case, the functionalities of branching points serve as global parameters. Dimensional dependence of the size ratio $g(f)$ is found by introducing the concept of excluded volume. Analytical [28, 29] and numerical [30, 31, 32, 33] studies indicate the increase of value $g(f)$ in this case as comparing with Gaussian polymers. The size ratios of H-comb polymers (which can be treated as symmetric pom-pom structure with $f = 2$) in presence of excluded volume have been estimated numerically in Refs. [34, 31, 32, 21] and analytically in Refs. [35, 36].

More subtle universal characteristics, specific to branched polymers, are the branch stretch ratio $p_e(f)$ defined as ratio of the averaged center-end distance of individual branch of star polymer to the end-to-end distance of independent linear chain of the same molecular weight, and the branch swelling ratio $p_g(f)$ given by ratio of gyration radii of individual branch of a star and that of linear chain. These ratios characterize the averaged effect of crowdedness caused by a presence of all other branches on a size of a given individual branch. For the case of star-branched polymers, these values have been thoroughly analyzed both analytically and numerically in our previous study [37].

Besides the effect of compactization, branching also drastically changes the shape characteristics of polymer macromolecules. It is convenient to characterise the asymmetry of polymer configurations in terms of rotationally invariant universal quantities [38, 39] constructed as combinations of the components of the gyration tensor, such as the asphericity A_d . This quantity takes on a maximum value of unity for a completely stretched configuration, and equals zero for the spherical form. In general, to characterize the level of “spherization” of the branched polymer, the ratio of asphericities of branched structure and the linear chain of the total molecular weight can be considered [30]. The shape characteristics of H-polymers have been studied numerically in [40, 41].

Whereas size and shape characteristics of star-branched and H-polymers have been thoroughly analyzed so far via both numerical and analytical approaches, much less attention had been paid in this concern to pom-pom architecture. The aim of our study is to contribute into the statistical description of conformation properties of macromolecules of symmetric pom-pom topology in dilute solutions. To this end, we apply both the analytical approach, based on continuous polymer model and renormalization scheme, and numerical mesoscopic dissipative particle dynamics based simulations. Both methods allow us to obtain quantitative estimates for the set of universal size and shape characteristics of interest.

The layout of the rest of the paper is as follows. The next Section 2 2 is dedicated to analytical analysis of the problem of interest. We introduce the continuous model presentation of pom-pom molecule, shortly describe the direct

polymer renormalization approach and present our results up to the first order of perturbation theory expansion. In the following Section 3.3 we cover the mesoscopic simulation approach of dissipative particle dynamics and provide our numerical results obtained by it. We end up by giving conclusions and outlook.

2. Theoretical approach

2.1. Continuous chain model

In the frames of continuous chain model [42], the pom-pom structure as presented in Fig. 1 is considered as a set of F trajectories of length L , parametrized by radius vectors $\mathbf{r}_i(s)$, $0 \leq s \leq L$, $i = 1, \dots, F$. Hamiltonian of such structure reads:

$$H_F = \frac{1}{2} \sum_{i=1}^F \int_0^L ds \left(\frac{d\mathbf{r}_i(s)}{ds} \right)^2 + \frac{u}{2} \sum_{i,j=1}^F \int_0^L ds' \int_0^L ds'' \delta(\mathbf{r}_i(s') - \mathbf{r}_j(s'')) \quad (4)$$

where the first term describes the chain connectivity and the second one corresponds to excluded volume interaction with coupling constant u . Note that, by performing the dimensional analysis of couplings in above expression, we find that $[u] = [L]^{(4-d)/2}$. The ‘‘upper critical’’ value of space dimension $d_c = 4$, at which the coupling becomes dimensionless, is important in developing the renormalization scheme, as will be shown in next section.

The topology itself is taken into account when introducing the partition function for the special topology. For the star-like structure with f_s branches it can be determined as:

$$Z_{f_s}^{\text{star}} = \frac{1}{Z_0^{\text{star}}} \int D\mathbf{r}(s) \prod_{i=1}^{f_s} \delta(\mathbf{r}_i(0)) e^{-H_{f_s}}, \quad (5)$$

where the product of δ -functions describes the fact that all trajectories \mathbf{r}_i , $i = 1, \dots, f_s$ start at the same point and Z_0 is a partition function of a Gaussian molecule is:

$$Z_0^{\text{star}} = \int D\mathbf{r}(s) \prod_{i=1}^{f_s} \delta(\mathbf{r}_i(0)) e^{-\frac{1}{2} \sum_{i=1}^{f_s} \int_0^L ds \left(\frac{d\mathbf{r}_i(s)}{ds} \right)^2}. \quad (6)$$

The partition function for pom-pom structure is given by:

$$Z_{f_1, f_2}^{\text{pom-pom}} = \frac{1}{Z_0^{\text{pom-pom}}} \int D\mathbf{r}(s) \prod_{i=1}^{f_1} \prod_{j=1}^{f_2} \delta(\mathbf{r}_i(0) - \mathbf{r}_0(0)) \delta(\mathbf{r}_j(0) - \mathbf{r}_0(L)) e^{-H}, \quad (7)$$

where we count the main backbone chain as 0th, and a set of f_1 and f_2 trajectories start at its origin ($\mathbf{r}_0(0)$) and end point ($\mathbf{r}_0(L)$), correspondingly. The

partition function of corresponding Gaussian molecule reads

$$Z_0^{\text{pom-pom}} = \int D\mathbf{r}(s) \prod_{i=1}^{f_1} \prod_{j=1}^{f_2} \delta(\mathbf{r}_i(0) - \mathbf{r}_0(0)) \times \delta(\mathbf{r}_j(0) - \mathbf{r}_0(L)) e^{-\frac{1}{2} \sum_{i=0}^{f_1+f_2+1} \int_0^L ds \left(\frac{d\mathbf{r}_i(s)}{ds} \right)^2}. \quad (8)$$

2.2. Direct renormalization method

On the base of continuous chain model the observables are expressed as perturbation theory series in coupling constant u , which diverge in the limit of $L \rightarrow \infty$. These divergencies need to be eliminated to receive the universal values of the parameters under consideration. For this purpose the direct renormalization method was developed by des Cloiseaux [43]. The key point of the method is to introduce the renormalization factors that are directly connected to the observable physical quantities and allow to remove the divergences. In order to receive the finite values of observables one needs to evaluate them at the corresponding fixed points (FPs) of the renormalization group.

The FPs values do not depend on the topology of the macromolecule, and as a result can be calculated in the simplest case of single linear chain. The task of calculating the FP starts from obtaining the partition function of two interacting polymers $Z(L, L)$. It is also important to introduce the renormalization factors $[Z(L, u_0)]^{-2}$, with Z being the partition function of a single chain and $\chi_0(L, \{x_0\})$ – a so-called swelling factor connected to end-to-end distance $\chi_0 = \langle R_e^2 \rangle / L$. A renormalized coupling constant can be presented as:

$$u_R(u_0) = -[Z(L, u_0)]^{-2} Z(L, L) [2\pi\chi_0(L, u_0)]^{-2+\epsilon/2}, \quad (9)$$

where $\epsilon = 4 - d$ is a deviation from upper critical dimension for the coupling constant u_0 . Taking a limit of infinitely long chain in this expression one can receive the fixed values of coupling constants:

$$\lim_{L \rightarrow \infty} u_R(u_0) = u_R^*. \quad (10)$$

In the first order of perturbation theory one has [43]:

$$\text{Gaussian : } u_R^* = 0, \quad \text{at } d \geq 4, \quad (11)$$

$$\text{Pure : } u_R^* = \frac{\epsilon}{8}. \quad \text{at } d < 4. \quad (12)$$

Here, Eq. (11) corresponds to the idealized Gaussian molecule without any interactions between monomers, whereas Eq. (12) describes the influence of excluded volume effect.

2.3. The Douglas-Freed approximation for the size ratios

It is known that a reasonably good agreement between the results obtained via renormalization group approach and the experiment is achieved when at

least the second order terms in coupling constant u_0 are taken into account. In some cases this requires performing massive calculations. Continuous chain model can be related to the two parameter model at $d = 3$, and then the approximation can be used within a renormalization group approach developed by Douglas and Freed [36] that allows for better match between renormalisation group in the first order with the experimental data.

Within the renormalization group approach any observable can be presented in a form of universal function. The expression for gyration radius reads

$$\langle R_g^2 \rangle = \langle R_g^2 \rangle_0 \left(\frac{2\pi N}{\Lambda} \right)^{2\nu(\eta)-1} f_p(\eta), \quad (13)$$

with N being the number of monomers, Λ is a coarse-graining length scale, and $f_p(\eta)$ is a function that equals 1 for $\eta = 0$ (Gaussian chain) and $1 + a$ when $\eta \rightarrow \infty$ which corresponds to the case of good solvent and a is topology dependent. Equation (13) has the same form for any polymer topology, and as a result the size ratio of gyration radii of macromolecules of two topologies can be presented as:

$$g_x = \frac{\langle R_{g,1}^2 \rangle_0}{\langle R_{g,2}^2 \rangle_0} \frac{1 + a_1}{1 + a_2}. \quad (14)$$

In the frames of the renormalization group approach, parameters a can be obtained when deriving (13) for a particular topology [36] considering at least terms of the order of ϵ^2 . However, when that is impossible, it was suggested to use the results from the two-parameter model for which the gyration radius can be presented in the first order of perturbation parameter z as:

$$\langle R_g^2 \rangle = \langle R_g^2 \rangle_0 (1 + Cz), \quad (15)$$

with C being the the function of branching parameters calculated in three dimensional space related to the parameter a for gyration radius via:

$$a = \frac{3}{32}C - \frac{1}{4}. \quad (16)$$

2.4. Results

2.4.1. Partition function

We start with considering the partition function of a pom-pom polymer which is determined by expression (7). Following the general scheme as given in Ref. 43, and generalized to more complex polymer topologies in previous works [44, 45], we evaluate it as a perturbation theory series in an excluded volume coupling constant u . We restrict ourself to the first order of expansion in u and a symmetrical case of $f_1 = f_2 = f$. In order to calculate the corresponding expression, it is useful to exploit the diagrammatic technique (see Fig. 2). The corresponding combinatorial factors should be prescribed to each diagram. The diagram Z_1 corresponds to all the excluded volume interactions within one chain, it should be taken with pre-factor $2f + 1$. Diagram Z_2 denotes the contributions

from all the interactions between two chains that are separated by one branching point and thus contain a pre-factor $2f + 2f(f - 1)$. Diagram Z_3 corresponds to interactions between chains separated by two branching points and thus has a pre-factor f^2 . Diagram Z_4 appears only once, while Z_5 is to be taken with combinatorial factor $2f$. Corresponding analytical expressions read:

$$Z_1 = \frac{u(2\pi)^{-d/2}L^{2-d/2}}{(1-d/2)(2-d/2)}, \quad (17)$$

$$Z_2 = \frac{u(2\pi)^{-d/2}L^{2-d/2}(2^{2-d/2} - 2)}{(1-d/2)(2-d/2)}, \quad (18)$$

$$Z_3 = \frac{u(2\pi)^{-d/2}L^{2-d/2}(3^{2-d/2} - 2^{3-d/2} + 1)}{(1-d/2)(2-d/2)}. \quad (19)$$

Evaluating the contributions as series in deviation from the upper critical dimension $\epsilon = 4 - d$, we receive:

$$Z_1 = u_0 \left(-\frac{2}{\epsilon} - 1 \right), \quad (20)$$

$$Z_2 = u_0 \left(\frac{2}{\epsilon} + 1 - \ln(2) \right), \quad (21)$$

$$Z_3 = u_0 (2 \ln(2) - \ln(3)), \quad (22)$$

where we made the reduced coupling constant is $u_0 = u(2\pi)^{-d/2}L^{2-d/2}$.

As a result, we obtain the expression for the partition function of pom-pom structure in one-loop approximation:

$$\begin{aligned} Z_{f,f}^{\text{pom-pom}} = 1 - u_0 & \left(\frac{2f(f-1) - 2}{\epsilon} - 2f - 1 + \right. \\ & \left. + (2f + f(f-1))(1 - \ln(2)) + f^2(2 \ln(2) - \ln(3)) \right). \end{aligned} \quad (23)$$

In what follows, the partition function (23) will be used in evaluation of the

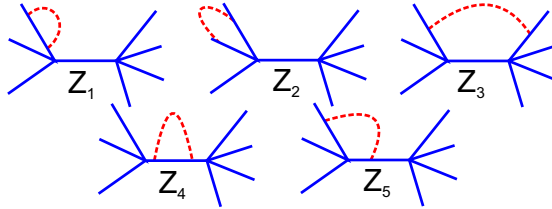


Figure 2: Diagrammatic presentations of the contributions to the partition function up to the first order of perturbation theory in coupling constant u . The solid lines are schematic presentations of polymer strands and dash line represents a two monomer excluded volume interaction.

averaged values of observables under interest, defined by:

$$\begin{aligned} \langle(\dots)\rangle &= \frac{1}{Z_{f,f}^{pom-pom}} \prod_{i=1}^f \prod_{j=1}^f \int D\mathbf{r}(s) \times \\ &\times \delta(\mathbf{r}_i(0) - \mathbf{r}_0(0)) \delta(\mathbf{r}_j(0) - \mathbf{r}_0(L)) e^{-H(\dots)}. \end{aligned} \quad (24)$$

2.4.2. Size characteristics

To describe the size properties of the pom-pom polymer structure we will concentrate attention on a number of characteristics, which can be to some extent related to previous research on the subject.

End-to-end distances in pom-pom structure. We start with considering the end-to-end distances in pom-pom structure, that can be useful to characterise the spatial extensions of molecule in solvent. Here we are considering:

1) distance between the free end of randomly chosen branch (side chain) in one of the “pom” structure and its host branching point, thus defined as:

$$\langle r_{\text{branch}}^2 \rangle = \frac{1}{f} \sum_{i=1}^f \langle (\mathbf{r}_i(L) - \mathbf{r}_i(0))^2 \rangle; \quad (25)$$

2) the end-to-end distance for the backbone:

$$\langle r_{\text{backbone}}^2 \rangle = \langle (\mathbf{r}_0(L) - \mathbf{r}_0(0))^2 \rangle; \quad (26)$$

3) distance between the free ends of two randomly chosen branches of the same “pom”:

$$\langle r_{f_1, f_1}^2 \rangle = \frac{2}{f(f-1)} \sum_{i,j=1}^f \langle (\mathbf{r}_i(L) + \mathbf{r}_j(L))^2 \rangle; \quad (27)$$

4) distance between the free ends of two randomly chosen branches of different “poms”:

$$\langle r_{f_1, f_2}^2 \rangle = \frac{1}{f^2} \sum_{i,j=1}^f \langle (\mathbf{r}_i(L) + \mathbf{r}_0(L) + \mathbf{r}_j(L))^2 \rangle. \quad (28)$$

To find the corresponding analytical expression for the first quantity, we use the identity:

$$\begin{aligned} \langle (\mathbf{r}_i(L) - \mathbf{r}_i(0))^2 \rangle &= -2 \frac{d}{d|\mathbf{k}|^2} \xi_e(\mathbf{k})_{\mathbf{k}=0}, \\ \xi_e(\mathbf{k}) &\equiv \langle e^{-\iota \mathbf{k}(\mathbf{r}_i(L) - \mathbf{r}_i(0))} \rangle, \end{aligned} \quad (29)$$

where ι is a complex unity. Exploiting the same scheme, as for partition function in previous section, we obtain:

$$\langle r_{\text{branch}}^2 \rangle = Ld \left(1 + u \left(\frac{2}{\epsilon} - 1 - \frac{f}{3} - 2f(\ln(2) - \ln(3)) \right) \right). \quad (30)$$

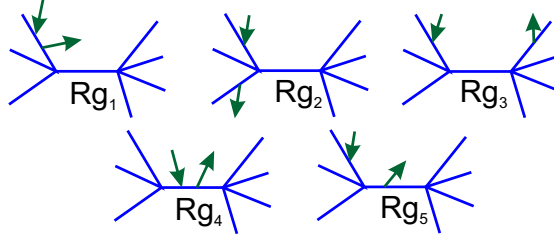


Figure 3: Diagrammatic presentation of contribution into $\xi(\mathbf{k})$ in Gaussian approximation. The solid lines are schematic presentations of polymer strands each of the length L and arrows represent the so-called restriction points s_1 and s_2 .

In the similar way can be defined the corresponding identities for the remaining quantities and the expressions will read:

$$\langle r_{backbone}^2 \rangle = Ld \left(1 + u \left(\frac{2}{\epsilon} - 1 + 2f \ln(2) - \frac{f}{2} + \frac{f^2}{6} \right) \right), \quad (31)$$

$$\langle r_{f_1, f_1}^2 \rangle = 2Ld \left(1 + u \left(\frac{2}{\epsilon} - \frac{4f + 9}{12} - 2f(\ln(2) - \ln(3)) \right) \right), \quad (32)$$

$$\langle r_{f_1, f_2}^2 \rangle = 3Ld \left(1 + u \left(\frac{2}{\epsilon} + \frac{\ln(2)(2f - 2)}{3} + \frac{\ln(3)(1 + 2f)}{3} - \frac{f^2 - 9f - 10}{18} \right) \right). \quad (33)$$

Gyration radii

Within the continuous chain model the gyration radiuses for the pom-pom polymer structure can be presented as:

$$\langle R_g^2 \rangle = \frac{1}{2L^2(F)^2} \sum_{i,j=0}^F \int_0^L \int_0^L ds_1 ds_2 \langle (\mathbf{r}_i(s_2) - \mathbf{r}_j(s_1))^2 \rangle, \quad (34)$$

where F is a total number of branches for which the gyration radius is calculated. Again, we can consider different special cases:

1) radius of gyration of a single branch in a “pom”, averaged over all linear strands in the structure

$$\langle r_{g,branch}^2 \rangle = \frac{1}{2L^2(F-1)^2} \sum_{i=1}^F \int_0^L \int_0^L ds_1 ds_2 \langle (\mathbf{r}_i(s_2) - \mathbf{r}_i(s_1))^2 \rangle; \quad (35)$$

2) radius of gyration of a backbone

$$\langle r_{g,backbone}^2 \rangle = \frac{1}{L^2} \int_0^L \int_0^L ds_1 ds_2 \langle (\mathbf{r}_0(s_2) - \mathbf{r}_0(s_1))^2 \rangle; \quad (36)$$

3) radius of gyration of one “pom”

$$\langle r_{g,pom}^2 \rangle = \frac{1}{2L^2 f^2} \sum_{i=1}^f \int_0^L \int_0^L ds_1 ds_2 \langle (\mathbf{r}_i(s_2) - \mathbf{r}_i(s_1))^2 \rangle; \quad (37)$$

4) radius of gyration of the full structure $\langle R_{g,pom-pom}^2 \rangle$, given by Eq. (34). It is useful to present the identity:

$$\begin{aligned} \langle (\mathbf{r}_i(s_2) - \mathbf{r}_j(s_1))^2 \rangle &= -2 \frac{d}{d|\mathbf{k}|^2} \xi(\mathbf{k})_{\mathbf{k}=0}, \\ \xi(\mathbf{k}) &\equiv \langle e^{-i\mathbf{k}(\mathbf{r}_i(s_2) - \mathbf{r}_j(s_1))} \rangle. \end{aligned} \quad (38)$$

and evaluate $\xi(\mathbf{k})$ in path integration approach. In calculations of the contributions to $\xi(\mathbf{k})$, it is convenient to use the diagrammatic presentation, as given in Fig. 3 for the Gaussian chain. It is interesting to note that diagrams in Figs. 2 and 3 look similar with only difference that in first case we consider them with interaction points and in second case with the restriction points, however the pre-factor will be the same.

In the case of a single branch in one of the “poms” we have:

$$\langle r_{g,branch}^2 \rangle = \frac{dL}{6} \left(1 + \frac{2u_0}{\epsilon} + u_0 \left(-\frac{13}{12} + \frac{89}{6}f + 36f(\ln(2) - \ln(3)) \right) \right) \quad (39)$$

while the expression for a backbone reads:

$$\langle r_{g,backbone}^2 \rangle = \frac{dL}{6} \left(1 + \frac{2u_0}{\epsilon} + u_0 \left(-\frac{13}{12} + \frac{35f}{4} + \frac{f^2}{12} - 12f \ln(2) \right) \right) \quad (40)$$

Combined gyration radiuses of all the branches on one side of of a single “pom” is given by the expression:

$$\begin{aligned} \langle r_{g,pom}^2 \rangle &= \langle R_{g,star}^2 \rangle_0 \left(1 + \frac{2u_0}{\epsilon} + \frac{u_0}{12(3f-2)} \right. \\ &\times (864(\ln(2) - \ln(3))f^2 - 1680 \ln(2)f + \\ &\left. + 1728 \ln(3)f + 304f^2 - 48 \ln(2) - 633f - 1) \right). \end{aligned} \quad (41)$$

Note that the prefactor $\langle R_{g,star}^2 \rangle_0 = \frac{dL(3f-2)}{6f}$ in this expression reproduces the known value of gyration radius of individual star polymer.

Finally, for the gyration radius of the whole structure we obtained an expression:

$$\begin{aligned} \langle R_{g,pom-pom}^2 \rangle &= \langle R_{g,pom-pom}^2 \rangle_0 \left(1 + u_0 \left(\frac{2}{\epsilon} \right. \right. \\ &+ \frac{1}{12(6f+1)} (12f^4 + 1296f^3 \ln(3) \\ &- 864f^3 \ln(2) - 972 \ln(3)f^2 + 1056 \ln(2)f^2 \\ &\left. \left. - 648f^3 - 192 \ln(2)f + 246f^2 + 52f - 13) \right) \right) \end{aligned} \quad (42)$$

with prefactor giving the corresponding value of Gaussian structure

$$\langle R_{g,pom-pom}^2 \rangle_0 = \frac{dL}{6(2f+1)^2} \left(3f^2 + \frac{4}{3}f + \frac{1}{6} \right). \quad (43)$$

Note that here we present results for the ϵ -expansion whereas expressions as the functions of the space dimension are provided in the appendix.

2.4.3. Universal size ratios

Within the continuous chain model all the parameters are calculated in the limit of infinitely long chains thus in order to compare results of calculations with ether experimental data or results from numerical simulations it is traditional [36, 1, 44] to consider a size ratio between the structure of interest (in this case pom-pom one) and a simpler one. Such ratios are universal (see 2.3), thus do not depend on the length scale of the molecule and allow to quantitatively compare two structures with different topologies. In this work we consider two of such ratios:

$$g_s = \frac{\langle R_{g,star}^2 \rangle}{\langle R_{g,pom-pom}^2 \rangle}, \quad (44)$$

$$g_c = \frac{\langle R_{g,pom-pom}^2 \rangle}{\langle R_{g,chain}^2 \rangle}, \quad (45)$$

where $\langle R_{g,star}^2 \rangle$ is a gyration radius of a star polymer of the same total molecular weight F [44]:

$$\langle R_{g,star}^2 \rangle = \frac{dL(12F^2 + 8F + 1)}{6(2F + 1)} \left(1 + \frac{2u_0}{\epsilon} + \frac{u_0}{12(6F + 1)} (576 \ln(2)F^2 - 192 \ln(2)F - 312F^2 + 78F - 13) \right) \quad (46)$$

and $\langle R_{g,chain}^2 \rangle$ is gyration radius of chain of length F [43] :

$$\langle R_{g,chain}^2 \rangle = \frac{dL}{6(FL)} \left(1 + \frac{2u_0}{\epsilon} + u_0 \ln(FL) - \frac{13}{12} \right). \quad (47)$$

We obtained the following estimates:

$$\begin{aligned} g_s &= \frac{12f^2 + 8f + 1}{18f^2 + 8f + 1} \left(1 - \frac{u_0 f^2}{(6f + 1)(18f^2 + 8f + 1)} (648 \ln(3)f^2 - 1296 \ln(2)f^2 \right. \\ &\quad \left. + 6f^3 - 378 \ln(3)f + (360f + 72) \ln(2) + 145f^2 - 81 \ln(3) + 160f + 40) \right), \quad (48) \\ g_c &= \frac{18f^2 + 8f + 1}{(2f + 1)^3} \left(1 - u_0 \left(\frac{27 \ln(3)f^2(3 - 4f)}{18f^2 + 8f + 1} + \frac{f(1 - f)(f^2 - 53f - 13)}{18f^2 + 8f + 1} \right. \right. \\ &\quad \left. \left. + \frac{8 \ln(2)f(9f - 2)(f - 1)}{18f^2 + 8f + 1} + \ln(1 + 2f) \right) \right). \quad (49) \end{aligned}$$

We evaluate the expressions (48) and (49) at fixed point (12) for the case of three dimensional space ($\epsilon = 1$).

Another interesting quantity is the ratio of the end-to-end distances of free ends of a branch on one “pom” (defined by Eq. (27)) versus that on different “poms” (Eq. (28)):

$$g_e = \frac{\langle r_{f_1, f_1}^2 \rangle}{\langle r_{f_1, f_2}^2 \rangle}, \quad (50)$$

which can characterise so-called “acylindricity” of pom-pom structure. Using expressions (32) and (33), we evaluate the ratio:

$$g_e = \frac{2}{3} \left(1 + u_0 \left(\frac{1}{3}(4f - 1)(\ln(3) - 2 \ln(2)) - \frac{7}{36} + \frac{f}{6} - \frac{f^2}{18} \right) \right). \quad (51)$$

Again, we evaluate it at substituting the fixed point value (12) for the case of three dimensional space ($\epsilon = 1$).

Another set of stretching and swelling ratios are introduced to describe the effects of crowdedness caused by presence of many entangled polymer strands of pom-pom structure on the properties of its individual branches. As it was mentioned above, we distinguish between the backbone strand and side chains, which are expected to demonstrate different stretching behavior. To illustrate this we consider a set of stretch and swelling ratios:

$$p_{e,c/a} = \frac{\langle r_{backbone}^2 \rangle}{\langle r_{branch}^2 \rangle}, \quad p_{g,c/a} = \frac{\langle r_{g,backbone}^2 \rangle}{\langle r_{g,branch}^2 \rangle}, \quad (52)$$

$$p_{e,c/ch} = \frac{\langle r_{backbone}^2 \rangle}{\langle r_{chain}^2 \rangle}, \quad p_{g,c/ch} = \frac{\langle r_{g,backbone}^2 \rangle}{\langle r_{g,chain}^2 \rangle}, \quad (53)$$

$$p_{e,a/ch} = \frac{\langle r_{branch}^2 \rangle}{\langle r_{chain}^2 \rangle}, \quad p_{g,a/ch} = \frac{\langle r_{g,branch}^2 \rangle}{\langle r_{g,chain}^2 \rangle}. \quad (54)$$

In analytical evaluation up to the first order of perturbation theory we obtain:

$$p_{e,c/a} = 1 + u_0 \left(\frac{f}{6}(24 \ln(2) - 1 + f - 12 \ln(3)) \right), \quad (55)$$

$$p_{e,c/ch} = 1 - u_0 \left(\frac{f}{2} - \frac{f^2}{6} - 2f \ln(2) \right), \quad (56)$$

$$p_{e,a/ch} = 1 - u_0 \left(\frac{f}{3} + 2f(\ln(2) - \ln(3)) \right), \quad (57)$$

$$p_{g,c/a} = 1 - \frac{f u_0}{12} (73 - f + 576 \ln(2) - 432 \ln(3)), \quad (58)$$

$$p_{g,c/ch} = 1 - u_0 \left(12f \ln(2) - \frac{35f}{4} - \frac{f^2}{12} \right), \quad (59)$$

$$p_{g,a/ch} = 1 + \frac{u_0 f}{6} (89 + 216 \ln(2) - 216 \ln(3)). \quad (60)$$

The quantitative estimates of above expressions as functions of branching parameter can be obtained by substituting the fixed point values (12) for the case

of three dimensional space ($\epsilon = 1$). However those numbers will allow for only qualitative comparison with results received in simulation. The better quantitative comparison for the one loop approximation of the ratios g_c and g_s can be reached by using the approach proposed by Douglas and Freed [36]. Results for other ratios can not be determined through this approximation as they are much more sensitive to the excluded volume interaction and for the quantitative comparison with the results of simulation a higher orders of perturbation theory are required.

The results for all the ratios are discussed in details in the next section, alongside with their comparison with the computer simulation data.

3. Simulation approach

3.1. Dissipative particle dynamics simulations

In this paper we are using the dissipative particle dynamics (DPD), a mesoscopic simulation technique following closely Ref. 46. In this approach the polymer and solvent molecules are modeled as soft beads of equal size, each representing a group of atoms. The length-scale is given by the diameter of a soft bead, and the energy unit is $k_B T$, where k_B is the Boltzmann constant and T is the temperature. Monomers in a polymer chain are bonded via harmonic springs resulting in a force:

$$\mathbf{F}_{ij}^B = -k\mathbf{x}_{ij}, \quad (61)$$

where k is the spring constant, and $\mathbf{x}_{ij} = \mathbf{x}_i - \mathbf{x}_j$, \mathbf{x}_i and \mathbf{x}_j are the coordinates of i th and j th bead, respectively. The non-bonding force \mathbf{F}_{ij} acting on the i th bead as the result of its interaction with its j th counterpart is expressed as a sum of three contributions

$$\mathbf{F}_{ij} = \mathbf{F}_{ij}^C + \mathbf{F}_{ij}^D + \mathbf{F}_{ij}^R, \quad (62)$$

where \mathbf{F}_{ij}^C is the conservative force responsible for the repulsion between the beads, \mathbf{F}_{ij}^D is the dissipative force mimicking the friction between them and the random force \mathbf{F}_{ij}^R works in pair with a dissipative force to thermostat the system. The expression for all these three contribution are given below [46]

$$\mathbf{F}_{ij}^C = \begin{cases} a(1 - x_{ij})\frac{\mathbf{x}_{ij}}{x_{ij}}, & x_{ij} < 1, \\ 0, & x_{ij} \geq 1, \end{cases} \quad (63)$$

$$\mathbf{F}_{ij}^D = -\gamma w^D(x_{ij})(\mathbf{x}_{ij} \cdot \mathbf{v}_{ij})\frac{\mathbf{x}_{ij}}{x_{ij}^2}, \quad (64)$$

$$\mathbf{F}_{ij}^R = \sigma w^R(x_{ij})\theta_{ij}\Delta t^{-1/2}\frac{\mathbf{x}_{ij}}{x_{ij}}, \quad (65)$$

where a is the amplitude for the conservative repulsive force, $x_{ij} = |\mathbf{x}_{ij}|$, $\mathbf{v}_{ij} = \mathbf{v}_i - \mathbf{v}_j$, \mathbf{v}_i is the velocity of the i th bead. The dissipative force has an amplitude γ and decays with distance according to the weight function $w^D(x_{ij})$.

The amplitude for the random force is σ and the respective weight function is $w^R(x_{ij})$. θ_{ij} is the Gaussian random variable. As was shown by Español and Warren [47], to satisfy the detailed balance requirement, the amplitudes and weight functions for the dissipative and random forces should be interrelated: $\sigma^2 = 2\gamma$ (we choose $\gamma = 6.75$, $\sigma = \sqrt{2\gamma} = 3.67$ here) and $w^D(x_{ij}) = [w^R(x_{ij})]^2$. Here we use the weight functions quadratically decaying with a distance:

$$w^D(x_{ij}) = [w^R(x_{ij})]^2 = \begin{cases} (1 - x_{ij})^2, & x_{ij} < 1, \\ 0, & x_{ij} \geq 1. \end{cases} \quad (66)$$

Because each bead represents an atomic conglomerate rather than a single atom, the interaction potentials between beads are effective, i.e. depend on the density and the temperature. Groot and Warren [46], back in 1997, suggested parametrization approach based on matching the compressibility of the simulated model system to that of water at normal conditions. This yields the amplitude for the conservative repulsive force $a = 25$ at reduced number density $\rho^* = N/V = 3$ of beads (N is the total number of beads in the simulation box of volume V). These particular parameters have been used in a numerous studies by many authors since then, including some of ours [48, 49, 37] and prove their reliability. Therefore, here we use the same set of parameters. We consider the case of infinitely diluted pom-pom polymer. To avoid possible artifacts of the periodic boundary conditions the dimensions of a cubic simulation box was chosen to be at least $1.75(3N_f - 1)^{0.59}$, where N_f is number of beads in a single arm of pom-pom polymer.

The set of universal size ratios of a pom-pom polymer, as introduced in Sec.2, is obtained from the simulations in the $d = 3$ space. As already pointed out in Sec.2, the pom-pom architecture can be split for the analysis into three constituents: the left- and the right-hand poms and the backbone. In this study the case of a symmetric pom-pom is considered only, $f_1 = f_2 = f$ (the total number of branches is, therefore, $F = 2f + 1$). The non-symmetric case will be the subject of a separate study. The length of each branch, N_f , is the same for all branches and we consider two cases: $N_f = 8$ and $N_f = 16$. Results for both cases are found to agree well within respective numerical errors, following the previous findings that the coarse-grained chain in DPD approach reaches scaling regime at the length of about 10 monomers [48, 49]. In this case the universal shape characteristics became independent on the chain length [49]. The case of athermal solvent is assumed, where the amplitude a of a repulsive force in Eq. (63) is set equal to 25 for all combinations of the interacting beads: polymer-polymer, solvent-solvent and polymer-solvent.

The time-step is 0.04 in reduced units. In most cases about $4 \cdot 10^6$ DPD steps are performed at each number of branches F . The first $4 \cdot 10^5$ steps are allowed for the system equilibration and are skipped from the analysis. The error estimates are made by splitting the duration of a productive run into four equal intervals and evaluation the partial averages A_i , $i = 1 - 4$ for a given property A in each of them. The final average is $\langle A \rangle = \frac{1}{4} \sum_{i=1}^4 A_i$, whereas the conservative

estimate for the standard error is assumed as $e(A) = \left(\frac{1}{4} \sum_{i=1}^4 (A_i - \langle A \rangle)^2 \right)^{\frac{1}{2}}$.

3.2. Simulation results

The cases considered in the simulation part of this study include the pom-pom polymer with the total number of branches ranging from $F = 1$ to 17. The case $F = 1$ represents rather formal limit with no poms and only a backbone of N_f beads being present, it turned to be useful for extrapolation of some results. The other limit case, $F = 3$, reduces pom-pom polymer to a linear chain of a total length of $3N_f$ beads, as far as both poms and a backbone are linear chains of N_f beads. The molecular topology of the $F = 5$ pom-pom is often termed as a H-polymer [31, 27, 40]. We should remark that the task to match the simulation results, obtained on a model system of a moderate size and with coarse-grained potentials, to the experimental findings obtained on real systems is nontrivial. Given the range of existing experimental, theoretical and simulation approaches that use different length scales and interaction potentials, we see the reason of comparing universal dimensionless size ratios instead.

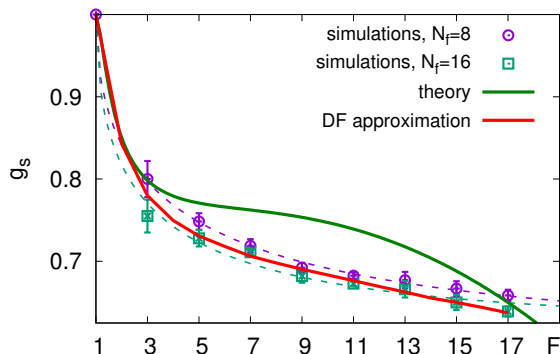


Figure 4: Size ratio g_s as a function of the number of branches F . Simulation data of the pom-pom structure with both $N_f = 8$ and $N_f = 16$ are shown and indicated in the figure. Dashed lines show their numeric fits: $g_s \approx 1 - 0.39(1 - e^{-0.52\sqrt{F-1}})$ and $g_s \approx 1 - 0.38(1 - e^{-0.66\sqrt{F-1}})$, respectively. Solid green curve shows theoretical results in the first order of coupling constant given by Eq. (44), red solid line – the same as latter, but with the use of the Douglas-Freed approximation[36].

Let us start from the results obtained for the g_s universal size ratio as defined in Eq. (44). It measures the extent to which the star polymer with F branches is more compact in its shape than the symmetric pom-pom polymer with the same total number of branches F . The results are visualized in Fig. 4. First, note that the simulation data obtained for $N_f = 8$ and $N_f = 16$ coincide within respective numeric errors and their numeric fits, shown in the caption of this figure, contain very close coefficient. Another note is the presence of a formal limit $g_s = 1$ at $F = 1$, and at $F = 3$ the meaning of $g_s(3)$ coincides with that

for the size ratio $g(3)$ between the star and a linear chain, as defined in Ref. 37. Both values are found to be the same, $g_s(3) \approx g(3) \approx 0.8$, see Fig. 4 of this study and Fig. 2 in Ref. 37. With the increase of F , both theoretical result and the simulation data show the decrease of g_s in Fig. 4, indicating a more compact size of a star comparing to an equivalent pom-pom, which is expected due to their respective molecular architectures. Both methods give quite close results at $F = 1 - 5$ and $F = 15 - 17$, but at other values of F the discrepancy between the results still does not exceed 7%. Let us note that the Douglas-Freed approximation for the theoretical results agree extremely well with the simulation data in the whole interval of values $1 < F < 17$ being considered. This approximation maps to some extent higher order terms of perturbation theory indicating that these are needed indeed to achieve better match between the theory and the simulation data.

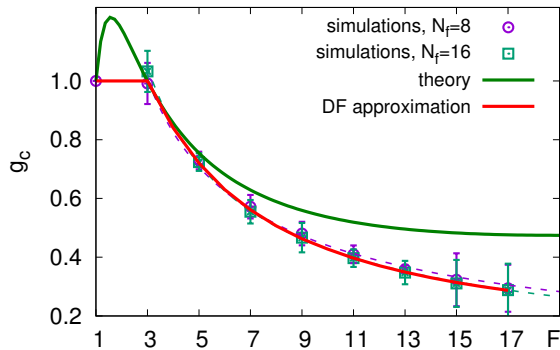


Figure 5: The same as in Fig. 4 but for the size ratio g_c given by Eq. (45). Numeric fits are: $g_c \approx 2.14F^{-0.69}$ and $g_c \approx 2.37F^{-0.74}$ for the $N_f = 8$ and $N = 16$ cases, respectively.

The g_c universal size ratio is defined in Eq. (45). It characterizes compactness of the pom-pom polymer with F branches comparing to the linear chain of the length $N_f F$ beads with the increase of F . The results are shown in Fig. 5 and, similar to the g_s ratio, the simulation data for the $N_f = 8$ and 16 cases are extremely close. One should note again that at $F = 1$ and 3 the ratio $g_c = 1$ by its definition. At $F > 3$ the dependence can be fitted well by a power law indicated in the figure caption. We observe much steeper decay here than for the g_s . It is to be expected as both a star and a pom-pom are much more compact compared to the equivalent molecular mass linear chain, see Fig. 2 in Ref. 37 and Fig. 5 in a current study. Hence, g_s provides the ratio between the squared gyration radii of two relatively compact objects and, hence at $F > 3$ it is found in a rather narrow interval of $0.65 < g_s < 0.8$. Let us also note, that the results for g_c obtained theoretically and via computer simulations match each other very well for $F \leq 7$. It is also worth mentioning that the simulation give stronger effect of pom-pom “compactization” with respect to the linear chain than predicted by a theory, in contrary to all other ratios considered below.

Again, the Douglas-Freed approximation agree very well with the simulation data at $1 < F < 17$.

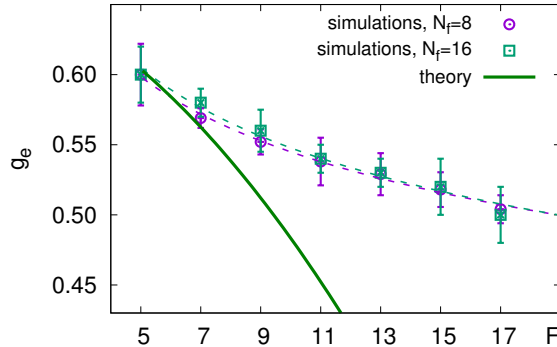


Figure 6: The same as in Fig. 4 but for the ratio asymmetry ratio g_e given by Eq. (50). Numeric fits are: $g_e \approx 0.74F^{-0.14}$ and $g_e \approx 0.76F^{-0.14}$ for the $N_f = 8$ and $N = 16$ cases, respectively.

Analysis of the shape characteristics of a pom-pom molecule as a single entity is completed by considering the asymmetry ratio g_e defined in Eq. (50). It is based on evaluation of the average distances between the ends of the branches. More precisely, it is the ratio between the average intra-pom end-to-end distance and its inter-pom counterpart. This ratio provides an average pom-pom anisotropy measured perpendicularly and parallel to the line connecting two of its branching points. By definition, it is defined at $F \geq 5$ only. The plot for g_e , shown in Fig. 6, shows an excellent agreement between the theory and computer simulations at $F \leq 7$. With the increase of F , the theory predicts more rapid decrease of g_e , in contrary to the case of g_c . The simulation data for $N_f = 8$ and 16 coincide again and indicate rather moderate rate for the g_e decrease with F , fitted well by the power law expressions provided in the figure caption.

Let us consider the stretch and swelling ratios $p_{e,c/a}$ and $p_{g,c/a}$, defined in Eq. (52), now. The former quantifies the squared end-to-end distance of a backbone compared to that for pom branches, the latter – the same for the squared gyration radius. Both are plotted in Fig. 7. We will remark these ratios are both equal to 1 only at the formal limit $F = 1$. At $F = 3$, when the pom-pom reduces itself to a three-part linear chain, the magnitudes of both ratios are higher than one, i.e. a backbone is on average more stretched than pom branches. This is explained by clamping of the backbone ends to the ends of the pom branches and, therefore, restricting the ability of a backbone to adopt a compact coil form. Both $p_{e,c/a}$ and $p_{g,c/a}$ ratios increase with the growth of F . This is attributed to the fact that both poms are getting gradually denser (see the effect for a single star polymer in Ref. 37) and, as a consequence, stretch a backbone that links them. In this case, lowering of the internal energy contribution to the free energy compensate the decrease of a conformation entropy of

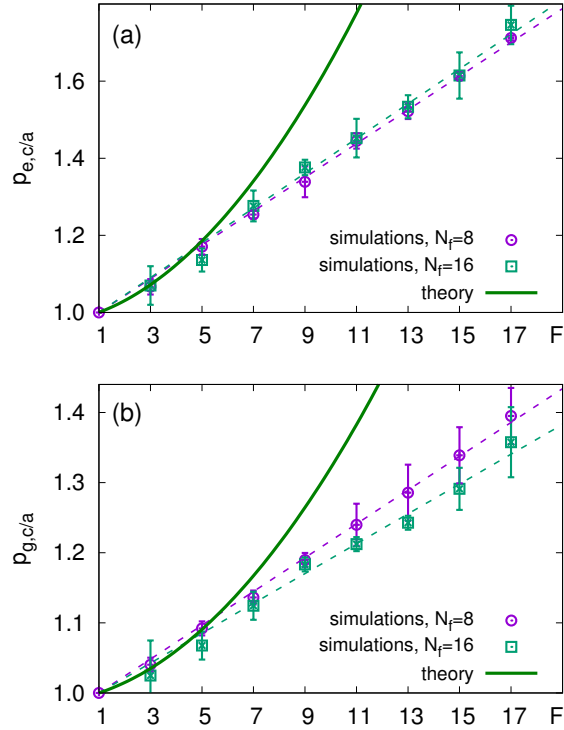


Figure 7: (a) The stretch ratio $p_{e,c/a}$ as a function of number of branches F , numeric fits are: $p_{e,c/a} \approx 1 + 0.044(F - 1)$ and $p_{e,c/a} \approx 1 + 0.045(F - 1)$ for the $N_f = 8$ and $N_f = 16$ cases, respectively. (b) The same for the swelling ratio $p_{g,c/a}$, numeric fits are: $p_{g,c/a} \approx 1 + 0.024(F - 1)$ and $p_{g,c/a} \approx 1 + 0.021(F - 1)$ for the $N_f = 8$ and $N_f = 16$ cases, respectively. Theoretical results are given by Eqs. (55) and (58), respectively.

the stretched backbone. Simulation data for $N_f = 8$ and 16 agree well within the numerical accuracy of simulations given by the error bars. Let us also note that the theoretical results given by Eqs. (55) and (58) predict stronger and a non-linear growth of both ratios with F . The simulation data show the dependence close to linear, numeric fits are given in the caption of Fig. 7. We see that the rate of the $p_{e,c/a}$ growth with F is almost twice higher than that for $p_{g,c/a}$.

The second pair of stretch and swelling ratios $p_{e,c/ch}$ and $p_{g,c/ch}$ characterize the backbone end-to-end distance and the squared gyration radius compared to their counterparts of a single free chain with the same number of monomers N_f , see definitions (53). Their dependencies on F are shown in Fig. 7 and again the simulation data for $N_f = 8$ and 16 agree well within the estimated numerical accuracy. The theoretical results given by Eqs. (56) and (59) agree very well with the simulation data at $F \leq 7$ but predict stronger non-linear growth with F comparing to the simulation data at higher F . Simulation data again is fitted

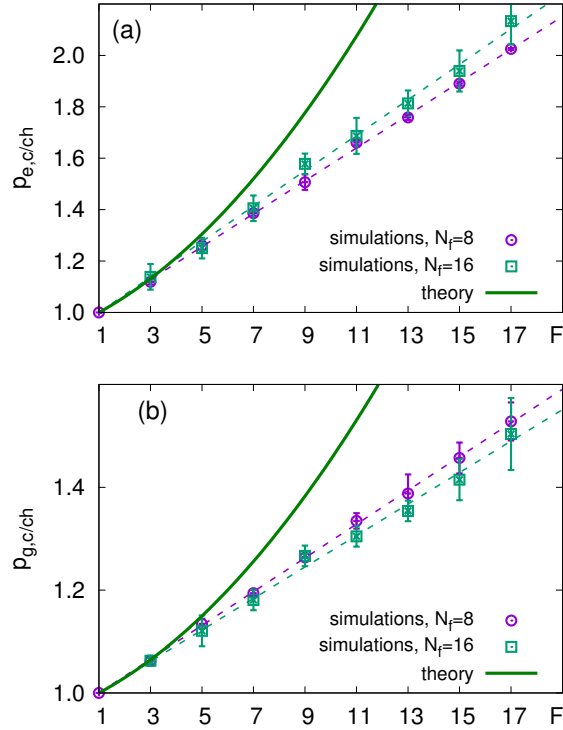


Figure 8: (a) The stretch ratio $p_{e,c/ch}$ as a function of number of branches F , numeric fits are: $p_{e,c/ch} \approx 1 + 0.064(F - 1)$ and $p_{e,c/ch} \approx 1 + 0.069(F - 1)$ for the $N_f = 8$ and $N_f = 16$ cases, respectively. (b) The same for the swelling ratio $p_{g,c/ch}$, numeric fits are: $p_{g,c/ch} \approx 1 + 0.033(F - 1)$ and $p_{g,c/ch} \approx 1 + 0.031(F - 1)$ for the $N_f = 8$ and $N_f = 16$ cases, respectively. Theoretical results are given by Eqs. (56) and (59), respectively.

well by linear forms provided in the caption of Fig. 7. By comparing respective fitting expressions, one may conclude that the effect of the backbone stretch with the increase of F is much stronger than the stretch of the pom branches, when compared to the free linear chain.

This, indeed is found in the direct evaluation of the related ratios, $p_{e,a/ch}$ and $p_{g,a/ch}$ defined in Eq. (54). Both are shown in Fig. 9 and one can see that their magnitudes does not exceed 1.2 and 1.1, respectively at the maximum number of branches $F = 17$ being considered. These are 1.5 – 2 times lower than the maximum values for $p_{e,c/ch}$ and $p_{g,c/ch}$ in Fig. 8. Here one can see that the theoretical result given by Eqs. (57) and (60) increases linearly with F , but the overall shape of the simulation data dependencies display bending at higher F . We tried several fitting expressions including power-law and logarithmic functions, but to less success than the rational fractions as indicated in the caption of Fig. 9. We also found good agreement between the $N_f = 8$ and

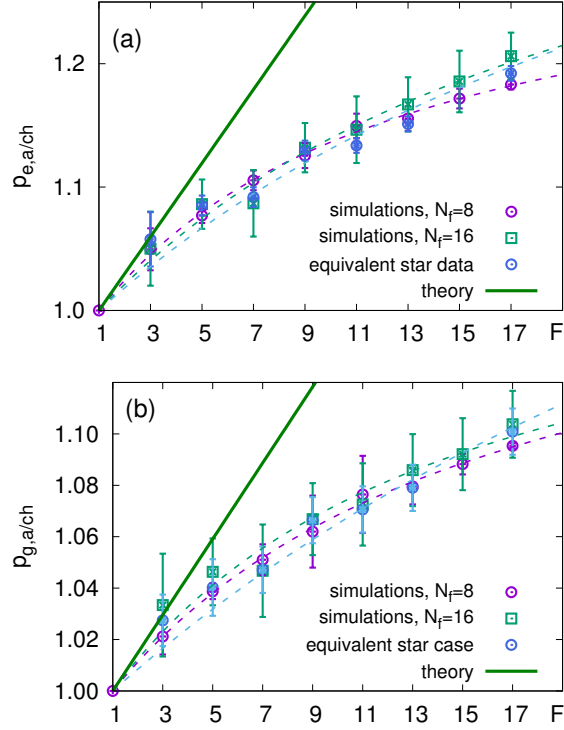


Figure 9: (a) The stretch ratio $p_{e,a/ch}$ as a function of number of branches F , simulation data for the equivalent star case (see explanation in the text) is also shown and indicated. Numeric fits are: $p_{e,a/ch} \approx \frac{1+0.109(F-1)}{1+0.083(F-1)}$, $p_{e,a/ch} \approx \frac{1+0.070(F-1)}{1+0.047(F-1)}$ and $p_{e,a/ch} \approx \frac{1+0.052(F-1)}{1+0.033(F-1)}$ for the $N_f = 8$, $N_f = 16$ and equivalent star cases, respectively. (b) The same for the swelling ratio $p_{g,a/ch}$, numeric fits are: $p_{g,a/ch} \approx \frac{1+0.075(F-1)}{1+0.063(F-1)}$, $p_{g,a/ch} \approx \frac{1+0.084(F-1)}{1+0.071(F-1)}$ and $p_{g,a/ch} \approx \frac{1+0.031(F-1)}{1+0.022(F-1)}$ for the $N_f = 8$, $N_f = 16$ and equivalent star cases, respectively. Theoretical results are given by Eqs. (57) and (60), respectively.

$N_f = 16$ cases. One should also note that $p_{e,a/ch}$ and $p_{g,a/ch}$ ratios for the pom branches quantify the same effect of their stretch with the increase of F , as the $p_e(f)$ and $p_g(f)$ defined in Ref. 37 for a single star with f branches. We compared effects in both cases taking into account that the single star-like polymer representing each pom in a pom-pom architecture has $f' = (F-1)/2+1$ branches, assuming that the backbone is shared between the two pom as an additional branch for each pom. The simulation data for a single star with f' branches should be matched then with the data obtained for the pom-pom polymer with $F = 2f' - 1$ total branches. This is confirmed in Fig. 9, where the pom-pom and the equivalent single star polymer with f branches of $N_f = 8$ monomers each are compared and found to match really well within the accuracy of simulations. Hence, one may conclude that both poms, in terms of the stretch

of their branches, behave almost exactly the same as free stars.

Based on the error estimates indicated in each of Figs. 4-9, one can note that the dissipative particle dynamics simulations provide variable but reasonable accuracy for all shape characteristics being introduced and evaluated in this study.

It is important to note at this point that both methods have their strong sides as well as limitations. On one hand, the definition of the polymer topology in the continuous chain model through the partition function allows to describe relatively easy a wide range of topologies in one loop approximation, however the calculations of the higher orders of perturbation theory, that are necessary for a better agreement, become extremely time consuming as well as requiring a much more complicated mathematics. Also the use of perturbation theory limits the model to the cases with low values of branching parameter F , thus leading to some discrepancies as compared with the simulations.

On the other hand, a DPD simulations were conducted with a soft potential, in contrast to a hard delta-potential in the theory. It is known that the use of such a potential provides correct scaling behaviour for the linear chain see ref. [48] and references therein, but one is limited in terms of a system size and simulation times to make the expenditure of computer time feasible.

Although, both theory and simulations are contributing to the discrepancies between their respective findings, the agreement found between simulations and the theory at moderate F is very encouraging. On a top of that, an excellent agreement between the theoretical results using the Douglas-Freed approximation and the simulations in a broad interval of F was a complete surprise which calls for the further investigation in this direction.

4. Conclusion

In this paper we combine theoretical studies and computer simulations to evaluate the set of universal size ratios of the symmetric pom-pom polymers. The study is motivated by the role of the macromolecular shape in a range of applications. Theoretical approach is centered around direct renormalization of the Edwards continuous chain model and involves evaluation of the pom-pom size ratios characterizing both the whole molecule and its individual branches in the first order in $\epsilon = 4 - d$ expansion. Computer simulations employ the dissipative particle dynamics mesoscopic simulation technique for the pom-pom polymer in a good solvent with two cases of the branch length of 8 and 16 beads being considered. We found that the universal ratios for the shape characteristics obtained at these two branch lengths do agree well within their respective numerical errors.

The stretch and “compactization” of the pom-pom polymer as a whole and of its individual branches that belong to poms and to its backbone, with the increase of the total number of branches F , are characterised by 9 universal ratios. Some of them are introduced in this study for the first time. We should note that the theoretical and the computation models do differ essentially in

their respective description of the polymer structure on both energy and length scales. Despite that, we found an excellent agreement between the theoretical and simulation results for almost all universal ratio of size characteristics at moderate values of $F \leq 7$. On a top of that, truly remarkable agreement between the simulations and the theoretical results for the two ratios, for which one can use of the Douglas-Freed approximation, in the whole interval of F being considered, was a complete surprise. We see in this the true manifesto to the universality concept in relation to the polymer properties. Still, the discrepancies between the at higher F may be attributed to the need to evaluate higher order approximations in the theory, but may also be the consequence of the soft nature of the interaction potentials used in the dissipative particles dynamics.

The work may be extended in several directions, e.g. by: performing higher order calculations in the theory; considering the shape of the asymmetric pom-pom polymers; studying aggregation of amphiphilic pom-pom polymers, considering their shape in a Poiseuille flow, etc.

Appendix

Here, we provide a list of the expressions for the Gyration radii in general space dimension.

Gyration radius of a linear chain:

$$\langle R_{g,chain}^2 \rangle = \frac{dL}{6} \left(1 + u_0 \frac{2d^4 - 56d^3 + 376d^2 - 544d}{d(d-6)(d-8)(d-10)(d-2)(d-4)} \right). \quad (67)$$

Gyration radius of a star polymer with F branches:

$$\begin{aligned} \langle R_{g,star}^2 \rangle = & \frac{dL(3F-2)}{6F^2} (1 + u_0 \times \\ & \left(\frac{2^{4-d/2}((F-1)dF(d-2)(d^2-26d+136) + 1920(F-2))}{d(d-6)(d-8)(d-10)(d-2)(d-4)(3F-2)} \right. \\ & - \frac{2(F-2)(4F(d-10)(d-12)(d^2-6d+32) - 3d^4)}{d(d-6)(d-8)(d-10)(d-2)(d-4)(3F-2)} \\ & \left. - \frac{2(F-2)(84d^3 - 948d^2 + 5424d - 15360)}{d(d-6)(d-8)(d-10)(d-2)(d-4)(3F-2)} \right) \Bigg). \quad (68) \end{aligned}$$

Gyration radius of a pom-pom polymer:

$$\begin{aligned}
\langle R_{g,pom-pom}^2 \rangle &= \frac{dL(18f^2 + 8f + 1)}{6(2f + 1)^2} (1 + u_0 \times \\
&\frac{2(18f^2 + 8f + 1)^{-1}}{d(d-6)(d-8)(d-10)(d-2)(d-4)} \times \\
&\left(3^{2-d/2} f^2 (864d(2f+1)(d-10) - (7680(f+5))(f-1)) \right. \\
&-d(2f+1)(2f+7)(d-14)(d^2-14d+88) \\
&+2^{3-d/2}(6d^{10}f^3 - 3d^{10}f^2 - 348d^9f^3 - 3d^{10}f + 174d^9f^2 \\
&+8208d^8f^3 + 174d^9f - 4104d^8f^2 - 103392d^7f^3 - 4104d^8f \\
&+51696d^7f^2 + 772704d^6f^3 + 51696d^7f - 409392d^6f^2 \\
&-3690432d^5f^3 + 6d^4f^4 - 374832d^6f + 2536416d^5f^2 \\
&+12444676d^4f^3 - 168d^3f^4 + 11520d^6 + 1499616d^5f \\
&-14055948d^4f^2 - 32222320d^3f^3 + 1704d^2f^4 - 345600d^5 \\
&-2305542d^4f + 57583408d^3f^2 + 56771504d^2f^3 - 7392df^4 \\
&+3916800d^4 - 4624760d^3f - 129395664d^2f^2 - 44241344df^3 \\
&+11520f^4 - 20736000d^3 + 22117272d^2f + 110606144df^2 + 23040f^3 \\
&+50503680d^2 - 22115104df - 38400f^2 - 44236800d + 3840f) \\
&-12d^{10}f^4 + 21d^{10}f^3 + 696d^9f^4 + 15d^{10}f^2 - 1218d^9f^3 \\
&-17568d^8f^4 - 18d^{10}f - 870d^9f^2 + 31032d^8f^3 \\
&+255168d^7f^4 + 1044d^9f + 21672d^8f^2 - 458640d^7f^3 - 2374848d^6f^4 \\
&-26928d^8f - 306864d^7f^2 + 4369104d^6f^3 + 14845824d^5f^4 \\
&+406944d^7f + 2755440d^6f^2 - 28019232d^5f^3 - 62656524d^4f^4 \\
&-3988512d^6f - 16518240d^5f^2 + 121049120d^4f^3 \\
&+170944848d^3f^4 + 26346816d^5f + 66920439d^4f^2 - 336146816d^3f^3 \\
&-267636048d^2f^4 - 116785160d^4f - 176687348d^3f^2 + 532141120d^2f^3 \\
&+176961984df^4 - 2d^4 + 330403040d^3f + 270763044d^2f^2 - 353938816df^3 \\
&-23040f^4 + 48d^3 - 529000672d^2f - 176930608df^2 + 92160f^3 \\
&\left. -376d^2 + 353905792df - 38400f^2 + 960d - 30720f) \right), \tag{69}
\end{aligned}$$

with f being the number of side branches on one branching center of the pom-pom, making that a total amount of branches $F = 2f + 1$

In general, these expressions can be presented as $\langle R_{g,x}^2 \rangle = \langle R_{g,x}^2 \rangle_0 (1 + u_0 X(F, d))$, and the coefficients of the two parameter model (15) can be determined from the expression:

$$C(F) = F^{-d/2} X(F, d = 3). \tag{70}$$

References

- [1] Bruno H. Zimm and Walter H. Stockmayer. The dimensions of chain molecules containing branches and rings. *The Journal of Chemical Physics*, 17(12):1301–1314, dec 1949.
- [2] Yu.Holovatch Ch. von Ferber. Field-theoretical renormalization group analysis for the scaling exponents of star polymers. *Condens. Matter Phys.*, 5(1):117–136, sep 2002.
- [3] Joachim Meissner. Modifications of the weissenberg rheogoniometer for measurement of transient rheological properties of molten polyethylene under shear. comparison with tensile data. *Journal of Applied Polymer Science*, 16(11):2877–2899, November 1972.
- [4] Tom McLeish. On the trail of topological fluids. *Physics World*, 8(3):32–38, mar 1995.
- [5] T. C. B. McLeish and R. G. Larson. Molecular constitutive equations for a class of branched polymers: The pom-pom polymer. *Journal of Rheology*, 42(1):81–110, January 1998.
- [6] Jacques Roovers. Melt rheology of h-shaped polystyrenes. *Macromolecules*, 17(6):1196–1200, November 1984.
- [7] T. C. B. McLeish. Molecular rheology of h-polymers. *Macromolecules*, 21(4):1062–1070, July 1988.
- [8] J.E.L. Roovers. Synthesis and solution properties of comb polystyrenes. *Polymer*, 16(11):827–832, November 1975.
- [9] J. Roovers. Synthesis and dilute solution characterization of comb polystyrenes. *Polymer*, 20(7):843–849, July 1979.
- [10] J. E. G. Lipson, D. S. Gaunt, M. K. Wilkinson, and S. G. Whittington. Lattice models of branched polymers: combs and brushes. *Macromolecules*, 20(1):186–190, January 1987.
- [11] Liming Wang and William P. Weber. Synthesis and properties of novel comb polymers: unsaturated carbosilane polymers with pendent oligo(oxyethylene) groups. *Macromolecules*, 26(5):969–974, September 1993.
- [12] W. Radke and A. H. E. Müller. Synthesis and characterization of comb-shaped polymers by sec with on-line light scattering and viscometry detection. *Macromolecules*, 38:3949–3960, March 2005.
- [13] G. Bishko, T. C. B. McLeish, O. G. Harlen, and R. G. Larson. Theoretical molecular rheology of branched polymers in simple and complex flows: The pom-pom model. *Physical Review Letters*, 79(12):2352–2355, September 1997.

- [14] Uwe Bayer and Reimund Stadler. Synthesis and properties of amphiphilic “dumbbell”-shaped grafted block copolymers, 1. anionic synthesis via a polyfunctional initiator. *Macromolecular Chemistry and Physics*, 195(8):2709–2722, August 1994.
- [15] R. S. Graham, T. C. B. McLeish, and O. G. Harlen. Using the pom-pom equations to analyze polymer melts in exponential shear. *Journal of Rheology*, 45(1):275–290, January 2001.
- [16] Evelyne van Ruymbeke, Michael Kapnistos, Dimitris Vlassopoulos, Tianzi Huang, and Daniel M. Knauss. Linear melt rheology of pom-pom polystyrenes with unentangled branches. *Macromolecules*, 40(5):1713–1719, March 2007.
- [17] Xue Chen, M. Shahinur Rahman, Hyojoon Lee, Jimmy Mays, Taihyun Chang, and Ronald Larson. Combined synthesis, TGIC characterization, and rheological measurement and prediction of symmetric h polybutadienes and their blends with linear and star-shaped polybutadienes. *Macromolecules*, 44(19):7799–7809, October 2011.
- [18] Jens Kromann Nielsen, Henrik Koblitz Rasmussen, Martin Denberg, Kristoffer Almdal, and Ole Hassager. Nonlinear branch-point dynamics of multiarm polystyrene. *Macromolecules*, 39(25):8844–8853, December 2006.
- [19] Liangliang Gu, Yuwen Xu, Grant W. Fahnhorst, and Christopher W. Macosko. Star vs long chain branching of poly(lactic acid) with multifunctional aziridine. *Journal of Rheology*, 61(4):785–796, July 2017.
- [20] TX) Kiovisky, Thomas E. (Houston. Star-shaped dispersant viscosity index improver, March 1978.
- [21] Fardin Khabaz and Rajesh Khare. Effect of chain architecture on the size, shape, and intrinsic viscosity of chains in polymer solutions: A molecular simulation study. *The Journal of Chemical Physics*, 141(21):214904, December 2014.
- [22] Daniel M. Knauss and Tianzi Huang. Star-block-linear-block-star triblock (pom-pom) polystyrene by convergent living anionic polymerization. *Macromolecules*, 35(6):2055–2062, March 2002.
- [23] Gaëlle Le Fer, Yuanyuan Luo, and Matthew L. Becker. Poly(propylene fumarate) stars, using architecture to reduce the viscosity of 3d printable resins. *Polym. Chem.*, 10(34):4655–4664, July 2019.
- [24] Guy C. Berry. An approximation for the intrinsic viscosity of brush-shaped polymers. *International Journal of Polymer Analysis and Characterization*, 12(4):273–284, 2007.

- [25] Chong Meng Kok and Alfred Rudin. Relationship between the hydrodynamic radius and the radius of gyration of a polymer in solution. *Makromol, Chem., Rapid Commun.*, 2(11):655–659, 1981.
- [26] Bruno H. Zimm and Ralph W. Kilb. Dynamics of branched polymer molecules in dilute solution. *Journal of Polymer Science*, 37(131):19–42, 1959.
- [27] Wolfgang Radke and Axel H. E. Müller. Mean square radius of gyration and hydrodynamic radius of jointed star (dumbbell) and h-comb polymers. *Macromolecular Theory and Simulations*, 5(4):759–769, July 1996.
- [28] Akira Miyake and Karl F. Freed. Internal chain conformations of star polymers. *Macromolecules*, 17(4):678–683, jul 1984.
- [29] J. L. Alessandrini and M. A. Carignano. Static scattering function for a regular star-branched polymer. *Macromolecules*, 25(3):1157–1163, may 1992.
- [30] Jannis Batoulis and Kurt Kremer. Thermodynamic properties of star polymers: good solvents. *Macromolecules*, 22(11):4277–4285, nov 1989.
- [31] Marvin Bishop and Craig J. Saltiel. Radius of gyration of uniform h-comb polymers in two and three dimensions. *The Journal of Chemical Physics*, 99(11):9170–9171, December 1993.
- [32] Marvin Bishop and Craig J. Saltiel. Brownian dynamics simulation of uniform comb polymers in three dimensions. *The Journal of Chemical Physics*, 98(2):1611–1612, January 1993.
- [33] Gaoyuan Wei. Shapes and sizes of gaussian macromolecules. 1. stars and combs in two dimensions. *Macromolecules*, 30(7):2125–2129, apr 1997.
- [34] Marvin Bishop and Craig J. Saltiel. Brownian dynamics simulation of uniform comb polymers in two dimensions. *The Journal of Chemical Physics*, 97(2):1471–1472, July 1992.
- [35] D.S. Gaunt M.K. Kosmas and S.G. Whittington. Journal of physics a: Mathematical and general dimensions of the branches of a uniform brush polymer. *Journal of Physics A: Mathematical and General*, 22(23):3452–3456, 1989.
- [36] Jack Douglas and Karl F. Freed. Renormalization and the two-parameter theory. *Macromolecules*, 17(11):2344–2354, November 1984.
- [37] Ostap Kalyuzhnyi, Kristine Haidukivska, Viktoria Blavatska, and Jaroslav Ilnytskyi. Universal size and shape ratios for arms in star-branched polymers: Theory and mesoscopic simulations. *Macromolecular Theory and Simulations*, 28(4):1900012, April 2019.

- [38] J.A. Aronovitz and D.R. Nelson. Universal features of polymer shapes. *Journal de Physique*, 47(9):1445–1456, 1986.
- [39] J Rudnick and G Gaspari. The asph erity of random walks. *Journal of Physics A: Mathematical and General*, 19(4):L191–L193, March 1986.
- [40] Steven Zweier and Marvin Bishop. The shapes of h-comb polymers. *The Journal of Chemical Physics*, 131(11):116101, September 2009.
- [41] Christian von Ferber, Marvin Bishop, Thomas Forzaglia, Cooper Reid, and Gregory Zajac. The shapes of simple three and four junction comb polymers. *The Journal of Chemical Physics*, 142(2):024901, January 2015.
- [42] S F Edwards. The statistical mechanics of polymers with excluded volume. *Proceedings of the Physical Society*, 85(4):613, 1965.
- [43] Jaques des Cloizeaux and Gerard Jannink. *Polymers in Solution: their modelling and structure*. Clarendon Press:Oxford, 1991.
- [44] V Blavatska, C von Ferber, and Yu Holovatch. Disorder effects on the static scattering function of star branched polymers. *Condensed Matter Physics*, 15(3):33603, sep 2012.
- [45] V Blavatska and R Metzler. Conformational properties of complex polymers: rosette versus star-like structures. *Journal of Physics A: Mathematical and Theoretical*, 48(13):135001, mar 2015.
- [46] Robert D. Groot and Patrick B. Warren. Dissipative particle dynamics: Bridging the gap between atomistic and mesoscopic simulation. *The Journal of Chemical Physics*, 107(11):4423–4435, sep 1997.
- [47] P Español and P Warren. Statistical mechanics of dissipative particle dynamics. *Europhysics Letters (EPL)*, 30(4):191–196, may 1995.
- [48] Jaroslav M. Ilnytskyi and Yuriy Holovatch. How does the scaling for the polymer chain in the dissipative particle dynamics hold? *Condensed Matter Physics*, 10(4):539, dec 2007.
- [49] O Kalyuzhnyi, J M Ilnytskyi, Yu Holovatch, and C von Ferber. Universal shape characteristics for the mesoscopic polymer chain via dissipative particle dynamics. *Journal of Physics: Condensed Matter*, 28(50):505101, oct 2016.