

# Fractal-based Belief Entropy

Qianli Zhou<sup>a</sup>, Yong Deng<sup>a,b,c,d,\*</sup>

<sup>a</sup>Institute of Fundamental and Frontier Science, University of Electronic Science and Technology of China, Chengdu 610054, China

<sup>b</sup>School of Education Shaanxi Normal University, Xi'an, 710062, China

<sup>c</sup>School of Knowledge Science, Japan Advanced Institute of Science and Technology, Nomi, Ishikawa 923-1211, Japan

<sup>d</sup>Department of Management, Technology, and Economics, ETH Zurich, Zurich, 8093, Switzerland

---

## Abstract

The total uncertainty measurement of basic probability assignment (BPA) in Dempster-Shafer evidence theory (DSET) has always been an open issue. Although some scholars put forward various measurements and entropies of BPA, due to the existence of discord and non-specificity, there is no method can measure BPA reasonably. In order to utilize BPA to practical decision-making, pignistic probability transformation of BPA is a significant method. In the paper, we simulate the pignistic probability transformation (PPT) process based on the fractal idea, which describes PPT process in detail and shows the process of information volume changes during transformation intuitively. Based on transformation process, we propose a new belief entropy called fractal-based belief (FB) entropy. After verification, FB entropy is superior to all existing belief entropies in terms of total uncertainty measurement and physical model consistency.

*Keywords:* Dempster-Shafer evidence theory, Fractal, Belief entropy, Pignistic probability transformation, Total uncertainty measurement

---

## 1. Introduction

Dempster-Shafer evidence theory (DSET) [1, 2] as a generalization of probability theory (PT) express the information by interval probabilities. For an  $n$ -element mutually exclusive set, probability distribution express its information by  $n$  probabilities, and in DSET,  $2^n$  mass functions called focal elements formed basic probability assignment (BPA) to express information. BPA utilizes more dimensional data than probability distributions, so it has the ability to express more information than probability distributions. Relying on the above advantages, DSET is widely applied in information fusion [3, 4, 5], data de-combination [6], reasoning [7], and reliability evaluation [8]. Because the power set means the combination numbers [9], the permutation numbers subset not be considered. Smarandache and Dezert [10] extended  $2^n$  to  $U^n$  to propose the Dezert-Smarandache theory (DSmT), which can express more generalized information than DSET, and Xiao [11, 12] extended BPA to the complex number field to predict interference effects in a more proper way.

In PT, Shannon entropy [13] can express the uncertainty of probability distribution, but how to measure the total uncertainty of BPA is still an open issue. BPA can be seen as formed by two properties discord and non-specificity [14]. Discord represents the conflict between elements in the framework, and non-specificity, as a differ-

---

\*Corresponding author

Email addresses: zhouqianli@std.uestc.edu.cn (Qianli Zhou), dengentropy@uestc.edu.cn (Yong Deng)

15 ence between BPA and probability distribution, represents the uncertainty of the distribution. In order to facilitate understanding, we divide common BPA measurement methods into 3 types.

**Local measurement: measure a certain characteristic of BPAs** Hohle [15] and Yager [16] respectively utilized belief function and plausibility function to calculate the confusion and dissonance of BPAs. Hartley entropy was proposed to express the non-specificity of BPA in [17]. Klir *et al.* measure the discord of BPA in [18].  
20 Harmanec *et al.* [19] proposed a method to measure the aggregate uncertainty (AU) of BPA. Jousselme *et al.* [14] substituted pignistic probability transformation in to Shannon entropy to propose ambiguity measure (AM). We proposed the belief eXtropy to measure the negation degree [20].

**Splitting method: measure uncertainty after splitting the mass functions** Pal [21] first utilized the splitting to divide the mass functions of the focal elements with  $n$  elements into  $n$  parts and then substituting them  
25 into Shannon entropy. Based on above, Deng [22, 23] splitting the mass functions to their power set, which can represent more uncertainty, and Abellán *et al.* evaluated Deng entropy and its extensions in [24, 25]. These two methods satisfy non-negativity, monotonicity, probability consistency, and additivity. However, their maximum entropy distribution is not a vacuous BPA, which is counter intuitive.

**Belief functions: measure uncertainty based on belief functions** Due to the limitations of BPA to express information, many measurements use belief functions to express its uncertainty. Wang and Song [26] utilized  
30 elements' belief (Bel) function and plausibility (Pl) function to measure the discord and non-specificity respectively (Hereinafter referred to as SU measurement). Jiroušek and Shenoy combined Pl function and Hartley entropy to proposed a new entropy (Hereinafter referred to as JS entropy) [27] and they also proposed a decomposable entropy based on commonality (q) function [28]. Yang and Han [29] proposed a novel  
35 uncertainty measure based on the distance of elements' Bel functions and Pl functions.

There are total 10 requirements for total uncertainty measurement (UM) methods of BPA in [30, 31]. Although some of them are controversial, they can evaluate UM methods comprehensively.

The elements in framework are mutually exclusive, so in process of decision-making, how to transform the BPA to probability distribution is significant. Pignistic probability transformation (PPT) is utilized in decision layer of  
40 transfer belief model (TBM) [32], which distributes the mass functions of multi-element focal elements equally under the principle of keeping the maximum uncertainty. Cobb and Shenoy [33] proposed plausibility transformation method (PTM) based on the elements' Pl functions, which has Dempster combination rule consistency. In addition, there are many methods of probability transformation methods [34] and Han *et al.* evaluated them in [35]. Probability transformation can also be regarded as the non-specificity loss. The previous methods only gave  
45 the results of the transformation, and did not describe the process of generating the probability. Therefore, their reasonability only can be evaluated from results, which is not comprehensive enough.

In the paper, we propose a possible PPT generation process based on fractal, and based on this process, we propose a new belief entropy called Fractal-based belief (FB) entropy to measure the total uncertainty of BPA. After evaluation and comparison, we prove that FB entropy can meet the requirements in numerical calculation and has  
50 a corresponding physical model. The contributions of paper is summarized as follows: (1) We first use fractal idea



**Definition 2.3 (PPT).** [32] For an  $n$ -element discernment framework  $\Theta$  with its BPA  $\mathbb{B}(2^\Theta)$ . Its pignistic probability transformation (PPT) called  $BetP(\theta_i)$  is defined as :

$$BetP(\theta_i) = \sum_{\theta_i \in F_i \text{ and } F_i \in 2^\Theta} \frac{m(F_i)}{|F_i|}, \quad (3)$$

where  $|F_i|$  is the cardinality of focal element  $F_i$ .

**Definition 2.4 (PTM).** [33] For an  $n$ -element discernment framework  $\Theta$  with its BPA  $\mathbb{B}(2^\Theta)$ . Its plausibility transformation method (PTM) called  $PnPl(\theta_i)$  is defined as :

$$PnPl(\theta_i) = \frac{Pl(\theta_i)}{\sum_{j=1}^n Pl(\theta_j)} \quad (4)$$

Besides PTM, other probability transformation methods are specializations of PPT, i.e., the support of  $m(\theta_i)$  plus the support degree of multi-element focal elements for  $\theta_i$ . Though PTM doesn't satisfy the upper and low probability rule, it is the only method satisfies the Dempster combination rule consistency [35].

**Definition 2.5 (UM).** For a discernment framework  $\Theta = \{\theta_1, \theta_2, \dots, \theta_n\}$ , its BPA is  $\mathbb{B}(2^\Theta)$ , PPT is  $P_{\mathbb{B}}(\theta_i)$ , and PPF is  $Pl\_P_m(\theta_i)$ . Common uncertainty measurements of BPA and its maximum distribution are shown in Table1.

Methods	Expression	Maximum distribution	Maximum	Remark
Ambiguity measure [14]	$H_j = -\sum_{i=1}^n P_B^{\Theta}(\theta_i) \log(P_B^{\Theta}(\theta_i))$	$P_B^{\Theta}(\theta_i) = \frac{1}{ \Theta }$	$\log( \Theta )$	Elements; Cardinality; Mass function
Confusion measurement [15]	$C_H = -\sum_{F_i \in \mathcal{Z}^{\Theta}} m(F_i) \log Bel(F_i)$	$m(\theta_i) = \frac{1}{ \Theta }$	$\log( \Theta )$	Mass function; Bel function
Dissonance measurement [16]	$E_Y = -\sum_{F_i \in \mathcal{Z}^{\Theta}} m(F_i) \log Pl(F_i)$	$m(F_i) = \frac{1}{K}, \forall 1 \rightarrow K,$ $\{F_i\} \cap \dots \cap \{F_K\} = \emptyset$	$\log( \Theta )$	Mass function; Pl function
Hartley entropy [17]	$E_H = -\sum_{F_i \in \mathcal{Z}^{\Theta}} m(F_i) \log  F_i $	$m(\Theta) = 1$	$\log( \Theta )$	Mass function; Cardinality
Discord measurement [18]	$S_{KP} = -\sum_{F_i \in \mathcal{Z}^{\Theta}} m(F_i) \log \sum_{G_i \in \mathcal{Z}^{\Theta}} m(G_i) \frac{ F_i \cap G_i }{ G_i }$	$m(\theta_i) = \frac{1}{ \Theta }$	$\log( \Theta )$	Mass function; Cardinality
Aggregate uncertainty (AU) measurement [19]	$argmax_p [-\sum_{i=1}^n p(\theta_i) \log p(\theta_i)]$	$BelP(\theta_i) = \frac{1}{ \Theta }$	$\log( \Theta )$	Mass function
Pal <i>et al.</i> 's entropy [21]	$E_p = -\sum_{F_i \in \mathcal{Z}^{\Theta}} m(F_i) \log \frac{m(F_i)}{ F_i }$	$m(F_i) = \frac{ F_i }{ \Theta  \cdot 2^{ \Theta -1}}$	$\log( \Theta  \cdot 2^{ \Theta -1})$	Mass function; Cardinality
Deng entropy [22]	$E_d = -\sum_{F_i \in \mathcal{Z}^{\Theta}} m(F_i) \log \frac{m(F_i)}{2^{ F_i -1}}$	$m(A) = \frac{2^{ F_i -1}}{\sum_{F_i \in \mathcal{Z}^{\Theta}} 2^{ F_i -1}}$	$\log(3^{ \Theta } - 2^{ \Theta })$	Mass function; power set
SU measurement [26]	$SU = \sum_{\theta_i \in \Theta} [-\frac{Pl(\theta_i) + Bel(\theta_i)}{2} \log \frac{Pl(\theta_i) + Bel(\theta_i)}{2} + Pl(\theta_i) - Bel(\theta_i)]$	$Bel(\theta_i) = 0;$ $Pl(\theta_i) = 1$	$ \Theta $	Bel function; Pl function; Elements
JS entropy [27]	$H_{js} = \sum_{F_i \in \mathcal{Z}^{\Theta}} m(F_i) \log( F_i ) - \sum_{i=1}^n PlP_m(\theta_i) \log PlP_m(\theta_i)$	$m(\Theta) = 1$	$2 \log( \Theta )$	PMTI; Hartley entropy; Elements
Decomposable entropy [28]	$H_q = \sum_{F_i \in \mathcal{Z}^{\Theta}} (-1)^{ F_i } q(F_i) \log q(F_i)$	NaN	NaN	q function; Focal element
Yang and Han's method [29]	$TU^l = 1 - \frac{1}{n} \cdot \sqrt{3} \sum_{\theta_i \in \Theta} d^l([Bel(\theta_i), Pl(\theta_i)], [0, 1])$	$m(\Theta) = 1$	1	Bel function; Pl function; Distance

Table 1: These are classical and novel uncertainty measurements of BPA. We can find that in all of entropies, only JS entropy satisfies the intuitive maximum distribution.

### 3. The process of probability transformation based on fractal

#### 3.1. Simulating probability transformation from fractal perspective

80 Even though BPA can express more information by assigning the mass functions to the multi-element focal elements, in reality, all we observe are probability distributions. So how to reasonably transform BPA into probability distribution is the key to combining BPA with practical applications. PPT as the decision-making layer in TBM, which has wide applications. We propose a process for the PPT according to fractal, assuming that the result of PPT is generated under the action of time. For 2-element discernment framework  $X = \{A, B\}$ , the process of BPA  
85 transforming into probability is shown in Figure 1.

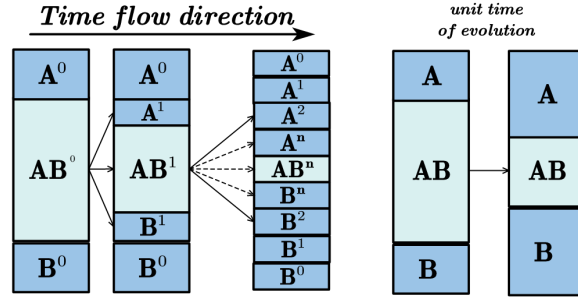


Figure 1: The left part of Figure 1 shows that mass function of  $AB$  is split to  $A$  and  $B$  in different ways over time. When  $n \rightarrow \infty$ , BPA transforms into probability distribution. For a certain unit time, right part is a step of transformation in a unit time, so we can think that the process of transformation is  $AB$  continuously splitting itself into its own power sets  $\{A, B, AB\}$ .

Self-similarity is a basic property of fractal theory, that is, in the process of fractal, the whole and part are similar. In order to show this property more clearly, we use Figure 2 to show the process of splitting.

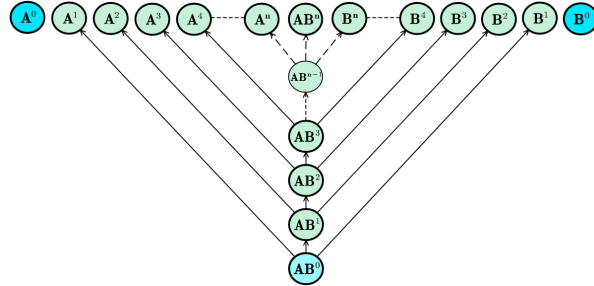


Figure 2: The small triangle formed by the new split  $AB^{n-1}$  and the large triangle of the entire split satisfy self-similarity.

The entropy change in time due to the fractal geometry is assimilated to the information growth through the scale refinement. Wen *et al.* also proved this point in their work on information dimension [36, 37]. As shown in  
90 Figure 1 and 2, as the number of splitting increases, before the newly generated  $A$  and  $B$  fusion the original  $A$  and  $B$ , the overall belief entropy increases, which conforms to the ideas proposed by Wang. The new BPA generated after the fusion means the system get new knowledge (the splitting method of original BPA), the overall belief entropy be unchanged or decreasing, which also conforms to information theory.

### 3.2. The process of PPT

95 For a given BPA, when the probability transformation without receiving outside knowledge, the PPT is most intuitive, and it uses an even splitting method to ensure the largest uncertainty of the information. According to the Equation 3 and the Figure 1, with transformation in per unit time, it allocates equal mass functions to subsets with same cardinality, and the probability obtained at the end of the iteration must be PPT. Example 3.1 shows the differences with different allocations.

**Example 3.1.** Given a discernment framework  $X = \{a, b, c\}$ , and the BPA is  $m(X) = 1$ . The change of mass belief function after per splitting are shown in follows,

$$\begin{aligned}
 m^n(F_i) &= m^{n-1}(F_i) + \frac{1}{p}m^{n-1}(G_i) + \frac{1}{q}m^{n-1}(H_i) \\
 m^n(G_i) &= \left(1 - \frac{2}{p}\right)m^{n-1}(G_i) + \frac{1}{q}m^{n-1}(H_i) \\
 m^n(H_i) &= \left(1 - \frac{6}{q}\right)m^{n-1}(H_i),
 \end{aligned} \tag{5}$$

100 where  $p \geq 3$  and  $q \geq 7$ .  $|F_i| = 1$ ,  $|G_i| = 2$ ,  $|H_i| = 3$ , and  $m^n(A)$  means  $n$  times splitting of  $m(A)$ . Because of 3-element discernment framework has three 2-element focal elements and one 3-element focal element, so  $p$  and  $q$  satisfy  $p + 4 = q$ . When the  $p$  and  $q$  given different value, the change of mass functions with the splitting process is shown in the Figure 3.

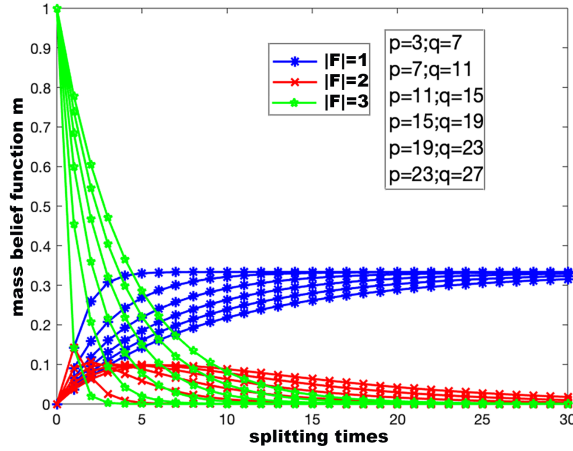


Figure 3: Regardless of the values of  $p$  and  $q$ , as the number of splits increases, BPA  $m(X) = 1$  is eventually transformed into a uniformly distributed probability  $m(a) = m(b) = m(c) = \frac{1}{3}$ , which is the same as the result of PPT.

Hartley entropy [17] represents the uncertainty of non-specificity in BPA. When Hartley entropy is 0, BPA degenerates into probability distribution. So as shown in Figure 4, in the process of BPA transformation into probability distribution, 105 Hartley entropy of BPA gradually decreases from the maximum value to 0.

According to the above description, the PPT process is shown in detail, and the transformation process is different for different scales of unit time division. But the result is to maintain an uniform distribution for all elements.

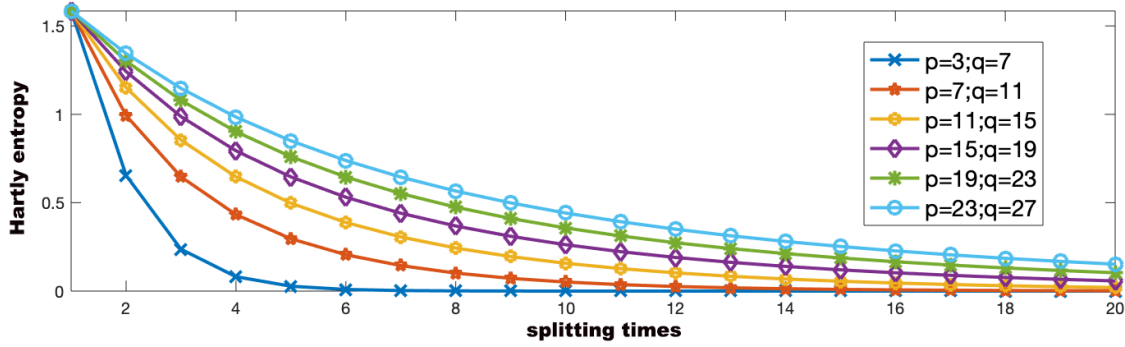


Figure 4: The trend of Hartley entropy in Example 3.1.

### 3.3. Discussion the process of probability transformation

110 Besides the PPT, other methods also can be written as the fractal process if they satisfy the upper and low probability requirement. But other methods only give the calculation methods of results, and result-oriented inference cannot accurately simulate the transformation process, so we won't discuss them here. Although PMT cannot be written in the form of a split mass function, it can be seen as a continuous fusion of a uniform focal element assignment  $m(F_i) = \frac{1}{2^{|F_i|-1}}$ . Example 3.2 shows that the transformation process of PMT in Definition 2.4.

115 **Example 3.2.** Given a discernment framework  $X = \{a, b\}$ , and its BPA is  $\mathbb{B}(2^\ominus) = \{m(a) = 0.2, m(b) = 0.4, m(ab) = 0.4\}$ . Based on Definition 2.4, the PMT of  $\mathbb{B}(2^\ominus)$  is  $\{PnPl(a) = \frac{3}{7}, PnPl(b) = \frac{4}{7}\}$ . If we continually use another BPA  $\mathbb{B}(2^X) = \{m(a) = \frac{1}{3}, m(b) = \frac{1}{3}, m(ab) = \frac{1}{3}\}$  to fuse the  $\mathbb{B}(2^\ominus)$  by Dempster combination rule, the results are shown in Figure 5.

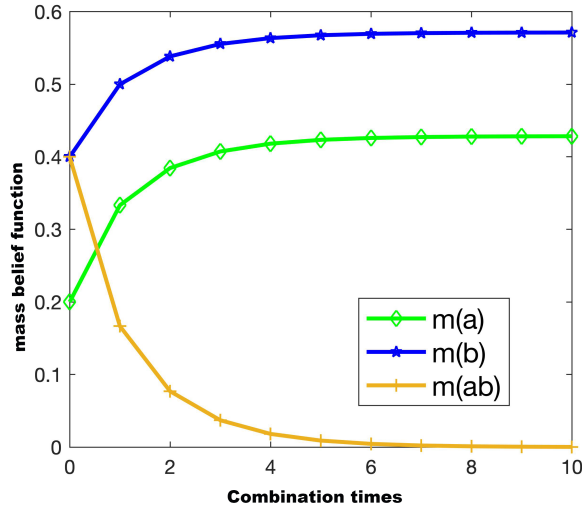


Figure 5: With the continuous fusion  $\mathbb{B}(2^X)$  in Example 3.2,  $\mathbb{B}(2^\ominus)$  eventually transform into  $PnPl$ .

120 In this section, we present the implementation process of the existing main probability transformation methods. For the newly proposed probability transformation methods, the rationality can be verified according to the process ideas given in this section. More importantly, for BPA, its uncertainty can be measured by using the intermediate quantity of its transformation process. The specific method will be given in next section.



#### 4. Fractal-based belief entropy

A new belief entropy called fractal-based belief (FB) entropy is proposed based on the process of PPT in this section. It can not only measure the uncertainty of BPAs, but also make their maximum entropy distributions correspond to solving actual physical problems. In Example 3.1, when  $p$  and  $q$  take different values, the evolution speed of PPT in per unit time is different. In order to better express the concept of "uniformity", we rule the focal element is equally split into its power set in per unit time.

##### 4.1. Fractal-based belief entropy

**Definition 4.1 (FB entropy).** For a discernment framework  $\Theta = \{\theta_1, \theta_2, \dots, \theta_n\}$ , its BPA is  $\mathbb{B}(2^\Theta)$ , and the fractal-based (FB) entropy of  $\mathbb{B}(2^\Theta)$  is defined as

$$E_{FB} = - \sum_{F_i \subseteq \Theta (F_i \in 2^\Theta)} m_F(F_i) \log m_F(F_i), \quad (6)$$

where

$$m_F(F_i) = \frac{m(F_i)}{2^{|F_i|} - 1} + \sum_{F_i \subseteq G_i \cap |F_i| < |G_i|} \frac{m(G_i)}{2^{|G_i|} - 1}. \quad (7)$$

The new set  $\mathbb{B}_F(2^\Theta)$  composed by  $m_F(F_i)$  is called fractal-based basic probability assignment (FBBPA).

By observing the Equation 7, we can find that  $\mathbb{B}_F(2^\Theta)$  is obtained by a unit time transformation of PPT. For  $m(\Theta) = 1$ , the most uncertain BPA intuitively, after a unit time splitting, the  $\mathbb{B}_F(2^\Theta)$  is a uniform distribution of  $2^\Theta$ , which is same with the maximum entropy distribution of Shannon entropy. So FBBPA is neither BPA nor probability distribution, but describes the characteristics of BPA from the perspective of probability.

##### 4.2. The Maximum FB entropy and its physical meaning

**Definition 4.2 (Maximum FB entropy).** For a discernment framework  $\Theta = \{\theta_1, \dots, \theta_n\}$ , its BPA is  $\mathbb{B}(2^\Theta)$ . The maximum fractal-based belief entropy  $E_{FB}^\uparrow(\Theta)$  is

$$E_{FB}^\uparrow = \log(2^n - 1), \quad (8)$$

when  $m(\Theta) = 1$ .

**Proof.** Let

$$E = - \sum_{F_i \in 2^\Theta} m_F(F_i) \log m_F(F_i), \quad (9)$$

and according to Equation 7, it is obvious that  $\sum_{A \subseteq \Theta} m_F(A) = 1$ . So the Lagrange function can be denoted as

$$E_0 = - \sum_{F_i \in 2^\Theta} m_F(F_i) \log m_F(F_i) + \lambda \left( \sum_{F_i \subseteq \Theta} m_F(F_i) - 1 \right), \quad (10)$$

and calculate its gradient

$$\frac{\partial E_0}{\partial m_F(F_i)} = - \log m_F(F_i) - \frac{1}{\ln a} + \lambda = 0. \quad (11)$$

For all  $F_i \subseteq \Theta$

$$\log m_F(F_i) = - \frac{1}{\ln a} + \lambda = k, \quad (12)$$

so when  $m_F(F_i) = \frac{1}{2^{|\Theta|} - 1}$  and  $m(\Theta) = 1$ , the  $E_{FB}(\Theta)$  reaches the maximum.

The maximum Shannon entropy called information volume and its probability distribution can solve real physical problems in practical applications. As the generalization of the Shannon entropy, the maximum FB entropy also has a corresponding physical model in reality, which are shown in Example 4.1.

**Example 4.1 (Physical model of maximum FB entropy).** *Assuming there are 64 teams participating in a competition. The only information source is organizer, and we can ask him whether some teams are champions. The goal for us is to find all champions.*

**Q:** *How many times inquiring can we find the champion at least?*

**Case1:** *We know the number of champions is 1.*

**Case2:** *We don't know the exact number of champions.*

Figure 6 shows the difference between the 2 Cases.

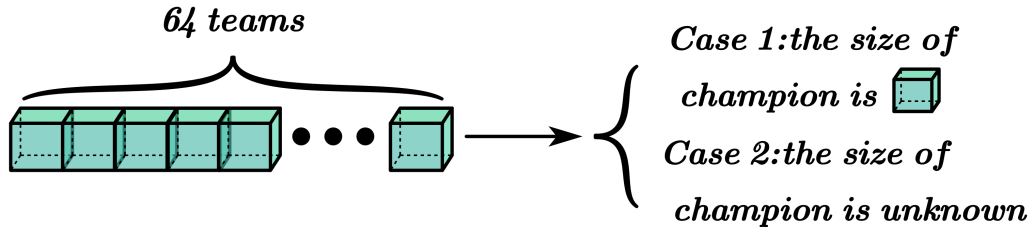


Figure 6: The difference between 2 Cases.

Case 1 can be written as an uniform probability distribution with 64 basic events  $\{p(1) = \dots = p(64) = \frac{1}{64}\}$ . The Shannon entropy with base 2 is  $\log_2 64 = 6$ , so only 6 times inquiring can we find the champion. But for Case 2, we are not sure about the number of championships, so all power sets of the 64 teams frame have equal probability to win championships. It can be written as  $\{p(1) = \frac{1}{2^{64}-1}, p(2) = \frac{1}{2^{64}-1}, \dots, p(1 \dots 64) = \frac{1}{2^{64}-1}\}$ , which also corresponds to the FBBPA of the maximum FB entropy  $\{m_F(1) = \frac{1}{2^{64}-1}, m_F(2) = \frac{1}{2^{64}-1}, \dots, m_F(1 \dots 64) = \frac{1}{2^{64}-1}\}$ , so it corresponds to BPA  $m(1 \dots 64) = 1$  and FB entropy  $E_{FB} = \log_2(2^{64} - 1) \approx 64$ . The inquiry times of Case 2 is 64, which means that we can only find all the champions by inquiring all teams.

Example 4.1 illustrates that FB entropy is a generalization of Shannon entropy in the physical model of maximum entropy.

### 4.3. Evaluation FB entropy

According to the 10 requirements for total uncertainty measurements of BPA in [30, 31], we evaluate the properties of FB entropy to prove its advantages. Among them,  $\heartsuit$  means that FB entropy satisfies this proposition, and  $\spadesuit$  means that FB entropy does not satisfy this proposition. For the unsatisfied propositions, we give explanations and prove the rationality of FB entropy. Under an  $n$ -element discernment framework  $\Theta$  with BPA  $\mathbb{B}(2^\Theta)$ , we evaluate the FB entropy in Proposition 4.1 - 4.10.

**Proposition 4.1 (Probabilistic consistency (♡)).** When  $\forall |F_i| > 1$   $m(F_i) = 0$ , the total uncertainty measurement should degenerate into the Shannon entropy.

*Proof.* When  $\mathbb{B}(2^\Theta)$  satisfies  $\sum_{\theta_i \in \Theta} m(\theta_i) = 1$ , substitute it into Equation 6 and 7:

$$E_{FB} = - \sum_{F_i \in 2^\Theta} m_F(F_i) \log m_F(F_i) = - \sum_{i=1}^n m(\theta_i) \log m(\theta_i) = H(\mathbb{B}). \quad (13)$$

165 So the FB entropy satisfies the Proposition 4.1.

□

**Proposition 4.2 (Set consistency (♠)).** The total uncertainty measurement of vacuous BPA ( $m(\Theta) = 1$ ) should equal to Hartley entropy  $TU = E_H = \log |\Theta|$ .

*Proof.* For vacuous BPA,  $E_{FB} = \log(2^{|\Theta|} - 1) \neq \log |\Theta| \neq E_H$ .

170 So the FB entropy doesn't satisfy the Proposition 4.2.

*Explanation.* The uncertainty of probability distribution is caused by the discord between basic events. The maximum Shannon entropy probability distribution is uniform, which means assignment same support degree to all events. In DSET, BPA can not only reflect the discord between elements, but contain the uncertainty to the distribution itself as well. In Example 4.1, a BPA under  $n$ -element discernment framework and a probability distribution under  $2^n - 1$ -events random variables can express same information, which also express that BPA can express more information than probability distribution for same dimension. So the maximum belief entropy larger than maximum Shannon entropy is more rational. Some common maximum total uncertainty measurement and Shannon entropy are shown in Figure 7 to show this property more intuitively.

□

180 **Proposition 4.3 (Monotonicity (♡)).** If BPA  $\mathbb{B}(2^\Theta)$  and  $\mathbb{B}(2^\Omega)$  have following relationship:  $\mathbb{B}(2^\Theta) \subseteq \mathbb{B}(2^\Omega)$ , the total uncertainty measurements of them should satisfy  $UM(\mathbb{B}(2^\Theta)) \leq UM(\mathbb{B}(2^\Omega))$ .

*Proof.* Luo *et al.* [38] proposes a widely used method of BPA's negation, and the direction of negation is the direction of ignorance. For a discernment framework  $\Theta = \{\theta_1, \theta_2\}$ , its process of negation in 10 times is shown in Table 2, and the trends of JS entropy, SU measurement, Deng entropy and FB entropy are shown in Figure 8. According to their trends, we can find that JS entropy, SU measurement and FB entropy is continuously rising, which illustrate that they satisfy the Proposition 4.3. But for Deng entropy, its maximum entropy distribution is a uniform distribution based on time, so it does not satisfy monotonicity in this case.

□

**Proposition 4.4 (Range (♠)).** The range of total uncertainty measurements should satisfy the  $[0, \log(|\Theta|)]$

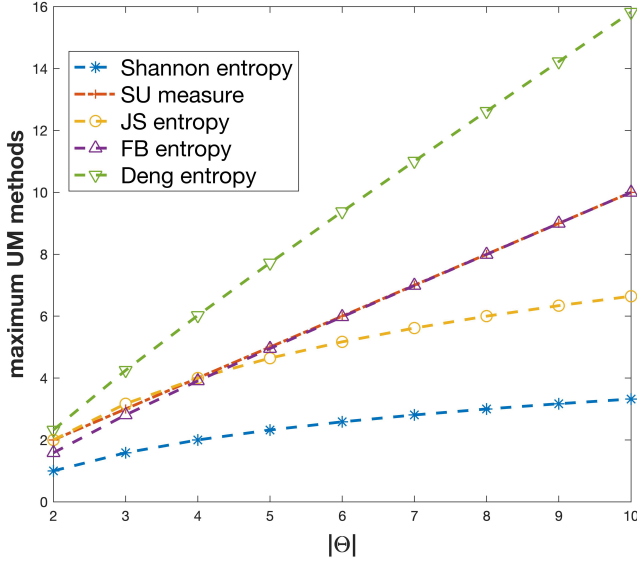


Figure 7: The maximum uncertainty of common total uncertainty measurements are larger than maximum Shannon entropy, so the requirement of set consistency is not reasonable.

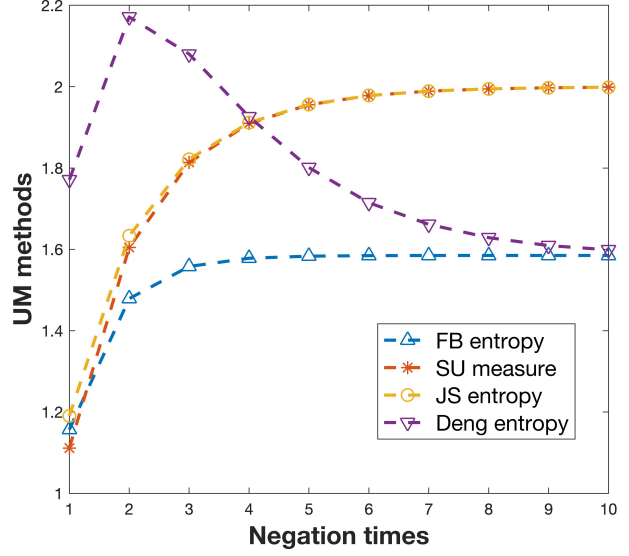


Figure 8: With the uncertainty increasing, the FB entropy, JS entropy and SU measurement is also increasing.

Table 2: Intuitively, as the number of negation increases,  $m(\Theta)$  gradually increases, and the uncertainty expressed by BPA be larger

Times	1	2	3	4	5	6	7	8	9	10
$m(x_1)$	0.6000	0.0500	0.1500	0.0125	0.0375	0.0031	0.0094	0.0008	0.0023	0.0002
$m(x_2)$	0.1000	0.3000	0.0250	0.0750	0.0063	0.0187	0.0016	0.0047	0.0004	0.0012
$m(x_1x_2)$	0.3000	0.6500	0.8250	0.9125	0.9562	0.9781	0.9891	0.9945	0.9973	0.9986

190 **Proof.** If  $m(\theta_i) = 1$ , the FB entropy reaches the minimum 0. So the  $E_{FB}^\downarrow = 0$ . In the Definition 8, we have proven that the  $E_{FB}^\uparrow = \log(2^n - 1)$ . Based above, the range of FB entropy is  $[0, \log(2^n - 1)]$ , which doesn't satisfy the Proposition 4.4.

The explanation of Proposition 4.4 is similar to Proposition 4.2.

□

**Proposition 4.5 (Additivity(♡)).** Suppose  $X, Y$  and  $Z$  are 3 discernment frameworks. Among them,  $X$  and  $Y$  are independent, and  $Z = X \times Y$ . The total uncertainty measurement should satisfy

$$TUM(Z) = TUM(X) + TUM(Y), \quad (14)$$

195 where  $TUM$  is a general term for total uncertainty measurements.

**Proof.** Joint BPA has different definitions according to whether  $m(\emptyset) = 0$ . Smets [39] defined that generalized Bayesian theorem under the condition  $m(\emptyset) \neq 0$  and for the joint frame  $\Psi = \Theta \times \Omega$ , the number of mass functions satisfies  $2^\Psi = 2^{\Theta+\Omega}$ . But in this paper, we consider BPA is normalized, so the number of joint mass functions for  $X \times Y$  is  $(2^{|X|} - 1)(2^{|Y|} - 1)$ . Figure 9 using a specific case to show the difference between 2 definitions intuitively.

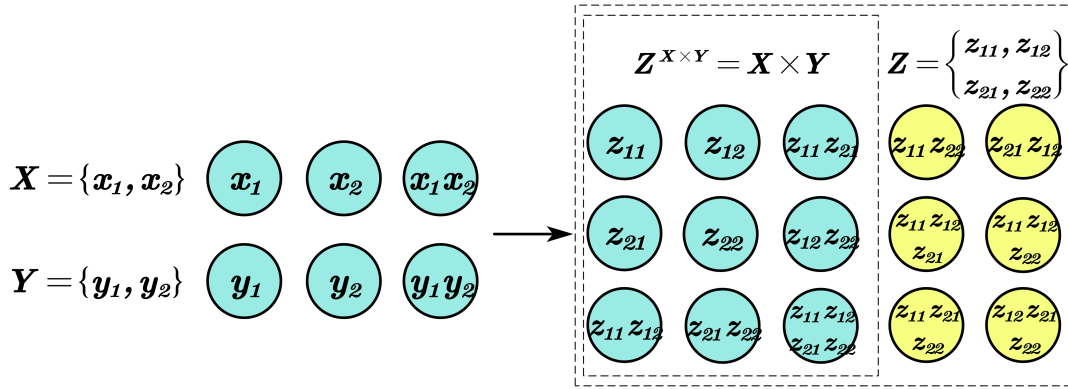


Figure 9: Suppose 2 discernment frameworks  $X = \{x_1, x_2\}$  and  $Y = \{y_1, y_2\}$ , and we use the Smets' joint frame can get a new frame  $Z = \{z_{11}, z_{12}, z_{21}, z_{22}\}$ . For the normalized BPA, original BPAs' product can not cover all focal elements under new frame, so the mass functions of yellow parts are always be 0, which appears conflict with the definition of joint probability distribution. So we define the mass functions of joint BPA are generated by the product of original BPAs (blue part).

200 According to the above description, the number of mass functions of the joint BPA is less than the power set under the joint framework. According to Definition 4.1, the calculation method of FBBPA at this time is no longer assigning mass functions to its power set, but assigning them to subsets which has inclusive relationship under current frame. For joint frame  $Z = X \times Y$ , we define joint BPA  $m^Z$  and joint FBBPA  $m_F^Z$  as follows:

$$\begin{aligned} m^Z(z_{ij}) &= m(x_i) \times m(y_j); \\ m^Z(z_{ijz_{im}}) &= m(x_i) \times m(y_j y_m); \\ m^Z(z_{ijz_{im}z_{nj}z_{nm}}) &= m(x_i x_n) \times m(y_j y_m); \end{aligned} \quad (15)$$

$$\forall F_i \subseteq Z, m_F^Z(F_i) = m^Z(F_i) + \sum_{F_i \subseteq K_i; G_i \times H_i = K_i} \frac{m^Z(K_i)}{(2^{|G_i|} - 1)(2^{|H_i|} - 1)}; \quad (16)$$

For  $C \subseteq Z$ ,  $A \subseteq X$  and  $B \subseteq Y$  and they satisfy  $A \times B = C$ , according to the Equation 15 and 16,

$$\begin{aligned} m_F^Z(C) &= m^Z(C) + \sum_{C \subseteq K_i; G_i \times H_i = K_i; A \subseteq G_i; B \subseteq H_i} \frac{m^Z(K_i)}{(2^{|G_i|} - 1)(2^{|H_i|} - 1)} \\ &= m(A) \times m(B) + \sum_{C \subseteq K_i; G_i \times H_i = K_i; A \subseteq G_i; B \subseteq H_i} \frac{m(G_i) \times m(H_i)}{(2^{|G_i|} - 1)(2^{|H_i|} - 1)} \\ &= (m(A) + \sum_{A \subseteq G_i} \frac{m(G_i)}{2^{|G_i|} - 1}) \times (m(B) + \sum_{B \subseteq H_i} \frac{m(H_i)}{2^{|H_i|} - 1}) \\ &= m_F(A) \times m_F(B) \end{aligned} \quad (17)$$

205 We know that the Shannon entropy satisfies additivity, and it is proved that the consistency of the joint FBBPA and the joint BPA, it is easy to conclude that the FB entropy satisfies the additivity and Example 4.2 shows its calculation process. So the FB entropy satisfies the Proposition 4.5.

**Example 4.2.** For two independent BPAs under 2-element frames  $X$  and  $Y$ ,  $\mathbb{B}(2^X) = \{m(x_1) = m(x_2) = \frac{1}{5}, m(x_1x_2) = \frac{3}{5}\}$  and  $\mathbb{B}(2^Y) = \{m(y_1) = \frac{1}{10}, m(y_2) = \frac{3}{5}, m(y_1y_2) = \frac{3}{10}\}$ , so the joint BPA is

$$\begin{aligned} \mathbb{B}(2^Z) &= \mathbb{B}(2^X) \times \mathbb{B}(2^Y) = \{m(z_{11}) = \frac{1}{50}, m(z_{12}) = \frac{6}{50}, m(z_{21}) = \frac{1}{50}, m(z_{22}) = \frac{6}{50}, \\ m(z_{11}z_{21}) &= \frac{3}{50}, m(z_{12}z_{22}) = \frac{18}{50}, m(z_{11}z_{12}) = \frac{3}{50}, m(z_{21}z_{22}) = \frac{3}{50}, m(z_{11}z_{12}z_{21}z_{22}) = \frac{3}{50}\}. \end{aligned} \quad (18)$$

According to Equation 16, the joint FBBPA is

$$\begin{aligned} \mathbb{B}_F(2^Z) &= \mathbb{B}_F(2^X) \times \mathbb{B}_F(2^Y) = \{m_F(z_{11}) = \frac{4}{50}, m_F(z_{12}) = \frac{14}{50}, m_F(z_{21}) = \frac{4}{50}, m_F(z_{22}) = \frac{14}{50}, \\ m_F(z_{11}z_{21}) &= \frac{2}{50}, m_F(z_{12}z_{22}) = \frac{7}{50}, m_F(z_{11}z_{12}) = \frac{2}{50}, m_F(z_{21}z_{22}) = \frac{2}{50}, m_F(z_{11}z_{12}z_{21}z_{22}) = \frac{1}{50}\}. \end{aligned} \quad (19)$$

So the FB entropy of  $\mathbb{B}(2^Z)$ ,  $\mathbb{B}(2^X)$  and  $\mathbb{B}(2^Y)$  satisfy that  $E_{FB}(Z) = 2.6787 = 1.5219 + 1.1568 = E_{FB}(X) + E_{FB}(Y)$ .

210

□

**Proposition 4.6 (Subadditivity(♥)).** Suppose  $X$ ,  $Y$  and  $Z$  are discernment frameworks. And  $Z = X \times Y$ . The total uncertainty measurements should satisfy

$$TUM(Z) \leq TUM(X) + TUM(Y). \quad (20)$$

*Proof.*

**Case1:** If the BPAs of  $X$  and  $Y$  are independent, the  $E_{FB}(Z) = E_{FB}(X) + E_{FB}(Y)$  has been proven in Proposition 4.5.

**Case2:** If the BPAs of  $X$  and  $Y$  are not independent, when they are combined into a joint BPA, they obtain information from each other's BPA, which can reduce the uncertainty of the joint BPA. So  $E_{FB}(Z) < E_{FB}(X) + E_{FB}(Y)$

215

According to 2 Cases, we can prove that the FB entropy satisfies the Proposition 4.6.

□

**Proposition 4.7 (RB1(♡)).** *The calculation process of total uncertainty measurement cannot be too complicated.*

**Proof.** For the  $n$ -element discernment framework, the computation complexity of Equation 6 and 7 are  $\mathcal{O}(2^n)$  and  $\mathcal{O}(n2^n)$  respectively. According to Table 1, the computation complexity of JS entropy and SU is similar with FB entropy, and Yang and Han's method has higher complexity than them. Therefore, the complexity of FB entropy is within an absolutely acceptable range and satisfies Proposition 4.7.

□

**Proposition 4.8 (RB2(♡)).** *The total uncertainty measurement can be divided two methods to measure the discord and non-specificity respectively.*

**Proof.**

Different from other methods (JS entropy, SU measurement and Deng entropy), the discord and non-specificity can not be divided from the expression directly, but it can obtain these two measurements in a more reasonable way. We define FB entropy from the process of PPT, so when BPA transformed to PPT, the assignment expresses discord only. Based on above, the discord  $E_{FB}^D$  and non-specificity  $E_{FB}^N$  of  $E_{FB}$  are defined as follows:

$$\begin{aligned} E_{FB}^D &= H(\text{Bet}P) = H_j = - \sum_{\theta_i \in \Theta} \text{Bet}P(\theta_i) \log \text{Bet}P(\theta_i); \\ E_{FB}^N &= E_{FB} - E_{FB}^D = \sum_{\theta_i \in \Theta} \text{Bet}P(\theta_i) \log \text{Bet}P(\theta_i) - \sum_{F_i \in 2^\Theta} m_F(F_i) \log m_F(F_i). \end{aligned} \quad (21)$$

The relationship of discord and non-specificity are shown in Figure 10. Based on above, the FB entropy satisfies Proposition 4.8.

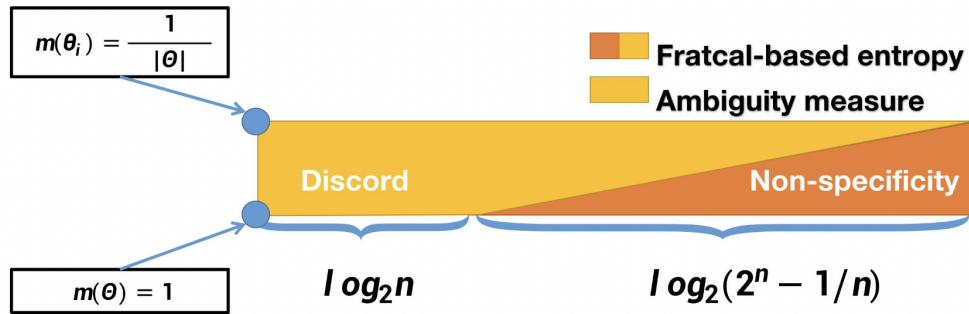


Figure 10: The relationship of FB entropy and its discord & non-specificity measure

**Proposition 4.9 (RB3(♡)).** *Total uncertainty measurement must be sensitive to changes in BPA.*

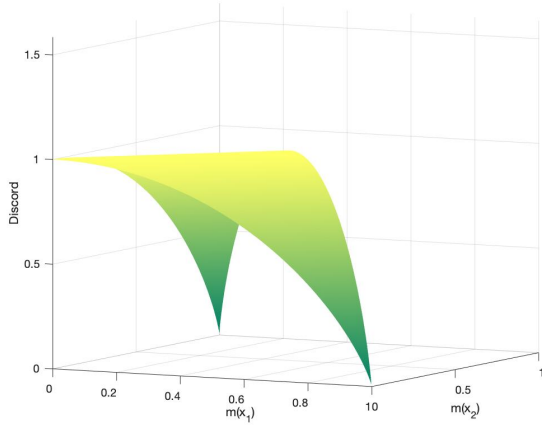


Figure 11: Discord change trend in Example 4.3

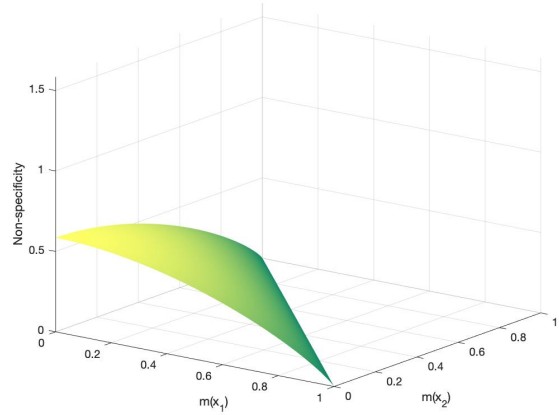


Figure 12: Non-specificity change trend in Example 4.3

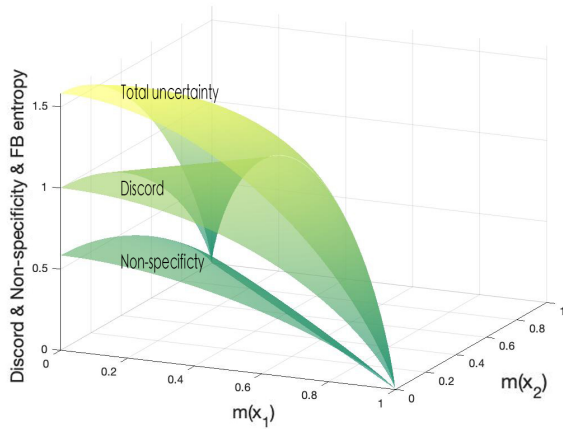


Figure 13: The relationship of TUM in Example 4.3

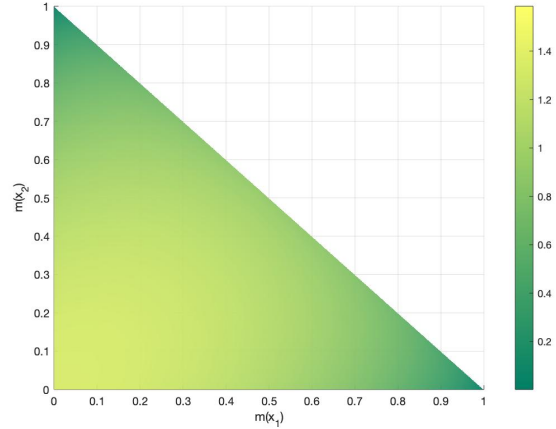


Figure 14: The top view of TUM in Example 4.3

□

**Proof.** Since the change from BPA to FBBPA is reversible, any change to BPA equals to change FBBPA. For different FBBPA, Shannon entropy has been proved to be a sensitive measurement method, so for any BPA, FB entropy is also sensitive to its changes. So FB entropy satisfies Proposition 4.9. We use Example 4.3 to show the results intuitively.

235

□

**Example 4.3.** For discernment framework  $X = \{x_1, x_2\}$ ,  $m(x_1)$  and  $m(x_2)$  change from 0 to 1 and satisfy  $m(x_1) + m(x_2) \leq 1$ . Figure 11 and 12 are the change trend of discord and non-specificity, and Figure 13 and 14 show their relationships and top view.

**Proposition 4.10 (RB4(♡)).** The proposed method is supposed to have corresponding model when meets more generalized theory than evidence theory.

240

**Proof.** FB entropy distributes mass functions uniformly to the power sets of their focal elements, because



DSET uses power set  $2^n$  to express information. As a generalization of DSET, the DSMT [10] proposed by Desert and Smarandache is to extend the power set  $2^n$  to  $U^n$ . According to this idea, FB entropy can also measure the uncertainty of the assignment in DSMT, and only needs to uniformly distribute the mass functions to  $U^n$  subsets. So FB entropy satisfies Proposition 4.10.

So the FB entropy satisfies the Proposition 4.10.

□

In this Section, 10 requirements evaluate the general properties of FB entropy and prove its rationality. In particular, in terms of additivity, there was no previous total uncertainty measurement can complete the additivity verification on the basis of joint BPA. In the rest of the paper, we will further show the advantages of FB entropy.

## 5. Advantages of FB entropy

We make an intuitive comparison through several examples to show the advantages of FB entropy, which are not available in previous methods.

### 5.1. View from combination rules: combination interval consistency

Combination rule of Dempster (CRD) [1] and disjointed combination rule (DCR) [39] are most widely used combination rules of normalized BPA. For BPAs  $\mathbb{B}_1(2^\Theta)$  and  $\mathbb{B}_2(2^\Theta)$  under discernment framework  $\Theta$ , the CRD  $\mathbb{B}_{1\oplus 2}$  and DCR  $\mathbb{B}_{1\odot 2}$  are

$$m_{1\oplus 2}(F_i) = \begin{cases} K^{-1} \cdot \sum_{G_i \subseteq \Theta, H_i \subseteq \Theta} m_1(G_i)m_2(H_i) & G_i \cap H_i = F_i \\ 0 & F_i = \emptyset \end{cases}, \quad (22)$$

$$m_{1\odot 2}(F_i) = \sum_{G_i \subseteq \Theta, H_i \subseteq \Theta, G_i \cup H_i = F_i} m_1(G_i)m_2(H_i), \quad (23)$$

where  $K = \sum_{H_i \cap G_i = \emptyset} m_1(G_i)m_2(H_i)$ .

CRD in DSET corresponds to the cross product in probability theory. The Shannon entropy of the probability after cross product is smaller than all original probabilities, which means that the uncertainty of the distribution are reduced after receiving new information. Intuitively, the uncertainty of the BPA after combination by CRD also should be reduced, so its total uncertainty measurement should satisfy  $TUM(\mathbb{B}_{1\oplus 2}) \leq \min\{TUM(\mathbb{B}_1), TUM(\mathbb{B}_2)\}$ . DCR is a conservative combination rule. It assigns the mass functions of conflict evidence to their union, which is bound to cause more uncertainty. Therefore, the total uncertainty measurement of the BPA after using DCR should be larger and satisfies  $TUM(\mathbb{B}_{1\odot 2}) \geq \max\{TUM(\mathbb{B}_1), TUM(\mathbb{B}_2)\}$ . So the total uncertainty measurement should satisfy the combination interval consistency, i.e.,  $\{TUM(\mathbb{B}_1), TUM(\mathbb{B}_2)\} \in [TUM(\mathbb{B}_{1\oplus 2}), TUM(\mathbb{B}_{1\odot 2})]$ . For 2 BPAs  $\mathbb{B}_1 = \{m(a) = m(b) = \frac{1-i}{2}, m(ab) = \frac{i}{1000}\}$  and  $\mathbb{B}_2 = \{m(a) = 0.1, m(b) = 0.7, m(ab) = 0.2\}$ , when  $i$  from 0 to 1, Figure 15 and 16 show the change trend of FB entropy and Deng entropy. From the Figures, it can be concluded that FB entropy meets the combination interval consistency but Deng entropy does not. So for this property, the measurement effect of FB entropy is better than Deng entropy.

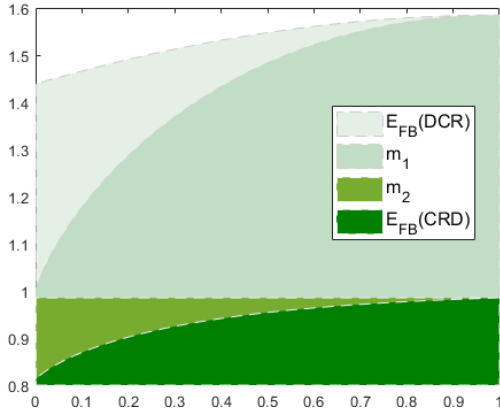


Figure 15: The change trend of FB entropy

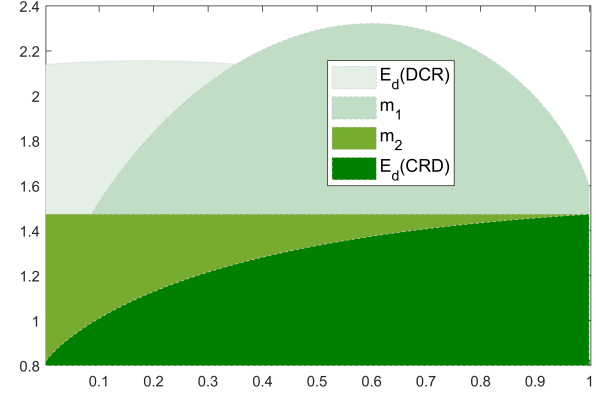


Figure 16: The change trend of Deng entropy

### 5.2. View from non-specificity: more rational measurement

Non-specificity as a peculiar property of DSET, analyzing its uncertainty reasonably is significant. Besides the most well known Hartley entropy [17], Yang *et al.* [40] utilized belief interval to measure the non-specificity. In addition, common total uncertainty measurements can separate non-specificity, which are shown in Table 3. We evaluate these methods separately from qualitative and quantitative aspects.

Table 3: Non-specificity of common total uncertainty measurements

Methods	JS entropy & Pal <i>et al.</i> 's entropy	SU measurement	Deng entropy	FB entropy
Non-specificity	$\sum_{F_i \in 2^\Theta} m(F_i) \log  F_i $	$\sum_{\theta_i \in \Theta} (Pl(\theta_i) - Bel(\theta_i))$	$\sum_{F_i \in 2^\Theta} m(F_i) \log(2^{ F_i } - 1)$	$\sum_{\theta_i \in \Theta} BetP(\theta_i) \log BetP(\theta_i) - \sum_{F_i \in 2^\Theta} m_F(F_i) \log m_F(F_i)$

**Qualitative analysis:** SU measurement, JS entropy and other derivative methods [41] are to calculate the uncertainty of discord and non-specificity respectively and then add them up. In this way, discord and non-specificity are measured separately, which can reflect the relative uncertainty between different pieces of evidence. But for a BPA, we cannot know the proportion of discord and non-specificity in its total uncertainty. So logically speaking, these two parts should be divided from the total uncertainty measurement, instead of using these 2 parts to form a method. From this point of view, Pal *et al.*, Deng entropy and FB entropy are more reasonable.

**Quantitative analysis:** For a 4-element discernment framework  $X = \{a, b, c, d\}$  with 2 evidence  $\mathbb{B}_1(2^X) = \{m(ab) = m(bc) = m(cd) = m(ad) = \frac{1}{4}\}$  and  $\mathbb{B}_2(2^X) = \{m(ab) = m(bc) = m(cd) = m(ad) = m(ac) = m(bd) = \frac{1}{6}\}$ . According to non-specificity of them are shown in Table 4, the results of  $\mathbb{B}_1(2^X)$  and  $\mathbb{B}_2(2^X)$  measured by FB entropy are different. Although the belief intervals of their elements are all  $[0, \frac{1}{2}]$ , the probability ranges they can cover are not same. For example,  $\mathbb{B}_2(2^X)$  can appear probability distribution  $\{p(a) = \frac{1}{2}, p(b) = \frac{1}{3}, p(c) = \frac{1}{6}\}$ , but  $\mathbb{B}_1(2^X)$  only can reach  $\{p(a) = \frac{1}{2}, p(b) = \frac{1}{4}, p(c) = \frac{1}{4}\}$ . Only FB entropy can express this kind of difference, which proves its advantages in this aspect.

Table 4: Non-specificity of  $\mathbb{B}_1(2^X)$  and  $\mathbb{B}_2(2^X)$

Methods	JS entropy & Pal <i>et al.</i> 's entropy	SU measurement	Deng entropy	FB entropy
$\mathbb{B}_1(2^X)$	1	2	1.5850	2.8554
$\mathbb{B}_2(2^X)$	1	2	1.5850	3.1133

290 5.3. View from physical model: Stronger ability to express information than Shannon entropy

In Example 4.1, we have used a physical model to show the difference between the maximum FB entropy and the maximum Shannon entropy. It is proved that the information volume of the maximum FB entropy under  $n$ -element discernment framework is equivalent to the information volume of the maximum Shannon entropy under  $2^n - 1$ -events random variable. Expanding the cases in Example 4.1 can further prove the advantages of FB entropy.

**Q:** How many times inquiring can we find the champion at least?

**Case1:** We don't know the exact number of champions.

**Case2:** We don't know the exact number of champions, but we know that the champions are in a certain half.

**Case3:** We don't know the exact number of champions, but we know that the champions are in a quarter of the population.

**Case4:** We don't know the exact number of champions, but we know that the champions are in a  $\frac{1}{64}$  of the population.

Among them, the BPA and probability distribution of Case 1 and Case 4 have shown in Example 4.1, and Case 4 also can be described as we knowing only have one champion. For Case 2 and Case 3, each of them can not be expressed by 1 probability distribution, but BPAs  $\mathbb{B}_{Case\ 2} = \{m(1 \cdots 32) = m(33 \cdots 64) = \frac{1}{2}\}$  and  $\mathbb{B}_{Case\ 3} = \{m(1 \cdots 16) = m(17 \cdots 32) = m(33 \cdots 48) = m(49 \cdots 64) = \frac{1}{4}\}$  can express. The FB entropy of Case 2  $E_{FB}(\mathbb{B}_{Case\ 2}) \approx 33$ , and in reality, we also need to inquire 33 times to find all champions. First, we inquire 1 time to find which half contain all champions, and then we can find champions by inquiring all 32 people. For Case 3,  $E_{FB}(\mathbb{B}_{Case\ 2}) \approx 18$ , which also be consistent with physical model. Based on the above, we can express the the relationship of 4 Cases in Figure 17, which unifies the process of BPA degeneration to probability distribution and FB entropy degeneration to Shannon entropy. From the superiority of BPA compared to probability distribution, the superiority of FB entropy compared to Shannon entropy is inferred. At this point, FB entropy is better than all existing belief entropies.

## 6. Conclusion

315 This paper utilizes the fractal to simulate the process of pignistic probability transformation, which shows the process of lost information in transformation more intuitive. Based on the process, we propose the fractal-baed

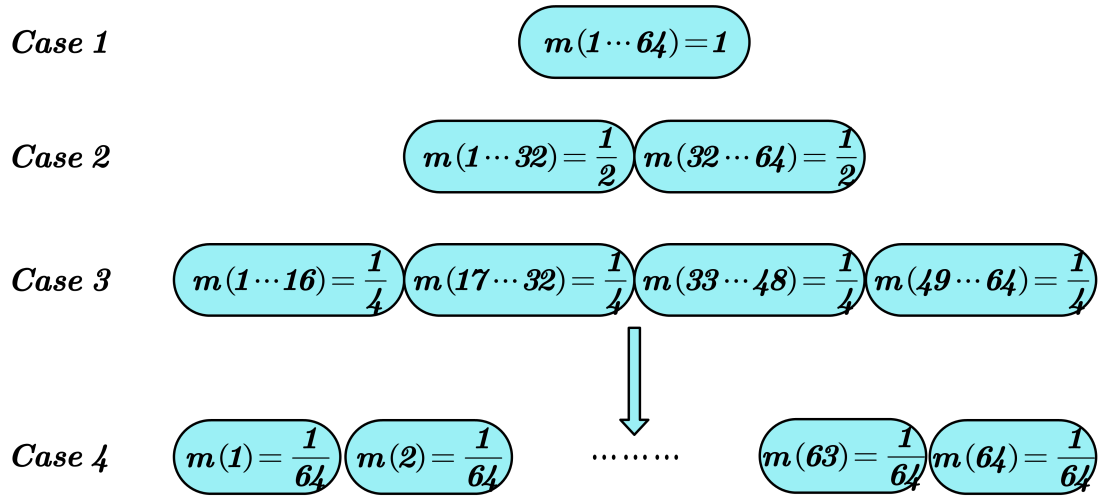


Figure 17: The relationship of 4 Cases.

belief entropy to measure the BPA's total uncertainty. After 10 required evaluations, we prove that FB entropy can reasonably measure the uncertainty of BPA. In addition, we prove its superiority from 3 aspects: combination rule, non-specificity and physical model. Based on above, the contributions of paper are summarized as follows:

- 320 • **[Process of probability transformation:]** We consider probability transformation as a process, and propose a possible transformation process of PPT and PMT. This idea provides a new perspective to evaluate probability transformation, so that result orientation is no longer the only evaluation criterion.
- **[Total uncertainty measurement of BPA:]** Based on fractal, we propose the FBBPA and substitute it into Shannon entropy to define the FB entropy. After evaluation, FB entropy can not only measure total uncertainty of BPA reasonably, but satisfy the additivity, which realize the corresponding with Shannon entropy.
- 325 • **[Combination rule interval:]** Based on the CRD and the DCR, we propose the combination interval consistency and prove the FB entropy is better than Deng entropy in this property.
- **[Discord and non-specificity measurement:]** Since PPT is the end point of the fractal method, we substitute it into Shannon entropy as discord measurement. Through qualitative and quantitative analysis, we prove that FB entropy is superior to all previous uncertainty measurement methods in this aspect.
- 330 • **[Physical model consistency:]** As a generalization of Shannon entropy, FB entropy can not only degenerate into Shannon entropy when the input is probability distribution, but correspond to Shannon entropy in the physical model of maximum entropy as well.

In future research, this work can be further extended from three directions. (1) In terms of probability transformation, more probability transformation methods can be simulated based on the proposed process model. (2) In terms of uncertainty measurement, this fractal-based measurement method can be applied to more uncertainty theories. (3) In DSET, FB entropy can be applied to solve practical problems such as information fusion, decision making and fault diagnosis.

## Declaration of interests

340 The authors declare that they have no known competing financial interests or personal relationships that could have appeared to influence the work reported in this paper.

## Acknowledgment

The work is partially supported by National Natural Science Foundation of China (Grant No. 61973332), JSPS Invitational Fellowships for Research in Japan (Short-term). Thanks to the reviewers' valuable comments, which significantly improved the quality of the paper. Thanks to colleagues in the Information Fusion and Intelligent System Laboratory for their help and support.

## References

- [1] A. P. Dempster, Upper and lower probabilities induced by a multivalued mapping, in: *Classic works of the Dempster-Shafer theory of belief functions*, Springer, 2008, pp. 57–72.
- 350 [2] G. Shafer, *A mathematical theory of evidence*, Vol. 42, Princeton university press, 1976.
- [3] L. Xiong, X. Su, H. Qian, Conflicting evidence combination from the perspective of networks, *Information Sciences* 580 (2021) 408–418. doi:<https://doi.org/10.1016/j.ins.2021.08.088>.
- [4] Y. Yang, D. Han, C. Han, Discounted combination of unreliable evidence using degree of disagreement, *International Journal of Approximate Reasoning* 54 (8) (2013) 1197–1216.
- 355 [5] L. Pan, Y. Deng, An association coefficient of a belief function and its application in a target recognition system, *International Journal of Intelligent Systems* 35 (1) (2020) 85–104.
- [6] X. Fan, D. Han, Y. Yang, J. Dezert, De-combination of belief function based on optimization, *Chinese Journal of Aeronautics* (2021).
- [7] H. Liao, Z. Ren, R. Fang, A Deng-entropy-based evidential reasoning approach for multi-expert multi-criterion decision-making with uncertainty, *International Journal of Computational Intelligence Systems* 360 13 (1) (2020) 1281–1294.
- [8] X. Gao, X. Su, H. Qian, X. Pan, Dependence assessment in Human Reliability Analysis under uncertain and dynamic situations, *Nuclear Engineering and Technology* (2021).
- [9] Y. Song, Y. Deng, Entropic explanation of power set, *International Journal of Computers Communications & Control* 16 (4) (2021) 4413. doi:<https://doi.org/10.15837/ijccc.2021.4.4413>.
- 365 [10] F. Smarandache, J. Dezert, *Advances and Applications of DS<sub>m</sub>T for Information Fusion (Collected works)*, second volume: *Collected Works*, Vol. 2, Infinite Study, 2006.
- [11] F. Xiao, CEQD: A complex mass function to predict interference effects, *IEEE Transactions on Cybernetics* (2020) DOI: 10.1109/TCYB.2020.3040770.

- 370 [12] F. Xiao, CaFtR: A fuzzy complex event processing method, *International Journal of Fuzzy Systems* (2021)  
DOI: 10.1007/s40815-021-01118-6.
- [13] C. E. Shannon, A mathematical theory of communication, *ACM SIGMOBILE mobile computing and commu-  
nications review* 5 (1) (2001) 3–55.
- [14] A.-L. Josselme, C. Liu, D. Grenier, É. Bossé, Measuring ambiguity in the evidence theory, *IEEE Transactions  
375 on Systems, Man, and Cybernetics-Part A: Systems and Humans* 36 (5) (2006) 890–903.
- [15] U. Hohle, Entropy with respect to plausibility measures, in: *Proc. of 12th IEEE Int. Symp. on Multiple Valued  
Logic, Paris, 1982, 1982*, pp. 1–200.
- [16] R. R. Yager, Entropy and specificity in a mathematical theory of evidence, *International Journal of General  
System* 9 (4) (1983) 249–260.
- 380 [17] M. Higashi, G. J. Klir, Measures of uncertainty and information based on possibility distributions, *Interna-  
tional journal of general systems* 9 (1) (1982) 43–58.
- [18] G. J. Klir, A. Ramer, Uncertainty in the dempster-shafer theory: a critical re-examination, *International Journal  
of General System* 18 (2) (1990) 155–166.
- [19] D. HARMANEC, G. J. KLIR, Measuring total uncertainty in dempster-shafer theory: A novel approach, *In-  
385 ternational Journal of General Systems* 22 (4) (1994) 405–419.
- [20] Q. Zhou, Y. Deng, Belief extropy: Measure uncertainty from negation, *Communications in Statistics - Theory  
and Methods* (2021) 10.1080/03610926.2021.1980049.
- [21] N. R. Pal, J. C. Bezdek, R. Hemasinha, Uncertainty measures for evidential reasoning ii: A new measure of  
total uncertainty, *International Journal of Approximate Reasoning* 8 (1) (1993) 1–16.
- 390 [22] Y. Deng, Uncertainty measure in evidence theory, *SCIENCE CHINA Information Sciences* 63 (11) (2020)  
210201.
- [23] Y. Deng, Information volume of mass function, *International Journal of Computers Communications & Con-  
trol* 15 (6) (2020) 3983. doi:<https://doi.org/10.15837/ijccc.2020.6.3983>.
- [24] J. Abellán, Analyzing properties of deng entropy in the theory of evidence, *Chaos, Solitons & Fractals* 95  
395 (2017) 195–199.
- [25] S. Moral-García, J. Abellán, Critique of modified deng entropies under the evidence theory, *Chaos, Solitons  
& Fractals* 140 (2020) 110112.
- [26] X. Wang, Y. Song, Uncertainty measure in evidence theory with its applications, *Applied Intelligence* 48 (7)  
(2018) 1672–1688.
- 400 [27] R. Jiroušek, P. P. Shenoy, A new definition of entropy of belief functions in the dempster-shafer theory, *Inter-  
national Journal of Approximate Reasoning* 92 (2018) 49–65.

- [28] R. Jiroušek, P. P. Shenoy, On properties of a new decomposable entropy of dempster-shafer belief functions, *International Journal of Approximate Reasoning* 119 (2020) 260–279.
- [29] Y. Yang, D. Han, A new distance-based total uncertainty measure in the theory of belief functions, *Knowledge-Based Systems* 94 (2016) 114–123.
- [30] G. J. Klir, M. J. Wierman, *Uncertainty-based information: elements of generalized information theory*, Vol. 15, *Physica*, 2013.
- [31] J. Abellán, A. Masegosa, Requirements for total uncertainty measures in dempster–shafer theory of evidence, *International journal of general systems* 37 (6) (2008) 733–747.
- [32] P. Smets, Decision making in the tbn: the necessity of the pignistic transformation, *International Journal of Approximate Reasoning* 38 (2) (2005) 133–147.
- [33] B. R. Cobb, P. P. Shenoy, On the plausibility transformation method for translating belief function models to probability models, *International journal of approximate reasoning* 41 (3) (2006) 314–330.
- [34] L. Chen, Y. Deng, K. H. Cheong, Probability transformation of mass function: A weighted network method based on the ordered visibility graph, *Engineering Applications of Artificial Intelligence* 105 (2021) 104438. doi:<https://doi.org/10.1016/j.engappai.2021.104438>.
- [35] D. Han, J. Dezert, Z. Duan, Evaluation of probability transformations of belief functions for decision making, *IEEE Transactions on Systems, Man, and Cybernetics: Systems* 46 (1) (2015) 93–108.
- [36] T. Wen, K. H. Cheong, Invited review: The fractal dimension of complex networks: A review, *Information Fusion* (2021).
- [37] Q. Gao, T. Wen, Y. Deng, Information volume fractal dimension, *Fractals* (2021) DOI: 10.1142/S0218348X21502637.
- [38] Z. Luo, Y. Deng, A matrix method of basic belief assignment’s negation in dempster-shafer theory, *IEEE Transactions on Fuzzy Systems* (2019).
- [39] P. Smets, Belief functions: the disjunctive rule of combination and the generalized bayesian theorem, *International Journal of approximate reasoning* 9 (1) (1993) 1–35.
- [40] Y. Yang, D. Han, J. Dezert, A new non-specificity measure in evidence theory based on belief intervals, *Chinese Journal of Aeronautics* 29 (3) (2016) 704–713.
- [41] Y. Xue, Y. Deng, Interval-valued belief entropies for Dempster Shafer structures, *Soft Computing* 25 (2021) 8063–8071.