

A study of seven asymmetric kernels for the estimation of cumulative distribution functions

Pierre Lafaye de Micheaux^a, Frédéric Ouimet^{b,*}

^a*School of Mathematics and Statistics, UNSW Sydney, Australia.*

^b*PMA Department, California Institute of Technology, Pasadena, USA.*

Abstract

In [Mombeni *et al.* \(2019\)](#), Birnbaum-Saunders and Weibull kernel estimators were introduced for the estimation of cumulative distribution functions (c.d.f.s) supported on the half-line $[0, \infty)$. They were the first authors to use asymmetric kernels in the context of c.d.f. estimation. Their estimators were shown to perform better numerically than traditional methods such as the basic kernel method and the boundary modified version from [Tenreiro \(2013\)](#). In the present paper, we complement their study by introducing five new asymmetric kernel c.d.f. estimators, namely the Gamma, inverse Gamma, lognormal, inverse Gaussian and reciprocal inverse Gaussian kernel c.d.f. estimators. For these five new estimators, we prove the asymptotic normality and we find asymptotic expressions for the following quantities: bias, variance, mean squared error and mean integrated squared error. A numerical study then compares the performance of the five new c.d.f. estimators against traditional methods and the Birnbaum-Saunders and Weibull kernel c.d.f. estimators from [Mombeni *et al.* \(2019\)](#). By using the same experimental design, we show that the lognormal and Birnbaum-Saunders kernel c.d.f. estimators perform the best overall, while the other asymmetric kernel estimators are sometimes better but always at least competitive against the boundary kernel method.

Keywords: asymmetric kernels, asymptotic statistics, nonparametric statistics, Gamma, inverse Gamma, lognormal, inverse Gaussian, reciprocal inverse Gaussian, Birnbaum-Saunders, Weibull, bias, variance, mean squared error, mean integrated squared error, asymptotic normality

2010 MSC: Primary: 62G05 Secondary: 60F05, 62G20

1. Introduction

In the context of density estimation, asymmetric kernel estimators were introduced by [Aitchison & Lauder \(1985\)](#) on the simplex and studied theoretically for the first time by [Chen \(1999\)](#) on $[0, 1]$ (using a Beta kernel), and by [Chen \(2000\)](#) on $[0, \infty)$ (using a Gamma kernel). These estimators are designed so that the bulk of the kernel function varies with each point x in the support of the target density. More specifically, the

*Corresponding author

Email address: ouimetfr@caltech.edu (Frédéric Ouimet)

parameters of the kernel function can vary in a way that makes the mode, the median or the mean equal to x . This variable smoothing allows asymmetric kernel estimators to behave better than traditional kernel estimators (see, e.g., [Rosenblatt \(1956\)](#) and [Parzen \(1962\)](#)) near the boundary of the support. Since the variable smoothing is integrated directly in the parametrization of the kernel function, asymmetric kernel estimators are also usually simpler to implement than boundary kernel methods (see, e.g., [Gasser & Müller \(1979\)](#), [Rice \(1984\)](#), [Gasser *et al.* \(1985\)](#), [Müller \(1991\)](#) and [Zhang & Karunamuni \(1998, 2000\)](#)). For these two reasons, asymmetric kernel estimators are, by now, well known solutions to the boundary bias problem from which traditional kernel estimators suffer. In the past twenty years, various asymmetric kernels have been considered in the literature on density estimation:

- Beta, when the target density is supported on $[0, 1]$, see, e.g., [Chen \(1999\)](#), [Bouezmarni & Rolin \(2003\)](#), [Renault & Scaillet \(2004\)](#), [Fernandes & Monteiro \(2005\)](#), [Hirukawa \(2010\)](#), [Bouezmarni & Rombouts \(2010a\)](#), [Zhang & Karunamuni \(2010\)](#), [Bertin & Klutchnikoff \(2011\)](#), [Bertin & Klutchnikoff \(2014\)](#), [Igarashi \(2016a\)](#);
- Gamma, inverse Gamma, lognormal, inverse Gaussian, reciprocal inverse Gaussian, Birnbaum-Saunders and Weibull, when the target density is supported on $[0, \infty)$, see, e.g., [Chen \(2000\)](#), [Jin & Kawczak \(2003\)](#), [Scaillet \(2004\)](#), [Bouezmarni & Scaillet \(2005\)](#), [Fernandes & Monteiro \(2005\)](#), [Bouezmarni & Rombouts \(2008, 2010a,b\)](#), [Igarashi & Kakizawa \(2014, 2018\)](#), [Charpentier & Flachaire \(2015\)](#), [Igarashi \(2016b\)](#), [Zougab & Adjabi \(2016\)](#), [Kakizawa & Igarashi \(2017\)](#), [Kakizawa \(2018\)](#), [Zougab *et al.* \(2018\)](#), [Zhang \(2010\)](#), [Kakizawa \(2020\)](#);
- Dirichlet, when the target density is supported on the d -dimensional unit simplex, see [Aitchison & Lauder \(1985\)](#) and the first theoretical study in [Ouimet \(2020c\)](#).

The interested reader is referred to [Hirukawa \(2018\)](#) and Section 2 in [Ouimet \(2020c\)](#) for a review of some of these papers and an extensive list of papers dealing with asymmetric kernels in other settings.

In contrast, there are almost no papers dealing with the estimation of cumulative distribution functions (c.d.f.s) in the literature on asymmetric kernels. In fact, to the best of our knowledge, [Mombeni *et al.* \(2019\)](#) seems to be the first (and only) paper in this direction if we exclude the closely related theory of Bernstein estimators.¹

In the present paper, we complement the study in [Mombeni *et al.* \(2019\)](#) by introducing five new asymmetric kernel c.d.f. estimators, namely the Gamma, inverse Gamma, lognormal, inverse Gaussian and reciprocal inverse Gaussian kernel c.d.f. estimators. Our goal is to prove several asymptotic properties for these five new estimators (bias, variance, mean squared error, mean integrated squared error and asymptotic normality) and compare their numerical performance against traditional

¹In the setting of Bernstein estimators, c.d.f. estimation on compact sets was tackled for example by [Babu *et al.* \(2002\)](#), [Leblanc \(2009\)](#), [Leblanc \(2012a\)](#), [Leblanc \(2012b\)](#), [Dutta \(2016\)](#), [Jmaei *et al.* \(2017\)](#), [Erdoğan *et al.* \(2019\)](#) and [Wang *et al.* \(2019\)](#) in the univariate setting, and by [Babu & Chaubey \(2006\)](#), [Belalia \(2016\)](#), [Dib *et al.* \(2020\)](#) and [Ouimet \(2020a,b\)](#) in the multivariate setting. In [Hanebeck & Klar \(2020\)](#), the authors introduced Bernstein estimators with Poisson weights (also called Szasz estimators) for the estimation of c.d.f.s that are supported on $[0, \infty)$, see also [Ouimet \(2020d\)](#).

methods and against the Birnbaum-Saunders and Weibull kernel c.d.f. estimators from [Mombeni et al. \(2019\)](#). As we will see in the discussion of the results (Section 10), the lognormal and Birnbaum-Saunders kernel c.d.f. estimators perform the best overall, while the other asymmetric kernel estimators are sometimes better but always at least competitive against the boundary kernel method from [Tenreiro \(2013\)](#).

2. The models

Let X_1, X_2, \dots, X_n be a sequence of i.i.d. observations from an unknown cumulative distribution function F supported on the half-line $[0, \infty)$. We consider the following seven asymmetric kernel estimators (the first five are new):

$$\hat{F}_{n,b}^{\text{Gam}}(x) := \frac{1}{n} \sum_{i=1}^n \bar{K}_{\text{Gam}}(X_i | b^{-1}x + 1, b), \quad (2.1)$$

$$\hat{F}_{n,b}^{\text{IGam}}(x) := \frac{1}{n} \sum_{i=1}^n \bar{K}_{\text{IGam}}(X_i | b^{-1} + 1, x^{-1}b), \quad (2.2)$$

$$\hat{F}_{n,b}^{\text{LN}}(x) := \frac{1}{n} \sum_{i=1}^n \bar{K}_{\text{LN}}(X_i | \log x, \sqrt{b}), \quad (2.3)$$

$$\hat{F}_{n,b}^{\text{IGau}}(x) := \frac{1}{n} \sum_{i=1}^n \bar{K}_{\text{IGau}}(X_i | x, b^{-1}x), \quad (2.4)$$

$$\hat{F}_{n,b}^{\text{RIG}}(x) := \frac{1}{n} \sum_{i=1}^n \bar{K}_{\text{RIG}}(X_i | x^{-1}(1-b)^{-1}, x^{-1}b^{-1}), \quad (2.5)$$

$$\hat{F}_{n,b}^{\text{B-S}}(x) := \frac{1}{n} \sum_{i=1}^n \bar{K}_{\text{B-S}}(X_i | x, \sqrt{b}), \quad (2.6)$$

$$\hat{F}_{n,b}^{\text{W}}(x) := \frac{1}{n} \sum_{i=1}^n \bar{K}_{\text{W}}(X_i | x/\Gamma(1+b), b^{-1}), \quad (2.7)$$

where $b > 0$ is a *smoothing* (or *bandwidth*) parameter, and

$$\bar{K}_{\text{Gam}}(t | \alpha, \theta) := \frac{\Gamma(\alpha, t/\theta)}{\Gamma(\alpha)}, \quad \alpha, \theta > 0,$$

$$\bar{K}_{\text{IGam}}(t | \alpha, \theta) := 1 - \frac{\Gamma(\alpha, 1/(t\theta))}{\Gamma(\alpha)}, \quad \alpha, \theta > 0,$$

$$\bar{K}_{\text{LN}}(t | \mu, \sigma) := 1 - \Phi\left(\frac{\log t - \mu}{\sigma}\right), \quad \mu, \sigma > 0,$$

$$\bar{K}_{\text{IGau}}(t | \mu, \lambda) := 1 - \Phi\left(\sqrt{\frac{\lambda}{t}}\left(\frac{t}{\mu} - 1\right)\right) - e^{2\lambda/\mu}\Phi\left(-\sqrt{\frac{\lambda}{t}}\left(\frac{t}{\mu} + 1\right)\right), \quad \mu, \lambda > 0,$$

$$\bar{K}_{\text{RIG}}(t | \mu, \lambda) := \Phi\left(\sqrt{\lambda t}\left(\frac{1}{t\mu} - 1\right)\right) + e^{2\lambda/\mu}\Phi\left(-\sqrt{\lambda t}\left(\frac{1}{t\mu} + 1\right)\right), \quad \mu, \lambda > 0,$$

$$\bar{K}_{\text{B-S}}(t | \beta, \alpha) := 1 - \Phi\left(\frac{1}{\alpha}\left(\sqrt{\frac{t}{\beta}} - \sqrt{\frac{\beta}{t}}\right)\right), \quad \beta, \alpha > 0,$$

$$\bar{K}_{\text{W}}(t | \lambda, k) := \exp\left(-\left(\frac{t}{\lambda}\right)^k\right), \quad \lambda, k > 0,$$

denote, respectively, the survival function of the

- Gamma(α, θ) distribution (with shape/scale parametrization),
- InverseGamma(α, θ) distribution (with shape/scale parametrization),
- LogNormal(μ, σ) distribution,
- InverseGaussian(μ, λ) distribution,
- ReciprocalInverseGaussian(μ, λ) distribution,
- Birnbaum-Saunders(β, α) distribution,
- Weibull(λ, k) distribution.

The function $\Gamma(\alpha, z) := \int_z^\infty t^{\alpha-1} e^{-t} dt$ denotes the upper incomplete gamma function (where $\Gamma(\alpha) := \Gamma(\alpha, 0)$), and Φ denotes the c.d.f. of the standard normal distribution. The parametrizations are chosen so that

- The mode of the kernel function in (2.1) is x ;
- The median of the kernel function in (2.3) and (2.6) is x ;
- The mean of the kernel function in (2.2), (2.4), (2.5) and (2.7) is x .

In this paper, we will compare the numerical performance of the above seven asymmetric kernel c.d.f. estimators against the following three traditional estimators (K here is the c.d.f. of a kernel function):

$$\hat{F}_{n,b}^{\text{OK}}(x) := \frac{1}{n} \sum_{i=1}^n K\left(\frac{x - X_i}{b}\right), \quad (2.8)$$

$$\hat{F}_{n,b}^{\text{BK}}(x) := \frac{1}{n} \sum_{i=1}^n \left\{ K\left(\frac{x - X_i}{b}\right) \mathbb{1}_{[b,\infty)}(x) + K\left(\frac{x - X_i}{x}\right) \mathbb{1}_{(0,b)}(x) \right\}, \quad (2.9)$$

$$\hat{F}_n^{\text{EDF}}(x) := \frac{1}{n} \sum_{i=1}^n \mathbb{1}_{[X_i, \infty)}(x). \quad (2.10)$$

which denote, respectively, the ordinary kernel (OK) c.d.f. estimator (from [Tiago de Oliveira \(1963\)](#), [Nadaraja \(1964\)](#) or [Watson & Leadbetter \(1964\)](#)), the boundary kernel (BK) c.d.f. estimator (from Example 2.3 in [Tenreiro \(2013\)](#)) and the empirical c.d.f. (EDF) estimator.

3. Outline, assumptions and notation

3.1. Outline

In Section 4, 5, 6, 7 and 8, the asymptotic normality, and the asymptotic expressions for the bias, variance, mean squared error (MSE) and mean integrated squared error (MISE), are stated for the Gam, IGam, LN, IGau and RIG kernel c.d.f. estimators, respectively. The proofs can be found in Appendix A, B, C, D and E, respectively. Aside from the asymptotic normality (which can easily be deduced), these results were obtained for the Birnbaum-Saunders and Weibull kernel c.d.f. estimators in [Mombeni](#)

et al. (2019). In Section 9, we compare the performance of all seven asymmetric kernel estimators above with the three traditional estimators OK, BK and EDF, defined in (2.8), (2.9) and (2.10). A discussion of the results and our conclusion follow in Section 10 and Section 11. Technical calculations for the proofs of the asymptotic results are gathered in Appendix F.

3.2. Assumptions

Throughout the paper, we make the following two basic assumptions:

1. The target c.d.f. F has two continuous and bounded derivatives;
2. The *smoothing* (or *bandwidth*) parameter $b = b_n > 0$ satisfies $b \rightarrow 0$ as $n \rightarrow \infty$.

3.3. Notation

Throughout the paper, the notation $u = \mathcal{O}(v)$ means that $\limsup |u/v| < C < \infty$ as $n \rightarrow \infty$. The positive constant C can depend on the target c.d.f. F , but no other variable unless explicitly written as a subscript. For example, if C depends on a given point $x \in (0, \infty)$, we would write $u = \mathcal{O}_x(v)$. Similarly, the notation $u = o(v)$ means that $\lim |u/v| = 0$ as $n \rightarrow \infty$. The same rule applies for the subscript. The expression ‘ $\xrightarrow{\mathcal{D}}$ ’ will denote the convergence in law (or distribution).

4. Asymptotic properties of the c.d.f. estimator with Gam kernel

In this section, we find the asymptotic properties of the Gamma (Gam) kernel estimator defined in (2.1).

Lemma 4.1 (Bias and variance). *For any given $x \in (0, \infty)$,*

$$\mathbb{B}\text{ias}[\hat{F}_{n,b}^{\text{Gam}}(x)] := \mathbb{E}[\hat{F}_{n,b}^{\text{Gam}}(x)] - F(x) = b \cdot (f(x) + \frac{x}{2}f'(x)) + o_x(b), \quad (4.1)$$

$$\mathbb{V}\text{ar}(\hat{F}_{n,b}^{\text{Gam}}(x)) = n^{-1}F(x)(1 - F(x)) - n^{-1}b^{1/2} \cdot \frac{\sqrt{x}f(x)}{\sqrt{\pi}} + \mathcal{O}_x(n^{-1}b). \quad (4.2)$$

Corollary 4.2 (Mean squared error). *For any given $x \in (0, \infty)$,*

$$\begin{aligned} \text{MSE}(\hat{F}_{n,b}^{\text{Gam}}(x)) &= \mathbb{V}\text{ar}(\hat{F}_{n,b}^{\text{Gam}}(x)) + (\mathbb{B}\text{ias}[\hat{F}_{n,b}^{\text{Gam}}(x)])^2 \\ &= n^{-1}F(x)(1 - F(x)) - n^{-1}b^{1/2} \cdot \frac{\sqrt{x}f(x)}{\sqrt{\pi}} \\ &\quad + b^2 \cdot (f(x) + \frac{x}{2}f'(x))^2 + \mathcal{O}_x(n^{-1}b) + o_x(b^2). \end{aligned} \quad (4.3)$$

In particular, if $f(x) \cdot (f(x) + xf'(x)) \neq 0$, the asymptotically optimal choice of b , with respect to MSE, is

$$b_{\text{opt}} = n^{-2/3} \left[\frac{4 \cdot (f(x) + \frac{x}{2}f'(x))^2}{\sqrt{x}f(x)/\sqrt{\pi}} \right]^{-2/3} \quad (4.4)$$

with

$$\begin{aligned} \text{MSE}(\hat{F}_{n,b_{\text{opt}}}^{\text{Gam}}(x)) &= n^{-1}F(x)(1 - F(x)) \\ &\quad - n^{-4/3} \frac{3}{4} \left[\frac{(\sqrt{x}f(x)/\sqrt{\pi})^4}{4 \cdot (f(x) + \frac{x}{2}f'(x))^2} \right]^{1/3} + o_x(n^{-4/3}). \end{aligned} \quad (4.5)$$

Proposition 4.3 (Mean integrated squared error). *Assuming that the target density $f = F'$ satisfies*

$$\int_0^\infty \sqrt{x}f(x)dx < \infty \quad \text{and} \quad \int_0^\infty (f(x) + \frac{x}{2}f'(x))^2dx < \infty, \quad (4.6)$$

then we have

$$\begin{aligned} \text{MISE}(\hat{F}_{n,b}^{\text{Gam}}) &= \int_0^\infty \text{Var}(\hat{F}_{n,b}^{\text{Gam}}(x))dx + \int_0^\infty (\mathbb{B}\text{ias}[\hat{F}_{n,b}^{\text{Gam}}(x)])^2dx \\ &= n^{-1} \int_0^\infty F(x)(1 - F(x))dx - n^{-1}b^{1/2} \int_0^\infty \frac{\sqrt{x}f(x)}{\sqrt{\pi}}dx \\ &\quad + b^2 \int_0^\infty (f(x) + \frac{x}{2}f'(x))^2dx + o(n^{-1}b^{1/2}) + o(b^2). \end{aligned} \quad (4.7)$$

In particular, if $f(x) \cdot (f(x) + xf'(x)) \neq 0$, the asymptotically optimal choice of b , with respect to MISE, is

$$b_{\text{opt}} = n^{-2/3} \left[\frac{4 \int_0^\infty (f(x) + \frac{x}{2}f'(x))^2dx}{\int_0^\infty \sqrt{x}f(x)/\sqrt{\pi}dx} \right]^{-2/3} \quad (4.8)$$

with

$$\begin{aligned} \text{MISE}(\hat{F}_{n,b_{\text{opt}}}^{\text{Gam}}) &= n^{-1} \int_0^\infty F(x)(1 - F(x))dx \\ &\quad - n^{-4/3} \frac{3}{4} \left[\frac{(\int_0^\infty \sqrt{x}f(x)/\sqrt{\pi}dx)^4}{4 \int_0^\infty (f(x) + \frac{x}{2}f'(x))^2dx} \right]^{1/3} \\ &\quad + o(n^{-4/3}). \end{aligned} \quad (4.9)$$

Proposition 4.4 (Asymptotic normality). *For any $x > 0$ such that $0 < F(x) < 1$, we have the following convergence in distribution:*

$$n^{1/2}(\hat{F}_{n,b}^{\text{Gam}}(x) - \mathbb{E}[\hat{F}_{n,b}^{\text{Gam}}(x)]) \xrightarrow{\mathcal{D}} \mathcal{N}(0, \sigma^2(x)), \quad \text{as } b \rightarrow 0, n \rightarrow \infty, \quad (4.10)$$

where $\sigma^2(x) := F(x)(1 - F(x))$. In particular, Lemma 4.1 implies

$$n^{1/2}(\hat{F}_{n,b}^{\text{Gam}}(x) - F(x)) \xrightarrow{\mathcal{D}} \mathcal{N}(0, \sigma^2(x)), \quad \text{if } n^{1/2}b \rightarrow 0, \quad (4.11)$$

$$n^{1/2}(\hat{F}_{n,b}^{\text{Gam}}(x) - F(x)) \xrightarrow{\mathcal{D}} \mathcal{N}(\lambda \cdot (f(x) + \frac{x}{2}f'(x)), \sigma^2(x)), \quad \text{if } n^{1/2}b \rightarrow \lambda, \quad (4.12)$$

for any constant $\lambda > 0$.

5. Asymptotic properties of the c.d.f. estimator with IGam kernel

In this section, we find the asymptotic properties of the inverse Gamma (IGam) kernel estimator defined in (2.2).

Lemma 5.1 (Bias and variance). *For any given $x \in (0, \infty)$,*

$$\text{Bias}[\hat{F}_{n,b}^{\text{IGam}}(x)] := \mathbb{E}[\hat{F}_{n,b}^{\text{IGam}}(x)] - F(x) = b \cdot \frac{x^2}{2} f'(x) + o_x(b), \quad (5.1)$$

$$\text{Var}(\hat{F}_{n,b}^{\text{IGam}}(x)) = n^{-1}F(x)(1 - F(x)) - n^{-1}b^{1/2} \cdot \frac{xf(x)}{\sqrt{\pi}} + \mathcal{O}_x(n^{-1}b). \quad (5.2)$$

Corollary 5.2 (Mean squared error). For any given $x \in (0, \infty)$,

$$\begin{aligned} \text{MSE}(\hat{F}_{n,b}^{\text{IGam}}(x)) &= \text{Var}(\hat{F}_{n,b}^{\text{IGam}}(x)) + (\text{Bias}[\hat{F}_{n,b}^{\text{IGam}}(x)])^2 \\ &= n^{-1}F(x)(1-F(x)) - n^{-1}b^{1/2} \cdot \frac{xf(x)}{\sqrt{\pi}} \\ &\quad + b^2 \cdot \frac{x^4}{4}(f'(x))^2 + \mathcal{O}_x(n^{-1}b) + o_x(b^2). \end{aligned} \quad (5.3)$$

In particular, if $f(x) \cdot f'(x) \neq 0$, the asymptotically optimal choice of b , with respect to MSE, is

$$b_{\text{opt}} = n^{-2/3} \left[\frac{4 \cdot \frac{x^4}{4}(f'(x))^2}{xf(x)/\sqrt{\pi}} \right]^{-2/3} \quad (5.4)$$

with

$$\begin{aligned} \text{MSE}(\hat{F}_{n,b_{\text{opt}}}^{\text{IGam}}(x)) &= n^{-1}F(x)(1-F(x)) \\ &\quad - n^{-4/3} \frac{3}{4} \left[\frac{(xf(x)/\sqrt{\pi})^4}{4 \cdot \frac{x^4}{4}(f'(x))^2} \right]^{1/3} + o_x(n^{-4/3}). \end{aligned} \quad (5.5)$$

Proposition 5.3 (Mean integrated squared error). Assuming that the target density $f = F'$ satisfies

$$\int_0^\infty xf(x)dx < \infty \quad \text{and} \quad \int_0^\infty x^4(f'(x))^2dx < \infty, \quad (5.6)$$

then we have

$$\begin{aligned} \text{MISE}(\hat{F}_{n,b}^{\text{IGam}}) &= \int_0^\infty \text{Var}(\hat{F}_{n,b}^{\text{IGam}}(x))dx + \int_0^\infty (\text{Bias}[\hat{F}_{n,b}^{\text{IGam}}(x)])^2 dx \\ &= n^{-1} \int_0^\infty F(x)(1-F(x))dx - n^{-1}b^{1/2} \int_0^\infty \frac{xf(x)}{\sqrt{\pi}} dx \\ &\quad + b^2 \int_0^\infty \frac{x^4}{4}(f'(x))^2 dx + o(n^{-1}b^{1/2}) + o(b^2). \end{aligned} \quad (5.7)$$

In particular, if $\int_0^\infty x^4(f'(x))^2dx > 0$, the asymptotically optimal choice of b , with respect to MISE, is

$$b_{\text{opt}} = n^{-2/3} \left[\frac{4 \int_0^\infty \frac{x^4}{4}(f'(x))^2 dx}{\int_0^\infty xf(x)/\sqrt{\pi} dx} \right]^{-2/3} \quad (5.8)$$

with

$$\begin{aligned} \text{MISE}(\hat{F}_{n,b_{\text{opt}}}^{\text{IGam}}) &= n^{-1} \int_0^\infty F(x)(1-F(x))dx \\ &\quad - n^{-4/3} \frac{3}{4} \left[\frac{(\int_0^\infty xf(x)/\sqrt{\pi} dx)^4}{4 \int_0^\infty \frac{x^4}{4}(f'(x))^2 dx} \right]^{1/3} \\ &\quad + o(n^{-4/3}). \end{aligned} \quad (5.9)$$

Proposition 5.4 (Asymptotic normality). For any $x > 0$ such that $0 < F(x) < 1$, we have the following convergence in distribution:

$$n^{1/2}(\hat{F}_{n,b}^{\text{IGam}}(x) - \mathbb{E}[\hat{F}_{n,b}^{\text{IGam}}(x)]) \xrightarrow{\mathcal{D}} \mathcal{N}(0, \sigma^2(x)), \quad \text{as } b \rightarrow 0, n \rightarrow \infty, \quad (5.10)$$

where $\sigma^2(x) := F(x)(1 - F(x))$. In particular, Lemma 5.1 implies

$$n^{1/2}(\hat{F}_{n,b}^{\text{IGam}}(x) - F(x)) \xrightarrow{\mathcal{D}} \mathcal{N}(0, \sigma^2(x)), \quad \text{if } n^{1/2}b \rightarrow 0, \quad (5.11)$$

$$n^{1/2}(\hat{F}_{n,b}^{\text{IGam}}(x) - F(x)) \xrightarrow{\mathcal{D}} \mathcal{N}(\lambda \cdot \frac{x^2 f'(x)}{2}, \sigma^2(x)), \quad \text{if } n^{1/2}b \rightarrow \lambda, \quad (5.12)$$

for any constant $\lambda > 0$.

6. Asymptotic properties of the c.d.f. estimator with LN kernel

In this section, we find the asymptotic properties of the LogNormal (LN) kernel estimator defined in (2.3).

Lemma 6.1 (Bias and variance). For any given $x \in (0, \infty)$,

$$\text{Bias}[\hat{F}_{n,b}^{\text{LN}}(x)] := \mathbb{E}[\hat{F}_{n,b}^{\text{LN}}(x)] - F(x) = b \cdot \frac{x}{2}(f(x) + xf'(x)) + o_x(b), \quad (6.1)$$

$$\text{Var}(\hat{F}_{n,b}^{\text{LN}}(x)) = n^{-1}F(x)(1 - F(x)) - n^{-1}b^{1/2} \cdot \frac{xf(x)}{\sqrt{\pi}} + \mathcal{O}_x(n^{-1}b). \quad (6.2)$$

Corollary 6.2 (Mean squared error). For any given $x \in (0, \infty)$,

$$\begin{aligned} \text{MSE}(\hat{F}_{n,b}^{\text{LN}}(x)) &= \text{Var}(\hat{F}_{n,b}^{\text{LN}}(x)) + (\text{Bias}[\hat{F}_{n,b}^{\text{LN}}(x)])^2 \\ &= n^{-1}F(x)(1 - F(x)) - n^{-1}b^{1/2} \cdot \frac{xf(x)}{\sqrt{\pi}} \\ &\quad + b^2 \cdot \frac{x^2}{4}(f(x) + xf'(x))^2 + \mathcal{O}_x(n^{-1}b) + o_x(b^2). \end{aligned} \quad (6.3)$$

In particular, if $f(x) \cdot (f(x) + xf'(x)) \neq 0$, the asymptotically optimal choice of b , with respect to MSE, is

$$b_{\text{opt}} = n^{-2/3} \left[\frac{4 \cdot \frac{x^2}{4}(f(x) + xf'(x))^2}{xf(x)/\sqrt{\pi}} \right]^{-2/3} \quad (6.4)$$

with

$$\begin{aligned} \text{MSE}(\hat{F}_{n,b_{\text{opt}}}^{\text{LN}}(x)) &= n^{-1}F(x)(1 - F(x)) \\ &\quad - n^{-4/3} \frac{3}{4} \left[\frac{(xf(x)/\sqrt{\pi})^4}{4 \cdot \frac{x^2}{4}(f(x) + xf'(x))^2} \right]^{1/3} + o_x(n^{-4/3}). \end{aligned} \quad (6.5)$$

Proposition 6.3 (Mean integrated squared error). Assuming that the target density $f = F'$ satisfies

$$\int_0^\infty xf(x)dx < \infty \quad \text{and} \quad \int_0^\infty x^2(f(x) + xf'(x))^2dx < \infty, \quad (6.6)$$

then we have

$$\begin{aligned} \text{MISE}(\hat{F}_{n,b}^{\text{LN}}) &= \int_0^\infty \text{Var}(\hat{F}_{n,b}^{\text{LN}}(x))dx + \int_0^\infty (\text{Bias}[\hat{F}_{n,b}^{\text{LN}}(x)])^2dx \\ &= n^{-1} \int_0^\infty F(x)(1 - F(x))dx - n^{-1}b^{1/2} \int_0^\infty \frac{xf(x)}{\sqrt{\pi}}dx \\ &\quad + b^2 \int_0^\infty \frac{x^2}{4}(f(x) + xf'(x))^2dx + o(n^{-1}b^{1/2}) + o(b^2). \end{aligned} \quad (6.7)$$

In particular, if $f(x) \cdot (f(x) + xf'(x)) \neq 0$, the asymptotically optimal choice of b , with respect to MISE, is

$$b_{\text{opt}} = n^{-2/3} \left[\frac{4 \int_0^\infty \frac{x^2}{4} (f(x) + xf'(x))^2 dx}{\int_0^\infty xf(x)/\sqrt{\pi} dx} \right]^{-2/3} \quad (6.8)$$

with

$$\begin{aligned} \text{MISE}(\hat{F}_{n,b_{\text{opt}}}^{\text{LN}}) &= n^{-1} \int_0^\infty F(x)(1-F(x)) dx \\ &\quad - n^{-4/3} \frac{3}{4} \left[\frac{(\int_0^\infty xf(x)/\sqrt{\pi} dx)^4}{4 \int_0^\infty \frac{x^2}{4} (f(x) + xf'(x))^2 dx} \right]^{1/3} \\ &\quad + o(n^{-4/3}). \end{aligned} \quad (6.9)$$

Proposition 6.4 (Asymptotic normality). For any $x > 0$ such that $0 < F(x) < 1$, we have the following convergence in distribution:

$$n^{1/2}(\hat{F}_{n,b}^{\text{LN}}(x) - \mathbb{E}[\hat{F}_{n,b}^{\text{LN}}(x)]) \xrightarrow{\mathcal{D}} \mathcal{N}(0, \sigma^2(x)), \quad \text{as } b \rightarrow 0, n \rightarrow \infty, \quad (6.10)$$

where $\sigma^2(x) := F(x)(1-F(x))$. In particular, Lemma 6.1 implies

$$n^{1/2}(\hat{F}_{n,b}^{\text{LN}}(x) - F(x)) \xrightarrow{\mathcal{D}} \mathcal{N}(0, \sigma^2(x)), \quad \text{if } n^{1/2}b \rightarrow 0, \quad (6.11)$$

$$n^{1/2}(\hat{F}_{n,b}^{\text{LN}}(x) - F(x)) \xrightarrow{\mathcal{D}} \mathcal{N}(\lambda \cdot \frac{x}{2}(f(x) + xf'(x)), \sigma^2(x)), \quad \text{if } n^{1/2}b \rightarrow \lambda, \quad (6.12)$$

for any constant $\lambda > 0$.

7. Asymptotic properties of the c.d.f. estimator with IGau kernel

In this section, we find the asymptotic properties of the inverse Gaussian (IGau) kernel estimator defined in (2.4).

Lemma 7.1 (Bias and variance). For any given $x \in (0, \infty)$,

$$\mathbb{B}\text{ias}[\hat{F}_{n,b}^{\text{IGau}}(x)] := \mathbb{E}[\hat{F}_{n,b}^{\text{IGau}}(x)] - F(x) = b \cdot \frac{x^2}{2} f'(x) + o_x(b), \quad (7.1)$$

$$\begin{aligned} \mathbb{V}\text{ar}(\hat{F}_{n,b}^{\text{IGau}}(x)) &= n^{-1} F(x)(1-F(x)) \\ &\quad - n^{-1} b^{1/2} \cdot \frac{f(x)}{2} \left[\lim_{b \rightarrow 0} b^{-1/2} \mathbb{E}[|T_1 - T_2|] \right] \\ &\quad + \mathcal{O}_x(n^{-1}b), \end{aligned} \quad (7.2)$$

where $T_1, T_2 \stackrel{\text{i.i.d.}}{\sim} \text{IGau}(x, b^{-1}x)$.

Corollary 7.2 (Mean squared error). For any given $x \in (0, \infty)$,

$$\begin{aligned} \text{MSE}(\hat{F}_{n,b}^{\text{IGau}}(x)) &= \mathbb{V}\text{ar}(\hat{F}_{n,b}^{\text{IGau}}(x)) + (\mathbb{B}\text{ias}[\hat{F}_{n,b}^{\text{IGau}}(x)])^2 \\ &= n^{-1} F(x)(1-F(x)) - n^{-1} b^{1/2} \cdot \frac{f(x)}{2} \left[\lim_{b \rightarrow 0} b^{-1/2} \mathbb{E}[|T_1 - T_2|] \right] \\ &\quad + b^2 \cdot \frac{x^4}{4} (f'(x))^2 + \mathcal{O}_x(n^{-1}b) + o_x(b^2), \end{aligned} \quad (7.3)$$

where $T_1, T_2 \stackrel{\text{i.i.d.}}{\sim} \text{IGau}(x, b^{-1}x)$. The quantity $\lim_{b \rightarrow 0} b^{-1/2} \mathbb{E}[|T_1 - T_2|]$ needs to be approximated numerically. In particular, if $f(x) [\lim_{b \rightarrow 0} b^{-1/2} \mathbb{E}[|T_1 - T_2|]] \cdot f'(x) \neq 0$, the asymptotically optimal choice of b , with respect to MSE, is

$$b_{\text{opt}} = n^{-2/3} \left[\frac{4 \cdot \frac{x^4}{4} (f'(x))^2}{\frac{f(x)}{2} \lim_{b \rightarrow 0} b^{-1/2} \mathbb{E}[|T_1 - T_2|]} \right]^{-2/3} \quad (7.4)$$

with

$$\begin{aligned} \text{MSE}(\hat{F}_{n, b_{\text{opt}}}^{\text{IGau}}(x)) &= n^{-1} F(x)(1 - F(x)) \\ &\quad - n^{-4/3} \frac{3}{4} \left[\frac{\left(\frac{f(x)}{2} \lim_{b \rightarrow 0} b^{-1/2} \mathbb{E}[|T_1 - T_2|] \right)^4}{4 \cdot \frac{x^4}{4} (f'(x))^2} \right]^{1/3} \\ &\quad + o_x(n^{-4/3}). \end{aligned} \quad (7.5)$$

Proposition 7.3 (Mean integrated squared error). Assuming that the target density $f = F'$ satisfies

$$\int_0^\infty f(x) \left[\lim_{b \rightarrow 0} b^{-1/2} \mathbb{E}[|T_1 - T_2|] \right] dx < \infty \quad \text{and} \quad \int_0^\infty x^4 (f'(x))^2 dx < \infty, \quad (7.6)$$

where $T_1, T_2 \stackrel{\text{i.i.d.}}{\sim} \text{IGau}(x, b^{-1}x)$, then we have

$$\begin{aligned} \text{MISE}(\hat{F}_{n, b}^{\text{IGau}}) &= \int_0^\infty \text{Var}(\hat{F}_{n, b}^{\text{IGau}}(x)) dx + \int_0^\infty (\text{Bias}[\hat{F}_{n, b}^{\text{IGau}}(x)])^2 dx \\ &= n^{-1} \int_0^\infty F(x)(1 - F(x)) dx \\ &\quad - n^{-1} b^{1/2} \int_0^\infty \frac{f(x)}{2} \left[\lim_{b \rightarrow 0} b^{-1/2} \mathbb{E}[|T_1 - T_2|] \right] dx \\ &\quad + b^2 \int_0^\infty \frac{x^4}{4} (f'(x))^2 dx + o(n^{-1} b^{1/2}) + o(b^2). \end{aligned} \quad (7.7)$$

The quantity $\lim_{b \rightarrow 0} b^{-1/2} \mathbb{E}[|T_1 - T_2|]$ needs to be approximated numerically. In particular, if $\int_0^\infty x^4 (f'(x))^2 dx > 0$, the asymptotically optimal choice of b , with respect to MISE, is

$$b_{\text{opt}} = n^{-2/3} \left[\frac{4 \int_0^\infty \frac{x^4}{4} (f'(x))^2 dx}{\int_0^\infty \frac{f(x)}{2} \lim_{b \rightarrow 0} b^{-1/2} \mathbb{E}[|T_1 - T_2|] dx} \right]^{-2/3} \quad (7.8)$$

with

$$\begin{aligned} \text{MISE}(\hat{F}_{n, b_{\text{opt}}}^{\text{IGau}}) &= n^{-1} \int_0^\infty F(x)(1 - F(x)) dx \\ &\quad - n^{-4/3} \frac{3}{4} \left[\frac{\left(\int_0^\infty \frac{f(x)}{2} \lim_{b \rightarrow 0} b^{-1/2} \mathbb{E}[|T_1 - T_2|] dx \right)^4}{4 \int_0^\infty \frac{x^4}{4} (f'(x))^2 dx} \right]^{1/3} \\ &\quad + o(n^{-4/3}). \end{aligned} \quad (7.9)$$

Proposition 7.4 (Asymptotic normality). For any $x > 0$ such that $0 < F(x) < 1$, we have the following convergence in distribution:

$$n^{1/2}(\hat{F}_{n,b}^{\text{IGau}}(x) - \mathbb{E}[\hat{F}_{n,b}^{\text{IGau}}(x)]) \xrightarrow{\mathcal{D}} \mathcal{N}(0, \sigma^2(x)), \quad \text{as } b \rightarrow 0, n \rightarrow \infty, \quad (7.10)$$

where $\sigma^2(x) := F(x)(1 - F(x))$. In particular, Lemma 7.1 implies

$$n^{1/2}(\hat{F}_{n,b}^{\text{IGau}}(x) - F(x)) \xrightarrow{\mathcal{D}} \mathcal{N}(0, \sigma^2(x)), \quad \text{if } n^{1/2}b \rightarrow 0, \quad (7.11)$$

$$n^{1/2}(\hat{F}_{n,b}^{\text{IGau}}(x) - F(x)) \xrightarrow{\mathcal{D}} \mathcal{N}\left(\lambda \cdot \frac{x^2}{2} f'(x), \sigma^2(x)\right), \quad \text{if } n^{1/2}b \rightarrow \lambda, \quad (7.12)$$

for any constant $\lambda > 0$.

8. Asymptotic properties of the c.d.f. estimator with RIG kernel

In this section, we find the asymptotic properties of the reciprocal inverse Gaussian (RIG) kernel estimator defined in (2.5).

Lemma 8.1 (Bias and variance). For any given $x \in (0, \infty)$,

$$\mathbb{B}\text{ias}[\hat{F}_{n,b}^{\text{RIG}}(x)] := \mathbb{E}[\hat{F}_{n,b}^{\text{RIG}}(x)] - F(x) = b \cdot \frac{x^2}{2} f'(x) + o_x(b), \quad (8.1)$$

$$\begin{aligned} \mathbb{V}\text{ar}(\hat{F}_{n,b}^{\text{RIG}}(x)) &= n^{-1}F(x)(1 - F(x)) \\ &\quad - n^{-1}b^{1/2} \cdot \frac{f(x)}{2} \left[\lim_{b \rightarrow 0} b^{-1/2} \mathbb{E}[|T_1 - T_2|] \right] \\ &\quad + \mathcal{O}_x(n^{-1}b), \end{aligned} \quad (8.2)$$

where $T_1, T_2 \stackrel{\text{i.i.d.}}{\sim} \text{RIG}(x, b^{-1}x)$.

Corollary 8.2 (Mean squared error). For any given $x \in (0, \infty)$,

$$\begin{aligned} \text{MSE}(\hat{F}_{n,b}^{\text{RIG}}(x)) &= \mathbb{V}\text{ar}(\hat{F}_{n,b}^{\text{RIG}}(x)) + (\mathbb{B}\text{ias}[\hat{F}_{n,b}^{\text{RIG}}(x)])^2 \\ &= n^{-1}F(x)(1 - F(x)) \\ &\quad - n^{-1}b^{1/2} \cdot \frac{f(x)}{2} \left[\lim_{b \rightarrow 0} b^{-1/2} \mathbb{E}[|T_1 - T_2|] \right] \\ &\quad + b^2 \cdot \frac{1}{4}x^4(f'(x))^2 + \mathcal{O}_x(n^{-1}b) + o_x(b^2), \end{aligned} \quad (8.3)$$

where $T_1, T_2 \stackrel{\text{i.i.d.}}{\sim} \text{RIG}(x^{-1}(1 - b)^{-1}, x^{-1}b^{-1})$. The quantity $\lim_{b \rightarrow 0} b^{-1/2} \mathbb{E}[|T_1 - T_2|]$ needs to be approximated numerically. In particular, if $f(x) \left[\lim_{b \rightarrow 0} b^{-1/2} \mathbb{E}[|T_1 - T_2|] \right] \cdot f'(x) \neq 0$, the asymptotically optimal choice of b , with respect to MSE, is

$$b_{\text{opt}} = n^{-2/3} \left[\frac{4 \cdot \frac{1}{4}x^4(f'(x))^2}{\frac{f(x)}{2} \lim_{b \rightarrow 0} b^{-1/2} \mathbb{E}[|T_1 - T_2|]} \right]^{-2/3} \quad (8.4)$$

with

$$\begin{aligned} \text{MSE}(\hat{F}_{n,b_{\text{opt}}}^{\text{RIG}}(x)) &= n^{-1}F(x)(1-F(x)) \\ &\quad - n^{-4/3} \frac{3}{4} \left[\frac{(\frac{f(x)}{2} \lim_{b \rightarrow 0} b^{-1/2} \mathbb{E}[|T_1 - T_2|])^4}{4 \cdot \frac{1}{4} x^4 (f'(x))^2} \right]^{1/3} \\ &\quad + o_x(n^{-4/3}). \end{aligned} \quad (8.5)$$

Proposition 8.3 (Mean integrated squared error). *Assuming that the target density $f = F'$ satisfies*

$$\int_0^\infty f(x) \left[\lim_{b \rightarrow 0} b^{-1/2} \mathbb{E}[|T_1 - T_2|] \right] dx < \infty \quad \text{and} \quad \int_0^\infty x^4 (f'(x))^2 dx < \infty, \quad (8.6)$$

where $T_1, T_2 \stackrel{\text{i.i.d.}}{\sim} \text{RIG}(x^{-1}(1-b)^{-1}, x^{-1}b^{-1})$, then we have

$$\begin{aligned} \text{MISE}(\hat{F}_{n,b}^{\text{RIG}}(x)) &= \int_0^\infty \text{Var}(\hat{F}_{n,b}^{\text{RIG}}(x)) dx + \int_0^\infty (\text{Bias}[\hat{F}_{n,b}^{\text{RIG}}(x)])^2 dx \\ &= n^{-1} \int_0^\infty F(x)(1-F(x)) dx \\ &\quad - n^{-1} b^{1/2} \int_0^\infty \frac{f(x)}{2} \left[\lim_{b \rightarrow 0} b^{-1/2} \mathbb{E}[|T_1 - T_2|] \right] dx \\ &\quad + b^2 \int_0^\infty \frac{x^4}{4} (f'(x))^2 dx + o(n^{-1} b^{1/2}) + o(b^2). \end{aligned} \quad (8.7)$$

The quantity $\lim_{b \rightarrow 0} b^{-1/2} \mathbb{E}[|T_1 - T_2|]$ needs to be approximated numerically. In particular, if $\int_0^\infty x^4 (f'(x))^2 dx > 0$, the asymptotically optimal choice of b , with respect to MISE, is

$$b_{\text{opt}} = n^{-2/3} \left[\frac{4 \int_0^\infty \frac{1}{4} x^4 (f'(x))^2 dx}{\int_0^\infty \frac{f(x)}{2} \lim_{b \rightarrow 0} b^{-1/2} \mathbb{E}[|T_1 - T_2|] dx} \right]^{-2/3} \quad (8.8)$$

with

$$\begin{aligned} \text{MISE}(\hat{F}_{n,b_{\text{opt}}}^{\text{RIG}}(x)) &= n^{-1} \int_0^\infty F(x)(1-F(x)) dx \\ &\quad - n^{-4/3} \frac{3}{4} \left[\frac{(\int_0^\infty \frac{f(x)}{2} \lim_{b \rightarrow 0} b^{-1/2} \mathbb{E}[|T_1 - T_2|] dx)^4}{4 \int_0^\infty \frac{1}{4} x^4 (f'(x))^2 dx} \right]^{1/3} \\ &\quad + o(n^{-4/3}). \end{aligned} \quad (8.9)$$

Proposition 8.4 (Asymptotic normality). *For any $x > 0$ such that $0 < F(x) < 1$, we have the following convergence in distribution:*

$$n^{1/2}(\hat{F}_{n,b}^{\text{RIG}}(x) - \mathbb{E}[\hat{F}_{n,b}^{\text{IGau}}(x)]) \xrightarrow{\mathcal{D}} \mathcal{N}(0, \sigma^2(x)), \quad \text{as } b \rightarrow 0, n \rightarrow \infty, \quad (8.10)$$

where $\sigma^2(x) := F(x)(1-F(x))$. In particular, Lemma 8.1 implies

$$n^{1/2}(\hat{F}_{n,b}^{\text{RIG}}(x) - F(x)) \xrightarrow{\mathcal{D}} \mathcal{N}(0, \sigma^2(x)), \quad \text{if } n^{1/2}b \rightarrow 0, \quad (8.11)$$

$$n^{1/2}(\hat{F}_{n,b}^{\text{RIG}}(x) - F(x)) \xrightarrow{\mathcal{D}} \mathcal{N}(\lambda \cdot \frac{x^2}{2} f'(x), \sigma^2(x)), \quad \text{if } n^{1/2}b \rightarrow \lambda, \quad (8.12)$$

for any constant $\lambda > 0$.

9. Numerical study

As in [Mombeni et al. \(2019\)](#), we generated $M = 1000$ samples of size $n = 256$ and $n = 1000$ from eight distributions:

1. Burr(1, 3, 1), with the following parametrization for the density function:

$$f_1(x | \lambda, c, k) := \frac{ck}{\lambda} \left(\frac{x}{\lambda}\right)^{c-1} \left[1 + \left(\frac{x}{\lambda}\right)^c\right]^{-k-1} \mathbb{1}_{(0, \infty)}(x), \quad \lambda, c, k > 0; \quad (9.1)$$

2. Gamma(0.6, 2), with the following parametrization for the density function:

$$f_2(x | \alpha, \theta) := \frac{x^{\alpha-1} \exp(-\frac{x}{\theta})}{\theta^\alpha \Gamma(\alpha)} \mathbb{1}_{(0, \infty)}(x), \quad \alpha, \theta > 0; \quad (9.2)$$

3. Gamma(4, 2), with the following parametrization for the density function:

$$f_3(x | \alpha, \theta) := \frac{x^{\alpha-1} \exp(-\frac{x}{\theta})}{\theta^\alpha \Gamma(\alpha)} \mathbb{1}_{(0, \infty)}(x), \quad \alpha, \theta > 0; \quad (9.3)$$

4. GeneralizedPareto(0.4, 1, 0), with the following parametrization for the density function:

$$f_4(x | \xi, \sigma, \mu) := \frac{1}{\sigma} \left[1 + \xi \left(\frac{x-\mu}{\sigma}\right)\right]^{-\frac{1}{\xi}-1} \mathbb{1}_{(\mu, \infty)}(x), \quad \xi, \sigma > 0, \mu \in \mathbb{R}; \quad (9.4)$$

5. HalfNormal(1), with the following parametrization for the density function:

$$f_5(x | \sigma) := \sqrt{\frac{2}{\pi\sigma^2}} \exp\left(-\frac{x^2}{2\sigma^2}\right) \mathbb{1}_{(0, \infty)}(x), \quad \sigma > 0; \quad (9.5)$$

6. LogNormal(0, 0.75), with the following parametrization for the density function:

$$f_6(x | \mu, \sigma) := \frac{1}{x\sqrt{2\pi\sigma^2}} \exp\left(-\frac{(\log x - \mu)^2}{2\sigma^2}\right) \mathbb{1}_{(0, \infty)}(x), \quad \mu \in \mathbb{R}, \sigma > 0; \quad (9.6)$$

7. Weibull(1.5, 1.5), with the following parametrization for the density function:

$$f_7(x | \lambda, k) := \frac{k}{\lambda} \left(\frac{x}{\lambda}\right)^{k-1} \exp\left(-\left(\frac{x}{\lambda}\right)^k\right) \mathbb{1}_{(0, \infty)}(x), \quad \lambda, k > 0; \quad (9.7)$$

8. Weibull(3, 2), with the following parametrization for the density function:

$$f_8(x | \lambda, k) := \frac{k}{\lambda} \left(\frac{x}{\lambda}\right)^{k-1} \exp\left(-\left(\frac{x}{\lambda}\right)^k\right) \mathbb{1}_{(0, \infty)}(x), \quad \lambda, k > 0. \quad (9.8)$$

For each of the eight distributions ($i = 1, 2, \dots, 8$), each of the ten estimators ($j = 1, 2, \dots, 10$), each sample size ($n = 256, 1000$), and each sample ($k = 1, 2, \dots, M$), we calculated the integrated squared errors

$$\text{ISE}_{i,j,n}^{(k)} := \int_0^\infty (\hat{F}_{j,n}^{(k)}(x) - F_i(x))^2 dx, \quad (9.9)$$

where

1. $\hat{F}_{1,n}^{(k)}$ denotes the estimator $\hat{F}_{n,b_{\text{opt}}}^{\text{Gam}}$ from (2.1) applied to the k -th sample;
2. $\hat{F}_{2,n}^{(k)}$ denotes the estimator $\hat{F}_{n,b_{\text{opt}}}^{\text{IGam}}$ from (2.2) applied to the k -th sample;
3. $\hat{F}_{3,n}^{(k)}$ denotes the estimator $\hat{F}_{n,b_{\text{opt}}}^{\text{LN}}$ from (2.3) applied to the k -th sample;

4. $\hat{F}_{4,n}^{(k)}$ denotes the estimator $\hat{F}_{n,b_{\text{opt}}}^{\text{IGau}}$ from (2.4) applied to the k -th sample;
5. $\hat{F}_{5,n}^{(k)}$ denotes the estimator $\hat{F}_{n,b_{\text{opt}}}^{\text{RIG}}$ from (2.5) applied to the k -th sample;
6. $\hat{F}_{6,n}^{(k)}$ denotes the estimator $\hat{F}_{n,b_{\text{opt}}}^{\text{B-S}}$ from (2.6) applied to the k -th sample;
7. $\hat{F}_{7,n}^{(k)}$ denotes the estimator $\hat{F}_{n,b_{\text{opt}}}^{\text{W}}$ from (2.7) applied to the k -th sample;

(for $\hat{F}_{1,n}^{(k)}$ to $\hat{F}_{7,n}^{(k)}$, b_{opt} is optimal with respect to the MISE (see (4.8), (5.8), (6.8), (7.8) and (8.8)) and approximated under the assumption that the target distribution is Gamma($\hat{\alpha}_n^{(k)}, \hat{\theta}_n^{(k)}$), where $\hat{\alpha}_n^{(k)}$ and $\hat{\theta}_n^{(k)}$ are the maximum likelihood estimates for the k -th sample) and

8. $\hat{F}_{8,n}^{(k)}(x) := \frac{1}{n} \sum_{\ell=1}^n \text{Epa}\left(\frac{x-X_{\ell}^{(k)}}{b_{\text{LNO}}}\right)$, where
 - $\text{Epa}(u) := \left(\frac{1}{2} + \frac{3u}{4} - \frac{u^3}{4}\right) \cdot \mathbb{1}_{(-1,1)}(u) + \mathbb{1}_{[1,\infty)}(u)$ denotes the c.d.f. of the Epanechnikov kernel,
 - b_{LNO} is selected by minimizing the Leave-None-Out criterion from page 197 in Altman & Léger (1995);
9. $\hat{F}_{9,n}^{(k)}(x) := \frac{1}{n} \sum_{\ell=1}^n \left\{ \text{Epa}\left(\frac{x-X_{\ell}^{(k)}}{b_{\text{CV}}}\right) \mathbb{1}_{[b_{\text{CV}},\infty)}(x) + \text{Epa}\left(\frac{x-X_{\ell}^{(k)}}{x}\right) \mathbb{1}_{(0,b_{\text{CV}})}(x) \right\}$ is the boundary modified kernel estimator from Example 2.3 in Tenreiro (2013), where
 - $\text{Epa}(u) := \left(\frac{1}{2} + \frac{3u}{4} - \frac{u^3}{4}\right) \cdot \mathbb{1}_{(-1,1)}(u) + \mathbb{1}_{[1,\infty)}(u)$ denotes the c.d.f. of the Epanechnikov kernel,
 - b_{CV} is selected by minimizing the Cross-Validation criterion from page 180 in Tenreiro (2013);
10. $\hat{F}_{10,n}^{(k)}(x) := \frac{1}{n} \sum_{\ell=1}^n \mathbb{1}_{\{X_{\ell}^{(k)} \leq x\}}$ is the empirical c.d.f. applied to the k -th sample;

Everywhere in our R code, we approximated the integrals on $(0, \infty)$ using the `integral` function from the R package `pracma` (the base function `integrate` had serious precision issues). Table 9.1 below shows the mean and standard deviation of the ISE's, i.e.,

$$\frac{1}{M} \sum_{k=1}^M \text{ISE}_{i,j,n}^{(k)} \quad \text{and} \quad \sqrt{\frac{1}{M-1} \sum_{k=1}^M \left(\text{ISE}_{i,j,n}^{(k)} - \frac{1}{M} \sum_{k'=1}^M \text{ISE}_{i,j,n}^{(k')} \right)^2}, \quad (9.10)$$

for the eight distributions ($i = 1, 2, \dots, 8$), the ten estimators ($j = 1, 2, \dots, 10$) and the two sample sizes ($n = 256, 1000$). All the values presented in the table have been multiplied by 10^4 . In Table 9.2, we computed, for each distribution and each sample size, the difference between the ISE means and the lowest ISE mean for the corresponding distribution and sample size (i.e., the ISE means minus the ISE mean of the best estimator on the corresponding line). The totals of those differences are also calculated for each sample size on the two “total” lines. Figure 9.3 gives a better idea of the distribution of ISE's by displaying the boxplot of the ISE's for every distribution and every estimator, when the sample size is $n = 1000$. Finally, the Figures 9.4, 9.5, 9.6, 9.7, 9.8, 9.9, 9.10, 9.11 (one figure for each of the eight distributions) show a collection of ten c.d.f. estimates from each of the ten estimators.

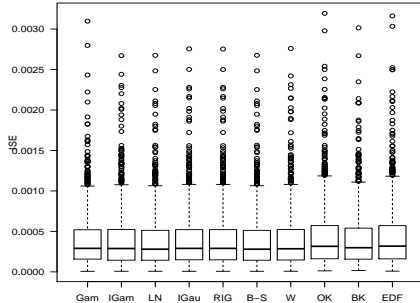
Here are the results, which we discuss in Section 10:

$\times 10^{-4}$	i	Gam($i=1$)		IGam($i=2$)		LN($i=3$)		IGau($i=4$)		RIG($i=5$)		B-S($i=6$)		W($i=7$)		OK($i=8$)		BK($i=9$)		EDF($i=10$)	
n	j	mean	std.	mean	std.	mean	std.	mean	std.	mean	std.	mean	std.	mean	std.	mean	std.	mean	std.	mean	std.
256	1	1.39	1.27	1.37	1.34	1.31	1.26	1.37	1.32	1.37	1.32	1.31	1.26	1.37	1.32	1.54	1.43	1.47	1.34	1.54	1.44
	2	2.59	2.36	2.50	2.53	2.36	2.42	2.49	2.46	2.49	2.47	2.36	2.42	2.50	2.51	2.76	2.44	2.67	2.57	2.76	2.45
	3	6.70	6.28	6.77	6.58	6.62	6.28	6.69	6.45	6.69	6.45	6.62	6.28	6.74	6.54	7.44	7.01	6.70	6.39	7.44	7.00
	4	3.74	3.14	3.60	3.27	3.36	3.15	3.61	3.20	3.61	3.21	3.36	3.14	3.60	3.26	3.96	3.24	3.80	3.27	3.97	3.24
	5	1.14	1.10	1.18	1.13	1.18	1.07	1.17	1.13	1.17	1.13	1.18	1.07	1.17	1.12	1.26	1.19	1.10	1.14	1.26	1.19
	6	1.93	1.83	1.91	1.89	1.81	1.80	1.91	1.87	1.91	1.87	1.81	1.80	1.91	1.88	2.13	1.94	2.05	1.93	2.13	1.95
	7	1.75	1.82	1.77	1.99	1.68	1.83	1.76	1.96	1.76	1.96	1.68	1.83	1.76	1.95	1.95	1.93	1.73	2.04	1.95	1.92
	8	2.69	2.71	2.75	2.78	2.81	2.66	2.67	2.71	2.67	2.71	2.81	2.66	2.75	2.75	3.02	2.88	2.56	2.59	3.03	2.88
1000	1	0.40	0.36	0.39	0.36	0.38	0.35	0.39	0.36	0.39	0.36	0.38	0.35	0.39	0.36	0.43	0.39	0.41	0.36	0.43	0.39
	2	0.72	0.70	0.70	0.69	0.67	0.67	0.70	0.69	0.70	0.69	0.67	0.67	0.70	0.69	0.75	0.71	0.73	0.72	0.75	0.71
	3	2.01	2.09	2.05	2.22	2.02	2.16	2.04	2.15	2.04	2.15	2.02	2.16	2.05	2.20	2.23	2.29	1.99	2.09	2.23	2.30
	4	0.99	0.79	0.97	0.82	0.93	0.80	0.97	0.81	0.97	0.81	0.93	0.80	0.97	0.82	1.03	0.82	1.00	0.82	1.03	0.83
	5	0.31	0.31	0.31	0.31	0.31	0.30	0.31	0.31	0.31	0.31	0.31	0.30	0.31	0.31	0.33	0.32	0.30	0.32	0.33	0.32
	6	0.47	0.43	0.47	0.43	0.46	0.42	0.47	0.43	0.47	0.43	0.46	0.42	0.47	0.43	0.50	0.45	0.49	0.43	0.50	0.45
	7	0.46	0.46	0.46	0.48	0.44	0.45	0.46	0.48	0.46	0.48	0.44	0.45	0.46	0.48	0.49	0.50	0.46	0.48	0.49	0.50
	8	0.72	0.74	0.74	0.75	0.75	0.74	0.73	0.75	0.73	0.75	0.75	0.74	0.74	0.75	0.78	0.80	0.70	0.72	0.78	0.81

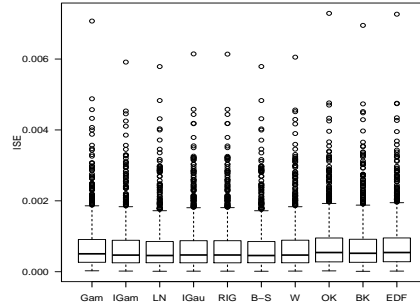
Table 9.1: The mean and standard deviation of the $\text{ISE}_{i,j,n}^{(k)}$, $k = 1, 2, \dots, M$, for the eight distributions ($i = 1, 2, \dots, 8$), the ten estimators ($j = 1, 2, \dots, 10$) and the two sample sizes ($n = 256, 1000$). All the values presented in the table have been multiplied by 10^4 . The ordinary kernel estimator \hat{F}_8 is denoted by OK, the boundary kernel estimator \hat{F}_9 is denoted by BK, and the empirical c.d.f. \hat{F}_{10} is denoted by EDF. For each line in the table, the lowest ISE means are highlighted in blue.

$\times 10^{-4}$	i	Gam($i=1$)	IGam($i=2$)	LN($i=3$)	IGau($i=4$)	RIG($i=5$)	B-S($i=6$)	W($i=7$)	OK($i=8$)	BK($i=9$)	EDF($i=10$)
n	j	diff. with lowest mean	diff. with lowest mean	diff. with lowest mean	diff. with lowest mean	diff. with lowest mean	diff. with lowest mean	diff. with lowest mean	diff. with lowest mean	diff. with lowest mean	diff. with lowest mean
256	1	0.08	0.06	0.00	0.06	0.06	0.00	0.06	0.23	0.16	0.23
	2	0.23	0.14	0.00	0.14	0.13	0.00	0.14	0.40	0.32	0.40
	3	0.08	0.15	0.01	0.08	0.07	0.00	0.12	0.82	0.09	0.82
	4	0.38	0.24	0.00	0.25	0.24	0.00	0.23	0.60	0.43	0.60
	5	0.05	0.08	0.09	0.07	0.07	0.08	0.08	0.16	0.00	0.17
	6	0.12	0.10	0.00	0.10	0.10	0.00	0.10	0.32	0.24	0.32
	7	0.07	0.10	0.00	0.09	0.09	0.00	0.08	0.27	0.05	0.27
	8	0.13	0.19	0.25	0.11	0.11	0.25	0.19	0.46	0.00	0.46
total		1.14	1.07	0.35	0.89	0.88	0.34	0.99	3.26	1.29	3.28
1000	1	0.02	0.01	0.00	0.01	0.01	0.00	0.01	0.05	0.03	0.05
	2	0.04	0.02	0.00	0.02	0.02	0.00	0.02	0.07	0.06	0.08
	3	0.02	0.06	0.03	0.05	0.05	0.03	0.06	0.24	0.00	0.24
	4	0.06	0.04	0.00	0.04	0.04	0.00	0.04	0.10	0.07	0.10
	5	0.01	0.02	0.02	0.01	0.01	0.02	0.02	0.03	0.00	0.03
	6	0.02	0.02	0.00	0.02	0.02	0.00	0.02	0.04	0.04	0.04
	7	0.01	0.02	0.00	0.02	0.02	0.00	0.02	0.05	0.02	0.05
	8	0.02	0.04	0.05	0.03	0.03	0.05	0.04	0.08	0.00	0.08
total		0.20	0.23	0.10	0.20	0.20	0.10	0.24	0.66	0.22	0.68

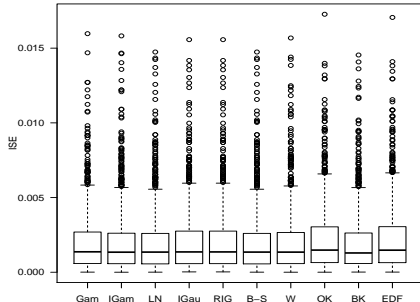
Table 9.2: For each of the eight distributions ($i = 1, 2, \dots, 8$) and each of the two sample sizes ($n = 256, 1000$), a cell represents the mean of the $\text{ISE}_{i,j,n}^{(k)}$, $k = 1, 2, \dots, M$, minus the lowest ISE mean for that line (i.e., minus the ISE mean of the best estimator for that specific distribution and sample size). For each estimator ($j = 1, 2, \dots, 10$) and each sample size, the total of those differences to the best ISE mean is calculated on the line called "total". For each sample size, the lowest totals are highlighted in blue.



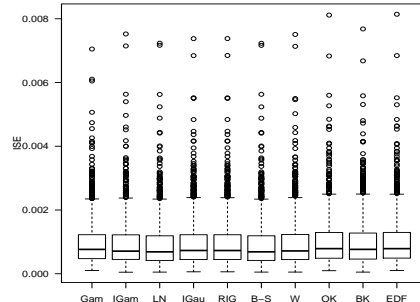
(a) Burr(1, 3, 1)



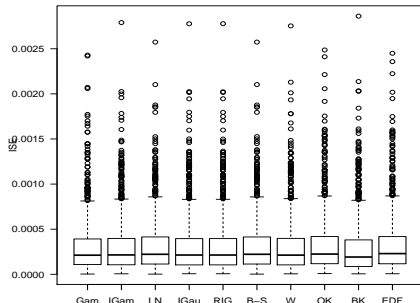
(b) Gamma(0.6, 2)



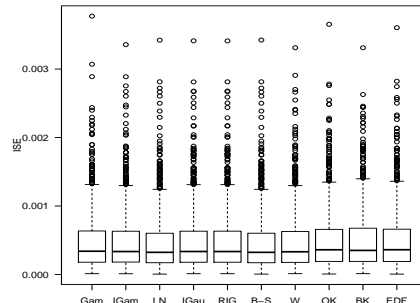
(c) Gamma(4, 2)



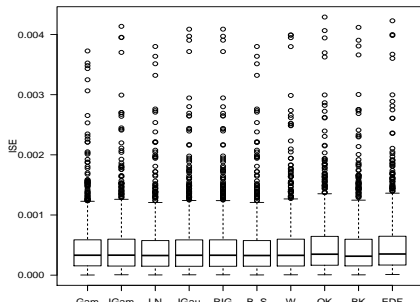
(d) GeneralizedPareto(0.4, 1, 0)



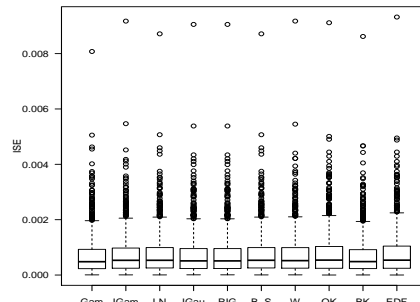
(e) HalfNormal(1)



(f) LogNormal(0, 0.75)



(g) Weibull(1.5, 1.5)



(h) Weibull(3, 2)

Figure 9.3: Boxplots of the $ISE_{i,j,n}^{(k)}$, $k = 1, 2, \dots, M$, for the eight distributions and the ten estimators, when the sample size is $n = 1000$.

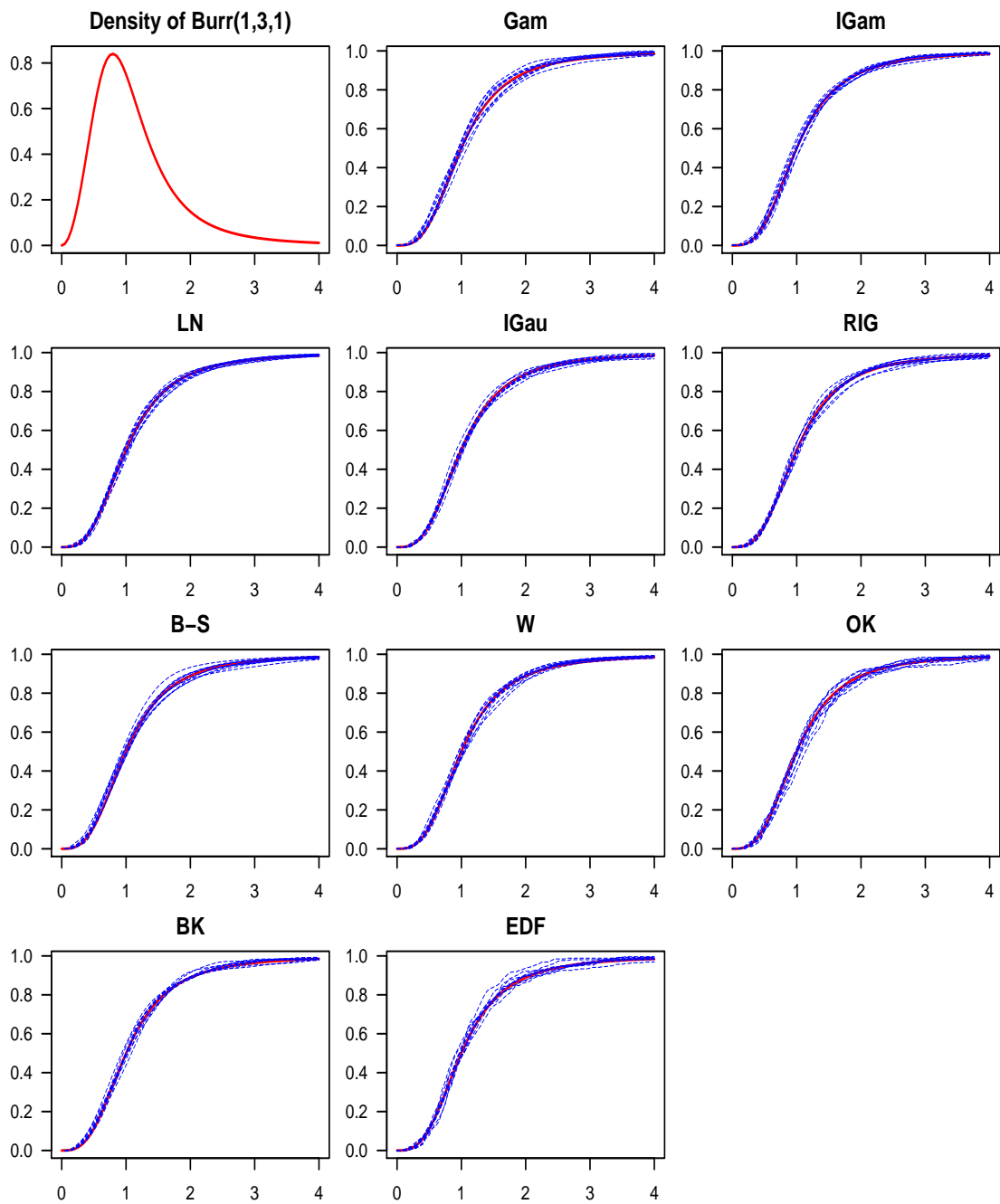


Figure 9.4: The Burr(1, 3, 1) density function appears on the top-left, and the true c.d.f. is depicted in red everywhere else. Each plot has ten estimates in blue for the Burr(1, 3, 1) c.d.f. using one of the ten estimators and $n = 256$.

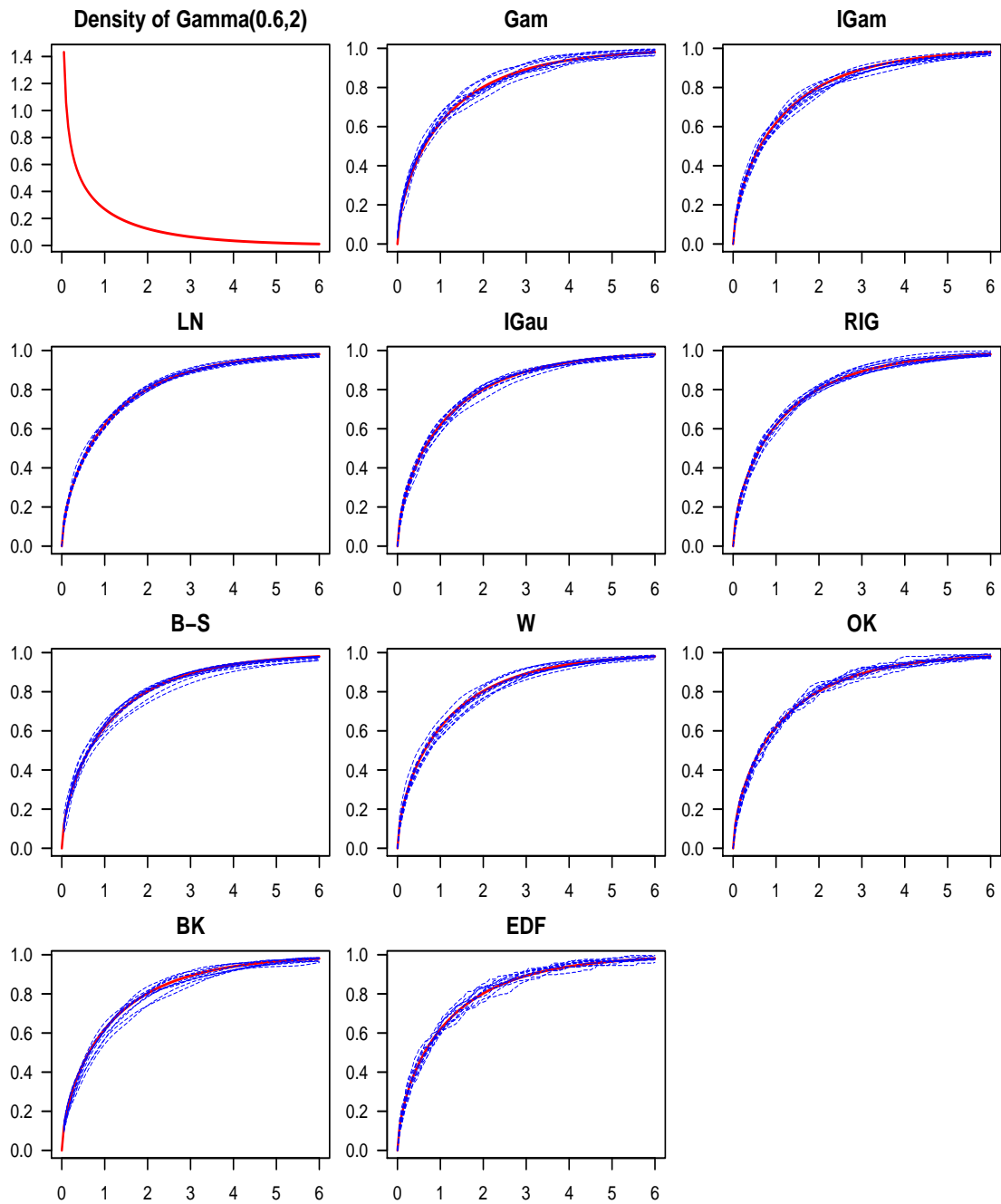


Figure 9.5: The Gamma(0.6,2) density function appears on the top-left, and the true c.d.f. is depicted in red everywhere else. Each plot has ten estimates in blue for the Gamma(0.6,2) c.d.f. using one of the ten estimators and $n = 256$.

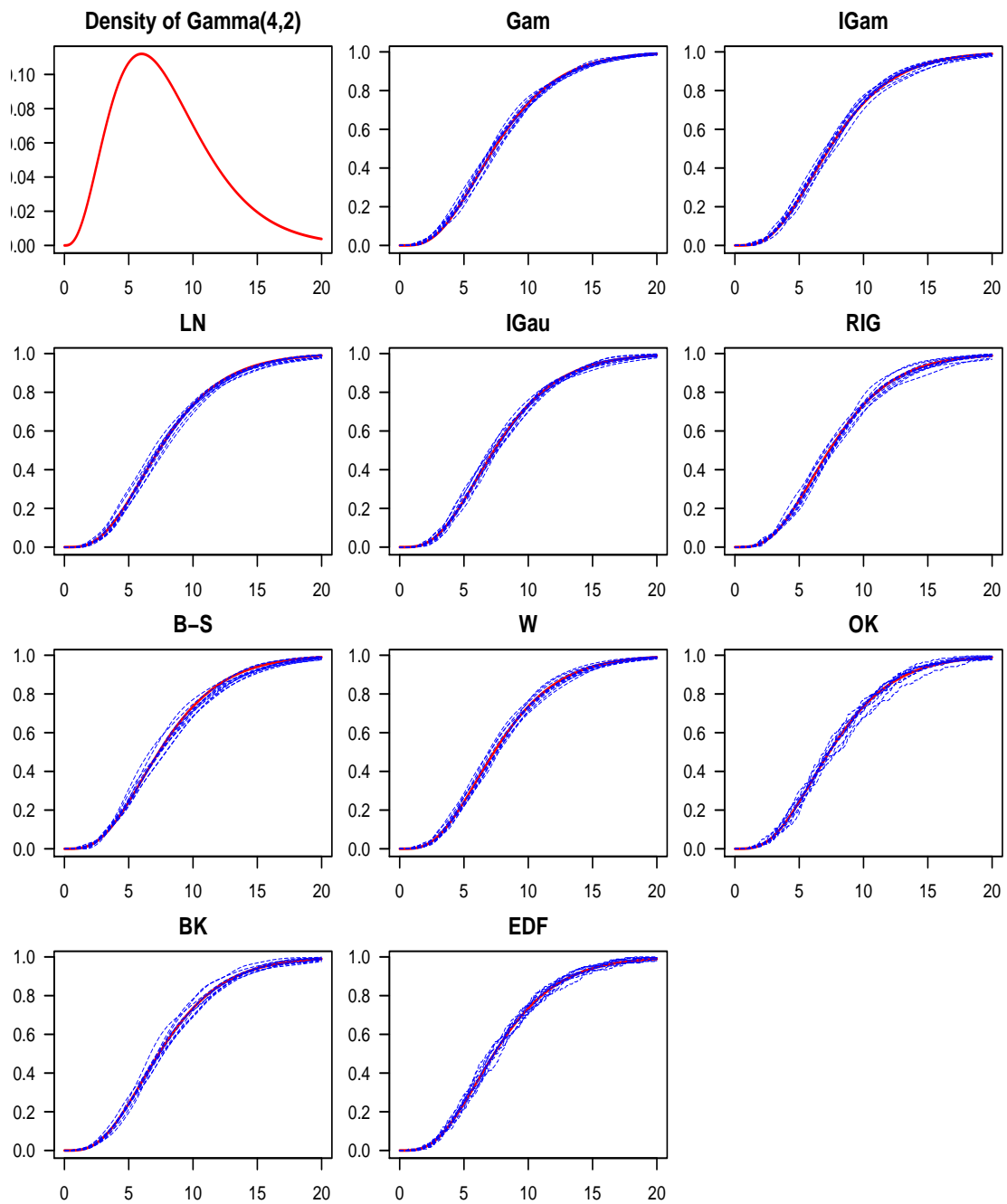


Figure 9.6: The Gamma(4, 2) density function appears on the top-left, and the true c.d.f. is depicted in red everywhere else. Each plot has ten estimates in blue for the Gamma(4, 2) c.d.f. using one of the ten estimators and $n = 256$.

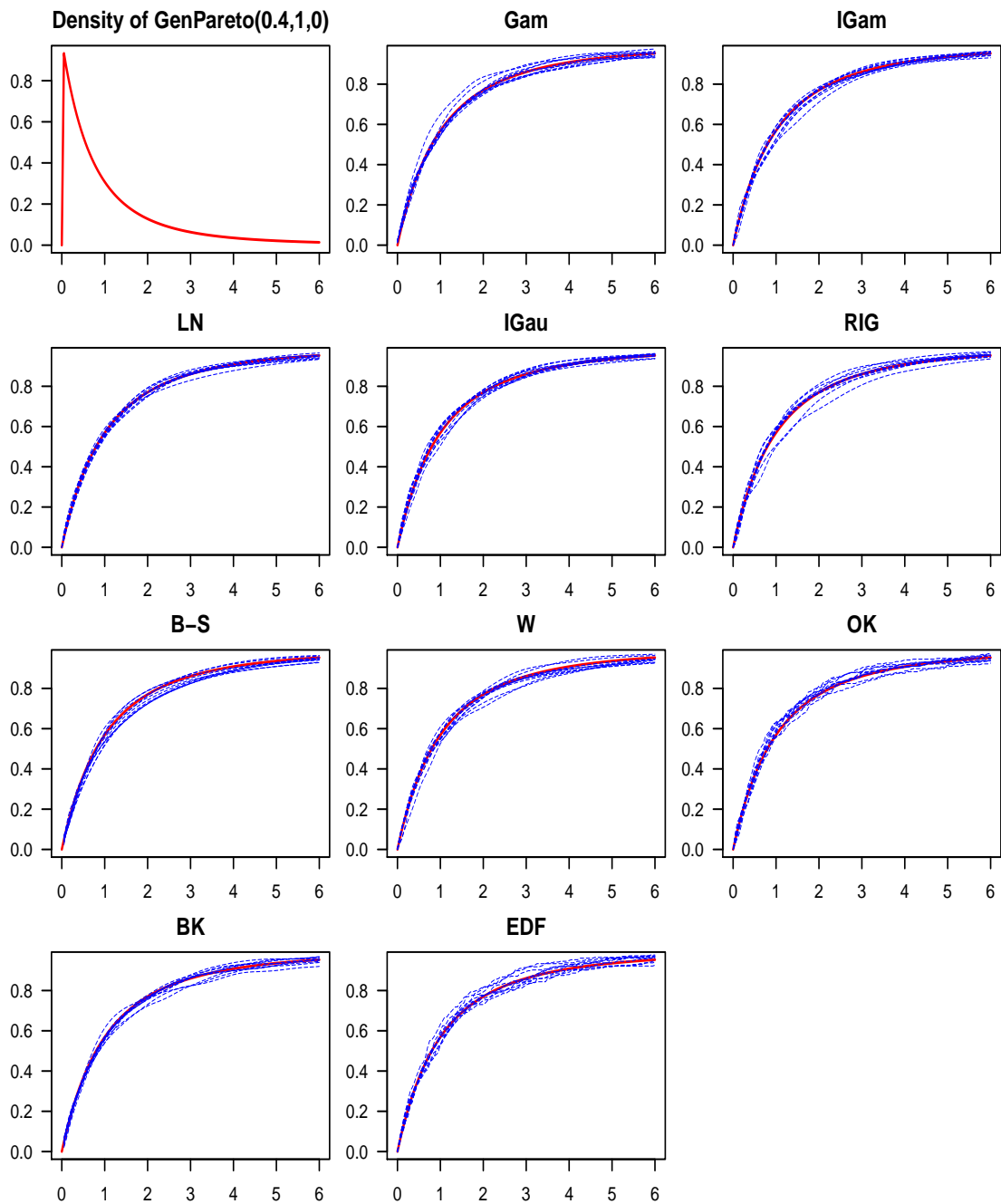


Figure 9.7: The GeneralizedPareto(0.4, 1, 0) density function appears on the top-left, and the true c.d.f. is depicted in red everywhere else. Each plot has ten estimates in blue for the GeneralizedPareto(0.4, 1, 0) c.d.f. using one of the ten estimators and $n = 256$.

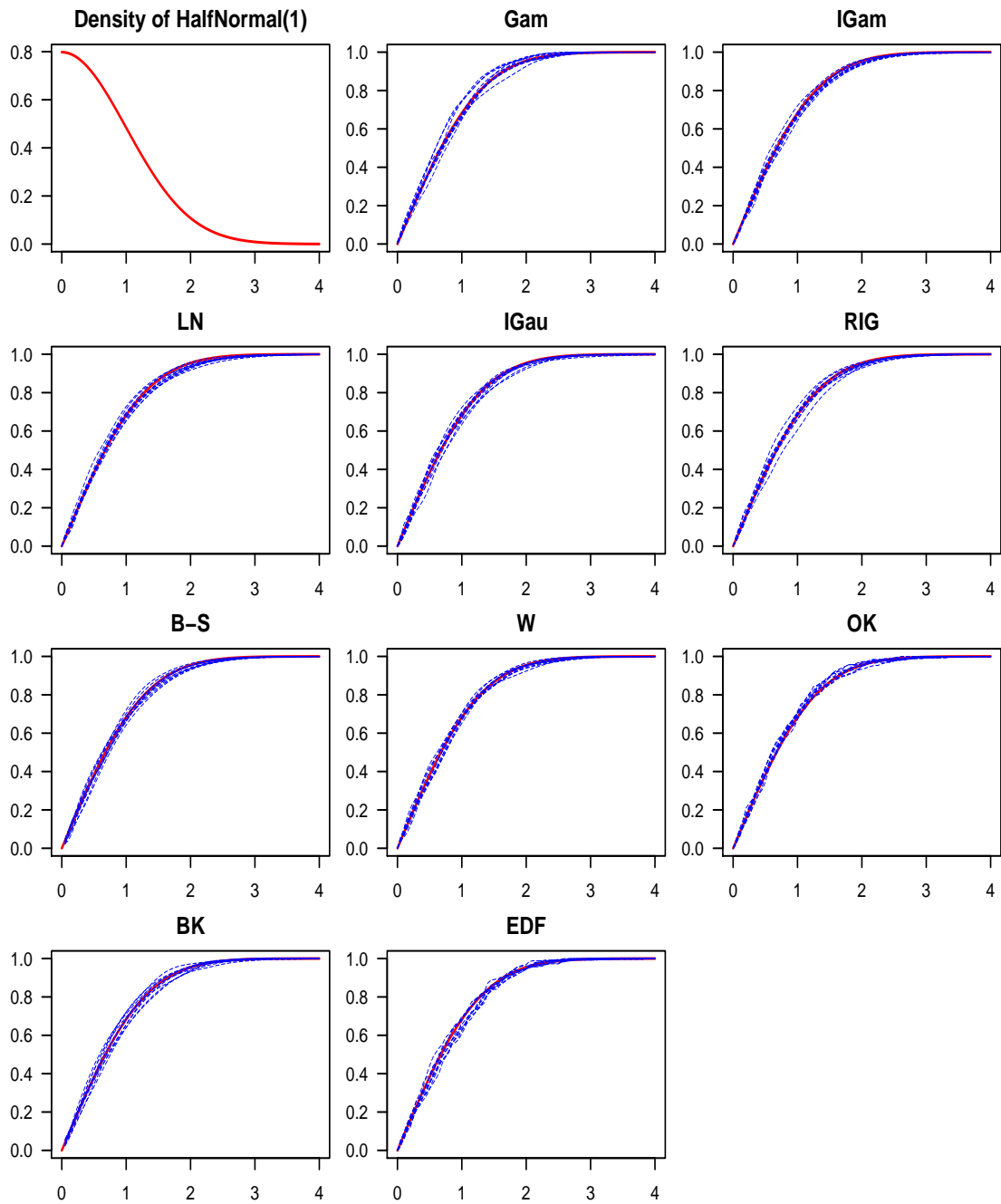


Figure 9.8: The HalfNormal(1) density function appears on the top-left, and the true c.d.f. is depicted in red everywhere else. Each plot has ten estimates in blue for the HalfNormal(1) c.d.f. using one of the ten estimators and $n = 256$.

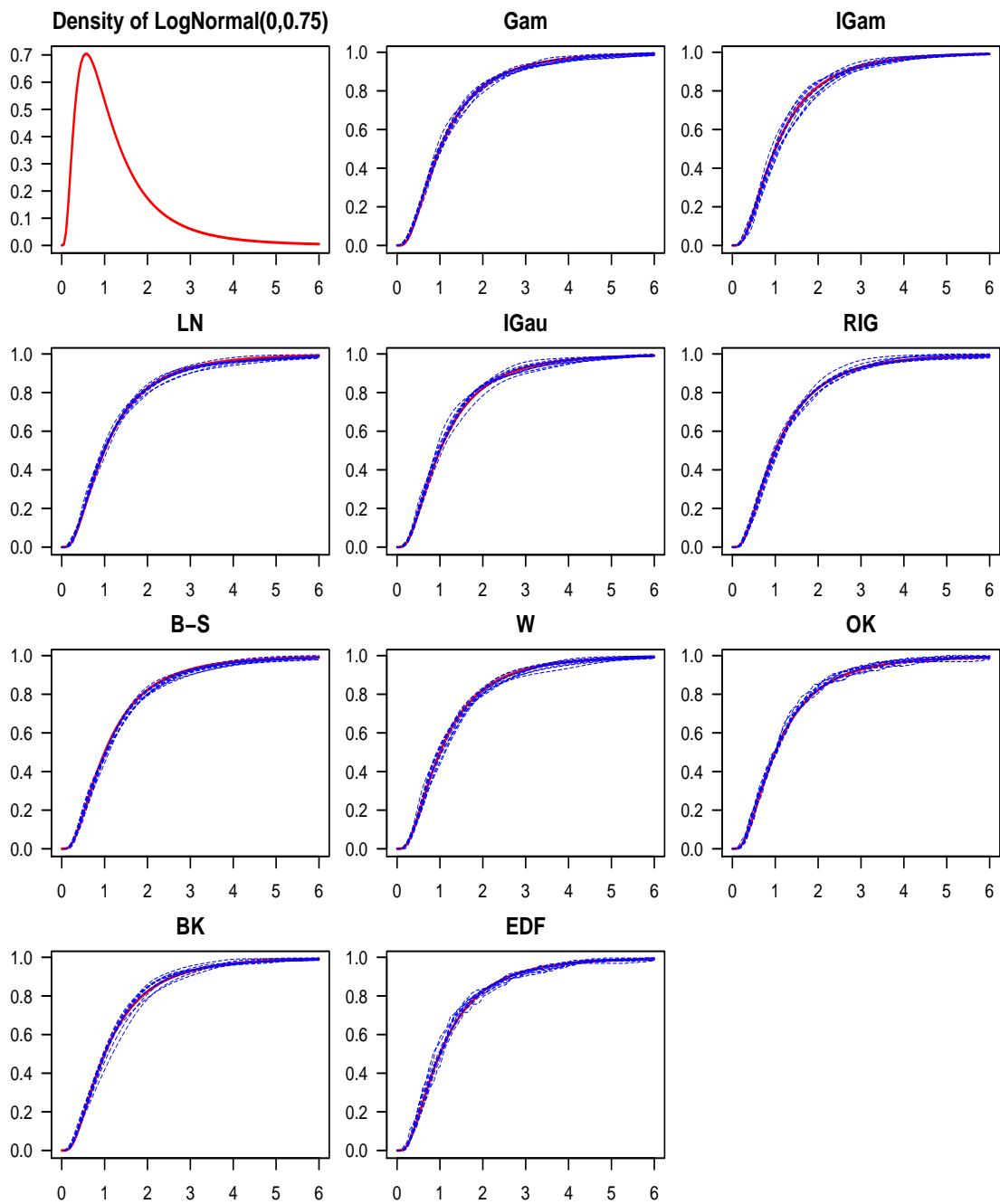


Figure 9.9: The LogNormal(0, 0.75) density function appears on the top-left, and the true c.d.f. is depicted in red everywhere else. Each plot has ten estimates in blue for the LogNormal(0, 0.75) c.d.f. using one of the ten estimators and $n = 256$.

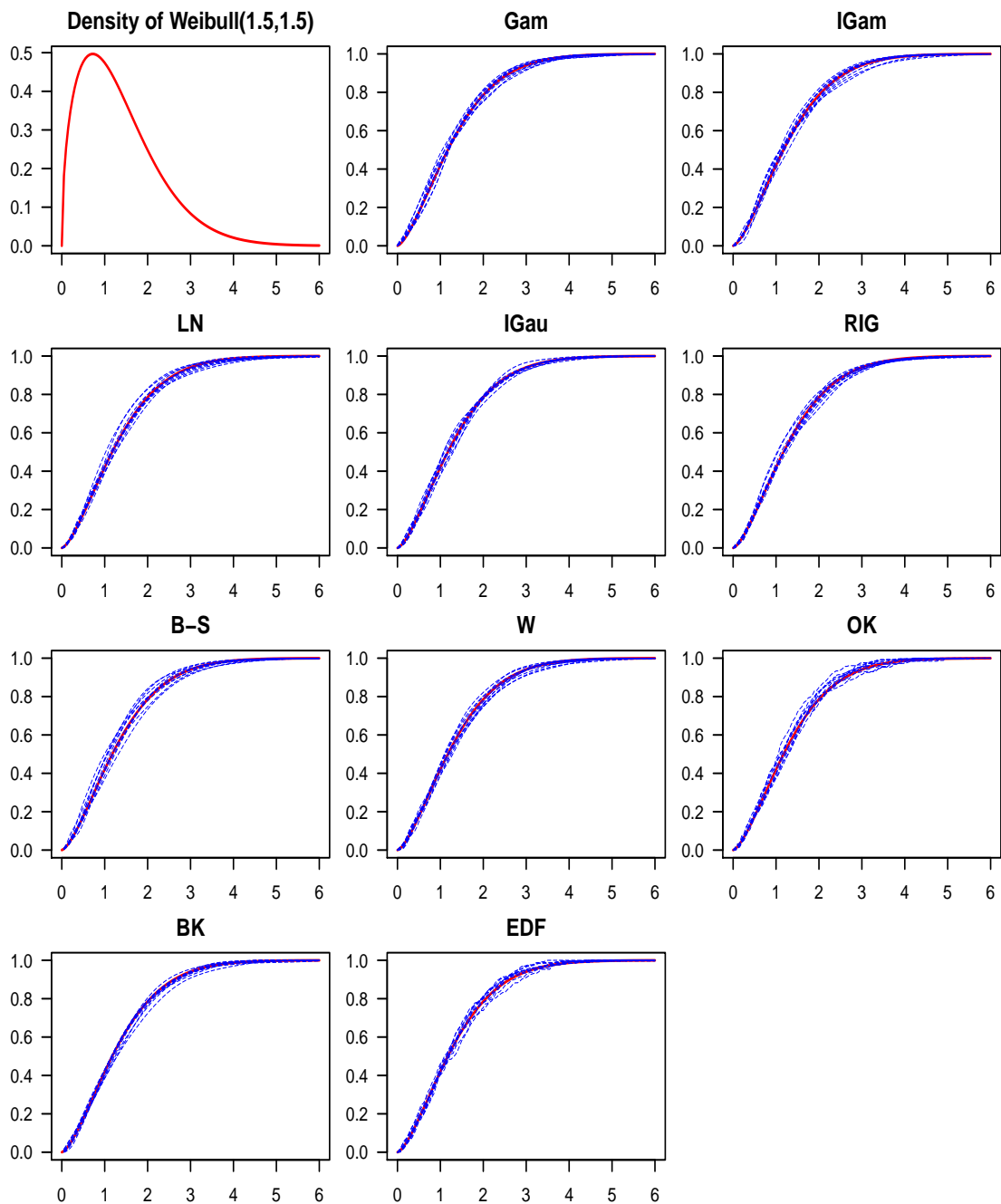


Figure 9.10: The Weibull(1.5, 1.5) density function appears on the top-left, and the true c.d.f. is depicted in red everywhere else. Each plot has ten estimates in blue for the Weibull(1.5, 1.5) c.d.f. using one of the ten estimators and $n = 256$.

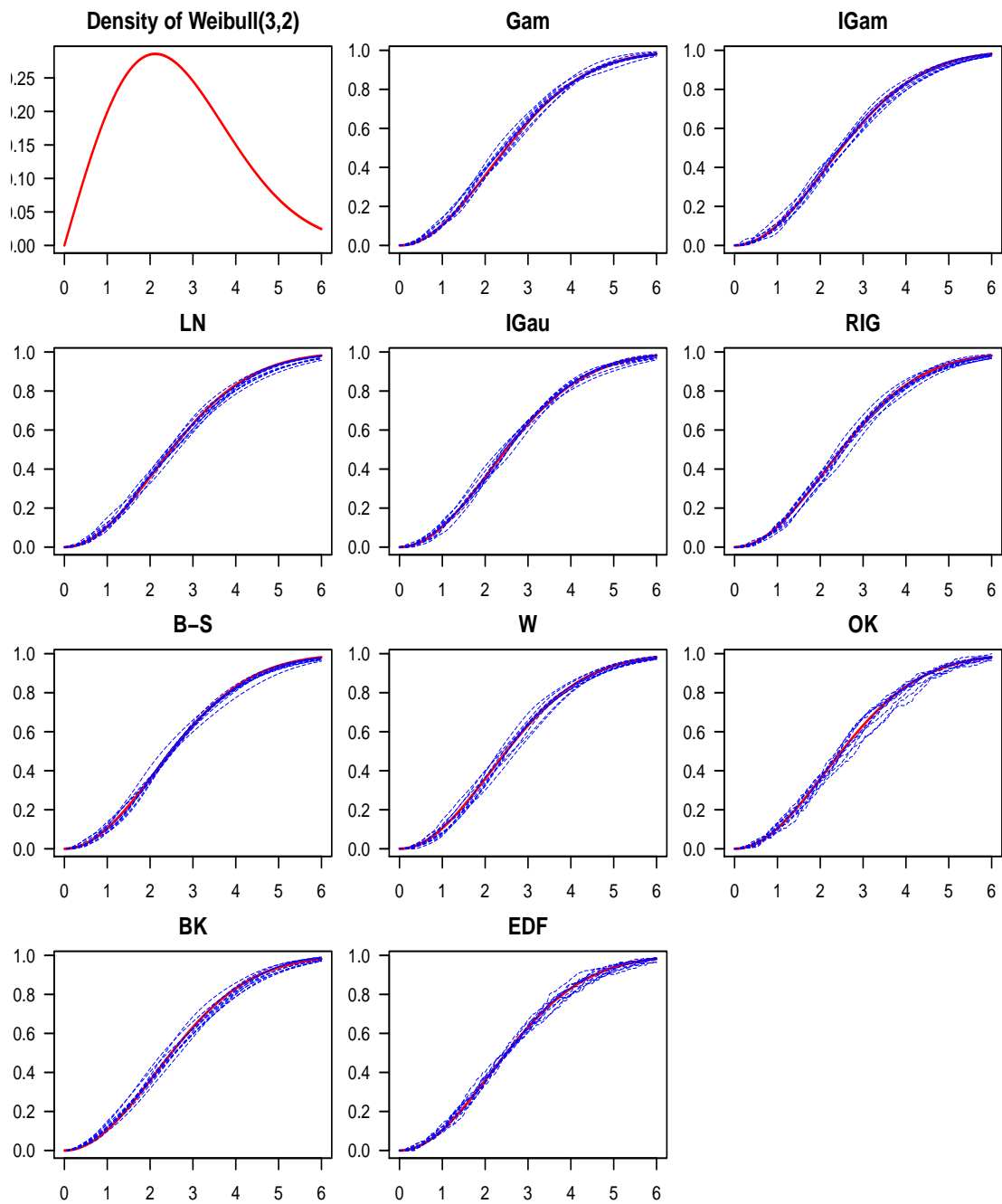


Figure 9.11: The Weibull(3, 2) density function appears on the top-left, and the true c.d.f. is depicted in red everywhere else. Each plot has ten estimates in blue for the Weibull(3, 2) c.d.f. using one of the ten estimators and $n = 256$.

10. Discussion of the simulation results

In Table 9.1, we see that the LN and B-S kernel c.d.f. estimators performed the best (had the lowest ISE means) for the majority of the distributions considered ($j = 1, 2, 3, 4, 6, 7$ for $n = 256$ and $j = 1, 2, 4, 6, 7$ for $n = 1000$). They also always did so in pair, with the same ISE mean up to the second decimal. For the remaining cases, the boundary kernel estimator (BK) from Tenreiro (2013) had the lowest ISE means. As expected, the ordinary kernel estimator and the empirical c.d.f. performed the worst. In Mombeni *et al.* (2019), the authors reported that the empirical c.d.f. performed better than the BK estimator, but this has to be a programming error (especially since the bandwidth was optimized with a plug-in method). Overall, our means and standard deviations in Table 9.1 seem to be lower than the ones reported in Mombeni *et al.* (2019) at least in part because we used a more precise option (the `pracma::integral` function in R) to approximate the integrals involved in the bandwidth selection procedures and the computation of the ISE's.

In all cases, the asymmetric kernel estimators were at least competitive with the BK estimator in Table 9.1. Table 9.2, which shows the difference between an estimator's ISE mean and the lowest ISE mean for the corresponding distribution and sample size, paints a nicer picture of the asymmetric kernel c.d.f. estimators' performance. It shows that, for each sample size ($n = 256, 1000$), the total of those differences to the best ISE mean is significantly lower for the LN and B-S kernel estimators, compared to all the other alternatives. Also, the totals for all the asymmetric kernel estimators are lower than for the BK estimator when $n = 256$ and are in the same range (or better in the case of LN and B-S) when $n = 1000$. This means that all the asymmetric kernel estimators are overall better alternatives (or at least always remain competitive) compared to the BK estimator, although the advantage seems to dissipate (except for LN and B-S) when n increases.

11. Conclusion

In this paper, we considered five new asymmetric kernel c.d.f. estimators, namely the Gamma (Gam), inverse Gamma (IGam), lognormal (LN), inverse Gaussian (IGau) and reciprocal inverse Gaussian (RIG) kernel c.d.f. estimators. We proved the asymptotic normality of these estimators and also found asymptotic expressions for their bias, variance, mean squared error and mean integrated squared error. The expressions for the optimal bandwidth under the mean integrated squared error was used in each case to implement a bandwidth selection procedure in our simulation study. With the same experimental design as in Mombeni *et al.* (2019) (but with an improved approximation of the integrals involved in the bandwidth selection procedures and the computation of the ISE's), our results show that the lognormal and Birnbaum-Saunders kernel c.d.f. estimators perform the best overall. The results also show that all seven asymmetric kernel c.d.f. estimator are better in some cases and at least always competitive against the boundary kernel alternative presented in Tenreiro (2013). In that sense, all seven asymmetric kernel c.d.f. estimators are safe to use in place of more traditional methods. We recommend using the lognormal and Birnbaum-Saunders kernel c.d.f. estimators in the future.

A. Proof of the results for the Gam kernel

Proof of Lemma 4.1. If T denotes a random variable with the density

$$k_{\text{Gam}}(t | \alpha, \theta) = \frac{t^{\alpha-1} e^{-t/\theta}}{\theta^\alpha \Gamma(\alpha)}, \quad \text{with } (\alpha, \theta) = (b^{-1}x + 1, b), \quad (\text{A.1})$$

then integration by parts yields

$$\begin{aligned} \mathbb{E}[\hat{F}_{n,b}^{\text{Gam}}(x)] - F(x) &= \mathbb{E}[F(T)] - F(x) \\ &= f(x) \cdot \mathbb{E}[T - x] + \frac{1}{2} f'(x) \cdot \mathbb{E}[(T - x)^2] + o_x(\mathbb{E}[(T - x)^2]) \\ &= f(x) \cdot b + \frac{1}{2} f'(x) \cdot b(2b + x) + o_x(b) \\ &= b \cdot (f(x) + \frac{x}{2} f'(x)) + o_x(b). \end{aligned} \quad (\text{A.2})$$

Now, we want to compute the expression for the variance. Let S be a random variable with density $t \mapsto 2k_{\text{Gam}}(t | b^{-1}x + 1, b) \overline{K}_{\text{Gam}}(t | b^{-1}x + 1, b)$ and note that $\min\{T_1, T_2\}$ has that particular distribution if $T_1, T_2 \sim \text{Gam}(b^{-1}x + 1, b)$ are independent. Then, integration by parts and Corollary F.2 yield, for any given $x \in (0, \infty)$,

$$\begin{aligned} \mathbb{E}[\overline{K}_{\text{Gam}}^2(X_1, b^{-1}x + 1, b)] &= \mathbb{E}[F(S)] \\ &= F(x) + f(x) \cdot \mathbb{E}[S - x] + \mathcal{O}_x(\mathbb{E}[(S - x)^2]) \\ &= F(x) + f(x) \cdot \left[-\sqrt{\frac{bx}{\pi}} + \mathcal{O}_x(b) \right] + \mathcal{O}_x(b) \\ &= F(x) - b^{1/2} \cdot \frac{\sqrt{x} f(x)}{\sqrt{\pi}} + \mathcal{O}_x(b). \end{aligned} \quad (\text{A.3})$$

so that

$$\begin{aligned} \text{Var}(\hat{F}_{n,b}^{\text{Gam}}(x)) &= n^{-1} \mathbb{E}[\overline{K}_{\text{Gam}}^2(X_1, b^{-1}x + 1, b)] - n^{-1} (\mathbb{E}[\hat{F}_{n,b}^{\text{Gam}}(x)])^2 \\ &= n^{-1} F(x)(1 - F(x)) - n^{-1} b^{1/2} \cdot \frac{\sqrt{x} f(x)}{\sqrt{\pi}} + \mathcal{O}_x(n^{-1}b). \end{aligned} \quad (\text{A.4})$$

This ends the proof. \square

Proof of Proposition 4.3. Note that $\hat{F}_{n,b}^{\text{Gam}}(x) - \mathbb{E}[\hat{F}_{n,b}^{\text{Gam}}(x)] = \frac{1}{n} \sum_{i=1}^n Z_{i,b}$ where

$$Z_{i,b} := \overline{K}_{\text{Gam}}(X_i | b^{-1}x + 1, b) - \mathbb{E}[\overline{K}_{\text{Gam}}(X_i | b^{-1}x + 1, b)], \quad 1 \leq i \leq n, \quad (\text{A.5})$$

are i.i.d. and centered random variables. It suffices to show the following Lindeberg condition for double arrays (see, e.g., Section 1.9.3 in [Serfling \(1980\)](#)): For every $\varepsilon > 0$,

$$s_b^{-2} \mathbb{E}[Z_{1,b}^2 \mathbf{1}_{\{|Z_{1,b}| > \varepsilon n^{1/2} s_b\}}] \longrightarrow 0, \quad \text{as } n \rightarrow \infty, \quad (\text{A.6})$$

where $s_b^2 := \mathbb{E}[Z_{1,b}^2]$ and $b = b(n) \rightarrow 0$. But this follows from the fact that $|Z_{1,b}| \leq 2$ for all $b > 0$, and $s_b = (n \text{Var}(\hat{F}_{n,b}^{\text{Gam}}))^{1/2} \rightarrow F(x)(1 - F(x))$ as $n \rightarrow \infty$ by Lemma 4.1. \square

B. Proof of the results for the IGam kernel

Proof of Lemma 5.1. If T denotes a random variable with the density

$$k_{\text{IGam}}(t | \alpha, \theta) = \frac{t^{-\alpha-1} e^{-1/(t\theta)}}{\theta^\alpha \Gamma(\alpha)}, \quad \text{with } (\alpha, \theta) = (b^{-1} + 1, x^{-1}b), \quad (\text{B.1})$$

then integration by parts yields (assuming $0 < b < 1/2$)

$$\begin{aligned} \mathbb{E}[\hat{F}_{n,b}^{\text{IGam}}(x)] - F(x) &= \mathbb{E}[F(T)] - F(x) \\ &= f(x) \cdot \mathbb{E}[T - x] + \frac{1}{2} f'(x) \cdot \mathbb{E}[(T - x)^2] + o_x(\mathbb{E}[(T - x)^2]) \\ &= f(x) \cdot 0 + \frac{1}{2} f'(x) \cdot \frac{bx^2}{1-b} + o_x(b) \\ &= b \cdot \frac{x^2}{2} f'(x) + o_x(b). \end{aligned} \quad (\text{B.2})$$

Now, we want to compute the expression for the variance. Let S be a random variable with density $t \mapsto 2k_{\text{IGam}}(t | b^{-1} + 1, x^{-1}b) \bar{K}_{\text{IGam}}(t | b^{-1} + 1, x^{-1}b)$ and note that $\min\{T_1, T_2\}$ has that particular distribution if $T_1, T_2 \sim \text{IGam}(b^{-1} + 1, x^{-1}b)$ are independent. Then, integration by parts and Corollary F.4, for any given $x \in (0, \infty)$,

$$\begin{aligned} \mathbb{E}[\bar{K}_{\text{IGam}}^2(X_1, b^{-1} + 1, x^{-1}b)] &= \mathbb{E}[F(S)] \\ &= F(x) + f(x) \cdot \mathbb{E}[S - x] + \mathcal{O}_x(\mathbb{E}[(S - x)^2]) \\ &= F(x) + f(x) \cdot \left[-x \sqrt{\frac{b}{\pi}} + \mathcal{O}_x(b) \right] + \mathcal{O}_x(b) \\ &= F(x) - b^{1/2} \cdot \frac{xf(x)}{\sqrt{\pi}} + \mathcal{O}_x(b). \end{aligned} \quad (\text{B.3})$$

so that

$$\begin{aligned} \text{Var}(\hat{F}_{n,b}^{\text{IGam}}(x)) &= n^{-1} \mathbb{E}[\bar{K}_{\text{IGam}}^2(X_1, b^{-1} + 1, x^{-1}b)] - n^{-1} (\mathbb{E}[\hat{F}_{n,b}^{\text{IGam}}(x)])^2 \\ &= n^{-1} F(x)(1 - F(x)) - n^{-1} b^{1/2} \cdot \frac{xf(x)}{\sqrt{\pi}} + \mathcal{O}_x(n^{-1}b). \end{aligned} \quad (\text{B.4})$$

This ends the proof. \square

Proof of Proposition 5.3. Note that $\hat{F}_{n,b}^{\text{IGam}}(x) - \mathbb{E}[\hat{F}_{n,b}^{\text{IGam}}(x)] = \frac{1}{n} \sum_{i=1}^n Z_{i,b}$ where

$$Z_{i,b} := \bar{K}_{\text{IGam}}(X_i | b^{-1} + 1, x^{-1}b) - \mathbb{E}[\bar{K}_{\text{IGam}}(X_i | b^{-1} + 1, x^{-1}b)], \quad 1 \leq i \leq n, \quad (\text{B.5})$$

are i.i.d. and centered random variables. It suffices to show the following Lindeberg condition for double arrays (see, e.g., Section 1.9.3 in Serfling (1980)): For every $\varepsilon > 0$,

$$s_b^{-2} \mathbb{E}[Z_{1,b}^2 \mathbf{1}_{\{|Z_{1,b}| > \varepsilon n^{1/2} s_b\}}] \longrightarrow 0, \quad \text{as } n \rightarrow \infty, \quad (\text{B.6})$$

where $s_b^2 := \mathbb{E}[Z_{1,b}^2]$ and $b = b(n) \rightarrow 0$. But this follows from the fact that $|Z_{1,b}| \leq 2$ for all $b > 0$, and $s_b = (n \text{Var}(\hat{F}_{n,b}^{\text{IGam}}))^{1/2} \rightarrow F(x)(1 - F(x))$ as $n \rightarrow \infty$ by Lemma 5.1. \square

C. Proof of the results for the LN kernel

Proof of Lemma 6.1. If T denotes a random variable with the density

$$k_{\text{LN}}(t | \mu, \sigma) = \frac{1}{t\sqrt{2\pi\sigma^2}} \exp\left(-\frac{(\log t - \mu)^2}{2\sigma^2}\right), \quad \text{with } (\mu, \sigma) = (\log x, \sqrt{b}), \quad (\text{C.1})$$

then integration by parts yields

$$\begin{aligned} \mathbb{E}[\hat{F}_{n,b}^{\text{LN}}(x)] - F(x) &= \mathbb{E}[F(T)] - F(x) \\ &= f(x) \cdot \mathbb{E}[T - x] + \frac{1}{2}f'(x) \cdot \mathbb{E}[(T - x)^2] + o_x(\mathbb{E}[(T - x)^2]) \\ &= f(x) \cdot x(e^{b/2} - 1) + \frac{1}{2}f'(x) \cdot x^2(e^{2b} - 2e^{b/2} + 1) + o_x(b) \\ &= b \cdot \frac{x}{2}(f(x) + xf'(x)) + o_x(b). \end{aligned} \quad (\text{C.2})$$

Now, we want to compute the expression for the variance. Let S be a random variable with density $t \mapsto 2k_{\text{LN}}(t | \log x, \sqrt{b})\bar{K}_{\text{LN}}(t | \log x, \sqrt{b})$ and note that $\min\{T_1, T_2\}$ has that particular distribution if $T_1, T_2 \sim \text{LN}(\log x, \sqrt{b})$ are independent. Then, integration by parts and Corollary F.6 yield, for any given $x \in (0, \infty)$,

$$\begin{aligned} \mathbb{E}[\bar{K}_{\text{LN}}^2(X_1, \log x, \sqrt{b})] &= \mathbb{E}[F(S)] \\ &= F(x) + f(x) \cdot \mathbb{E}[S - x] + \mathcal{O}_x(\mathbb{E}[(S - x)^2]) \\ &= F(x) + f(x) \cdot [b^{1/2} \cdot \frac{-x}{\sqrt{\pi}} + \mathcal{O}_x(b)] + \mathcal{O}_x(b) \\ &= F(x) - b^{1/2} \cdot \frac{xf(x)}{\sqrt{\pi}} + \mathcal{O}_x(b). \end{aligned} \quad (\text{C.3})$$

so that

$$\begin{aligned} \text{Var}(\hat{F}_{n,b}^{\text{LN}}(x)) &= n^{-1}\mathbb{E}[\bar{K}_{\text{LN}}^2(X_1, \log x, \sqrt{b})] - n^{-1}(\mathbb{E}[\hat{F}_{n,b}^{\text{LN}}(x)])^2 \\ &= n^{-1}F(x)(1 - F(x)) - n^{-1}b^{1/2} \cdot \frac{xf(x)}{\sqrt{\pi}} + \mathcal{O}_x(n^{-1}b). \end{aligned} \quad (\text{C.4})$$

This ends the proof. \square

Proof of Proposition 6.3. Note that $\hat{F}_{n,b}^{\text{LN}}(x) - \mathbb{E}[\hat{F}_{n,b}^{\text{LN}}(x)] = \frac{1}{n} \sum_{i=1}^n Z_{i,b}$ where

$$Z_{i,b} := \bar{K}_{\text{LN}}(X_i | \log x, \sqrt{b}) - \mathbb{E}[\bar{K}_{\text{LN}}(X_i | \log x, \sqrt{b})], \quad 1 \leq i \leq n, \quad (\text{C.5})$$

are i.i.d. and centered random variables. It suffices to show the following Lindeberg condition for double arrays (see, e.g., Section 1.9.3 in [Serfling \(1980\)](#)): For every $\varepsilon > 0$,

$$s_b^{-2} \mathbb{E}[Z_{1,b}^2 \mathbf{1}_{\{|Z_{1,b}| > \varepsilon n^{1/2} s_b\}}] \longrightarrow 0, \quad \text{as } n \rightarrow \infty, \quad (\text{C.6})$$

where $s_b^2 := \mathbb{E}[Z_{1,b}^2]$ and $b = b(n) \rightarrow 0$. But this follows from the fact that $|Z_{1,b}| \leq 2$ for all $b > 0$, and $s_b = (n \text{Var}(\hat{F}_{n,b}^{\text{LN}}))^{1/2} \rightarrow F(x)(1 - F(x))$ as $n \rightarrow \infty$ by Lemma 6.1. \square

D. Proof of the results for the IGau kernel

Proof of Lemma 7.1. If T denotes a random variable with the density

$$k_{\text{IGau}}(t \mid \mu, \lambda) = \sqrt{\frac{\lambda}{2\pi t^3}} \exp\left(-\lambda \frac{(t-\mu)^2}{2\mu^2 t}\right), \quad \text{with } (\mu, \lambda) = (x, b^{-1}x), \quad (\text{D.1})$$

then integration by parts yields

$$\begin{aligned} \mathbb{E}[\hat{F}_{n,b}^{\text{IGau}}(x)] - F(x) &= \mathbb{E}[F(T)] - F(x) \\ &= f(x) \cdot \mathbb{E}[T - x] + \frac{1}{2}f'(x) \cdot \mathbb{E}[(T - x)^2] + o_x(\mathbb{E}[(T - x)^2]) \\ &= f(x) \cdot 0 + \frac{1}{2}f'(x) \cdot x^2 b + o_x(b) \\ &= b \cdot \frac{x^2}{2} f'(x) + o_x(b). \end{aligned} \quad (\text{D.2})$$

Now, we want to compute the expression for the variance. Let S be a random variable with density $t \mapsto 2k_{\text{IGau}}(t \mid x, b^{-1}x)\bar{K}_{\text{IGau}}(t \mid x, b^{-1}x)$ and note that $\min\{T_1, T_2\}$, which can also be written as $\frac{1}{2}(T_1 + T_2) - \frac{1}{2}|T_1 - T_2|$, has that particular distribution if $T_1, T_2 \sim \text{IGau}(x, b^{-1}x)$ are independent. Then, integration by parts together with the fact that $\mathbb{E}[T_1] = \mathbb{E}[T_2] = x$ yield, for any given $x \in (0, \infty)$,

$$\begin{aligned} \mathbb{E}[\bar{K}_{\text{IGau}}^2(X_1, x, b^{-1}x)] &= \mathbb{E}[F(S)] \\ &= F(x) + f(x) \cdot \mathbb{E}[S - x] + \mathcal{O}_x(\mathbb{E}[(S - x)^2]) \\ &= F(x) + f(x) \cdot \left\{ -\frac{1}{2}\mathbb{E}[|T_1 - T_2|] \right\} + \mathcal{O}_x(b) \\ &= F(x) - b^{1/2} \cdot \frac{f(x)}{2} \left[\lim_{b \rightarrow 0} b^{-1/2} \mathbb{E}[|T_1 - T_2|] \right] + \mathcal{O}_x(b). \end{aligned} \quad (\text{D.3})$$

so that

$$\begin{aligned} \text{Var}(\hat{F}_{n,b}^{\text{IGau}}(x)) &= n^{-1}\mathbb{E}[\bar{K}_{\text{IGau}}^2(X_1, x, b^{-1}x)] - n^{-1}(\mathbb{E}[\hat{F}_{n,b}^{\text{IGau}}(x)])^2 \\ &= n^{-1}F(x)(1 - F(x)) \\ &\quad - n^{-1}b^{1/2} \cdot \frac{f(x)}{2} \left[\lim_{b \rightarrow 0} b^{-1/2} \mathbb{E}[|T_1 - T_2|] \right] + \mathcal{O}_x(n^{-1}b). \end{aligned} \quad (\text{D.4})$$

This ends the proof. \square

Proof of Proposition 7.3. Note that $\hat{F}_{n,b}^{\text{IGau}}(x) - \mathbb{E}[\hat{F}_{n,b}^{\text{IGau}}(x)] = \frac{1}{n} \sum_{i=1}^n Z_{i,b}$ where

$$Z_{i,b} := \bar{K}_{\text{IGau}}(X_i \mid x, b^{-1}x) - \mathbb{E}[\bar{K}_{\text{IGau}}(X_i \mid x, b^{-1}x)], \quad 1 \leq i \leq n, \quad (\text{D.5})$$

are i.i.d. and centered random variables. It suffices to show the following Lindeberg condition for double arrays (see, e.g., Section 1.9.3 in [Serfling \(1980\)](#)): For every $\varepsilon > 0$,

$$s_b^{-2} \mathbb{E}[Z_{1,b}^2 \mathbb{1}_{\{|Z_{1,b}| > \varepsilon n^{1/2} s_b\}}] \longrightarrow 0, \quad \text{as } n \rightarrow \infty, \quad (\text{D.6})$$

where $s_b^2 := \mathbb{E}[Z_{1,b}^2]$ and $b = b(n) \rightarrow 0$. But this follows from the fact that $|Z_{1,b}| \leq 2$ for all $b > 0$, and $s_b = (n \text{Var}(\hat{F}_{n,b}^{\text{IGau}}))^{1/2} \rightarrow F(x)(1 - F(x))$ as $n \rightarrow \infty$ by Lemma 7.1. \square

E. Proof of the results for the RIG kernel

Proof of Lemma 8.1. If T denotes a random variable with the density

$$k_{\text{RIG}}(t | \mu, \lambda) = \sqrt{\frac{\lambda}{2\pi t}} \exp\left(-\lambda \frac{(1 - \mu t)^2}{2\mu^2 t}\right), \quad \text{with } (\mu, \lambda) = (x^{-1}(1 - b)^{-1}, x^{-1}b^{-1}), \quad (\text{E.1})$$

then integration by parts yields

$$\begin{aligned} \mathbb{E}[\hat{F}_{n,b}^{\text{RIG}}(x)] - F(x) &= \mathbb{E}[F(T)] - F(x) \\ &= f(x) \cdot \mathbb{E}[T - x] + \frac{1}{2} f'(x) \cdot \mathbb{E}[(T - x)^2] + o_x(\mathbb{E}[(T - x)^2]) \\ &= f(x) \cdot 0 + \frac{1}{2} f'(x) \cdot x^2 b(1 + b) + o_x(b) \\ &= b \cdot \frac{1}{2} x^2 f'(x) + o_x(b). \end{aligned} \quad (\text{E.2})$$

Now, we want to compute the expression for the variance. Let S be a random variable with density $t \mapsto 2k_{\text{RIG}}(t | x^{-1}(1 - b)^{-1}, x^{-1}b^{-1})\bar{K}_{\text{RIG}}(t | x^{-1}(1 - b)^{-1}, x^{-1}b^{-1})$ and note that $\min\{T_1, T_2\}$, which can also be written as $\frac{1}{2}(T_1 + T_2) - \frac{1}{2}|T_1 - T_2|$, has that particular distribution if $T_1, T_2 \sim \text{RIG}(x^{-1}(1 - b)^{-1}, x^{-1}b^{-1})$ are independent. Then, integration by parts together with the fact that $\mathbb{E}[T_1] = \mathbb{E}[T_2] = x$ yield, for any given $x \in (0, \infty)$,

$$\begin{aligned} \mathbb{E}[\bar{K}_{\text{RIG}}^2(X_1, x^{-1}(1 - b)^{-1}, x^{-1}b^{-1})] &= \mathbb{E}[F(S)] \\ &= F(x) + f(x) \cdot \mathbb{E}[S - x] + \mathcal{O}_x(\mathbb{E}[(S - x)^2]) \\ &= F(x) + f(x) \cdot \left\{ -\frac{1}{2} \mathbb{E}[|T_1 - T_2|] \right\} + \mathcal{O}_x(b) \\ &= F(x) - b^{1/2} \cdot \frac{f(x)}{2} \left[\lim_{b \rightarrow 0} b^{-1/2} \mathbb{E}[|T_1 - T_2|] \right] + \mathcal{O}_x(b). \end{aligned} \quad (\text{E.3})$$

so that

$$\begin{aligned} \text{Var}(\hat{F}_{n,b}^{\text{RIG}}(x)) &= n^{-1} \mathbb{E}[\bar{K}_{\text{RIG}}^2(X_1, x^{-1}(1 - b)^{-1}, x^{-1}b^{-1})] - n^{-1} (\mathbb{E}[\hat{F}_{n,b}^{\text{RIG}}(x)])^2 \\ &= n^{-1} F(x)(1 - F(x)) \\ &\quad - n^{-1} b^{1/2} \cdot \frac{f(x)}{2} \left[\lim_{b \rightarrow 0} b^{-1/2} \mathbb{E}[|T_1 - T_2|] \right] + \mathcal{O}_x(n^{-1}b). \end{aligned} \quad (\text{E.4})$$

This ends the proof. \square

Proof of Proposition 8.3. Note that $\hat{F}_{n,b}^{\text{RIG}}(x) - \mathbb{E}[\hat{F}_{n,b}^{\text{RIG}}(x)] = \frac{1}{n} \sum_{i=1}^n Z_{i,b}$ where

$$\begin{aligned} Z_{i,b} &:= \bar{K}_{\text{RIG}}(X_i | x^{-1}(1 - b)^{-1}, x^{-1}b^{-1}) \\ &\quad - \mathbb{E}[\bar{K}_{\text{RIG}}(X_i | x^{-1}(1 - b)^{-1}, x^{-1}b^{-1})], \quad 1 \leq i \leq n, \end{aligned} \quad (\text{E.5})$$

are i.i.d. and centered random variables. It suffices to show the following Lindeberg condition for double arrays (see, e.g., Section 1.9.3 in [Serfling \(1980\)](#)): For every $\varepsilon > 0$,

$$s_b^{-2} \mathbb{E}[Z_{1,b}^2 \mathbf{1}_{\{|Z_{1,b}| > \varepsilon n^{1/2} s_b\}}] \longrightarrow 0, \quad \text{as } n \rightarrow \infty, \quad (\text{E.6})$$

where $s_b^2 := \mathbb{E}[Z_{1,b}^2]$ and $b = b(n) \rightarrow 0$. But this follows from the fact that $|Z_{1,b}| \leq 2$ for all $b > 0$, and $s_b = (n \text{Var}(\hat{F}_{n,b}^{\text{RIG}}))^{1/2} \rightarrow F(x)(1 - F(x))$ as $n \rightarrow \infty$ by Lemma 8.1. \square

F. Technical lemmas

The lemma below computes the first two moments for the minimum of two i.i.d. random variables with a Gamma distribution. The proof is a slight generalization of the answer provided by Felix Marin in the following [MathStackExchange post](#).²

Lemma F.1. *Let $X, Y \stackrel{\text{i.i.d.}}{\sim} \text{Gamma}(\alpha, \theta)$, then*

$$\mathbb{E}[(\min\{X, Y\})^j] = \frac{\theta^j \Gamma(\alpha + j)}{\Gamma(\alpha)} - \frac{j\theta^j}{\sqrt{\pi}} \cdot \frac{\Gamma(\alpha + j - 1/2)}{\Gamma(\alpha)}, \quad j \in \{1, 2\}, \quad (\text{F.1})$$

where $\Gamma(\alpha) := \int_0^\infty t^{\alpha-1} e^{-t} dt$ denotes the gamma function. In particular, for all $x \in \mathbb{R}$,

$$\mathbb{E}[(\min\{X, Y\} - x)] = \theta\alpha - \frac{\theta}{\sqrt{\pi}} \cdot \frac{\Gamma(\alpha + 1/2)}{\Gamma(\alpha)} - x, \quad (\text{F.2})$$

$$\begin{aligned} \mathbb{E}[(\min\{X, Y\} - x)^2] &= \theta^2 \alpha(\alpha + 1) - \frac{2\theta^2}{\sqrt{\pi}} \cdot \frac{\Gamma(\alpha + 3/2)}{\Gamma(\alpha)} \\ &\quad - 2x \left[\theta\alpha - \frac{\theta}{\sqrt{\pi}} \cdot \frac{\Gamma(\alpha + 1/2)}{\Gamma(\alpha)} \right] + x^2. \end{aligned} \quad (\text{F.3})$$

Proof. Assume throughout the proof that $j \in \{1, 2\}$. By the simple change of variables $(u, v) = (x/\theta, y/\theta)$, we have

$$\begin{aligned} \mathbb{E}[(\min\{X, Y\})^j] &= 2 \int_0^\infty \int_0^\infty y^j \frac{(xy)^{\alpha-1} e^{-(x+y)/\theta}}{\theta^{2\alpha} \Gamma^2(\alpha)} \mathbf{1}_{[0, \infty)}(x - y) dx dy \\ &= \frac{2\theta^j}{\Gamma^2(\alpha)} \int_0^\infty \int_0^\infty u^{\alpha-1} e^{-u} v^{\alpha+j-1} e^{-v} \mathbf{1}_{[0, \infty)}(u - v) du dv. \end{aligned} \quad (\text{F.4})$$

By the integral representation of the Heaviside function

$$\mathbf{1}_{[0, \infty)}(x) = \lim_{\varepsilon \rightarrow 0^+} \frac{1}{2\pi i} \int_{-\infty}^\infty \frac{1}{\tau - i\varepsilon} e^{ix\tau} d\tau, \quad (\text{F.5})$$

the above is

$$\begin{aligned} &= \frac{2\theta^j}{\Gamma^2(\alpha)} \lim_{\varepsilon \rightarrow 0^+} \frac{1}{2\pi i} \int_{-\infty}^\infty \frac{1}{\tau - i\varepsilon} \underbrace{\int_0^\infty u^{\alpha-1} e^{-(1-i\tau)u} du}_{=(1-i\tau)^{-\alpha} \Gamma(\alpha)} \underbrace{\int_0^\infty v^{\alpha+j-1} e^{-(1+i\tau)v} dv}_{=(1+i\tau)^{-\alpha-j} \Gamma(\alpha+j)} d\tau \\ &= \frac{2\theta^j \Gamma(\alpha + j)}{\Gamma(\alpha)} \lim_{\varepsilon \rightarrow 0^+} \frac{1}{2\pi i} \int_{-\infty}^\infty \frac{(1 + \tau^2)^{-\alpha} (1 + i\tau)^{-j}}{\tau - i\varepsilon} d\tau \\ &= \frac{2\theta^j \Gamma(\alpha + j)}{\Gamma(\alpha)} \left\{ \text{P.V.} \frac{1}{2\pi i} \int_{-\infty}^\infty \frac{(1 + \tau^2)^{-\alpha} (1 + i\tau)^{-j}}{\tau} d\tau \right. \\ &\quad \left. + \frac{1}{2\pi i} \int_{-\infty}^\infty (1 + \tau^2)^{-\alpha} (1 + i\tau)^{-j} \cdot i\pi \delta(\tau) d\tau \right\}, \end{aligned} \quad (\text{F.6})$$

²<https://math.stackexchange.com/questions/3910094/how-to-compute-this-double-integral-involving-the-gamma-function>

where δ denotes the Dirac delta function. The second term in the last brace is $1/2$ and the principal value is

$$\begin{aligned} &= \frac{1}{2\pi i} \int_0^\infty \frac{(1+\tau^2)^{-\alpha}}{\tau} \left[\frac{1}{(1+i\tau)^j} - \frac{1}{(1-i\tau)^j} \right] d\tau \\ &= -\frac{j}{\pi} \int_0^\infty (1+\tau^2)^{-\alpha-j} d\tau, \end{aligned} \quad (\text{F.7})$$

where we crucially used the fact that $j \in \{1, 2\}$ to obtain the last equality. Putting all the work back in (F.6), we get

$$\begin{aligned} \mathbb{E}[(\min\{X, Y\})^j] &= \frac{2\theta^j \Gamma(\alpha + j)}{\Gamma(\alpha)} \left\{ -\frac{j}{\pi} \int_0^\infty (1+\tau^2)^{-\alpha-j} d\tau + \frac{1}{2} \right\} \\ &= \frac{2\theta^j \Gamma(\alpha + j)}{\Gamma(\alpha)} \left\{ -\frac{j}{2\pi} \int_0^\infty t^{1/2-1} (1+t)^{-\alpha-j} dt + \frac{1}{2} \right\}. \end{aligned} \quad (\text{F.8})$$

The remaining integral can be evaluated using Ramanujan's master theorem. Indeed, note that

$$\begin{aligned} (1+t)^{-\alpha-j} &= \sum_{k=0}^\infty \binom{-\alpha-j}{k} t^k = \sum_{k=0}^\infty \binom{\alpha+j+k-1}{k} (-t)^k \\ &= \sum_{k=0}^\infty \varphi(k) \frac{(-t)^k}{k!}, \quad \text{with } \varphi(z) := \frac{\Gamma(\alpha+j+z)}{\Gamma(\alpha+j)}. \end{aligned} \quad (\text{F.9})$$

Therefore,

$$\int_0^\infty t^{1/2-1} (1+t)^{-\alpha-j} dt = \Gamma(1/2) \varphi(-1/2) = \frac{\sqrt{\pi} \Gamma(\alpha+j-1/2)}{\Gamma(\alpha+j)}. \quad (\text{F.10})$$

By putting this result in (F.8), we obtain

$$\mathbb{E}[(\min\{X, Y\})^j] = \frac{\theta^j \Gamma(\alpha + j)}{\Gamma(\alpha)} - \frac{j\theta^j}{\sqrt{\pi}} \cdot \frac{\Gamma(\alpha + j - 1/2)}{\Gamma(\alpha)}. \quad (\text{F.11})$$

This ends the proof. \square

Corollary F.2. Let $X, Y \stackrel{\text{i.i.d.}}{\sim} \text{Gamma}(b^{-1}x + 1, b)$ for some $x, b \in (0, \infty)$, then

$$\begin{aligned} \mathbb{E}[(\min\{X, Y\} - x)] &= b \left(\frac{x}{b} + 1 \right) - \frac{b}{\sqrt{\pi}} \cdot \frac{\Gamma(\frac{x}{b} + 3/2)}{\Gamma(\frac{x}{b} + 1)} - x \\ &= -\sqrt{\frac{bx}{\pi}} + b + \mathcal{O}_x(b^{3/2}), \end{aligned} \quad (\text{F.12})$$

$$\begin{aligned} \mathbb{E}[(\min\{X, Y\} - x)^2] &= b^2 \left(\frac{x}{b} + 1 \right) \left(\frac{x}{b} + 2 \right) - \frac{2b^2}{\sqrt{\pi}} \cdot \frac{\Gamma(\frac{x}{b} + 5/2)}{\Gamma(\frac{x}{b} + 1)} \\ &\quad - 2x \left[x - \sqrt{\frac{bx}{\pi}} + b + \mathcal{O}_x(b^{3/2}) \right] + x^2 \\ &= bx + \mathcal{O}_x(b^{3/2}). \end{aligned} \quad (\text{F.13})$$

The lemma below computes the first two moments for the minimum of two i.i.d. random variables with an inverse Gamma distribution.

Lemma F.3. *Let $X, Y \stackrel{\text{i.i.d.}}{\sim} \text{InverseGamma}(\alpha, \theta)$ and assume $\alpha > 2$, then*

$$\mathbb{E}[(\min\{X, Y\})^j] = \frac{\theta^{-j}\Gamma(\alpha - j)}{\Gamma(\alpha)} - \frac{j\theta^{-j}}{\sqrt{\pi}} \cdot \frac{\Gamma(\alpha - j)\Gamma(\alpha - 1/2)}{\Gamma^2(\alpha)}, \quad j \in \{1, 2\}, \quad (\text{F.14})$$

where Φ denotes the c.d.f. of the standard normal distribution. In particular, for all $x \in \mathbb{R}$,

$$\mathbb{E}[(\min\{X, Y\} - x)] = \frac{\theta^{-1}}{\alpha - 1} \left[1 - \frac{1}{\sqrt{\pi}} \cdot \frac{\Gamma(\alpha - 1/2)}{\Gamma(\alpha)} \right] - x, \quad (\text{F.15})$$

$$\begin{aligned} \mathbb{E}[(\min\{X, Y\} - x)^2] &= \frac{\theta^{-2}}{(\alpha - 1)(\alpha - 2)} \left[1 - \frac{2}{\sqrt{\pi}} \cdot \frac{\Gamma(\alpha - 1/2)}{\Gamma(\alpha)} \right] \\ &\quad - 2x \frac{\theta^{-1}}{\alpha - 1} \left[1 - \frac{1}{\sqrt{\pi}} \cdot \frac{\Gamma(\alpha - 1/2)}{\Gamma(\alpha)} \right] + x^2. \end{aligned} \quad (\text{F.16})$$

Proof. Assume throughout the proof that $j \in \{1, 2\}$. By the simple change of variables $(u, v) = (x^{-1}/\theta, y^{-1}/\theta)$ and the reparametrization $\tilde{\alpha} := \alpha - j > 0$, we have

$$\begin{aligned} \mathbb{E}[(\min\{X, Y\})^j] &= 2 \int_0^\infty \int_0^\infty y^j \frac{(xy)^{-\alpha-1} e^{-(x^{-1}+y^{-1})/\theta}}{\theta^{2\alpha}\Gamma^2(\alpha)} \mathbf{1}_{[0, \infty)}(x - y) dx dy \\ &= \frac{2\theta^{-j}}{\Gamma^2(\alpha)} \int_0^\infty \int_0^\infty u^{\alpha-1} e^{-u} v^{\alpha-j-1} e^{-v} \mathbf{1}_{[0, \infty)}(v - u) du dv \\ &= \frac{2\theta^{-j}}{\Gamma^2(\alpha)} \int_0^\infty \int_0^\infty u^{\tilde{\alpha}+j-1} e^{-u} v^{\tilde{\alpha}-1} e^{-v} \mathbf{1}_{[0, \infty)}(v - u) du dv. \end{aligned} \quad (\text{F.17})$$

We already evaluated this double integral in the proof of Lemma F.1 (with α instead of $\tilde{\alpha}$). The above is

$$= \frac{2\theta^{-j}}{\Gamma^2(\alpha)} \cdot \frac{\Gamma(\tilde{\alpha})}{2} \left[\Gamma(\tilde{\alpha} + j) - \frac{j}{2\sqrt{\pi}} \cdot \Gamma(\tilde{\alpha} + j - 1/2) \right]. \quad (\text{F.18})$$

This ends the proof. \square

Corollary F.4. *Let $X, Y \stackrel{\text{i.i.d.}}{\sim} \text{InverseGamma}(b^{-1} + 1, x^{-1}b)$ for some $x \in (0, \infty)$ and $b \in (0, 1)$, then*

$$\begin{aligned} \mathbb{E}[(\min\{X, Y\} - x)] &= -\frac{x}{\sqrt{\pi}} \cdot \frac{\Gamma(b^{-1} + 1/2)}{\Gamma(b^{-1} + 1)} \\ &= -x \sqrt{\frac{b}{\pi}} + \mathcal{O}_x(b^{3/2}), \end{aligned} \quad (\text{F.19})$$

$$\begin{aligned} \mathbb{E}[(\min\{X, Y\} - x)^2] &= x^2 \left[\frac{1}{1-b} - 1 \right] - \frac{2x^2}{\sqrt{\pi}} \frac{\Gamma(b^{-1} + 1/2)}{\Gamma(b^{-1} + 1)} \left[\frac{1}{1-b} - 1 \right] \\ &= bx^2 + \mathcal{O}_x(b^{3/2}). \end{aligned} \quad (\text{F.20})$$

The lemma below computes the first two moments for the minimum of two i.i.d. random variables with a lognormal distribution.

Lemma F.5. *Let $X, Y \stackrel{\text{i.i.d.}}{\sim} \text{LogNormal}(\mu, \sigma)$, then*

$$\mathbb{E}[(\min\{X, Y\})^a] = 2e^{a\mu + \frac{(a\sigma)^2}{2}} \Phi\left(-\frac{a\sigma}{\sqrt{2}}\right), \quad a > 0, \quad (\text{F.21})$$

where Φ denotes the c.d.f. of the standard normal distribution. In particular, for all $x \in \mathbb{R}$,

$$\mathbb{E}[(\min\{X, Y\} - x)] = 2e^{\mu + \frac{\sigma^2}{2}} \Phi\left(-\frac{\sigma}{\sqrt{2}}\right) - x,$$

$$\mathbb{E}[(\min\{X, Y\} - x)^2] = 2e^{2\mu + 2\sigma^2} \Phi(-\sqrt{2}\sigma) - 4xe^{\mu + \frac{\sigma^2}{2}} \Phi\left(-\frac{\sigma}{\sqrt{2}}\right) + x^2.$$

Proof. With the change of variables

$$\begin{pmatrix} u \\ v \end{pmatrix} = \frac{1}{\sqrt{2}} \begin{pmatrix} 1 & -1 \\ 1 & 1 \end{pmatrix} \begin{pmatrix} x \\ y \end{pmatrix}, \quad \left| \frac{d(u, v)}{d(x, y)} \right| = 1, \quad (\text{F.22})$$

we have

$$\begin{aligned} \mathbb{E}[(\min\{X, Y\})^a] &= 2 \int_{-\infty}^{\infty} \int_y^{\infty} e^{a(\mu + \sigma y)} \frac{1}{2\pi} e^{-\frac{x^2 + y^2}{2}} dx dy \\ &= 2 \int_{-\infty}^{\infty} \int_0^{\infty} e^{a(\mu + \sigma \frac{-u+v}{\sqrt{2}})} \frac{1}{2\pi} e^{-\frac{u^2 + v^2}{2}} du dv \\ &= 2e^{a\mu + \frac{(a\sigma)^2}{2}} \int_{-\infty}^{\infty} \int_0^{\infty} \frac{1}{\sqrt{2\pi}} e^{-\frac{(u + \frac{a\sigma}{\sqrt{2}})^2}{2}} \frac{1}{\sqrt{2\pi}} e^{-\frac{(v - \frac{a\sigma}{\sqrt{2}})^2}{2}} du dv \\ &= 2e^{a\mu + \frac{(a\sigma)^2}{2}} \Phi\left(-\frac{a\sigma}{\sqrt{2}}\right). \end{aligned} \quad (\text{F.23})$$

This ends the proof. □

Corollary F.6. *Let $X, Y \stackrel{\text{i.i.d.}}{\sim} \text{LogNormal}(\log x, \sqrt{b})$ for some $x, b \in (0, \infty)$, then*

$$\begin{aligned} \mathbb{E}[(\min\{X, Y\} - x)] &= x \left[2e^{b/2} \Phi\left(-\sqrt{\frac{b}{2}}\right) - 1 \right] \\ &= -x\sqrt{\frac{b}{\pi}} + \frac{bx}{2} + \mathcal{O}_x(b^{3/2}), \\ \mathbb{E}[(\min\{X, Y\} - x)^2] &= x^2 \left[2e^{2b} \Phi(-\sqrt{2b}) - 4e^{b/2} \Phi\left(-\sqrt{\frac{b}{2}}\right) + 1 \right] \\ &= bx^2 + \mathcal{O}_x(b^{3/2}). \end{aligned}$$

G. R code

The R code for the simulations in Section 9 is available online.

Acknowledgments

F. Ouimet is supported by a postdoctoral fellowship from the NSERC (PDF) and the FRQNT (B3X supplement). We thank Benedikt Funke for reminding us of the representation $\min\{T_1, T_2\} = \frac{1}{2}(T_1 + T_2) - \frac{1}{2}|T_1 - T_2|$, which helped tightening up the MSE and MISE results in Section 7 and Section 8. This research includes computations using the computational cluster Katana supported by Research Technology Services at UNSW Sydney.

References

- Aitchison, J., & Lauder, I. J. 1985. Kernel density estimation for compositional data. *J. Roy. Statist. Soc. Ser. C*, **34**(2), 129–137. [doi:10.2307/2347365](https://doi.org/10.2307/2347365).
- Altman, N., & Léger, C. 1995. Bandwidth selection for kernel distribution function estimation. *J. Statist. Plann. Inference*, **46**(2), 195–214. [MR1354087](https://doi.org/10.1080/01621459508838687).
- Babu, G. J., & Chaubey, Y. P. 2006. Smooth estimation of a distribution and density function on a hypercube using Bernstein polynomials for dependent random vectors. *Statist. Probab. Lett.*, **76**(9), 959–969. [MR2270097](https://doi.org/10.1080/01621450600572097).
- Babu, G. J., Canty, A. J., & Chaubey, Y. P. 2002. Application of Bernstein polynomials for smooth estimation of a distribution and density function. *J. Statist. Plann. Inference*, **105**(2), 377–392. [MR1910059](https://doi.org/10.1080/01621450200000059).
- Belalia, M. 2016. On the asymptotic properties of the Bernstein estimator of the multivariate distribution function. *Statist. Probab. Lett.*, **110**, 249–256. [MR3474765](https://doi.org/10.1080/01621451608838687).
- Bertin, K., & Klutchnikoff, N. 2011. Minimax properties of beta kernel estimators. *J. Statist. Plann. Inference*, **141**(7), 2287–2297. [MR2775207](https://doi.org/10.1080/01621451103928207).
- Bertin, K., & Klutchnikoff, N. 2014. Adaptive estimation of a density function using beta kernels. *ESAIM Probab. Stat.*, **18**, 400–417. [MR3333996](https://doi.org/10.1080/10818133.2014.933996).
- Bouezmarni, T., & Rolin, J.-M. 2003. Consistency of the beta kernel density function estimator. *Canad. J. Statist.*, **31**(1), 89–98. [MR1985506](https://doi.org/10.1080/03627450308838687).
- Bouezmarni, T., & Rombouts, J. V. K. 2008. Density and hazard rate estimation for censored and α -mixing data using gamma kernels. *J. Nonparametr. Stat.*, **20**(7), 627–643. [MR2454617](https://doi.org/10.1080/01621450802454617).
- Bouezmarni, T., & Rombouts, J. V. K. 2010a. Nonparametric density estimation for multivariate bounded data. *J. Statist. Plann. Inference*, **140**(1), 139–152. [MR2568128](https://doi.org/10.1080/0162145100368128).
- Bouezmarni, T., & Rombouts, J. V. K. 2010b. Nonparametric density estimation for positive time series. *Comput. Statist. Data Anal.*, **54**(2), 245–261. [MR2756423](https://doi.org/10.1080/0162145100368128).
- Bouezmarni, T., & Scaillet, O. 2005. Consistency of asymmetric kernel density estimators and smoothed histograms with application to income data. *Econom. Theor.*, **21**(2), 390–412. [MR2179543](https://doi.org/10.1017/S026646230500043).
- Charpentier, A., & Flachaire, E. 2015. Log-transform kernel density estimation of income distribution. *L'Actualité économique, Revue d'analyse économique*, **91**(1-2), 141–159. [doi:10.2139/ssrn.2514882](https://doi.org/10.2139/ssrn.2514882).
- Chen, S. X. 1999. Beta kernel estimators for density functions. *Comput. Statist. Data Anal.*, **31**(2), 131–145. [MR1718494](https://doi.org/10.1080/01621459908838687).
- Chen, S. X. 2000. Probability density function estimation using gamma kernels. *Ann. Inst. Statist. Math.*, **52**(3), 471–480. [MR1794247](https://doi.org/10.1080/00141801.2000.10556247).
- Dib, K., Bouezmarni, T., Belalia, M., & Kitouni, A. 2020. Nonparametric bivariate distribution estimation using Bernstein polynomials under right censoring. *Comm. Statist. Theory Methods*, 1–11. [doi:10.1080/03610926.2020.1734832](https://doi.org/10.1080/03610926.2020.1734832).
- Dutta, S. 2016. Distribution function estimation via Bernstein polynomial of random degree. *Metrika*, **79**(3), 239–263. [MR3473628](https://doi.org/10.1007/s00184-016-0362-8).
- Erdoğan, M. S., Dişibüyük, Ç., & Ege Oruç, Ö. 2019. An alternative distribution function estimation method using rational Bernstein polynomials. *J. Comput. Appl. Math.*, **353**, 232–242. [MR3899096](https://doi.org/10.1007/s11464-019-0909-6).
- Fernandes, M., & Monteiro, P. K. 2005. Central limit theorem for asymmetric kernel functionals. *Ann. Inst. Statist. Math.*, **57**(3), 425–442. [MR2206532](https://doi.org/10.1080/00141801.2005.10556532).
- Gasser, T., & Müller, H.-G. 1979. Kernel estimation of regression functions. *Pages 23–68 of: Smoothing Techniques for Curve Estimation*. Springer Berlin Heidelberg. [doi:10.1007/BFb0098489](https://doi.org/10.1007/BFb0098489).

- Gasser, T., Müller, H.-G., & Mammitzsch, V. 1985. Kernels for nonparametric curve estimation. *J. Roy. Statist. Soc. Ser. B*, **47**(2), 238–252. [MR816088](#).
- Hanebeck, A., & Klar, B. 2020. Smooth distribution function estimation for lifetime distributions using Szasz-Mirakyan operators. *Preprint*, 1–34. [arXiv:2005.09994](#).
- Hirukawa, M. 2010. Nonparametric multiplicative bias correction for kernel-type density estimation on the unit interval. *Comput. Statist. Data Anal.*, **54**(2), 473–495. [MR2756441](#).
- Hirukawa, M. 2018. *Asymmetric kernel smoothing*. SpringerBriefs in Statistics. Springer, Singapore. [MR3821525](#).
- Igarashi, G. 2016a. Bias reductions for beta kernel estimation. *J. Nonparametr. Stat.*, **28**(1), 1–30. [MR3463548](#).
- Igarashi, G. 2016b. Weighted log-normal kernel density estimation. *Comm. Statist. Theory Methods*, **45**(22), 6670–6687. [MR3540109](#).
- Igarashi, G., & Kakizawa, Y. 2014. Re-formulation of inverse Gaussian, reciprocal inverse Gaussian, and Birnbaum-Saunders kernel estimators. *Statist. Probab. Lett.*, **84**, 235–246. [MR3131281](#).
- Igarashi, G., & Kakizawa, Y. 2018. Generalised gamma kernel density estimation for nonnegative data and its bias reduction. *J. Nonparametr. Stat.*, **30**(3), 598–639. [MR3843043](#).
- Jin, X., & Kawczak, J. 2003. Birnbaum-Saunders and lognormal kernel estimators for modelling durations in high frequency financial data. *Ann. Econ. Finance*, **4**(1), 103–124. [URL] <http://aeconf.com/Articles/May2003/ae040106.pdf>.
- Jmaei, A., Slaoui, Y., & Dellagi, W. 2017. Recursive distribution estimator defined by stochastic approximation method using Bernstein polynomials. *J. Nonparametr. Stat.*, **29**(4), 792–805. [MR3740720](#).
- Kakizawa, Y. 2018. Nonparametric density estimation for nonnegative data, using symmetrical-based inverse and reciprocal inverse Gaussian kernels through dual transformation. *J. Statist. Plann. Inference*, **193**, 117–135. [MR3713468](#).
- Kakizawa, Y. 2020. Multivariate non-central Birnbaum-Saunders kernel density estimator for nonnegative data. *J. Statist. Plann. Inference*, **209**, 187–207. [MR4096263](#).
- Kakizawa, Y., & Igarashi, G. 2017. Inverse gamma kernel density estimation for nonnegative data. *J. Korean Statist. Soc.*, **46**(2), 194–207. [MR3648359](#).
- Leblanc, A. 2009. Chung-Smirnov property for Bernstein estimators of distribution functions. *J. Nonparametr. Stat.*, **21**(2), 133–142. [MR2488150](#).
- Leblanc, A. 2012a. On estimating distribution functions using Bernstein polynomials. *Ann. Inst. Statist. Math.*, **64**(5), 919–943. [MR2960952](#).
- Leblanc, A. 2012b. On the boundary properties of Bernstein polynomial estimators of density and distribution functions. *J. Statist. Plann. Inference*, **142**(10), 2762–2778. [MR2925964](#).
- Mombeni, H. A., Masouri, B., & Akhond, M. R. 2019. Asymmetric kernels for boundary modification in distribution function estimation. *Accepted for publication in REVSTAT*, 1–27. [Available here](#).
- Müller, H.-G. 1991. Smooth optimum kernel estimators near endpoints. *Biometrika*, **78**(3), 521–530. [MR1130920](#).
- Nadaraja, È. A. 1964. Some new estimates for distribution functions. *Teor. Veroyatnost. i Primenen.*, **9**, 550–554. [MR0166862](#).
- Ouimet, F. 2020a. Asymptotic properties of Bernstein estimators on the simplex. *Preprint*, 1–27. [arXiv:2002.07758](#).
- Ouimet, F. 2020b. Asymptotic properties of Bernstein estimators on the simplex. Part 2: the boundary case. *Preprint*, 1–23. [arXiv:2006.11756](#).
- Ouimet, F. 2020c. Density estimation using Dirichlet kernels. *Preprint*, 1–39. [arXiv:2002.06956](#).
- Ouimet, F. 2020d. A local limit theorem for the Poisson distribution and its application to the Le Cam distance between Poisson and Gaussian experiments and asymptotic properties of Szasz estimators. *Preprint*, 1–15. [arXiv:2010.05146](#).
- Parzen, E. 1962. On estimation of a probability density function and mode. *Ann. Math. Statist.*, **33**, 1065–1076. [MR143282](#).
- Renault, O., & Scaillet, O. 2004. On the way to recovery: A nonparametric bias free estimation of recovery rate densities. *J. Bank. Finance*, **28**, 2915–2931. [doi:10.1016/j.jbankfin.2003.10.018](#).
- Rice, J. 1984. Boundary modification for kernel regression. *Comm. Statist. A—Theory Methods*, **13**(7), 893–900. [MR745507](#).
- Rosenblatt, M. 1956. Remarks on some nonparametric estimates of a density function. *Ann. Math.*

- Statist.*, **27**, 832–837. [MR79873](#).
- Scaillet, O. 2004. Density estimation using inverse and reciprocal inverse Gaussian kernels. *J. Nonparametr. Stat.*, **16**(1-2), 217–226. [MR2053071](#).
- Serfling, R. J. 1980. *Approximation theorems of mathematical statistics*. Wiley Series in Probability and Mathematical Statistics. John Wiley & Sons, Inc., New York. [MR0595165](#).
- Tenreiro, C. 2013. Boundary kernels for distribution function estimation. *REVSTAT*, **11**(2), 169–190. [MR3072469](#).
- Tiago de Oliveira, J. 1963. Estatística de densidades: resultados assintóticos. *Revista da Faculdade de Ciências de Lisboa*, **9**, 111–206.
- Wang, X., Song, L., Sun, L., & Gao, H. 2019. Nonparametric estimation of the ROC curve based on the Bernstein polynomial. *J. Statist. Plann. Inference*, **203**, 39–56. [MR3950592](#).
- Watson, G. S., & Leadbetter, M. R. 1964. Hazard analysis. II. *Sankhyā Ser. A*, **26**, 101–116. [MR184336](#).
- Zhang, S. 2010. A note on the performance of the gamma kernel estimators at the boundary. *Statist. Probab. Lett.*, **80**(7-8), 548–557. [MR2595129](#).
- Zhang, S., & Karunamuni, R. J. 1998. On kernel density estimation near endpoints. *J. Statist. Plann. Inference*, **70**(2), 301–316. [MR1649872](#).
- Zhang, S., & Karunamuni, R. J. 2000. On nonparametric density estimation at the boundary. *J. Nonparametr. Statist.*, **12**(2), 197–221. [MR1752313](#).
- Zhang, S., & Karunamuni, R. J. 2010. Boundary performance of the beta kernel estimators. *J. Nonparametr. Stat.*, **22**(1-2), 81–104. [MR2598955](#).
- Zougab, N., & Adjabi, S. 2016. Multiplicative bias correction for generalized Birnbaum-Saunders kernel density estimators and application to nonnegative heavy tailed data. *J. Korean Statist. Soc.*, **45**(1), 51–63. [MR3456321](#).
- Zougab, N., Harfouche, L., Ziane, Y., & Adjabi, S. 2018. Multivariate generalized Birnbaum-Saunders kernel density estimators. *Comm. Statist. Theory Methods*, **47**(18), 4534–4555. [MR3819800](#).