

# SIR: Self-supervised Image Rectification via Seeing the Same Scene from Multiple Different Lenses

Jinlong Fan

Jing Zhang

Dacheng Tao

UBTECH Sydney AI Centre, Faculty of Engineering, The University of Sydney

## Abstract

Deep learning has demonstrated its power in image rectification by leveraging the representation capacity of deep neural networks via supervised training based on a large-scale synthetic dataset. However, the model may overfit the synthetic images and generalize not well on real-world fisheye images due to the limited universality of a specific distortion model and the lack of explicitly modeling the distortion and rectification process. In this paper, we propose a novel self-supervised image rectification (SIR) method based on an important insight that the rectified results of distorted images of a same scene from different lens should be the same. Specifically, we devise a new network architecture with a shared encoder and several prediction heads, each of which predicts the distortion parameter of a specific distortion model. We further leverage a differentiable warping module to generate the rectified images and re-distorted images from the distortion parameters and exploit the intra- and inter-model consistency between them during training, thereby leading to a self-supervised learning scheme without the need for ground-truth distortion parameters or normal images. Experiments on synthetic dataset and real-world fisheye images demonstrate that our method achieves comparable or even better performance than the supervised baseline method and representative state-of-the-art methods. Self-supervised learning also improves the universality of distortion models while keeping their self-consistency.

## 1. Introduction

Wide field-of-view (FOV) cameras can capture wide-angle images that record more contents than conventional normal ones at a single shot, making them useful in many vision tasks [26, 2, 31, 8]. However, the wide FOV lenses break the pinhole camera assumption, introducing distortion in the images. To facilitate downstream applications and leverage the off-the-shelf models trained on normal images, image rectification is often used as the pre-

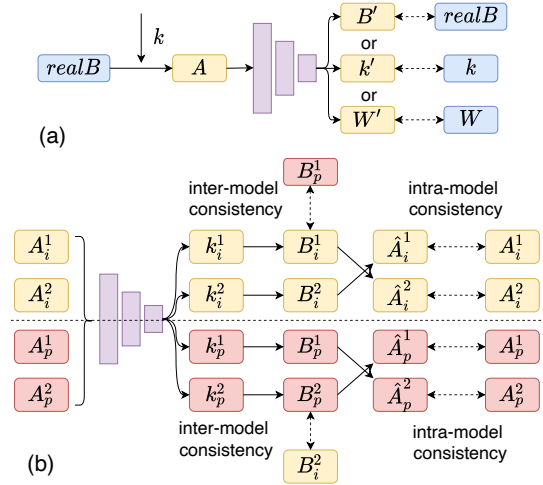


Figure 1. (a) Deep supervised methods predict the distortion parameters  $k'$ , warping field  $W'$ , or the rectified image  $B'$  from the distorted image  $A$ , which is synthesized from the normal image  $realB$  based on a sampled parameter  $k$  of a specific distortion model. The loss is calculated between the prediction and its ground truth, e.g.,  $k$  and  $k'$ . (b) Our SIR is a deep self-supervised method without the need for any annotations. It uses the intra- and inter-model loss for training, where the former calculates the re-projection loss between the re-distorted images  $\hat{A}$  from the same distortion model but with different parameters (marked by the same color) and the latter calculates the re-projection loss between the rectified images  $B$  from different models.

processing step to correct the distortions. Various traditional geometry-based methods have been proposed in the past decades which formulate image rectification as an optimization problem [5, 1, 47, 29]. Recently, deep learning-based methods have shown promising results by leveraging the representation power of deep neural networks [32, 45, 21, 22, 43, 44]. Nevertheless, how to improve the generalization of deep models that can rectify images of different distortion types and work well on real fisheye images remains challenging.

Since real-world paired wide-angle and normal images

are difficult to collect and no annotations of the distortion model are available, existing deep learning methods usually use synthetic datasets for training [32, 4, 33]. Wide-angle images are synthesized based on normal ones from a base dataset, *e.g.*, ADE20k [48], where a specific distortion model is used and distortion parameters are uniformly sampled from a pre-defined range. Based on the synthetic datasets, most deep learning-based methods adopt a supervised learning scheme that the network is trained to predict the distortion parameters, the equivalent warping field, or the rectified image from the distorted image as shown in Figure 1(a). However, it is difficult to discover visual clues and learn representative features for predicting distortion parameters directly from the distorted images [25]. To address this issue, extra annotations have been used to help the prediction. For instance, Yin *et al.* [45] used scene parsing information to guide the training while Xue *et al.* [43] leverages annotations of straight lines to constrain the predicted distortion parameter. However, the annotations of semantic masks or geometry structures are difficult and laborious to obtain. Besides, specific network architectures or losses should be carefully devised to leverage those annotations, which may also introduce extra complexity.

The other problem is that since the training dataset is synthesized using a specific distortion model, the rectification ability of the trained network is bound with that model. It may have a good *self-consistency* but with a bad *universality*<sup>1</sup>, where the former refers to the ability to rectify images with the same types of distortions while the latter refers to the ability to generalize well on images from other distortion models or real-world fisheye images from different lenses [38]. Recently, some methods have been proposed to predict warping fields instead of parameters, which can represent multiple distortion models in a single framework [21, 23]. The networks are trained by leveraging the supervisory signals from all the ground-truth warping fields derived from different distortion models and distortion parameters. For example, Li *et al.* [21] used six types of distortions to generate the synthesized dataset while Liao *et al.* [23] increased the number to sixteen. However, it is difficult to regress the warping fields directly from the distorted images. Moreover, mixing all training images from different distortion models makes it hard to leverage their complementary and consistency explicitly, thereby leading to a compromised model with limited generalization.

In this paper, we propose a Self-supervised Image Rectification method (SIR) based on the insight that the rectified results of distorted images of the same scene from different lens should be the same. Specifically, for the distorted images from the same distortion model but with different parameters or from different distortion models (*i.e.*, different lenses), their rectified images should be the same,

*i.e.*, *intra-model consistency* in the former case and *inter-model consistency* in the latter case. To exploit such consistency for image rectification, we devise a new network architecture with a shared encoder and several prediction heads, each of which predicts the distortion parameter of a specific distortion model. As shown in Figure 1(b), the rectified images are further re-distorted by using the predicted parameters from its counterpart (marked in the same color). Then, we use a re-projection loss to calculate the difference between the input distorted image and re-distorted one (*e.g.*,  $\hat{A}_i^1$  and  $A_i^1$ ) to keep intra-model consistency. Moreover, we add an inter-model consistency constraint on the rectified image from different distortion models (*e.g.*,  $B_i^1$  and  $B_p^1$ ). In this way, SIR exploits the complementary and consistency between different distortion models and is trained in a self-supervised manner without the need for ground-truth distortion parameters or normal images.

In summary, the contribution of this paper is threefold:

- We propose a novel self-supervised learning method for image rectification without the need for paired training data or any annotations.
- We devise two novel intra- and inter-model consistency losses to leverage the complementary and consistency between different distortion models via a differentiable forward and backward warping module.
- Experiments on both synthetic datasets and real-world fisheye images demonstrate that our method can achieve comparable or better rectification and generalization performance than representative methods.

## 2. Related Work

**Image Rectification.** Traditional methods formulate image rectification as an optimization problem, where the objective function can be some energy and/or loss terms that measure the distortions in the image. For instance, lines are one of the most widely used visual cues since the curved lines due to distortion should be straight after rectification [27, 47]. Recently, some visual attention-based methods have also been proposed for image rectification [7, 42, 34], which emphasize to preserve the shape of semantic content such as faces in portrait images. The attention map could be defined interactively by users or automatically by algorithms [7, 19]. Although attention map can provide informative guidance for predicting local-adaptive warping field and obtaining the better perceptual result, the optimization process is usually difficult and unstable. When multi-view images from the same lens are available, multi-view geometry constraints can also be leveraged to estimate accurate and robust distortion parameters, such as the epipolar constraint of points correspondence [13, 36, 20, 3, 35]. Our method shares some merits with the multi-view method but

<sup>1</sup>The term universality is exchangeable with generalization.

with significant differences. First, it also uses multiple images but only for training and the images are captured at the same viewpoint by different lenses (*e.g.*, different distortion models). Second, since the distorted images in our setting share a same rectified image, dense point correspondence can be constructed via an efficient differentiable forward and backward warping module and re-projection loss is used for training, instead of sparse point correspondence and epipolar constraint-based loss in multi-view methods.

In contrast to traditional geometry-based methods which are error-prone and time-consuming due to separate stages (*e.g.*, line detection and rectification) and iterative optimization, efficient deep supervised learning methods have attracted increasing attention recently, including model-based methods [32, 45, 4, 33, 25, 43] and model-free methods [21, 22, 23]. Model-based methods directly regress the distortion parameter of a specific distortion model from the input distorted image. Their performance is limited by the universality of the distortion model. By contrast, model-free methods estimate the warping field between the distorted image and undistorted image or predict the rectified image. They can incorporate multiple models in one framework [21, 23]. Our method falls into the model-based group but is a self-supervised one, which can be trained with unlabeled data. Moreover, it leverages the “multi-view” consistency between different distortion models with different distortion parameters, thereby improving the generalization.

**Self-supervised Learning.** Self-supervised learning has been a hot research topic recently [17, 28, 18], which aims to learn a useful feature representation for downstream tasks by solving pretext tasks. The pretext tasks can be constructed based on spatial/temporal context, semantic labels, multi-modal correspondence, etc. For example, SimCLR defines a context-based contrasting task for self-supervised learning [10], which obtains a comparable performance as fully supervised models. Recently, Chao *et al.* [9] introduced self-supervised learning into image rectification, which assumes the distortion is radial-symmetric, *i.e.*, when an image is rotated or flipped w.r.t. the center, the warping field of the distorted image should keep the same. They exploit such consistency to train the model in a self-supervised manner. By contrast, we exploit the consistency between the rectified and re-distorted images of distorted images from different distortion models, *i.e.*, the intra-model consistency and the inter-model consistency. More generally, forward-backward consistency has been used in tracking [40], depth estimation [46, 49], image-to-image translation [50], and text-to-image generation [30] to construct self-supervision under the same transform, while the consistency exploited in our model is from different distortion models with different parameters. Beside, SIR explicitly models the distortion and rectification process via an efficient differentiable warping module, which is easy to train.

### 3. Self-supervised Image Rectification

#### 3.1. Network Architecture

Our self-supervised image rectification neural network has a shared encoder implemented by the ResNet-50 [14], multiple prediction heads (*e.g.*, three heads in this paper), and a differentiable forward and backward warping module attached to each head as illustrated in Figure 2.

**Shared Encoder.** We adopt ResNet-50 as the share encoder, which embeds an input distorted image of size  $257 \times 257 \times 3$  into a feature vector of size  $1 \times 1 \times 2048$ . During training, it is fed of a batch of grouped distorted images, where each group of distorted images are synthesized from a same normal image according to different distortion models with different distortion parameters. Specifically, we randomly sample two different distortion parameters from a pre-defined uniform distribution for each distortion model and synthesize two distorted images accordingly. Although there is no limit of the number of distortion models used in our method, we choose three typical ones, *i.e.*, the **FOV** distortion model (denoted as ‘FOV’) [39], one parameter **D**ivision **M**odel (denoted as ‘DM’) [13], and **E**qui**D**istant distortion model (denoted as ‘ED’) [16]. Each of them has a single parameter and an analytical forward (distorted→normal) and backward (normal→distorted) warping function. So totally, each group has six distorted images, *i.e.*,  $\{A_i^j | i \in \mathcal{M}; j = 1, 2\}$ ,  $\mathcal{M} = \{FOV, DM, ED\}$ , among which two for each model with different parameters.

**Prediction Head.** We attach three prediction heads to the shared encoder, *i.e.*,  $h_{FOV}$ ,  $h_{DM}$ , and  $h_{ED}$  in Figure 2, each of which corresponds to a specific distortion model. We use a fully connected layer for each head, which has a single output neuron that outputs the predicted parameter, *i.e.*,  $K_{FOV}$ ,  $K_{DM}$ , and  $K_{ED}$  in Figure 2. Note that since the network inputs are  $\{A_i^j | i \in \mathcal{M}; j = 1, 2\}$ , their encoded features are further split and fed into the corresponding prediction head, where each pair of parameters can be predicted as shown in Figure 2. Since the magnitude of the parameters from different distortion models differs significantly, we normalized the parameter to the range of  $[0, 1]$  and used a Sigmoid activation function after the prediction head. Specifically, assuming the minimum and maximum value of the parameter for a distortion model is  $k_{min}$  and  $k_{max}$ , the parameter  $k$  is normalized as follows:

$$k = (k - k_{min}) / (k_{max} - k_{min}). \quad (1)$$

**Warping Module.** Given the predicted distortion parameter, we can get the rectified normal image using the forward warping function, which describes the mapping between corresponding pixels from the distorted image to the normal image. Conversely, given the normal image and distortion parameter, we can get the distorted image using the

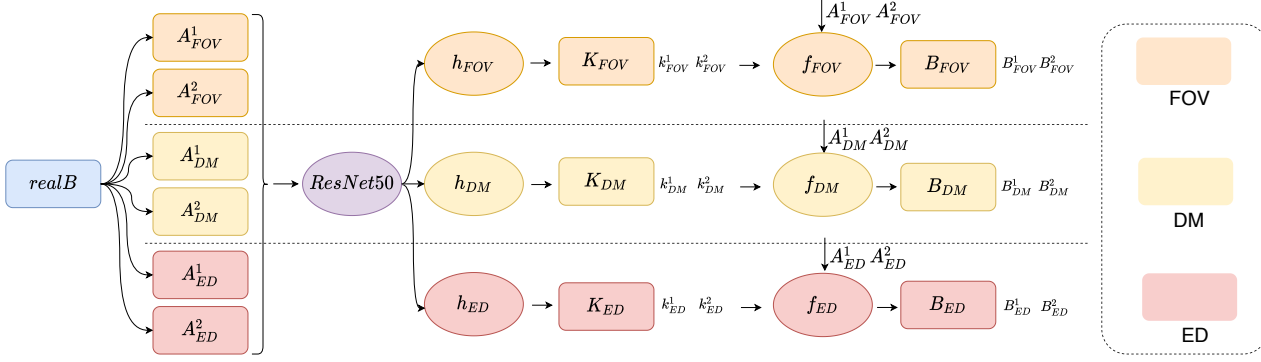


Figure 2. Diagram of SIR. During training, three pairs of distorted images are synthesized from a same normal image  $realB$  using three distortion models, *i.e.*, FOV, DM, and ED. The images in each pair (*e.g.*,  $A_{FOV}^1$  and  $A_{FOV}^2$ ) are synthesized using different parameters. They are fed into a shared encoder, *i.e.*, ResNet-50. Next, three prediction heads (*e.g.*,  $h_{FOV}$ ) predict the distortion parameters (*e.g.*,  $k_{FOV}^1$  and  $k_{FOV}^2$ ) accordingly. Finally, the forward warping module (*e.g.*,  $f_{FOV}$ ) generates the rectified images (*e.g.*,  $B_{FOV}^1$  and  $B_{FOV}^2$ ).

backward warping function. Mathematically,

$$B_i^j = f_i(A_i^j, k_i^j), \quad (2)$$

$$\hat{A}_i^j = f_i^{-1}(B_i^q, k_i^j), \quad (3)$$

where  $i \in \mathcal{M}$ ,  $j \in \{1, 2\}$ ,  $q \in \{2, 1\}$ ,  $f_i(\cdot)$  and  $f_i^{-1}(\cdot)$  represents the forward and backward warping function, respectively.  $B_i^j$  is the rectified image from  $A_i^j$  and  $\hat{A}_i^j$  is the re-distorted image from  $B_i^q$  using  $k_i^j$ . When  $j \neq q$ , Eq. (3) can be used to generate a distorted image from non-paired rectified image and distortion parameter. It will be used for measure intra-model consistency, which will be detailed later. If  $f_i(\cdot)$  and  $f_i^{-1}(\cdot)$  have an analytical form, they can be implemented as a differentiable neural module. In this way, we can explicitly model the rectification and distortion process and implicitly set up the dense point correspondence between distorted image and normal image.

For the three models we selected, FOV and DM describe the pixel correspondence using the radial distance  $r_u$  in the normal image and the radial distance  $r_d$  in the distorted image, while ED sets up the pixel correspondence based on  $r_d$  and the angle  $\theta$  of the incident ray for each point in the distorted image. Specifically, for FOV, we have:

$$r_u = f_{FOV}(r_d, k) = \frac{\tan(kr_d)}{2 \tan(\frac{k}{2})}, \quad (4)$$

$$r_d = f_{FOV}^{-1}(r_u, k) = \frac{1}{k} \arctan(2r_u \tan(\frac{k}{2})), \quad (5)$$

where  $r_d = \sqrt{u_d^2 + v_d^2}$ ,  $(u_d, v_d)$  is the coordinate of a pixel on the distorted image.  $r_u$  is calculated likewise. Given the pixel coordinate and distortion parameter  $k$ , we can obtain the coordinate of its corresponding pixel on the normal image according to Eq. (4), and vice versa according to Eq. (5).

Compared with FOV, DM can represent relatively large distortion with fewer parameters, which has also been used

widely [1, 32, 33]. In this paper, we only use one parameter for a trade-off between complexity and accuracy. The forward warping function of DM can be written as follows,

$$r_u = f_{DM}(r_d, k) = \frac{r_d}{1 + kr_d^2}. \quad (6)$$

However, the backward warping function is not trivial since we can have two solutions from Eq. 6, *i.e.*,

$$r_d = f_{DM}^{-1}(r_u, k) = \frac{1 \pm \sqrt{1 - 4kr_u^2}}{2kr_u} \quad (7)$$

We choose the smaller positive value as the right solution for sampling nearby pixels.

For the ED model, the forward and backward warping function can be written as:

$$r_u = f_{ED}(\theta, k) = k \tan \theta = k \tan(\frac{r_d}{k}), \quad (8)$$

$$r_d = f_{ED}^{-1}(\theta, k) = k \theta = k \arctan(\frac{r_u}{k}). \quad (9)$$

More details about the aforementioned distortion models and other distortion models can be found in [37, 39].

### 3.2. Self-supervised Learning

**Intra-model Consistency.** The intra-model consistency refers to the re-distorted images from a rectified image should be same with the corresponding input distorted images as long as they share the same distortion parameter. It is reasonable since the distorted image is uniquely determined by the parameter for one distortion model. As shown in Figure 3(a), we re-distort the rectified image (*e.g.*,  $B_i^1$ ) with the different distortion parameter in the pair (*e.g.*,  $k_i^2$ ) rather than the distortion parameter (*e.g.*,  $k_i^1$ ) used for synthesizing the original input distorted image. In the latter case, we may obtain a trivial solution, *e.g.*, when the prediction  $k_i^1 = k_i^2 = 0$  in DM, thereby  $A_i^1 = B_i^1 = \hat{A}_i^1$ .

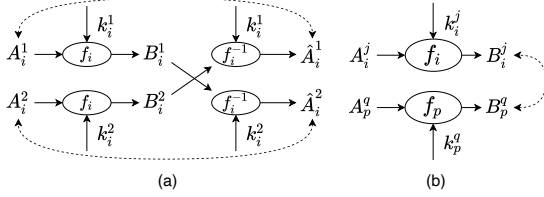


Figure 3. (a) The intra-model consistency loss. Given two distorted images  $A_i^1, A_i^2$  synthesized from the same normal image using distortion model  $i \in \mathcal{M}$  with different parameters  $k_i^1, k_i^2$ , the re-distorted image  $\hat{A}_i^1$  (or  $\hat{A}_i^2$ ) from exchanged rectified image  $B_i^2$  (or  $B_i^1$ ) should be the same with the input  $A_i^1$  (or  $A_i^2$ ), e.g.,  $A_i^1 = \hat{A}_i^1$  and  $A_i^2 = \hat{A}_i^2$ . (b) The inter-model consistency loss. Given two distorted images  $A_i^j$  and  $A_p^q$  synthesized from the same normal image using different distortion models and parameters, their rectified images should be the same, i.e.,  $B_i^j = B_p^q$ .

By contrast, in the former case, if  $k_i^1 = k_i^2 = 0$  in DM,  $A_i^1 = B_i^1 = \hat{A}_i^2 \neq A_i^2$ , there will be a significant difference between  $\hat{A}_i^2$  and  $A_i^2$ , which can be used as a loss to supervise the network. Mathematically, the intra-model consistency loss can be calculated as the following L1 loss:

$$L_{intra} = \sum_{i \in \mathcal{M}} \sum_{j=1}^2 |A_i^j - \hat{A}_i^j|. \quad (10)$$

**Inter-model Consistency.** The inter-model consistency refers to that the rectified images of distorted images from different distortion models should be the same as long as they are synthesized from the same normal image. As shown in Figure 3(b),  $A_i^j$  and  $A_p^q$  are two distorted images from the distortion model  $i$  and  $p$  with parameter  $k_i^j$  and  $k_p^q$ , respectively. Since they are synthesized from the same normal image, thereby their rectified images should be the same, i.e.,  $B_i^j = B_p^q$ . Mathematically, the inter-model consistency loss can be calculated as:

$$L_{inter} = \sum_{(i,p) \in \hat{\mathcal{M}}} \sum_{j=1}^2 \sum_{q=1}^2 |B_i^j - B_p^q|. \quad (11)$$

$\hat{\mathcal{M}} = \hat{\mathcal{M}}_1 = \{(FOV, DM), (FOV, ED), (DM, ED)\}$ , or  $\hat{\mathcal{M}} = \hat{\mathcal{M}}_2 = \{(FOV, DM)\}$ , or  $\hat{\mathcal{M}} = \hat{\mathcal{M}}_3 = \{(FOV, ED)\}$ , or  $\hat{\mathcal{M}} = \hat{\mathcal{M}}_4 = \{(DM, ED)\}$ , denoting unordered combinations of all distortion models or any two models. We will present their results in the ablation study.

**Training Objective.** For self-supervised learning, the final training objective is defined as:

$$L_{total} = \lambda_{intra} L_{intra} + \lambda_{inter} L_{inter}. \quad (12)$$

$\lambda_{intra}$  and  $\lambda_{inter}$  are hyper-parameters to balance the two losses. It is noteworthy that  $L_{inter}$  cannot be used alone. Otherwise, it may lead to a trivial solution similar to what we have analyzed in the case of intra-model consistency.

## 4. Experiments

### 4.1. Experiment Setting

**Dataset and Metrics.** We evaluated our method on three datasets, i.e., ADE20k [48], WireFrame [15], and COCO2017 [24]. We constructed our training and validation sets based on ADE20k training and validation sets, respectively. For WireFrame and COCO, we only used their test sets for testing since we did not train the model on these two datasets. ADE20k training set contains 20k images while the validation set contains 2k images. WireFrame test set has 462 images. We randomly taken 2k images from COCO test set as our test set.

We used three distortion models in our experiments, i.e., FOV, DM, and ED. We synthesized the dataset for each distortion model separately. Each normal image was center-cropped with the maximum size at the height or width side and then resized to  $257 \times 257$ . In the warping module, the image coordinate was normalized to  $[-1, 1]$ . The distortion parameter of each distortion model was sampled from a uniform distribution within a pre-defined range, i.e.,  $[-0.02, -1]$  for DM,  $[0.2, 1.2]$  for FOV, and  $[0.7, 2]$  for ED, which is determined according to two empirical rules. First, the distortions should not be too large such that the valid area in the distorted image would be too small. Second, distortions from different models should be comparable since we need to exploit the inter-model consistency to rectify them into the same normal image.

For evaluation metrics, we adopt PSNR and SSIM [41] which have been widely used in prior arts [6, 1, 32, 45, 43]. They can measure the difference between the rectified image and the ground-truth normal one.

**Implementation Detail.** Although other backbone networks can also be used in the shared encoder, we used ResNet50 as an example in the experiment. For each mini-batch, we used 8 normal images to synthesize the distorted samples, i.e., 48 in total. We used Adam optimizer to train the network for 10 epochs on a single NVIDIA Tesla V100 GPU. The learning rate was set to 0.0001. We set  $\lambda_{intra} = \lambda_{inter} = 1$  in our experiments<sup>2</sup>. ResNet50 was initialized using the weights pre-trained on ImageNet [11]. We implemented our network using PyTorch<sup>3</sup>.

### 4.2. Ablation Studies

**Learning Paradigm.** In order to verify the effectiveness of our self-supervised method, we set up a supervised learning baseline (denoting ‘‘SL’’) and two self-supervised variants of our SIR model (denoting ‘‘SSL-S’’ and ‘‘SSL-M’’). SL uses the ground-truth normal image to calculate the L1 loss for supervised training. It has the same architecture as our SIR model but with only a single prediction head

<sup>2</sup>More details and results can be found in the *supplementary material*.

<sup>3</sup>The source code and models will be publicly available.

		FOV	DM	ED	Avg.
SL	FOV	<b>24.78/0.82</b>	16.57/0.45	18.67/0.54	20.00/0.60
	DM	20.61/0.62	<b>23.51/0.78</b>	24.64/0.81	<b>22.92/0.74</b>
	ED	18.66/0.55	22.10/0.72	<b>24.72/0.82</b>	21.83/0.70
SSL-S	FOV	<b>24.26/0.80</b>	16.05/0.42	18.14/0.50	19.48/0.57
	DM	21.52/0.67	<b>24.17/0.80</b>	<b>24.51/0.81</b>	<b>23.40/0.76</b>
	ED	21.13/0.67	18.86/0.58	19.26/0.60	19.75/0.62
SSL-M	FOV	<b>23.58/0.78</b>	16.39/0.44	18.74/0.53	19.57/0.58
	DM	21.71/0.69	<b>24.63/0.82</b>	24.77/0.81	23.70/0.77
	ED	22.06/0.69	24.02/0.79	<b>25.48/0.84</b>	<b>23.85/0.77</b>
SIR- $\hat{\mathcal{M}}_1$	FOV	<b>24.74/0.82</b>	16.33/0.44	18.24/0.51	19.77/0.59
	DM	22.36/0.69	<b>24.36/0.80</b>	<b>25.29/0.83</b>	<b>24.00/0.77</b>
	ED	21.47/0.66	22.64/0.73	24.23/0.79	22.78/0.73
SIR- $\hat{\mathcal{M}}_2$	FOV	<b>24.23/0.80</b>	16.58/0.45	18.53/0.52	19.78/0.59
	DM	22.24/0.69	<b>24.35/0.80</b>	24.94/0.82	23.84/0.77
	ED	21.82/0.67	23.90/0.78	<b>25.98/0.85</b>	<b>23.90/0.77</b>
SIR- $\hat{\mathcal{M}}_3$	FOV	<b>25.54/0.84</b>	16.23/0.43	18.37/0.51	20.05/0.59
	DM	21.54/0.66	<b>24.48/0.81</b>	24.96/0.82	<b>23.66/0.76</b>
	ED	20.66/0.63	23.60/0.77	<b>25.39/0.84</b>	23.22/0.75
SIR- $\hat{\mathcal{M}}_4$	FOV	<b>23.43/0.78</b>	16.23/0.44	18.45/0.52	19.37/0.58
	DM	22.92/0.71	<b>24.90/0.83</b>	<b>25.77/0.85</b>	<b>24.53/0.80</b>
	ED	22.74/0.71	24.24/0.80	25.36/0.83	24.11/0.78

Table 1. PSNR and SSIM of different models on ADE20k [48] validation set. For  $\hat{\mathcal{M}}_i$ , please refer to Section 3.2. FOV, DM, and ED denote the **FOV** distortion model, one-parameter **Division Model**, and the **EquiDistant** distortion model, respectively.

and the forward warping module. Three networks were trained for each distortion model separately. SSL-S has the same architecture as our SIR model but with only a single prediction head and the forward and backward warping module. Intra-model consistency loss is used to train SSL-S in a self-supervised manner. Likewise, three networks were trained for each distortion model separately and used for evaluation. In contrast to SSL-S, SSL-M has the exact same architecture as our SIR model and is trained using the intra-model consistency loss. The configurations of  $\hat{\mathcal{M}}_1 \sim \hat{\mathcal{M}}_4$  are defined in Section 3.2, which denote the different choices of the inter-model loss. We evaluated these models on ADE20k validation set. The results are summarized in Table 1. Note that the name in the first row denotes the distortion model that is used to synthesize that dataset while the name in the second column denotes the distortion model used for rectification. For SSL-M and SIR with multiple prediction heads, the name in the second column denotes the corresponding head.

From Table 1, we have several findings. **First**, FOV and DM generally have a good self-consistency property since the model trained on images synthesized by a specific distortion model performs best on the corresponding test set synthesized by the same distortion model, as shown in the diagonal. ED also has a good self-consistency in most cases except for SSL-S, SIR- $\hat{\mathcal{M}}_1$  and SIR- $\hat{\mathcal{M}}_4$ , where DM outperforms ED. As indicated by the average score across all

		FOV	DM	ED	Avg
FOV	FOV	<b>23.56/0.81</b>	16.23/0.50	18.66/0.59	19.48/0.63
	DM	23.48/0.77	<b>24.96/0.84</b>	<b>25.93/0.86</b>	<b>24.97/0.82</b>
	ED	23.20/0.76	24.46/0.82	25.57/0.85	24.41/0.81
DM	FOV	<b>22.91/0.76</b>	15.91/0.42	18.09/0.50	18.97/0.56
	DM	22.48/0.70	<b>24.42/0.81</b>	<b>25.35/0.84</b>	23.42/0.78
	ED	22.22/0.69	23.81/0.79	24.95/0.83	<b>23.66/0.77</b>

Table 2. PSNR and SSIM of different models on WireFrame [15] (the first three rows) and COCO [24] (the last three rows) test sets. FOV, DM, and ED denote the **FOV** distortion model, one-parameter **Division Model**, and the **EquiDistant** distortion model.

the test sets, DM generally has the best universality in all the cases except for SSL-M and SIR- $\hat{\mathcal{M}}_2$ , where DM is only marginally worse than ED. This finding is the same as that in [38]. **Second**, SSL-S achieves comparable performance as SL, which confirms the value of the proposed self-supervised learning idea. Moreover, the universality of DM by SSL-S is even better than that by SL, implying a better generalization ability for dealing with various distortions. **Third**, after employing multiple prediction heads, SSL-M improves the performance further, especially for the ED case, whose universality improves from 19.75dB to 23.85dB. Note that SSL-M did not use the inter-model consistency loss. Thereby, it demonstrates that joint training of multiple heads in a multi-task learning framework is beneficial, probably because a better shared encoder can be learned by exploiting the complementarity between different distortion models.

**Choice of the Inter-model Loss.** From Table 1, we also have several empirical findings about the choice of the inter-model loss. **First**, compared with SSL-M, using the inter-model consistency losses did not make significant improvement, but the universality for each model could be slightly improved in different configuration. For example, the universality of DM and ED are lifted from 23.70db to 24.53db and 23.85db to 24.11db respectively. **Second**, comparing SIR- $\hat{\mathcal{M}}_2$  and SIR- $\hat{\mathcal{M}}_3$  with SSL-M, the universality of DM and ED is not be improved significantly or even becomes worse while the universality of FOV is indeed improved, showing that the prediction head of FOV may take advantage of DM and ED from the inter-model consistency. In addition, DM and ED seem to be more consistent with each other than FOV, since their universality of SIR- $\hat{\mathcal{M}}_4$  is better than that of SIR- $\hat{\mathcal{M}}_2$  and SIR- $\hat{\mathcal{M}}_3$ . It can also explain why using all inter-model consistency loss in SIR- $\hat{\mathcal{M}}_1$  does not lead to better performance. In conclusion, we choose SIR- $\hat{\mathcal{M}}_4$  as the default setting due to its best universality.

Based on the default setting, we evaluated the model trained on ADE20k training set directly on WireFrame and COCO test sets without retraining or finetuning. The results are summarized in Table 2. It can be seen that the results and trends are consistent with those on ADE20k, which demon-




Figure 4. Visual comparison between the supervised baseline and several variants of our SIR model on the real fisheye video dataset [12]. The meaning of SL, SSL-S and SIR are detailed in the end of the first paragraph in Section 4.2.

strate that our model has a good generalization ability. The complete results can be found in [supplementary material](#).

**Visual Results.** We present some visual results obtained by the supervised learning baseline and different variants of our SIR model in Figure 4. The test images are from the real fisheye video dataset [12]. **First**, SL and SSL-S trained on the images synthesized based on FOV have limited ability for image rectification, although SSL-S performs a little better than SL as shown in the second and third column. It is consistent with the object metrics in Table 1 that FOV has the worst universality. Nevertheless, our SIR model performs much better than SL and SSL-S, *i.e.*, the distortion can be corrected to a great extent as shown in the fourth column, demonstrating that the proposed self-supervised learning model based on both intra-model and inter-model consistency can improve the universality of FOV significantly. **Second**, in the case of DM, all the three models achieve comparable performance and can correct the distortion successfully. Together with the results of objective metrics, we can conclude that the DM distortion model has the best representation ability to account for different distortion types than others (*i.e.*, best universality). **Third**, in the case of ED, the visual results are also consistent with those in Table 1 that SSL-S performs worst. In general, our SIR model has the best generalization performance on real images.

### 4.3. Comparison with Representative Methods

We compared our SIR methods with a traditional method proposed by Alemán-Flores *et al.* in [1] and four deep learning methods proposed by Rong [32], Yin [45], Chao [9] and Xue [43]. Rong’s method classifies distortion parameters into 401 categories via a deep neural network and obtains the predicted parameter by weighted average during inference. Xue’s method is the state-of-the-art, which first

Method	Dataset	Model	Labels	PSNR	SSIM
AF [1]	A	DM	-	12.87	0.32
Rong [32]	A	DM	k	17.52	0.55
Yin [45]	A	Poly	image+ parsing	14.96	0.41
Ours	A	DM	-	<b>25.77</b>	<b>0.85</b>
AF [1]	W	DM	-	13.38	0.54
Rong [32]	W	DM	k	17.53	0.55
Xue [43]	W	Poly	lines+k	<b>27.61</b>	<b>0.87</b>
Chao [9]	W	FET	-	12.85	0.35
Ours	W	Avg.	-	24.97	0.82
AF [1]	C	DM	-	13.08	0.47
Rong [32]	C	DM	k	17.49	0.55
Ours	C	DM	-	<b>25.35</b>	<b>0.84</b>

Table 3. PSNR and SSIM of SIR and representative methods. DM: one-parameter **D**ivision **M**odel. Poly: **P**olynomial distortion model. FET: Fish-Eye Transform distortion model. A: ADE20k, W: WireFrame, C: COCO.

trains a line detection module using extra line annotations and then trains a rectification module to regress the distortion parameter by emphasizing the re-projection loss of lines. Scene parsing labels are used as extra information in [45]. We re-implemented Rong’s method by increasing the number of categories from 10 to 401 progressively and fine-tuned the model stage-by-stage. In this way, it converges faster and performs slightly better. For method that does not open source or is hard to repeat, we use the metrics published in the paper. For fairness, we try to compare the results under the same distortion model and the same dataset. If it is not possible, the average results of our model is used. PSNR and SSIM for each method are summarized in Table 3. As can be seen, our SIR outperforms SOTA methods by a large margin across different datasets except Xue’s. It is comparable with Xue’s method which leverages




Figure 5. Visual comparison between SIR and several representative methods including Alemán-Flores [1], Rong [32], and Xue [43], on the real fisheye video dataset [12]. FOV, DM, and ED denote the corresponding prediction head in our SIR model.

lines to regularize the rectification process. Note that SIR does not need any annotations, thereby it has great potential in practical applications.

We also compared SIR with these methods on real fish-eye images as shown in Figure 5. As can be seen, the traditional method has a limited image rectification ability on real fisheye images. Rong’s method can correct the distortion to some extent, though not very pleasing. Xue’s method achieves the best performance among them, which can successfully recover the normal image. Our method achieves comparable results with Xue’s method no matter which prediction head is used, *e.g.*, straight lines and upright rectangles. The results validate that our self-supervised method can efficiently leverage the intra-model and inter-model consistency and improve the universality of all the distortion models, leading to a strong generalization ability.

#### 4.4. Limitation Discussion and Future Work

The proposed self-supervised method shows promising results on both synthesized distorted images and real fish-eye images. Nevertheless, there is still room for further improvement. First, we only choose three typical distortion models in this paper which have analytical forward and backward warping functions. Other distortion models with

the same property can be explored in our method. Besides, for models only having an analytical warping function in one direction, *i.e.*, forward or backward, our method can be extended further to be compatible with them by predicting the warping field instead of distortion parameter. On the other hand, although we only use synthetic images for training, our method has the potential to use unlabeled real distorted images for training, which can be captured by either changing lenses or parameters such as focal length.

## 5. Conclusion

In this paper, we proposed the self-supervised learning idea for image rectification by exploiting intra-model and inter-model consistency. With a shared encoder and multiple prediction heads, our model can learn better an encoding feature representation via the complementary back-propagate signals from different heads. Both kinds of consistency improve the universality of all the three distortion models, leading to a model with better generalization ability on real fisheye images. The proposed self-supervised learning method is scalable and flexible that can be improved further by involving more distortion models with/without analytical forward and backward warping functions.



## References

- [1] Miguel Alemán-Flores, Luis Alvarez, Luis Gomez, and Daniel Santana-Cedr s. Automatic Lens Distortion Correction Using One-Parameter Division Models. *Image Processing On Line*, 4:327–343, 2014. [1](#), [4](#), [5](#), [7](#), [8](#), [11](#), [13](#)
- [2] Michel Antunes, Joao P. Barreto, Djamila Aouada, and Bjorn Ottersten. Unsupervised Vanishing Point Detection and Camera Calibration from a Single Manhattan Image with Radial Distortion. In *Proceedings of IEEE Conference on Computer Vision and Pattern Recognition*, pages 6691–6699, 2017. [1](#)
- [3] J.P. Barreto and K. Daniilidis. Fundamental matrix for cameras with radial distortion. In *Proceedings of IEEE International Conference on Computer Vision Systems*, pages 625–632 Vol. 1, 2005. [2](#)
- [4] Oleksandr Bogdan, Viktor Eckstein, Francois Rameau, and Jean-Charles Bazin. DeepCalib: A deep learning approach for automatic intrinsic calibration of wide field-of-view cameras. In *ACM SIGGRAPH*, 2018. [2](#), [3](#)
- [5] Faisal Bukhari and Matthew N. Dailey. Robust Radial Distortion from a Single Image. In *Advances in Visual Computing*, volume 6454, pages 11–20, 2010. [1](#)
- [6] Faisal Bukhari and Matthew N. Dailey. Automatic Radial Distortion Estimation from a Single Image. *Journal of Mathematical Imaging and Vision*, 45(1):31–45, Jan. 2013. [5](#)
- [7] Robert Carroll, Maneesh Agrawal, and Aseem Agarwala. Optimizing content-preserving projections for wide-angle images. In *ACM SIGGRAPH*, 2009. [2](#)
- [8] David Caruso, Jakob Engel, and Daniel Cremers. Large-scale direct SLAM for omnidirectional cameras. In *Proceedings of IEEE International Conference on Intelligent Robots and Systems*, pages 141–148, 2015. [1](#)
- [9] Chun-Hao Chao, Pin-Lun Hsu, Hung-Yi Lee, and Yu-Chiang Frank Wang. Self-Supervised Deep Learning for Fisheye Image Rectification. In *Proceedings of IEEE International Conference on Acoustics, Speech and Signal Processing*, pages 2248–2252, 2020. [3](#), [7](#)
- [10] Ting Chen, Simon Kornblith, Mohammad Norouzi, and Geoffrey Hinton. A simple framework for contrastive learning of visual representations. *arXiv preprint arXiv:2002.05709*, 2020. [3](#)
- [11] Jia Deng, Wei Dong, Richard Socher, Li-Jia Li, Kai Li, and Li Fei-Fei. ImageNet: A large-scale hierarchical image database. In *Proceedings of IEEE Conference on Computer Vision and Pattern Recognition*, pages 248–255, 2009. [5](#)
- [12] Andrea Eichenseer and Andre Kaup. A data set providing synthetic and real-world fisheye video sequences. In *Proceedings of IEEE International Conference on Acoustics, Speech and Signal Processing*, pages 1541–1545, 2016. [7](#), [8](#), [11](#), [13](#), [15](#)
- [13] A.W. Fitzgibbon. Simultaneous linear estimation of multiple view geometry and lens distortion. In *Proceedings of IEEE Conference on Computer Vision and Pattern Recognition*, volume 1, pages I–125–I–132, 2001. [2](#), [3](#)
- [14] Kaiming He, Xiangyu Zhang, Shaoqing Ren, and Jian Sun. Deep Residual Learning for Image Recognition. In *Proceedings of IEEE Conference on Computer Vision and Pattern Recognition*, pages 770–778, 2016. [3](#)
- [15] Kun Huang, Yifan Wang, Zihan Zhou, Tianjiao Ding, Shenghua Gao, and Yi Ma. Learning to Parse Wireframes in Images of Man-Made Environments. In *Proceedings of IEEE Conference on Computer Vision and Pattern Recognition*, pages 626–635, 2018. [5](#), [6](#), [11](#), [12](#)
- [16] Ciaran Hughes, Patrick Denny, Martin Glavin, and Edward Jones. Equidistant Fish-Eye Calibration and Rectification by Vanishing Point Extraction. *IEEE Transactions on Pattern Analysis and Machine Intelligence*, 32(12):2289–2296, Dec. 2010. [3](#)
- [17] Longlong Jing and Yingli Tian. Self-supervised Visual Feature Learning with Deep Neural Networks: A Survey. *IEEE Transactions on Pattern Analysis and Machine Intelligence*, pages 1–1, 2020. [3](#)
- [18] Longlong Jing and Yingli Tian. Self-supervised visual feature learning with deep neural networks: A survey. *IEEE Transactions on Pattern Analysis and Machine Intelligence*, 2020. [3](#)
- [19] Yeong Won Kim, Chang-Ryeol Lee, Dae-Yong Cho, Yong Hoon Kwon, Hyeok-Jae Choi, and Kuk-Jin Yoon. Automatic content-aware projection for 360 videos. In *Proceedings of IEEE International Conference on Computer Vision*, pages 4753–4761, 2017. [2](#)
- [20] Hongdong Li and Richard Hartley. A non-iterative method for correcting lens distortion from nine-point correspondences. In *Proceedings of IEEE International Conference on Computer Vision Workshops*, 2005. [2](#)
- [21] Xiaoyu Li, Bo Zhang, Pedro V. Sander, and Jing Liao. Blind Geometric Distortion Correction on Images Through Deep Learning. In *Proceedings of IEEE Conference on Computer Vision and Pattern Recognition*, pages 4850–4859, 2019. [1](#), [2](#), [3](#)
- [22] Kang Liao, Chunyu Lin, Yao Zhao, and Moncef Gabbouj. DR-GAN: Automatic Radial Distortion Rectification Using Conditional GAN in Real-Time. *IEEE Transactions on Circuits and Systems for Video Technology*, 30(3):725–733, 2020. [1](#), [3](#)
- [23] Kang Liao, Chunyu Lin, Yao Zhao, and Mai Xu. Model-Free Distortion Rectification Framework Bridged by Distortion Distribution Map. *IEEE Transactions on Image Processing*, 29:3707–3718, 2020. [2](#), [3](#)
- [24] Tsung-Yi Lin, Michael Maire, Serge Belongie, James Hays, Pietro Perona, Deva Ramanan, Piotr Doll r, and C. Lawrence Zitnick. Microsoft COCO: Common Objects in Context. In *Proceedings of the European Conference on Computer Vision*, volume 8693, pages 740–755, 2014. [5](#), [6](#), [11](#), [12](#)
- [25] Manuel Lopez, Roger Mari, Pau Gargallo, Yubin Kuang, Javier Gonzalez-Jimenez, and Gloria Haro. Deep Single Image Camera Calibration With Radial Distortion. In *Proceedings of IEEE Conference on Computer Vision and Pattern Recognition*, pages 11809–11817, 2019. [2](#), [3](#)
- [26] Ivan Markovic, Francois Chaumette, and Ivan Petrovic. Moving object detection, tracking and following using an omnidirectional camera on a mobile robot. In *Proceedings of IEEE International Conference on Robotics and Automation*, pages 5630–5635, 2014. [1](#)

- [27] R. Melo, M. Antunes, J.P. Barreto, G. Falcao, and N. Goncalves. Unsupervised Intrinsic Calibration from a Single Frame Using a 'Plumb-Line' Approach. In *Proceedings of IEEE International Conference on Computer Vision Systems*, pages 537–544, 2013. [2](#)
- [28] Ishan Misra and Laurens van der Maaten. Self-supervised learning of pretext-invariant representations. In *Proceedings of IEEE Conference on Computer Vision and Pattern Recognition*, June 2020. [3](#)
- [29] James Pritts, Zuzana Kukelova, Viktor Larsson, Yaroslava Lochman, and Ondřej Chum. Minimal Solvers for Rectifying from Radially-Distorted Scales and Change of Scales. *International Journal of Computer Vision*, 128(4):950–968, 2020. [1](#)
- [30] Tingting Qiao, Jing Zhang, Duanqing Xu, and Dacheng Tao. MirrorGAN: Learning Text-To-Image Generation by Redescription. In *Proceedings of IEEE Conference on Computer Vision and Pattern Recognition*, pages 1505–1514, June 2019. [3](#)
- [31] Alejandro Rituerto, Luis Puig, and J.J. Guerrero. Visual SLAM with an Omnidirectional Camera. In *Proceedings of IEEE International Conference on Pattern Recognition*, pages 348–351, 2010. [1](#)
- [32] Jiangpeng Rong, Shiyao Huang, Zeyu Shang, and Xianghua Ying. Radial Lens Distortion Correction Using Convolutional Neural Networks Trained with Synthesized Images. In *Proceedings of the Asian Conference on Computer Vision*, volume 10113, pages 35–49, 2016. [1](#), [2](#), [3](#), [4](#), [5](#), [7](#), [8](#), [11](#), [13](#)
- [33] Yongjie Shi, Danfeng Zhang, Jingsi Wen, Xin Tong, Xianghua Ying, and Hongbin Zha. Radial Lens Distortion Correction by Adding a Weight Layer with Inverted Foveal Models to Convolutional Neural Networks. In *Proceedings of IEEE International Conference on Pattern Recognition*, pages 1–6, 2018. [2](#), [3](#), [4](#)
- [34] YiChang Shih, Wei-Sheng Lai, and Chia-Kai Liang. Distortion-free wide-angle portraits on camera phones. *ACM Transactions on Graphics*, 38(4):1–12, 2019. [2](#)
- [35] R. Matt Steele and Christopher Jaynes. Overconstrained Linear Estimation of Radial Distortion and Multi-view Geometry. In *Proceedings of the European Conference on Computer Vision*, volume 3951, pages 253–264, 2006. [2](#)
- [36] P. Sturm. Multi-View Geometry for General Camera Models. In *Proceedings of IEEE Conference on Computer Vision and Pattern Recognition*, volume 1, pages 206–212, 2005. [2](#)
- [37] Peter Sturm. Camera Models and Fundamental Concepts Used in Geometric Computer Vision. *Foundations and Trends in Computer Graphics and Vision*, 6(1-2):1–183, 2010. [4](#)
- [38] Zhongwei Tang, Rafael Grompone Von Gioi, Pascal Monasse, and Jean-Michel Morel. Self-consistency and universality of camera lens distortion models, 2012. [2](#), [6](#)
- [39] Zhongwei Tang, Rafael Grompone von Gioi, Pascal Monasse, and Jean-Michel Morel. A Precision Analysis of Camera Distortion Models. *IEEE Transactions on Image Processing*, 26(6):2694–2704, June 2017. [3](#), [4](#)
- [40] Xiaolong Wang, Allan Jabri, and Alexei A. Efros. Learning Correspondence From the Cycle-Consistency of Time. In *Proceedings of IEEE Conference on Computer Vision and Pattern Recognition*, pages 2561–2571, 2019. [3](#)
- [41] Z. Wang, A.C. Bovik, H.R. Sheikh, and E.P. Simoncelli. Image Quality Assessment: From Error Visibility to Structural Similarity. *IEEE Transactions on Image Processing*, 13(4):600–612, 2004. [5](#)
- [42] Jin Wei, Chen-Feng Li, Shi-Min Hu, Ralph R. Martin, and Chiew-Lan Tai. Fisheye Video Correction. *IEEE Transactions on Visualization and Computer Graphics*, 18(10):1771–1783, 2012. [2](#)
- [43] Zhucun Xue, Nan Xue, Gui-Song Xia, and Weiming Shen. Learning to Calibrate Straight Lines for Fisheye Image Rectification. In *Proceedings of IEEE Conference on Computer Vision and Pattern Recognition*, pages 1643–1651, 2019. [1](#), [2](#), [3](#), [5](#), [7](#), [8](#)
- [44] Zhu-Cun Xue, Nan Xue, and Gui-Song Xia. Fish-eye Distortion Rectification from Deep Straight Lines. *arXiv:2003.11386 [cs]*, 2020. [1](#)
- [45] Xiaoqing Yin, Xinchao Wang, Jun Yu, Maojun Zhang, Pascal Fua, and Dacheng Tao. FishEyeRecNet: A Multi-context Collaborative Deep Network for Fisheye Image Rectification. In *Proceedings of the European Conference on Computer Vision*, volume 11214, pages 475–490, 2018. [1](#), [2](#), [3](#), [5](#), [7](#)
- [46] Zhichao Yin and Jianping Shi. Geonet: Unsupervised learning of dense depth, optical flow and camera pose. In *Proceedings of IEEE Conference on Computer Vision and Pattern Recognition*, pages 1983–1992, 2018. [3](#)
- [47] Mi Zhang, Jian Yao, Menghan Xia, Kai Li, Yi Zhang, and Yaping Liu. Line-based Multi-Label Energy Optimization for fisheye image rectification and calibration. In *Proceedings of IEEE Conference on Computer Vision and Pattern Recognition*, pages 4137–4145, 2015. [1](#), [2](#)
- [48] Bolei Zhou, Hang Zhao, Xavier Puig, Tete Xiao, Sanja Fidler, Adela Barriuso, and Antonio Torralba. Semantic Understanding of Scenes Through the ADE20K Dataset. *International Journal of Computer Vision*, 127(3):302–321, 2019. [2](#), [5](#), [6](#), [11](#), [14](#)
- [49] Tinghui Zhou, Matthew Brown, Noah Snavely, and David G. Lowe. Unsupervised learning of depth and ego-motion from video. In *Proceedings of IEEE Conference on Computer Vision and Pattern Recognition*, pages 1851–1858, 2017. [3](#)
- [50] Jun-Yan Zhu, Taesung Park, Phillip Isola, and Alexei A. Efros. Unpaired Image-to-Image Translation Using Cycle-Consistent Adversarial Networks. In *Proceedings of IEEE International Conference on Computer Vision Systems*, pages 2242–2251, 2017. [3](#)

# Appendices

## A. Overview

This document provides more experiments, test results, and information to the main paper. In Section B, we provide more ablation studies on the inter-model loss and the setting of  $\lambda_{intra}$  and  $\lambda_{inter}$ . More results on WireFrame [15] and COCO2017 [24] datasets are also reported. More visual results are given in Section C both on the synthesized dataset [48] and the real fisheye video dataset [12]. Finally, the runtime of our method is compared with those of [1] and [32].

## B. More Experiments

### B.1. More Experiments on intra- and inter-loss

The proposed intra-model consistent loss (denoted as  $L_{intra}$ ) works on the distorted and re-distorted images in the same head, which means they are under the same distortion model. Here, we provide the test results when the intra-model loss is calculated between the distorted and re-distorted ones from different heads. The rectified images are re-distorted using the backward warping module in another head, as shown in Figure 6. Technically, it is not an intra-model loss anymore. It is an inter-model re-projection loss. The experiment using this kind of re-projection loss is denoted as  $L_r$ .

Similarly, the proposed inter-model consistent loss (denoted as  $L_{inter}$ ) only works on the images that are rectified by the head under the same distortion model as the one used to synthesize the input images. Here, we provide the test results when the inter-model loss is added on all images both from the same head (denoted as  $L_s$ ) and from different heads (denoted as  $L_c$ ). The former one means that the rectified results of distorted images under different models in one specific head (*i.e.* using one specific distortion model) should be consistent. And the latter one says the rectified outputs of different heads should be the same. To be more specific, we take FOV, DM, and ED models in the main paper as examples. The difference between  $L_s$ ,  $L_c$  and the proposed  $L_{inter}$  is illustrated in Figure 7. Given three images  $A_{FOV}^1$ ,  $A_{DM}^2$ ,  $A_{ED}^3$  from FOV, DM and ED distortion model, the rectified images in each head are  $B_i^1$ ,  $B_i^2$ ,  $B_i^3$  ( $i \in \{FOV, DM, ED\}$ ) respectively, *e.g.*  $B_{FOV}^3$  is the rectified result of  $A_{ED}^3$  in FOV head.  $L_s$  adds regulation on the results in each head, *e.g.*  $B_{FOV}^1$ ,  $B_{FOV}^2$ ,  $B_{FOV}^3$  in FOV head, while  $L_c$  adds regulation between the results of every two heads, *e.g.*  $(B_{FOV}^1, B_{FOV}^2, B_{FOV}^3)$  and  $(B_{DM}^1, B_{DM}^2, B_{DM}^3)$  from FOV and DM heads. Our proposed inter-model loss only works on the diagonal results, which are the rectified results of input images having the same distortion model as that in the head, *e.g.*  $B_{FOV}^1$  in FOV head

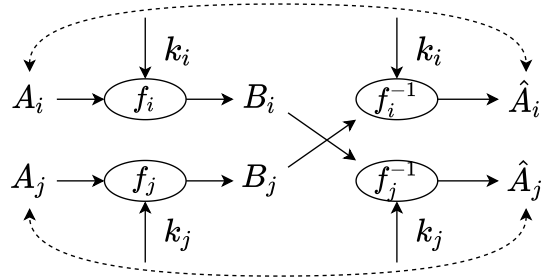


Figure 6. Illustration of the intra-model loss that works across different models, *i.e.*  $L_r$ .  $A_i$  and  $A_j$  are two distorted images from the  $i$ th and  $j$ th distortion models.  $B_i$  and  $B_j$  are the rectified ones in  $i$ th and  $j$ th heads, respectively.  $B_i$  and  $B_j$  are re-distorted using the backward warping module from the other head, generating  $\hat{A}_j$  and  $\hat{A}_i$ .

for  $A_{FOV}^1$ ,  $B_{DM}^2$  in DM head for  $A_{DM}^2$ , and  $B_{ED}^3$  in ED head for  $A_{ED}^3$ .

The test results are listed in Table 4. When  $L_s$  and  $L_r$  work alone, they fail to rectify the input distorted images since the images collapse to some common distorted states that all images could be transformed to. The rectified results are still distorted when the loss is minimized. If  $L_c$  is used, the common state could be closer to the correct one and higher PSNR and SSIM are achieved. When  $L_s$  and  $L_r$  work with  $L_c$ , PSNR and SSIM do not be improved. On the contrary, negative effects are observed. Especially, when  $L_s$  works with  $L_c$  which is equivalent to regular all the rectified outputs of all input images from all heads, it gives the worst objective metrics. With the proposed  $L_{intra}$  only, we can get superior performance. And together with  $L_{inter}$  the highest overall PSNR and SSIM are achieved.

### B.2. Ablation Study on Loss Weights

When both  $L_{intra}$  and  $L_{inter}$  are exploited in training, we use two hyper-parameters  $\lambda_{intra}$  and  $\lambda_{inter}$  to balance them. In ablation study, we explore nine settings of the ratio between  $\lambda_{intra}$  and  $\lambda_{inter}$ , as illustrated in Figure 8. We find that  $\lambda_{intra} : \lambda_{inter} = 1 : 1$  is a critical point and when  $\lambda_{intra} \geq \lambda_{inter}$ , the training is robust to the ratio. We set  $\lambda_{intra} = \lambda_{inter} = 1$  in all our experiments.

### B.3. More Results on WireFrame and COCO

After the model is trained on ADE20k [48] dataset, we directly test it on WireFrame [15] and COCO2017 [24] datasets without re-training or finetuning. The results are summarized in Table 5. Generally, the test results and trends are consistent with those on ADE20k, which implicitly validate the generalization and robustness of our method.

		FOV	DM	ED	Avg.
$L_s$	FOV	NA	NA	NA	NA
	DM	NA	NA	NA	NA
	ED	NA	NA	NA	NA
$L_r$	FOV	NA	NA	NA	NA
	DM	NA	NA	NA	NA
	ED	NA	NA	NA	NA
$L_c$	FOV	<b>21.80/0.71</b>	16.46/0.47	18.25/0.52	18.84/0.57
	DM	20.68/0.66	21.50/0.68	21.27/0.67	21.15/0.67
	ED	21.09/0.67	<b>21.65/0.68</b>	<b>21.37/0.67</b>	<b>21.37/0.67</b>
$L_s + L_c$	FOV	11.75/0.38	11.34/0.37	11.59/0.38	11.56/0.38
	DM	<b>13.52/0.42</b>	<b>13.68/0.44</b>	<b>13.65/0.44</b>	<b>13.62/0.43</b>
	ED	13.51/0.43	13.66/0.44	13.64/0.44	13.60/0.44
$L_r + L_c$	FOV	20.82/0.68	16.42/0.46	17.69/0.50	18.31/0.55
	DM	20.31/0.65	<b>20.14/0.62</b>	<b>19.73/0.61</b>	19.94/0.63
	ED	<b>20.87/0.67</b>	20.02/0.61	19.69/0.60	<b>20.19/0.63</b>
$L_s + L_r + L_c$	FOV	20.50/0.66	16.32/0.45	17.45/0.50	18.09/0.54
	DM	20.39/0.65	<b>19.67/0.60</b>	<b>19.22/0.59</b>	<b>19.76/0.61</b>
	ED	<b>20.66/0.66</b>	19.42/0.59	19.15/0.59	19.74/0.61
$L_{intra}$	FOV	<b>23.58/0.78</b>	16.39/0.44	18.74/0.53	19.57/0.58
	DM	21.71/0.69	<b>24.63/0.82</b>	24.77/0.81	23.70/0.77
	ED	22.06/0.69	24.02/0.79	<b>25.48/0.84</b>	<b>23.85/0.77</b>
$L_{intra} + L_{inter}$	FOV	<b>23.43/0.78</b>	16.23/0.44	18.45/0.52	19.37/0.58
	DM	22.92/0.71	<b>24.90/0.83</b>	<b>25.77/0.85</b>	<b>24.53/0.80</b>
	ED	22.74/0.71	24.24/0.80	25.36/0.83	24.11/0.78

Table 4. More ablation studies on the inter-model loss using PSNR and SSIM. NA means the experiment fails and images can not be rectified. The setting of each experiment can be found in Section B.

		WireFrame				COCO2017			
		FOV	DM	ED	Avg	FOV	DM	ED	Avg
SL	FOV	<b>24.98/0.83</b>	16.44/0.51	18.77/0.61	20.06/0.65	<b>24.30/0.80</b>	16.12/0.44	18.48/0.53	19.63/0.59
	DM	20.69/0.67	<b>23.44/0.79</b>	<b>24.53/0.82</b>	<b>22.89/0.76</b>	20.24/0.61	<b>23.04/0.76</b>	<b>24.25/0.80</b>	<b>22.51/0.72</b>
	ED	18.77/0.62	22.30/0.75	24.47/0.82	21.85/0.73	18.41/0.55	21.59/0.71	24.18/0.80	21.39/0.69
SSL-S	FOV	<b>24.45/0.83</b>	16.07/0.49	18.49/0.58	19.67/0.63	<b>23.69/0.79</b>	15.70/0.41	17.79/0.49	19.06/0.56
	DM	21.70/0.72	<b>24.21/0.82</b>	<b>24.44/0.82</b>	<b>23.45/0.79</b>	21.11/0.66	<b>23.72/0.79</b>	<b>24.17/0.80</b>	<b>23.00/0.75</b>
	ED	21.58/0.73	19.00/0.64	19.57/0.66	20.05/0.68	20.44/0.65	18.36/0.56	18.83/0.59	19.21/0.60
SSL-M	FOV	<b>23.68/0.81</b>	16.07/0.49	18.83/0.60	19.53/0.63	<b>23.58/0.78</b>	15.97/0.43	18.55/0.53	19.37/0.58
	DM	21.95/0.74	<b>24.48/0.83</b>	24.59/0.83	23.67/0.80	21.50/0.69	<b>24.34/0.81</b>	24.74/0.82	23.53/0.77
	ED	22.95/0.75	24.11/0.81	<b>26.00/0.87</b>	<b>24.35/0.81</b>	22.12/0.69	23.95/0.79	<b>25.71/0.85</b>	<b>23.93/0.78</b>
SIR- $\hat{\mathcal{M}}_1$	FOV	<b>24.93/0.84</b>	16.17/0.50	18.32/0.58	19.80/0.64	<b>24.44/0.81</b>	15.78/0.42	17.98/0.50	19.40/0.58
	DM	22.57/0.73	<b>24.34/0.82</b>	<b>25.36/0.85</b>	<b>24.09/0.80</b>	21.86/0.67	<b>23.84/0.79</b>	<b>24.89/0.82</b>	<b>23.53/0.76</b>
	ED	21.57/0.71	22.69/0.76	24.42/0.82	22.89/0.76	21.01/0.65	22.22/0.72	23.87/0.78	22.37/0.72
SIR- $\hat{\mathcal{M}}_2$	FOV	<b>24.43/0.83</b>	16.52/0.51	18.70/0.59	19.88/0.64	<b>24.38/0.81</b>	16.23/0.44	18.28/0.52	19.63/0.59
	DM	22.02/0.73	<b>24.51/0.53</b>	25.10/0.84	23.88/0.70	21.53/0.66	<b>24.12/0.80</b>	25.08/0.83	<b>23.58/0.76</b>
	ED	21.77/0.71	24.09/0.81	<b>25.99/0.87</b>	<b>23.95/0.80</b>	20.21/0.61	23.35/0.77	<b>25.16/0.84</b>	22.91/0.74
SIR- $\hat{\mathcal{M}}_3$	FOV	<b>25.62/0.86</b>	16.27/0.50	18.40/0.58	20.10/0.65	<b>25.12/0.83</b>	15.83/0.42	18.12/0.51	19.69/0.59
	DM	21.54/0.71	<b>24.52/0.83</b>	25.04/0.84	<b>23.70/0.79</b>	21.16/0.65	<b>24.10/0.81</b>	24.88/0.83	<b>23.38/0.76</b>
	ED	20.79/0.68	23.81/0.80	<b>25.50/0.85</b>	23.37/0.78	20.11/0.61	23.21/0.76	<b>25.09/0.83</b>	22.80/0.73
SIR- $\hat{\mathcal{M}}_4$	FOV	<b>23.56/0.81</b>	16.23/0.50	18.66/0.59	19.48/0.63	<b>22.91/0.76</b>	15.91/0.42	18.09/0.50	18.97/0.56
	DM	23.48/0.77	<b>24.96/0.84</b>	<b>25.93/0.86</b>	<b>24.97/0.82</b>	22.48/0.70	<b>24.42/0.81</b>	<b>25.35/0.84</b>	23.42/0.78
	ED	23.20/0.76	24.46/0.82	25.57/0.85	24.41/0.81	22.22/0.69	23.81/0.79	24.95/0.83	<b>23.66/0.77</b>

Table 5. PSNR and SSIM of different models tested on WireFrame [15] and COCO2017 [24] datasets.

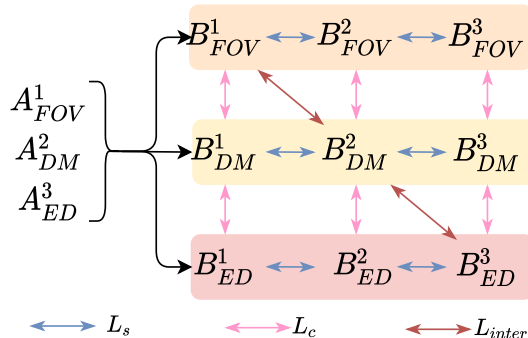


Figure 7. The difference between  $L_s$ ,  $L_c$  and  $L_{inter}$ .

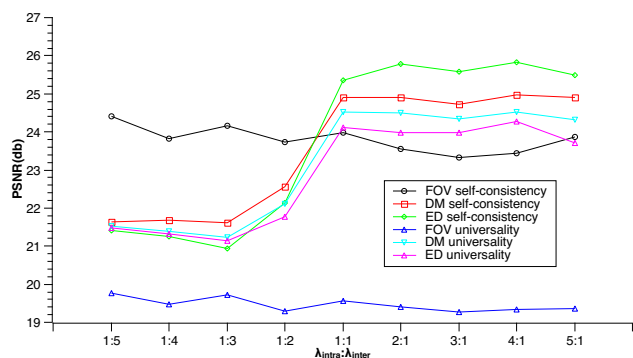


Figure 8. Comparison of self-consistency and universality of each model under different settings of  $\lambda_{intra} : \lambda_{inter}$ .

### C. Additional Visual Results

More test results on the synthesized test dataset and real fisyeeye video dataset [12] are provided in Figure 9 and Figure 10. SL, SSL-S and SIR have the same meaning as in main paper.

### D. Running Time

We compare the running time of our method with those of the representative traditional method [1] and the parameter regression method proposed in [32]. We test the images on NVIDIA Tesla V100 GPU with input size  $257 \times 257$ . Generally, traditional methods are slower than deep learning-based methods since the latter normally only need a forward pass to predict the parameters, while the former has to estimate the parameters via a time-consuming optimization procedure. Although our method is slower than Rong *et al.* [32], it can still run in real-time ( $> 60$  FPS) even with three rectification heads.

Methods	Time
Alemán-Flores [1]	1.301
Rong [32]	<b>0.003</b>
w/ one head	0.009
Ours w/ two heads	0.012
w/ three heads	0.015

Table 6. Comparison of running time (seconds).




Figure 9. Comparison of the visual results with the baseline methods on synthesized test dataset. The first column is the synthesized distorted image. *realB* is the original normal image from the ADE20K test dataset [48].




Figure 10. Comparison of the visual results with the baseline methods on fisheye video dataset [12]. The first column contains the input real fisheye images.