

RIEMANNIAN GAUSSIAN DISTRIBUTIONS, RANDOM MATRIX ENSEMBLES AND DIFFUSION KERNELS

LEONARDO SANTILLI* AND MIGUEL TIERZ^{†,‡}

ABSTRACT. We show that the Riemannian Gaussian distributions on symmetric spaces, introduced in recent years, are of standard random matrix type. We exploit this to compute analytically marginals of the probability density functions. This can be done fully, using Stieltjes-Wigert orthogonal polynomials, for the case of the space of Hermitian matrices, where the distributions have already appeared in the physics literature. For the case when the symmetric space is the space of $m \times m$ symmetric positive definite matrices, we show how to efficiently compute densities of eigenvalues by evaluating Pfaffians at specific values of m . Equivalently, we can obtain the same result by constructing specific skew orthogonal polynomials with regards to the log-normal weight function (skew Stieltjes-Wigert polynomials). Other symmetric spaces are studied and the same type of result is obtained for the quaternionic case. Moreover, we show how the probability density functions are a particular case of diffusion reproducing kernels of the Karlin-McGregor type, describing non-intersecting Brownian motions, which are also diffusion processes in the Weyl chamber of Lie groups.

1. INTRODUCTION

The statistical analysis of a probability measure Q on a differentiable manifold is a topic attracting much attention and has developed considerably due to the wide range of interesting applications that require the analysis of data not living in ordinary Euclidean spaces. There is great interest, for example, in trying to process datasets which lie in the space \mathcal{P}_m of $m \times m$ symmetric positive definite matrices.

This space can be equipped with a Riemannian metric, giving it the structure of a Riemannian homogeneous space of negative curvature. Such Riemannian manifold has been thoroughly studied from many points of view, corresponding to different disciplines, such as harmonic analysis and number theory [1, 2], matrix analysis [3] and information geometry and multivariate statistics [4, 5].

This and other symmetric spaces have been studied endowed with metrics such as the Rao-Fisher metric or the log-Euclidean metric [6], in order to develop the tools to properly carry out statistical inference of data on such spaces. The landscape of applications is very vast as it includes, for example, medical imaging [7, 8], continuum mechanics [9], radar signal processing [10, 11] and computer vision [12–16], among many other references that could be quoted here.

In the present paper, the Riemannian metric will be the Rao-Fisher metric, also known as affine-invariant metric, and is the subject of Section 1.1. A specific probabilistic model to represent the statistical variability of data in non-Euclidean spaces, such as \mathcal{P}_m , has been developed by introducing the so-called Gaussian probability distributions on Riemannian symmetric spaces [17–20].

The Riemannian Gaussian distribution $G(\bar{Y}, \sigma)$ will depend on two parameters, $\bar{Y} \in \mathcal{P}_m$ and $\sigma > 0$. The form of its probability density function, generalising that of a Gaussian distribution on the Euclidean space \mathbb{R}^p , is given by

$$(1) \quad p(Y | \bar{Y}, \sigma) = \frac{1}{\zeta(\sigma)} \exp \left[-\frac{d^2(Y, \bar{Y})}{2\sigma^2} \right],$$

where $d : \mathcal{P}_m \times \mathcal{P}_m \rightarrow \mathbb{R}_+$ is Rao's Riemannian distance (defined below), and the density is with respect to the Riemannian volume element of \mathcal{P}_m , denoted by $dv(Y)$. In comparison to a Gaussian distribution on \mathbb{R} , the normalising factor $\zeta(\sigma)$ plays the role of the factor $\sqrt{2\pi\sigma^2}$.

Among other possible applications, the distributions provide a statistical foundation for the concept of Riemannian centre of mass, which plays a major role in many contexts [21, 22]. They also play a role in machine learning when the dataset is inherently structured [23–25].

In addition to the relationship between Riemannian Gaussian distributions and the concept of Riemannian centre of mass and the potential for applications, discussed in [17–20], we shall show here that

one of the hallmarks of these distributions is analytical tractability. In particular, we will show how the obtained distributions are of standard random matrix type and how the ensuing analytical tools associated to the study of random matrices can be used effectively to further characterize the distributions analytically [26–28].

More specifically, we shall use Pfaffian and determinant descriptions of the random matrix ensembles and the classical orthogonal polynomial method in random matrix theory [26–28]. We do this in the setting which includes skew-orthogonal polynomials, necessary to solve models which do not correspond to the case of Hermitian matrices, such as the case of the real symmetric matrices, which is central for statistical applications.

We now briefly summarize the derivation of the model for the case of real symmetric matrices, along the lines of [17–20], to set up the context. Further details are in these references, while we will focus, from Section 2 on, on the analytical characterization of the joint probability distribution functions using random matrix theory.

1.1. The Rao-Fisher metric: distance, geodesics and volume. We overview the general setup, following closely the presentation in [18].

The Rao-Fisher metric [5, 2]

$$(2) \quad ds^2(Y) = \text{tr} [Y^{-1}dY]^2, \quad Y \in \mathcal{P}_m$$

is a Riemannian metric on \mathcal{P}_m . It induces a Riemannian distance $d : \mathcal{P}_m \times \mathcal{P}_m \rightarrow \mathbb{R}_+$, known as Rao's distance, in the standard way.

When equipped with the Rao-Fisher metric, the space \mathcal{P}_m becomes a Riemannian manifold of negative sectional curvature [1, 2]. Since it is also complete and simply connected, the distance between any two points in \mathcal{P}_m is given by the length of the geodesic connecting them.

The volume form on \mathcal{P}_m induced by the Rao-Fisher metric is [2]

$$(3) \quad dv(Y) = \det(Y)^{-\frac{m+1}{2}} \prod_{i \leq j} dY_{ij}$$

where indices denote matrix entries.

One can then consider the expressions of $ds^2(Y)$ and $dv(Y)$, given by (2) and (3), in terms of polar coordinates [27]. Then, for any *class function* $f : \mathcal{P}_m \rightarrow \mathbb{R}$, the angular coordinates can be integrated out, obtaining

$$(4) \quad \int_{\mathcal{P}_m} f(Y) dv(Y) = \frac{8^{\frac{m(m-1)}{4}}}{m! 2^m} \omega_m \int_{\mathbb{R}^m} f(r_1, \dots, r_m) \prod_{i < j} \sinh\left(\frac{|r_i - r_j|}{2}\right) \prod_{i=1}^m dr_i,$$

where (see [29, Page 71]),

$$(5) \quad \omega_m \equiv \frac{2^m \pi^{m^2/2}}{\Gamma_m(m/2)}$$

with Γ_m the multivariate Gamma function, given in [29]. Formula (4) follows directly from [2, Proposition 3, Page 43] but has been written following the notation in [19].

For any $\sigma > 0$, let $f(Y|\sigma)$ be given by,

$$(6) \quad f(Y|\sigma) = \exp\left[-\frac{d^2(Y, I)}{2\sigma^2}\right]$$

where $I \in \mathcal{P}_m$ is the $m \times m$ identity matrix. The normalization constant $\zeta(\sigma)$ is then defined as

$$(7) \quad \zeta(\sigma) = \int_{\mathcal{P}_m} f(Y|\sigma) dv(Y),$$

where $dv(Y)$ is the volume form (3). Then,

$$(8) \quad \zeta(\sigma) = \omega_m \cdot \frac{8^{\frac{m(m-1)}{4}}}{m! 2^m} \int_{\mathbb{R}^m} e^{-(r_1^2 + \dots + r_m^2)/2\sigma^2} \prod_{1 \leq i < j \leq m} \sinh(|r_i - r_j|/2) \prod_{i=1}^m dr_i$$

with ω_m defined in (5).

We show how to use random matrix tools, in particular the evaluation of Pfaffians, to compute analytically $\zeta(\sigma)$ for several values of m and also in the large m limit. This extends some of the results in [17, 18] and the other works discussing Gaussian distributions on Riemannian symmetric spaces, where the case $m = 2$ is evaluated analytically and the rest is carried out numerically, with Monte-Carlo methods. Before that, we note that the corresponding model for Hermitian matrices, also discussed in [19], which is characterized by an analogous expression but with the $\sinh(|r_i - r_j|/2)$ term squared, is fully solvable with orthogonal polynomials. It has already been studied in the physics literature in detail, but we summarize and develop the results in the next Section and we will study more difficult cases to treat analytically, such as (8), in Section 3 and in the Appendix. Finally, Section 4 will contain a discussion of these statistical distributions from the point of view of diffusion processes.

2. FULL SOLUTION OF THE CASE OF HERMITIAN MATRICES

Let us define the function $z_\beta(\sigma)$ as

$$(9) \quad z_\beta(\sigma) = \frac{1}{m!} \int_{\mathbb{R}^m} \prod_{1 \leq i < j \leq m} \left[2 \sinh \left(\frac{|r_i - r_j|}{2} \right) \right]^\beta \prod_{i=1}^m e^{-c_\beta \frac{r_i^2}{\sigma^2}} \frac{dr_i}{\sqrt{\pi\sigma^2}},$$

that we call the *partition function*, adopting the language of random matrix theory. The parameter β is called Dyson's index. While (9) makes sense for every $\beta > 0$, with a suitable choice of $c_\beta > 0$, we will be mainly interested in $\beta \in \{1, 2, 4\}$, corresponding to a random matrix ensemble with orthogonal, unitary and symplectic symmetry, respectively. To avoid cumbersome overall factors of $2^{m/2}$ in what follows, we adopt the normalization of [30] and choose

$$(10) \quad c_\beta = \begin{cases} \frac{1}{2} & \beta = 1, \\ 1 & \beta \in \{2, 4\}, \end{cases}$$

but we stress that other suitable choices exist, as for example $c_\beta = \frac{\beta}{2}$, and the present discussion does not depend on such choice. Note that the variance with this normalization is $\frac{\sigma^2}{2c_\beta}$, so in particular it is σ^2 for $\beta = 1$ but it is $\frac{\sigma^2}{2}$ for $\beta = 2$. For $\beta = 1$ in (9) we find

$$(11) \quad \zeta(\sigma) = \frac{2^{\frac{m(m-1)}{4}} \pi^{\frac{m(m+1)}{2}}}{\Gamma_m(m/2)} |\sigma|^m z_1(\sigma).$$

The crucial fact we want to exploit is that $z_\beta(\sigma)$ can be written in fully standard random matrix form, meaning in terms of a Vandermonde determinant. This was done in [31], in the context of the study of vicious walkers¹ and, later on, it was also crucial to study Chern-Simons gauge theories [32]. One can therefore, use all the power of the traditional random matrix tools, such as determinantal expressions and the method of orthogonal polynomials. Denoting $x_i = e^{u_i}$ and using

$$(12) \quad \prod_{1 \leq i < j \leq m} |x_i - x_j|^\beta = \prod_{1 \leq i < j \leq m} |e^{u_i} - e^{u_j}|^\beta = \left[\left(\prod_{i=1}^m e^{\frac{u_i}{2}(m-1)} \right) \prod_{1 \leq i < j \leq m} 2 \sinh \left(\frac{|u_i - u_j|}{2} \right) \right]^\beta,$$

we see that

$$(13) \quad \int_{(0, \infty)^m} \prod_{1 \leq i < j \leq m} |x_i - x_j|^\beta \prod_{i=1}^m e^{-\frac{c_\beta}{\sigma^2} (\log x_i)^2} \frac{dx_i}{\sqrt{\pi\sigma^2}} \\ = \int_{\mathbb{R}^m} \prod_{1 \leq i < j \leq m} \left[2 \sinh \left(\frac{|u_i - u_j|}{2} \right) \right]^\beta \prod_{i=1}^m e^{-c_\beta \frac{u_i^2}{\sigma^2} + u_i \frac{\beta}{2} (m-1 + \frac{2}{\beta})} \frac{du_i}{\sqrt{\pi\sigma^2}}.$$

¹We detail further the connection with diffusion in Section 4.

Changing variables $r_i = u_i - \frac{\sigma^2 \beta}{4c_\beta} \left(m - 1 + \frac{2}{\beta} \right)$ to complete the square, it follows that:

$$(14) \quad z_\beta(\sigma) = \frac{e^{-\sigma^2 \frac{\beta^2}{16c_\beta} m \left(m - 1 + \frac{2}{\beta} \right)^2}}{m!} \int_{(0, \infty)^m} \prod_{1 \leq i < j \leq m} |x_i - x_j|^\beta \prod_{i=1}^m e^{-\frac{c_\beta}{\sigma^2} (\log x_i)^2} \frac{dx_i}{\sqrt{\pi \sigma^2}}$$

which describes the partition function of the Stieltjes-Wigert random matrix model. Note that this model is of the standard random matrix form but with a weight function of log-normal type: $w(x) = e^{-\frac{c_\beta}{\sigma^2} (\log x_i)^2}$. Random matrix theory gives formulas² for any marginal of the joint probability density function of eigenvalues, including the normalization constant, in terms of the polynomials orthogonal with regards to the log-normal weight $w(x)$ above. These polynomials are the Stieltjes-Wigert polynomials [33], which are essentially a type of q -deformed Hermite polynomial.

A Riemannian log-normal probability distribution was already introduced in [34] (see [35] for a review) but is not of the random matrix type and not comparable to (14) due to an extra factor in the Vandermonde part.

Another way to see this q -deformed structure at play is to define the q -parameter

$$(15) \quad q = e^{-\sigma}$$

and introduce the q -number

$$(16) \quad [x]_q = \frac{q^{-x/2} - q^{x/2}}{q^{-1/2} - q^{1/2}},$$

which reduces to an ordinary real number, $[x]_q \rightarrow x$, in the limit $q \rightarrow 1^-$. Then we have

$$(17) \quad z_\beta(\sigma) = \left| 2 \sinh \frac{\sigma}{2} \right|^{\frac{\beta}{2} m(m-1)} \frac{1}{m!} \int_{\mathbb{R}^m} \prod_{1 \leq i < j \leq m} |[\tilde{r}_i - \tilde{r}_j]_q|^\beta \prod_{i=1}^m e^{-c_\beta \tilde{r}_i^2} \frac{d\tilde{r}_i}{\sqrt{\pi}}$$

where $\tilde{r}_i = r_i/\sigma$. This latter form shows that the partition function $z_\beta(\sigma)$ is, up to the explicitly known overall σ -dependent factor, the q -deformation of the Gaussian β -ensemble, for every $\beta > 0$, with q as in (15).

We study the partition function $z_\beta(\sigma)$. Before that, we briefly review the relation between random matrix ensembles and symmetric spaces in Subsection 2.1. Then we discuss first the case $\beta = 2$ in the rest of the present Section. The other two cases $\beta = 1$ and $\beta = 4$ are studied in Section 3.

2.1. Cartan classification: from symmetric spaces to matrix ensembles. A correspondence between symmetric spaces and random matrix ensembles was established by Altland and Zirnbauer [36] and used to classify the latter ones in terms of the former (see [37, 38] for an overview).³

As we have seen above, when dealing with invariant joint probability distributions, the integrals only depend on the eigenvalues (x_1, \dots, x_m) of the random matrix. The Jacobian coming from this reduction is the Vandermonde determinant [26]:

$$(18) \quad J(x) = \prod_{1 \leq i < j \leq m} |x_i - x_j|^\beta.$$

For matrix ensembles of the transfer matrix type (following the terminology of [38]) the Jacobian is naturally

$$(19) \quad J(x) = \prod_{1 \leq i < j \leq m} \left| \sinh \left(\frac{x_i - x_j}{2} \right) \right|^\beta$$

²For the case $\beta = 2$. The other cases are more complicated as they require skew-orthogonal polynomials.

³These results have been recently extended to include double-coset spaces [39]. That setup seems especially well-suited for applications in statistical analysis.

which is recast in the form (18) with an exponential change of variables. For circular ensembles, on the other hand, one gets [40]

$$(20) \quad J(x) = \prod_{1 \leq i < j \leq m} \left| 2 \sin \left(\frac{\theta_i - \theta_j}{2} \right) \right|^\beta$$

which is related to (18) through $x = e^{i\theta}$. One readily observes that (18), (19) and (20) are precisely the Jacobians to pass to spherical coordinates in symmetric spaces of zero, negative and positive curvature, respectively.

We are interested in ensembles of real symmetric, Hermitian or quaternion real Hermitian matrices, corresponding to $\beta = 1$, $\beta = 2$ and $\beta = 4$, respectively [26, 27]. These three matrix algebras are realised as the tangent space at the origin of coset spaces of Cartan type A , yielding the classification summarized in Table 1.

Root system	Cartan class.	matrix type	Dyson index	symmetry
A_{m-1}	A	Hermitian	$\beta = 2$	unitary
A_{m-1}	AI	real symmetric	$\beta = 1$	orthogonal
A_{m-1}	AII	quaternion Hermitian	$\beta = 4$	symplectic

TABLE 1. A -series of the Cartan classification of random matrix ensembles.

In conclusion, we single out three hyperbolic symmetric spaces, which correspond to random transfer matrix ensembles with $\beta \in \{1, 2, 4\}$. All of them are discussed in the following. Besides, we can go beyond Cartan type A : two examples of type D are provided in Appendix B.

2.2. Moments of the log-normal distribution and the Stieltjes-Wigert orthogonal polynomials. In what follows we exploit the rewriting (14), which allows to directly apply standard results from random matrix theory. Define the inner product

$$(21) \quad (f, g)_2 = \int_0^\infty \frac{dx}{\sqrt{\pi\sigma^2}} e^{-(\log x)^2/\sigma^2} f(x)g(x)$$

for analytic real functions f and g . We keep the dependence on σ implicit in the notation. The inner product of two monomials is⁴

$$(22) \quad \begin{aligned} (x^k, x^\ell)_2 &= \int_0^\infty \frac{dx}{\sqrt{\pi\sigma^2}} e^{-(\log x)^2/\sigma^2} x^{k+\ell} \\ &= \int_{-\infty}^{+\infty} \frac{dr}{\sqrt{\pi\sigma^2}} e^{-r^2/\sigma^2 + r(k+\ell+1)} = e^{\frac{\sigma^2}{4}(k+\ell+1)^2}. \end{aligned}$$

For the cases $\beta = 1$ and $\beta = 4$ we will need to define skew-symmetric products, but for $\beta = 2$, $z_\beta(\sigma)$ can be evaluated exactly [31], thanks to the Stieltjes-Wigert polynomials, which are orthonormal polynomials with respect to inner product $(\cdot, \cdot)_2$ defined in (21), that is

$$(23) \quad (P_k, P_\ell)_2 = \delta_{k\ell}.$$

This family of polynomials is given by

$$(24) \quad P_n(x) = (-1)^n q^{\frac{1}{2}(n+\frac{1}{2})} \prod_{j=1}^n (1 - q^j)^{-\frac{1}{2}} \sum_{\nu=0}^n \begin{bmatrix} n \\ \nu \end{bmatrix}_q q^{\nu^2 + \frac{\nu}{2}} (-x)^\nu,$$

where the q -parameter is

$$(25) \quad q = e^{-\sigma^2/2}$$

⁴The same moments can be obtained working on the unit circle, if the function is instead Jacobi's third theta function, upon a formal replacement $q \mapsto q^{-1}$. This leads to a unitary matrix model with analogous properties to the models here discussed, see [41–44] for details.

(not to be confused with q in (15)), and

$$(26) \quad \begin{bmatrix} n \\ \nu \end{bmatrix}_q = \frac{[n]_q}{[n-\nu]_q [\nu]_q} = \prod_{j=1}^{\nu} \frac{1-q^{n-j+1}}{1-q^j}$$

is the q -binomial. Let us denote by a_n the leading coefficient, that is $P_n(x) = a_n x^n + \dots$, and define the *monic* orthogonal polynomials $p_n(x)$, which satisfy the orthogonality relation

$$(27) \quad (p_k, p_\ell)_2 = \frac{1}{a_n^2} \delta_{k\ell},$$

with $a_0^{-2} = 1/q$ and

$$(28) \quad a_n^{-2} = \frac{\prod_{j=1}^n (1-q^j)}{q^{2n^2+2n+\frac{1}{2}}}$$

for $n = 1, 2, \dots$ [31].

The main tool to evaluate $z_{\beta=2}(\sigma)$ exactly is the celebrated Andréief identity [45, 46], which allows to rewrite the matrix model (14) as a determinant:

$$(29) \quad z_2(\sigma) = e^{\frac{\sigma^2}{4} m^3} \det_{1 \leq i, j \leq m} [(x^{i-1}, x^{j-1})_2].$$

In turn, the inner product of monomials inside the determinant can be replaced by $(p_{i-1}, p_{j-1})_2$, so that the matrix (of which we are taking the determinant) becomes diagonal in this basis, and we obtain [31]

$$(30) \quad z_2(\sigma) = e^{-\frac{\sigma^2}{4} m^3} \prod_{n=0}^{m-1} a_n^{-2} = e^{\frac{\sigma^2}{12} m(m^2-1)} \left(1 - e^{-\sigma^2/2}\right)^{m(m-1)/2} \prod_{j=1}^{m-1} \Gamma_q(j+1),$$

with q defined in (25) and Γ_q the q -Gamma function

$$(31) \quad \Gamma_q(j+1) = \prod_{n=1}^j [n]_q.$$

Explicitly:

$$(32) \quad z_2(\sigma) = e^{\frac{\sigma^2}{12} m(m^2-1) - \frac{\sigma^2}{8} m(m-1)} \prod_{j=1}^m \left[-2 \sinh\left(\frac{\sigma^2}{4} j\right) \right]^{m-j}.$$

We plot $z_2(\sigma)$ as a function of σ for various m in Figure 1, and as a function of m for various fixed σ in Figure 2.

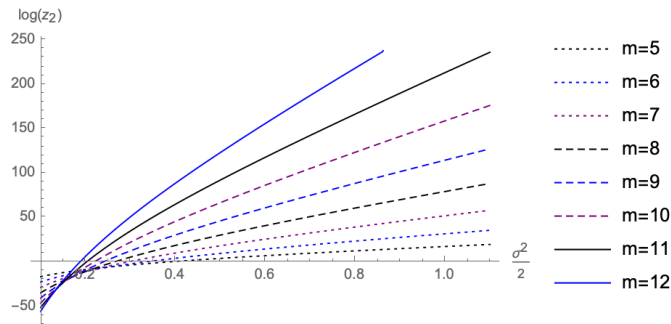


FIGURE 1. Plot of $\log z_{\beta=2}(\sigma)$ as a function of $\sigma^2/2$, for $m = 5, 6, \dots, 12$.

The dependence on m is better captured by $\log z_\beta$ rather than z_β itself. For this reason, while our discussion will focus on z_β , in the plots and numerical evaluations we will instead consider $\log z_\beta$.

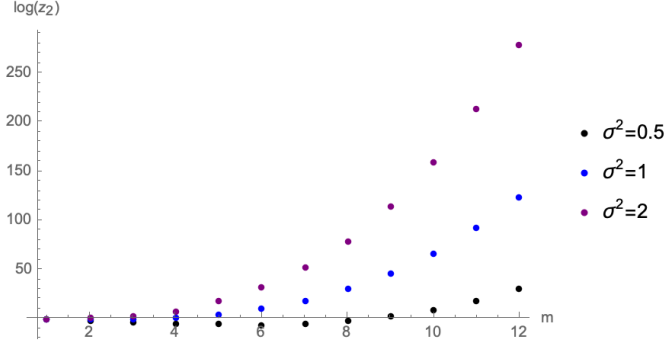


FIGURE 2. Plot of $\log z_{\beta=2}(\sigma)$ as a function of m , for fixed values of $\sigma^2 = 0.5, 1, 2$.

2.3. Eigenvalue density, $\beta = 2$. Let us introduce the eigenvalue density, which by definition is obtained integrating the joint probability density over $m - 1$ of the m eigenvalues [26]:

$$(33) \quad \rho_{\beta}(r; \sigma) = \frac{m!}{(m-1)!z_2(\sigma)} \cdot \frac{e^{-\frac{c_{\beta}}{\sigma^2}r^2}}{\sqrt{\pi\sigma^2}} \cdot \int_{\mathbb{R}^{m-1}} \prod_{1 \leq i < j \leq m} \left[2 \sinh \left(\frac{|r_i - r_j|}{2} \right) \right]^{\beta m-1} \prod_{i=1}^{m-1} e^{-\frac{c_{\beta}}{\sigma^2}r_i^2} \frac{dr_i}{\sqrt{\pi\sigma^2}}.$$

Clearly, from the invariance of the integral $z_2(\sigma)$ under permutation of the r_i 's, we can integrate over any $m - 1$ of the m variables and obtain the same definition of $\rho_{\beta}(r; \sigma)$. Throughout this Subsection we consider $\beta = 2$. It is convenient to use the change of variables $x_i = e^{r_i - \frac{\sigma^2}{2}m}$ as in (14), and exploit the Stieltjes-Wigert polynomials [32]. We can use the Christoffel-Darboux formula to rewrite the eigenvalue density of any random matrix ensemble as [27, Eq. (5.13)]

$$(34) \quad \rho_2(x) = a_{m-1}^2 w(x) [p_{m-1}(x)p'_m(x) - p_m(x)p'_{m-1}(x)],$$

where $w(x)$ is the weight function, p_n are the monic orthogonal polynomials with respect to the weight $w(x)$, and the prime means derivative with respect to x . In our case, $w(x) = \frac{e^{-(\log x)^2/\sigma^2}}{\sigma\pi^{1/2}}$ and p_n are the monic Stieltjes-Wigert polynomials introduced in the previous Subsection. We find

$$(35) \quad p_{m-1}(x)p'_m(x) - p_m(x)p'_{m-1}(x) = q^{2m^2 - m + \frac{1}{2}} \sum_{k=0}^{m-1} \sum_{\ell=0}^m \left\{ k(-1)^{k+\ell} x^{k+\ell-1} q^{k^2 + \ell^2 + \frac{k+\ell}{2}} \begin{bmatrix} m-1 \\ k \end{bmatrix}_q \begin{bmatrix} m \\ \ell \end{bmatrix}_q - (k \leftrightarrow \ell) \right\}.$$

Undoing the change of variables, using $\rho_2(x)dx = \rho_2(e^{r+\sigma^2 m/2})e^{r+\sigma^2 m/2}dr$ and multiplying the last expression by the Gaussian prefactor coming from the weight function in the Christoffel-Darboux formula (34), we find that $\rho_2(r; \sigma)$ takes the form

$$(36) \quad \rho_2(r; \sigma) = \sum_{k=0}^{2m-2} c_k(q) e^{-\frac{1}{\sigma^2} \left(r - \frac{\sigma^2}{2}(k+1-m) \right)^2}$$

with the coefficients $c_k(q)$ obtainable from the expressions above. The upshot is that $\rho_2(r; \sigma)$ is the sum of $2m - 1$ Gaussian distributions, centered at the points

$$(37) \quad r_k = \frac{\sigma^2}{2}(k+1-m), \quad k \in \{-m+1, \dots, 0, \dots, m-1\}.$$

It is also easy to check that the coefficients $c_k(q)$ have alternating sign, thus the Gaussians centered at r_k with k odd interfere constructively with the other Gaussians at odd positions, and destructively with those at even positions. We therefore expect $\rho_2(r; \sigma)$ to be described by m peaks and $m - 1$ valleys among them. Moreover, the support of the eigenvalue density grows linearly with the product $t \equiv m\sigma^2$. We plot the eigenvalue densities for various σ in Figure 3, and in the small σ and large σ regime in Figure 4.

2.4. Limits of $z_{\beta}(\sigma)$. Before delving into a more detailed analysis of $z_{\beta}(\sigma)$ for $\beta \in \{1, 4\}$, it is instructive to analyze various limits for generic $\beta > 0$.

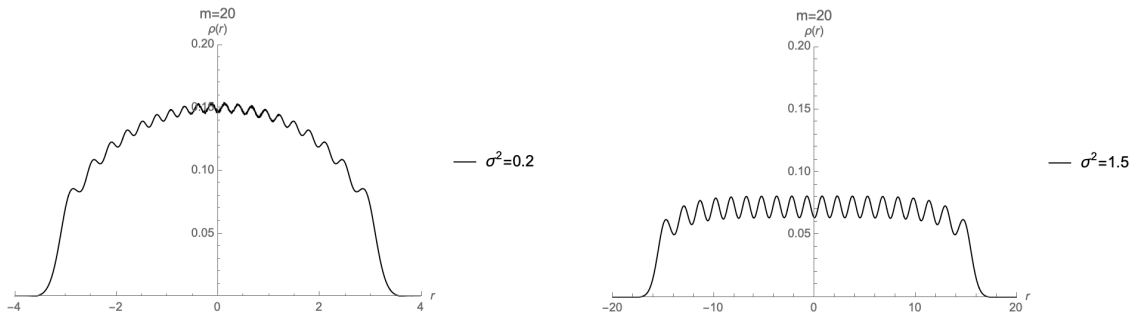


FIGURE 3. Eigenvalue density $\rho_2(r; \sigma)$ at $m = 20$. Left: $\sigma^2 = 0.2$. Right: $\sigma^2 = 1.5$.

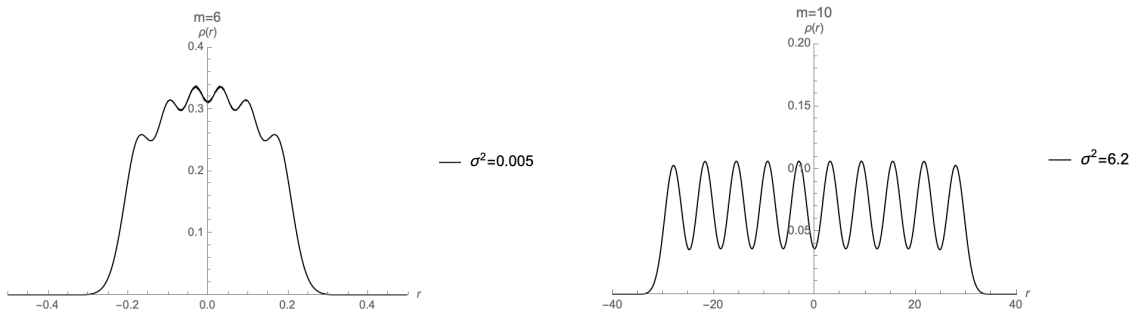


FIGURE 4. Eigenvalue density $\rho_2(r; \sigma)$. Left: small σ regime, $m = 6$ and $\sigma^2 = 0.005$. Right: large σ regime, $m = 10$ and $\sigma^2 = 6.2$. Note that the height of the vertical axis in the left picture is twice the height in the other plots.

2.4.1. $\sigma \rightarrow 0^+$ *limit*. First, it is clear from (17) that sending $\sigma \rightarrow 0^+$ we recover the usual Gaussian β -ensemble, whose partition function is known exactly for every $\beta > 0$, see [27, Eq. (1.160)]. In particular, with our normalization we have

$$(38) \quad z_{\beta=1}(\sigma) \xrightarrow{\sigma \rightarrow 0^+} \sigma^{m(m-1)/2} 2^{m/2} \prod_{j=0}^{m/2-1} \frac{\Gamma(2j+1)}{2^{2j}}$$

for m even (and a similar expression for m odd), and

$$(39) \quad z_{\beta=2}(\sigma) \xrightarrow{\sigma \rightarrow 0^+} \frac{\sigma^{m(m-1)}}{m!} \prod_{j=1}^m \frac{\Gamma(j+1)}{2^{j-1}}$$

$$(40) \quad z_{\beta=4}(\sigma) \xrightarrow{\sigma \rightarrow 0^+} \frac{\sigma^{2m(m-1)}}{m!} \prod_{j=1}^m \frac{\Gamma(2j+1)}{2^{2j+1}}.$$

Comparing with formula (11), the limit (38) shows in particular that $\zeta(\sigma)$ goes to zero as $\sim \sigma^{m^2/2}$ in the small σ limit, that is, small variance in the dataset.

2.4.2. $\sigma^2 \rightarrow \infty$ *limit*. Another possible limit is the $\sigma^2 \rightarrow \infty$ limit. We give the result taking first the large σ^2 limit and then approximating for large m . It is convenient to write $z_\beta(\sigma)$ as

$$(41) \quad z_\beta(\sigma) \approx \frac{\sigma^m}{\pi^{m/2} m!} \int_{\mathbb{R}^m} \prod_{i=1}^m d\tilde{r}_i \exp \left(-c_\beta \sigma^2 \sum_{i=1}^m \tilde{r}_i^2 + \sigma^2 \frac{\beta}{2} \sum_{i \neq j} |\tilde{r}_i - \tilde{r}_j| \right),$$

where we have changed variables $\tilde{r}_i = r_i/\sigma^2$ and approximated $\left[2 \sinh \left(\sigma^2 \frac{|x|}{2} \right) \right] \approx e^{\sigma^2 |x|/2}$ at large σ^2 . Making the ansatz that \tilde{r}_i grows as $\tilde{r}_i = m^\alpha s_i$ for some $\alpha > 0$ and s_i of order 1, we see that a saddle point exists in the large m limit if the two terms in the exponential in (41) are of the same order in m . The first term goes as $m^{1+2\alpha}$ and the second as $m^{2+\alpha}$, meaning that the large m limit requires $m^{1+2\alpha} = m^{2+\alpha}$, that is $\alpha = 1$. This implies that $\log z_\beta(\sigma) \propto \sigma^2 m^3$ at leading order at large σ^2 and large m .

We can also foresee the form of the sub-leading correction. Indeed, it will come from integrating over fluctuations around the saddle point. The entries of the Hessian matrix from (41) are $\sim c_\beta \sigma^2$, and performing the m Gaussian integrals and taking into account the coefficient we expect this sub-leading correction to be of order $\sim m \log \sigma^2$. Note, however, that (41) as it stands is not suitably written to study the saddle point equation. To get rid of the absolute value, we should restrict to the principal Weyl chamber in \mathbb{R}^m and look for a saddle point therein. We do not pursue this approach, and instead quote the result found in [47], where a rigorous approach to this limit has been undertaken, based on work by Baxter [48].⁵ One gets:

$$(42) \quad \log z_\beta(\sigma) \approx \frac{\beta}{24} \sigma^2 m(m^2 - 1) + \frac{\beta}{8} m \log \sigma^2.$$

2.4.3. Planar limit. Another useful limit is the scaled large m limit with $m \rightarrow \infty$ and $\sigma^2 \rightarrow 0$ keeping their product $m\sigma^2 \equiv t$ fixed. In this limit, the leading contribution to z_β comes from the saddle point configuration, and one finds

$$(43) \quad \log z_\beta(\sigma) \approx -\log(m!) - \frac{m}{2} \log(\pi\sigma^2) + \frac{\beta}{2} F_{\text{univ.}}(t),$$

where $F_{\text{univ.}}(t)$ is a β -independent quantity, explicitly found solving the saddle point equation. To obtain (43) we have used the normalization $c_\beta = \beta/2$, and the normalization (10) is recovered simply shifting $t \mapsto 2t$ in the $\beta = 4$ case.

Both $F_{\text{univ.}}(t)$ and the limiting eigenvalue density $\rho(r; t)$ are explicitly known: they have been computed almost twenty years ago in the context of Chern-Simons theory [51]. We refer to [51] or the review [52] for detailed analysis and formulas in this regime.

In [31] this scaled limit was studied and subdivided in three cases, according to the value of $m\sigma^2 \equiv t$ being finite, infinite or 0. In Section 4, we will discuss the relationship between the probability densities in [17–19] with diffusion processes and how they appear in the study of Brownian motion on Weyl chambers of Lie groups.

3. THE CASES OF REAL SYMMETRIC AND QUATERNION HERMITIAN MATRICES

According to the results in Subsection 2.4, we can extract the behaviour of $z_\beta(\sigma)$ in certain limits from the knowledge of $z_2(\sigma)$. Nevertheless, we can do more, and evaluate exactly $z_1(\sigma)$ and $z_4(\sigma)$ using standard tools in random matrix theory.

3.1. Skew-symmetric products and $\beta = 1$ partition function. We discuss $z_{\beta=1}(\sigma)$, which is directly related to $\zeta(\sigma)$ through (11). In contrast to the case $\beta = 2$, the partition functions $z_{\beta=1}(\sigma)$ and $z_{\beta=4}(\sigma)$ do not correspond to determinants, but rather to Pfaffians. It is convenient to discuss separately the two cases with m even or m odd, starting with the former. Before that, we define the skew-symmetric products [30]

$$(44) \quad \langle f, g \rangle_4 = \frac{1}{2} \int_0^\infty \frac{dx}{\sqrt{\pi\sigma^2}} e^{-(\log x)^2/\sigma^2} [f(x)g'(x) - f'(x)g(x)],$$

where $f' = \frac{df}{dx}$, and

$$(45) \quad \langle f, g \rangle_1 = \frac{1}{2} \int_0^\infty \frac{dx}{\sqrt{\pi\sigma^2}} e^{-(\log x)^2/2\sigma^2} f(x) \int_0^\infty \frac{dy}{\sqrt{\pi\sigma^2}} e^{-(\log y)^2/2\sigma^2} g(y) \text{sign}(x - y).$$

Note that the coefficient in the exponent of the weight function is c_β as defined in (10).

Computing the skew-symmetric products of any pair of monomials gives

$$(46) \quad \begin{aligned} \langle x^k, x^\ell \rangle_4 &= \frac{1}{2} \int_{-\infty}^{+\infty} \frac{dr}{\sqrt{\pi\sigma^2}} e^{-r^2/\sigma^2+r} \left[\ell e^{k+\ell-1} - k e^{k+\ell-1} \right] \\ &= e^{\frac{\sigma^2}{4}(k+\ell)^2} \frac{(\ell - k)}{2} \end{aligned}$$

⁵The extension of Baxter's result [48] to arbitrary β , as we need, is straightforward. The statistics of extreme eigenvalues in this regime has been recently studied in [49, 50].

and

$$\begin{aligned}
\langle x^k, x^\ell \rangle_1 &= \frac{1}{2} \int_{-\infty}^{+\infty} \frac{dr_1}{\sqrt{\pi\sigma^2}} e^{-r_1^2/2\sigma^2+r_1(k+1)} \left[\int_{-\infty}^{r_1} \frac{dr_2}{\sqrt{\pi\sigma^2}} e^{-r_2^2/2\sigma^2+r_2(\ell+1)} - \int_{r_1}^{+\infty} \frac{dr_2}{\sqrt{\pi\sigma^2}} e^{-r_2^2/2\sigma^2+r_2(\ell+1)} \right] \\
&= e^{\frac{\sigma^2}{2}(\ell+1)^2} \int_{-\infty}^{+\infty} \frac{dr_1}{\sqrt{2\pi\sigma^2}} e^{-r_1^2/2\sigma^2+r_1(k+1)} \operatorname{erf} \left(\frac{r_1}{\sqrt{2\sigma^2}} + \sqrt{\frac{\sigma^2}{2}}(\ell+1) \right) \\
(47) \quad &= e^{\frac{\sigma^2}{2}[(k+1)^2+(\ell+1)^2]} \operatorname{erf} \left(\frac{\sigma}{2}(\ell-k) \right),
\end{aligned}$$

where we have used the change of variables $x = e^r$. In (47), $\operatorname{erf}(x)$ is the error function, and in the last line we have used the integration formula for $\operatorname{erf}(x)$ with a Gaussian weight. The error function is odd, $\operatorname{erf}(-x) = -\operatorname{erf}(x)$, whence both products are manifestly skew-symmetric.

Assuming m even, we use the de Bruijn identity [53] to write

$$(48) \quad z_{\beta=1}(\sigma)|_{m \text{ even}} = e^{-\frac{\sigma^2}{8}m(m+1)^2} \operatorname{Pf}_{1 \leq i, j \leq m} [2\langle x^{i-1}, x^{j-1} \rangle_1]$$

with the skew-symmetric product $\langle x^{i-1}, x^{j-1} \rangle_1$ given in (47). For m odd, instead, the de Bruijn identity [53] leads us to the Pfaffian of a $(m+1) \times (m+1)$ skew-symmetric matrix:

$$(49) \quad z_{\beta=1}(\sigma)|_{m \text{ odd}} = e^{-\frac{\sigma^2}{8}m(m+1)^2} \operatorname{Pf}_{1 \leq i, j \leq m+1} \begin{bmatrix} [2\langle x^{i-1}, x^{j-1} \rangle_1]_{i, j \leq m} & [2(1, x^{i-1})_2]_{i \leq m} \\ [-2(1, x^{j-1})_2]_{j \leq m} & 0 \end{bmatrix}.$$

In both cases, we could expand the Pfaffian and obtain $z_{\beta=1}(\sigma)$, and hence $\zeta(\sigma)$, as a finite sum of terms, explicitly known from (47). The advantage of this approach is that the Pfaffians can be obtained explicitly for fixed m with the aid of a computer algebra. We provide numerical results at various m and σ^2 in Tables 2 and 3, computed in MATHEMATICA using the algorithm of [54].

$m \mid \sigma^2$	0.1	0.2	0.3	0.4	0.5	0.6	0.7	0.8	0.9	1.0	1.1	1.2
2	-0.680	0.376	1.001	1.449	1.801	2.092	2.340	2.557	2.751	2.926	3.086	3.234
3	-2.776	-0.033	1.561	2.685	3.553	4.260	4.855	5.370	5.824	6.230	6.597	6.933
4	-2.173	1.446	3.628	5.223	6.495	7.566	8.497	9.328	10.080	10.773	11.416	12.020
5	-6.142	0.537	4.492	7.339	9.583	11.449	13.057	14.478	15.758	16.930	18.014	19.028
6	-4.374	3.418	8.200	11.755	14.641	17.108	19.287	21.259	23.073	24.765	26.359	27.874
7	-9.899	2.342	9.725	15.138	19.485	23.169	26.403	29.315	31.987	34.473	36.813	39.035
8	-7.182	6.511	15.056	21.513	26.837	31.456	35.596	39.390	42.927	46.264	49.444	52.496
9	-14.007	5.538	17.541	26.502	33.829	40.142	45.779	50.935	55.734	60.261	64.575	68.720
10	-10.489	10.945	24.546	34.983	43.719	51.401	58.374	64.842	70.936	76.742	82.323	87.725
11	-18.406	10.309	28.260	41.895	53.230	63.156	72.146	80.477	88.324	95.805	103.003	109.975
12	-14.188	16.951	37.033	52.678	65.954	77.778	88.632	98.803	108.472	117.760	126.751	135.506
$m \mid \sigma^2$	1.3	1.4	1.5	1.6	1.7	1.8	1.9	2.0	2.1	2.2	2.3	2.4
2	3.372	3.500	3.621	3.735	3.844	3.947	4.046	4.141	4.232	4.319	4.404	4.486
3	7.243	7.530	7.799	8.051	8.290	8.516	8.731	8.936	9.133	9.322	9.504	9.680
4	12.590	13.131	13.649	14.145	14.624	15.086	15.534	15.969	16.393	16.807	17.211	17.607
5	19.984	20.891	21.757	22.588	23.388	24.162	24.914	25.645	26.358	27.055	27.738	28.409
6	29.323	30.716	32.062	33.368	34.638	35.879	37.093	38.283	39.452	40.602	41.735	42.854
7	41.161	43.207	45.186	47.108	48.981	50.813	52.608	54.371	56.107	57.817	59.505	61.173
8	55.443	58.303	61.090	63.815	66.486	69.110	71.694	74.242	76.759	79.248	81.713	84.154
9	72.726	76.619	80.417	84.135	87.785	91.377	94.918	98.4151	101.874	105.298	108.692	112.059
10	92.979	98.112	103.144	108.090	112.964	117.774	122.529	127.237	131.902	136.530	141.126	145.691
11	116.766	123.408	129.927	136.343	142.671	148.924	155.111	161.243	167.325	173.364	179.364	185.329
12	144.071	152.479	160.758	168.927	177.002	184.999	192.926	200.793	208.607	216.374	224.101	231.790

TABLE 2. $\log \zeta(\sigma)$ for m from 2 to 12 and σ^2 from = 0.1 to 2.4. Evaluation time 0.207s (whole table) on macbook.

m	2	4	6	8	10	12	14	16	18	20
$-\log z_1$	4.150	13.822	29.007	49.694	71.487	93.286	113.424	135.129	156.057	175.890
m	22	24	26	28	30	32	34	36	38	40
$-\log z_1$	199.322	219.185	244.263	267.156	295.836	319.471	349.711	378.587	410.486	444.106

TABLE 3. $-\log z_{\beta=1}$ for even m from 2 to 40 and fixed $\sigma^2 = 0.01$. Evaluation time 0.133s (whole table) on macbook.

From $z_{\beta=1}(\sigma)$ we immediately obtain $\zeta(\sigma)$, which we show in Figure 5 as a function of σ^2 for various m , and in Figure 6 as a function of m for various fixed values of σ^2 . We also show the agreement of $\log z_{\beta=1}$ with the theoretical predictions of Subsection 2.4 for small σ and large σ in Figure 7.

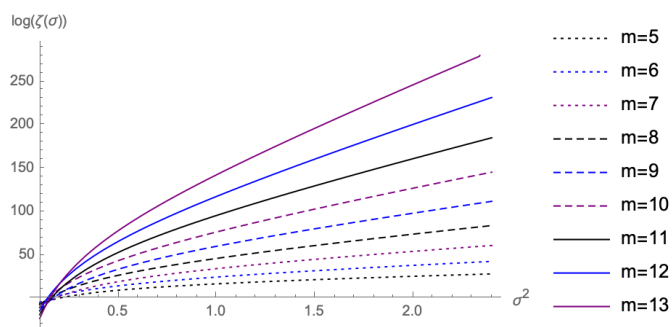


FIGURE 5. $\log \zeta(\sigma)$ as a function of σ^2 for various fixed values of m .

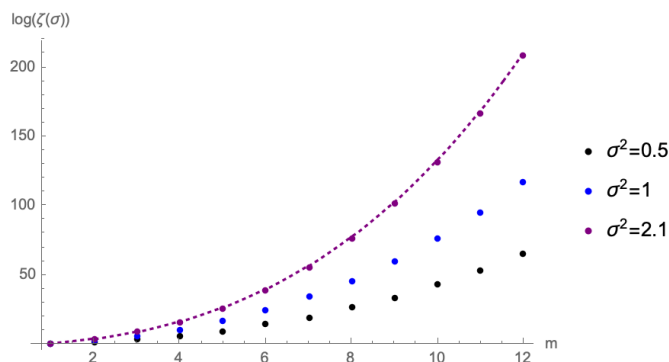


FIGURE 6. $\log \zeta(\sigma)$ as a function of m for $\sigma^2 = 0.5, 1, 2.1$. The dashed line shows the theoretical prediction in the large σ regime at $\sigma = 2.1$.

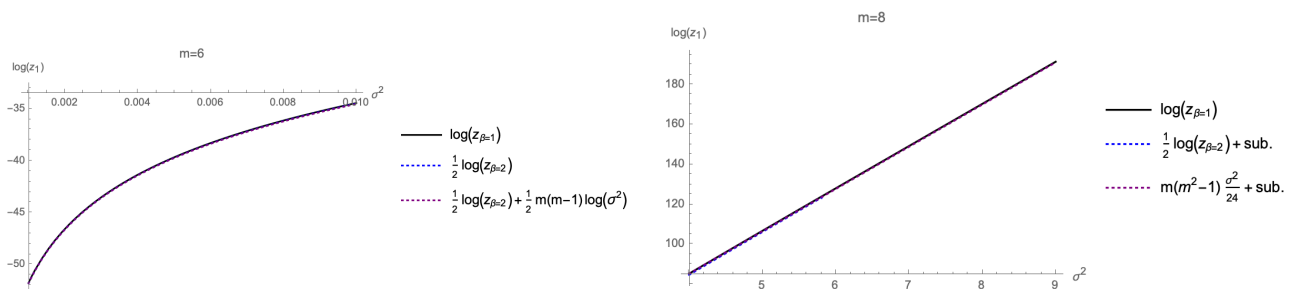


FIGURE 7. Left: $\log z_{\beta=1}$ in the small σ regime, $m = 6$. Right: $\log z_{\beta=1}$ in the large σ regime, $m = 8$. “sub.” stands for the sub-leading corrections obtained in (42).

While the Pfaffian representation of $z_{\beta=1}$ is very useful for computational purposes, the simple example $m = 2$ can be easily solved by direct integration:

$$\begin{aligned}
z_{\beta=1}(\sigma)|_{m=2} &= \frac{1}{2!} \int_{-\infty}^{\infty} \frac{dr_1}{\sqrt{\pi\sigma^2}} e^{-\frac{r_1^2}{2\sigma^2}} \int_{-\infty}^{\infty} \frac{dr_2}{\sqrt{\pi\sigma^2}} e^{-\frac{r_2^2}{2\sigma^2}} 2 \sinh\left(\frac{|r_1 - r_2|}{2}\right) \\
&= \frac{1}{2} \int_{-\infty}^{\infty} \frac{dr_1}{\sqrt{\pi\sigma^2}} e^{-\frac{r_1^2}{2\sigma^2}} \int_{-\infty}^{\infty} \frac{dr_2}{\sqrt{\pi\sigma^2}} e^{-\frac{r_2^2}{2\sigma^2}} \operatorname{sgn}(r_1 - r_2) \left[e^{\frac{r_1 - r_2}{2}} - e^{-\frac{r_1 - r_2}{2}} \right] \\
(50) \quad &= e^{\frac{\sigma^2}{8}} \int_{-\infty}^{\infty} \frac{dr_1}{\sqrt{2\pi\sigma^2}} e^{-\frac{r_1^2}{2\sigma^2}} \left[e^{\frac{r_1}{2}} \operatorname{erf}\left(\frac{r_1 + \sigma^2/2}{\sqrt{2\sigma^2}}\right) - e^{-\frac{r_1}{2}} \operatorname{erf}\left(\frac{r_1 - \sigma^2/2}{\sqrt{2\sigma^2}}\right) \right].
\end{aligned}$$

We now observe that the integral of an error function with a Gaussian weight is again an error function and, after simplifications, we obtain

$$(51) \quad z_{\beta=1}(\sigma)|_{m=2} = 2e^{\frac{\sigma^2}{4}} \operatorname{erf}\left(\frac{|\sigma|}{2}\right).$$

This is a check of the result (48) for the smallest value of m . For higher values of m a direct computation becomes more involved. However, from the Pfaffian representation, we infer that the result is always a finite sum of products of error functions, weighted by integer powers of $e^{\sigma^2/4}$. So, for example, de Bruijn's identity immediately gives

$$(52) \quad z_{\beta=1}(\sigma)|_{m=3} = 4 \left[e^{-\frac{5}{4}\sigma^2} (1 + e^{2\sigma^2}) \operatorname{erf}\left(\frac{|\sigma|}{2}\right) - \operatorname{erf}(|\sigma|) \right],$$

$$(53) \quad z_{\beta=1}(\sigma)|_{m=4} = 4e^{\frac{5}{2}\sigma^2} \left[\operatorname{erf}\left(\frac{|\sigma|}{2}\right)^2 - \operatorname{erf}(|\sigma|)^2 + \operatorname{erf}\left(\frac{|\sigma|}{2}\right) \operatorname{erf}\left(\frac{3|\sigma|}{2}\right) \right].$$

A similar type of expression, involving a sum of error functions, is obtained for the Gaussian distribution on the Poincaré ball [23]. In that case, the Vandermonde term $\sinh(|r_i - r_j|/2)$ is replaced by the simpler term $\sinh(|r|/2)$.

It would be interesting if the quick numerical evaluation of the normalization constant we obtained, based on Pfaffians, can be of further exploited, given the relevance of the distribution to the engineering of algorithms for machine learning and detection of structured collections of data on graphs [25], as well as in the study of auto-encoders [23, 24], just to name a few applications, in addition to the ones discussed in [17, 19, 18, 20].

3.2. Eigenvalue density, $\beta = 1$. The eigenvalue density at $\beta = 2$ has been obtained relying on the explicit knowledge of the Stieltjes-Wigert polynomials. For a closed expression of $\rho_{\beta=1}$, we would need the corresponding skew-orthogonal polynomials [26, 30], which however are not known. To gain insight, let us first study the simplest case $m = 2$. Then the eigenvalue density is obtained by direct integration, and the computations are identical to the ones at the end previous Subsection. We find:

$$\begin{aligned}
\rho_{\beta=1}(r; \sigma)|_{m=2} &= \frac{1}{z_{\beta=1}(\sigma)|_{m=2}} \int_{-\infty}^{\infty} \frac{dr_2}{\pi\sigma^2} e^{-\frac{(r^2+r_2^2)}{2\sigma^2}} 2 \sinh\left(\frac{|r - r_2|}{2}\right) \\
(54) \quad &= \frac{e^{-\frac{\sigma^2}{8}}}{\operatorname{erf}(|\sigma|/2)} \cdot \frac{e^{-\frac{r^2}{2\sigma^2}}}{\sqrt{2\pi\sigma^2}} \left[e^{\frac{r}{2}} \operatorname{erf}\left(\frac{r + \sigma^2/2}{\sqrt{2\sigma^2}}\right) - e^{-\frac{r}{2}} \operatorname{erf}\left(\frac{r - \sigma^2/2}{\sqrt{2\sigma^2}}\right) \right].
\end{aligned}$$

This formula already shows the salient features of the $\beta = 1$ eigenvalue density: it is a sum of products of Gaussians (centered at different, shifted points) multiplied by error functions.

Although without the skew-orthogonal polynomials in closed form, the eigenvalue density can still be calculated for any fixed m . For this, we need to introduce some notation. Let $\tilde{p}_n(x)$ be the monic skew-orthogonal polynomials of the Stieltjes-Wigert family, that is, they satisfy

$$(55) \quad \langle \tilde{p}_{2k}, \tilde{p}_{2\ell+1} \rangle_1 = \tilde{h}_k \delta_{k\ell}, \quad \langle \tilde{p}_{2k}, \tilde{p}_{2\ell} \rangle_1 = 0 = \langle \tilde{p}_{2k+1}, \tilde{p}_{2\ell+1} \rangle_1$$

with the skew-symmetric product $\langle \cdot, \cdot \rangle_1$ defined in (45). These polynomials have an explicit Pfaffian representation [55, 56]. To reduce clutter, let us denote throughout this Subsection

$$(56) \quad \mathbf{z}_1^{(m)} = e^{\frac{\sigma^2}{8}m(m+1)^2} z_{\beta=1}(\sigma)|_m.$$

That is, $\mathbf{z}_1^{(m)}$ is just the partition function at $\beta = 1$ for a given value of m , with the overall factor coming from the definition (14) stripped off to avoid cumbersome coefficients.

The constants \tilde{h}_k in (55) can then be expressed as $\tilde{h}_k = \frac{\mathbf{z}_1^{(2k+2)}}{\mathbf{z}_1^{(2k)}}$. Moreover we have

$$(57) \quad \tilde{p}_{2\ell}(x) = \frac{1}{\mathbf{z}_1^{(2\ell)}} \text{Pf}_{1 \leq i, j \leq 2\ell+2} \begin{bmatrix} [2\langle x^{i-1}, x^{j-1} \rangle_1]_{i, j \leq 2\ell+1} & (x^{i-1})_{i \leq 2\ell+1} \\ (-x^{j-1})_{j \leq 2\ell+1} & 0 \end{bmatrix}$$

for even degree $n = 2\ell$, and

$$(58) \quad \tilde{p}_{2\ell+1}(x) = \frac{1}{\mathbf{z}_1^{(2\ell+1)}} \text{Pf}_{1 \leq i, j \leq 2n+4} [\mathcal{M}(x)],$$

for odd degree $n = 2\ell + 1$. In the latter expression we have introduced the skew-symmetric matrix [56]

$$(59) \quad \mathcal{M}(x) = \begin{pmatrix} 0 & 2\langle 1, 1 \rangle_2 & 2\langle 1, x \rangle_2 & 2\langle 1, x^2 \rangle_2 & \cdots & 2\langle 1, x^{2\ell+1} \rangle_2 & 0 \\ -2\langle 1, 1 \rangle_2 & 0 & 2\langle 1, x \rangle_1 & 2\langle 1, x^2 \rangle_1 & \cdots & 1 & \\ -2\langle 1, x \rangle_2 & -2\langle 1, x \rangle_1 & 0 & 2\langle x, x^2 \rangle_1 & \cdots & x & \\ -2\langle 1, x^2 \rangle_2 & -2\langle 1, x^2 \rangle_1 & -2\langle x, x^2 \rangle_1 & 0 & \cdots & x^2 & \\ \vdots & \ddots & \ddots & \ddots & \cdots & \vdots & \\ -2\langle 1, x^{2\ell+1} \rangle_2 & -2\langle 1, x^{2\ell+1} \rangle_1 & -2\langle x, x^{2\ell+1} \rangle_1 & -2\langle x^2, x^{2\ell+1} \rangle_1 & \cdots & x^{2\ell+1} & \\ 0 & -1 & -x & -x^2 & \cdots & 0 & \end{pmatrix}.$$

We also need the functions

$$(60) \quad \tilde{\phi}_n(x) = \frac{1}{2} \int_0^\infty \frac{dy}{\sqrt{\pi\sigma^2}} e^{-(\log y)^2/2\sigma^2} \tilde{p}_n(y) \text{sgn}(x - y).$$

Explicit expressions of the first few skew orthogonal polynomials and of the corresponding $\tilde{\phi}_n(x)$ functions are given in Appendix A.

Putting these definitions at work, we can obtain $\rho_{\beta=1}(x)$ as a particular case of [27, Proposition 6.3.3, Page 254]. We focus on the case of even m for simplicity, but a similar expression exists for odd m . We get

$$(61) \quad \rho_1(x) = \frac{e^{-\frac{(\log x)^2}{2\sigma^2}}}{\sqrt{\pi\sigma^2}} \sum_{k=0}^{m/2-1} \frac{1}{\tilde{h}_k} \left[\tilde{\phi}_{2k}(x) \tilde{p}_{2k+1}(x) - \tilde{\phi}_{2k+1}(x) \tilde{p}_{2k}(x) \right].$$

This expression allows to characterize the eigenvalue density $\rho_{\beta=1}(r; \sigma)$, undoing the change of variables $x = e^{r - \frac{\sigma^2}{2}(m+1)}$. Each $\tilde{p}_n(x)$ is a polynomial of degree n in the variable x (and hence in e^r), with coefficients ratios of sums in which each term is of the form $e^{\sigma^2 a/4} \text{erf}(|\sigma|b/2)$ with a and b integers. In turn, if we write schematically

$$(62) \quad \tilde{p}_n(x) = \sum_{k=1}^n \alpha_{n;k} x^k$$

with $\alpha_{n;n} = 1$ by definition, we find

$$(63) \quad \tilde{\phi}_n(e^u) = \frac{1}{\sqrt{2}} \sum_{k=0}^n \alpha_{n;k} e^{\sigma^2 \frac{(k+1)^2}{2}} \text{erf} \left(\frac{u - k\sigma^2}{\sqrt{2\sigma^2}} \right).$$

Writing (61) in terms of the exponential variable r instead of x , and putting all together after some rewriting, we arrive at

$$(64) \quad \rho_{\beta=1}(r; \sigma) = \frac{e^{-\frac{\sigma^2}{8}(m+5)^2}}{\sqrt{2\pi\sigma^2}} \cdot e^{-\frac{r^2}{2\sigma^2} + \frac{r}{2}(m+3)} \cdot \sum_{\ell=0}^{m/2-1} \frac{\mathbf{z}_1^{(2\ell)}}{\mathbf{z}_1^{(2\ell+2)}} \\ \times \sum_{j=0}^{2\ell} \sum_{k=0}^{2\ell+1} \left[\alpha_{2\ell;j} \alpha_{2\ell+1;k} e^{kr + \frac{\sigma^2}{2}((j+1)^2 - (m+1)k)} \operatorname{erf}\left(\frac{r - (j + m/2)\sigma^2}{\sqrt{2\sigma^2}}\right) \right. \\ \left. - \alpha_{2\ell;k} \alpha_{2\ell+1;j} e^{jr + \frac{\sigma^2}{2}((k+1)^2 - (m+1)j)} \operatorname{erf}\left(\frac{r - (k + m/2)\sigma^2}{\sqrt{2\sigma^2}}\right) \right].$$

In the latter expression the coefficients $\alpha_{n;k}$ are read off from the skew-orthogonal polynomials $\tilde{p}_n(x)$. Since the formulas for both the polynomials and the normalizations $\mathbf{z}_1^{(n)}$ are known, the challenge to obtain the density $\rho_{\beta=1}(r; \sigma)$ is reduced to the task of evaluating Pfaffians. Moreover, once $\{\tilde{p}_n(e^u), \tilde{\phi}_n(e^u)\}_{n=0, \dots, m-1}$ are found, it is possible to go beyond the eigenvalue density and compute any marginal distribution of the eigenvalues [26, Chapter 6], [27, Chapter 6].

We conclude that $\rho_{\beta=1}(r; \sigma)$ is a sum of terms that depend on r through the product of a Gaussian and an error function in r . Comparing the results at $\beta = 2$ and $\beta = 1$, we see that each Gaussian term in $\rho_{\beta=2}(r; \sigma)$ is corrected by an error function in the $\beta = 1$ case. The same happens with the coefficients: the dependence $\sim e^{\sigma^2 a/2}$ in the $\beta = 2$ case is replaced by $\sim e^{\sigma^2 a/2} \operatorname{erf}(|\sigma|b/2)$ at $\beta = 1$.

3.3. $\beta = 4$ partition function. We can apply the tools of Subsection 3.1 to study the partition function $z_{\beta=4}(\sigma)$ as well. This computes the normalization constant of the density considered in [57]. In this case, we must use a different de Bruijn identity [53], which allows us to write

$$(65) \quad z_{\beta=4}(\sigma) = e^{\sigma^2 m(m-\frac{1}{2})^2} \operatorname{Pf}_{1 \leq i, j \leq 2m} [2\langle x^{i-1}, x^{j-1} \rangle_4],$$

in terms of a Pfaffian with entries the skew-symmetric products given in (46). Note that the Pfaffian is that of a $2m \times 2m$ skew-symmetric matrix. We plot the result as a function of σ^2 in Figure 8, and as a function of m for various fixed values of σ^2 is Figure 9.

Moreover, we evaluate numerically $\log z_{\beta=4}(\sigma)$ in Tables 4 and 5.

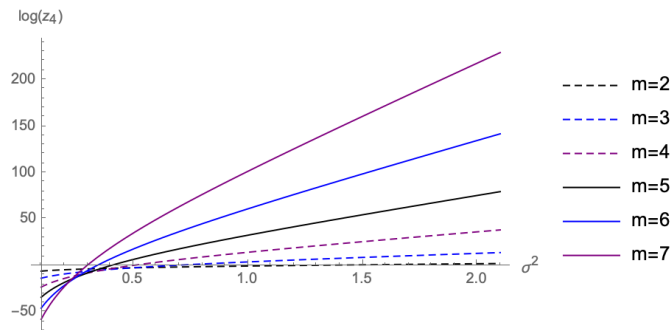


FIGURE 8. $\log z_{\beta=4}(\sigma)$ as a function of σ^2 for various fixed values of m .

The determination of the density $\rho_{\beta=4}(r; \sigma)$ for arbitrary m would entail constructing skew-orthogonal polynomials with respect to the skew-symmetric product $\langle \cdot, \cdot \rangle_4$, in analogy with the $\beta = 1$ case. However,

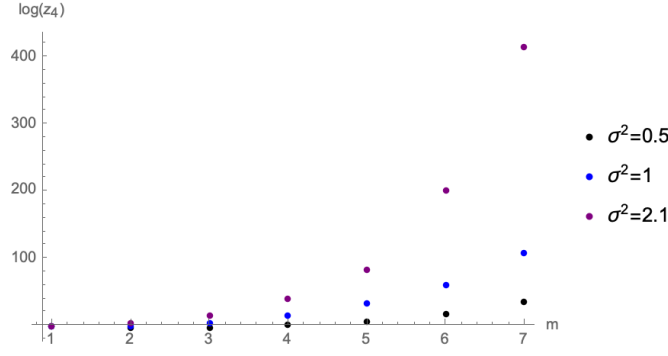


FIGURE 9. $\log z_{\beta=4}(\sigma)$ as a function of m for $\sigma^2 = 0.5, 1, 2.1$.

$m \mid \sigma^2$	0.1	0.2	0.3	0.4	0.5	0.6	0.7	0.8	0.9	1.0	1.1	1.2
2	-5.460	-4.008	-3.115	-2.454	-1.917	-1.460	-1.057	-0.693	-0.359	-0.04683	0.247	0.526
3	-12.993	-8.527	-5.737	-3.633	-1.902	-0.403	0.940	2.171	3.318	4.402	5.435	6.430
4	-22.443	-13.291	-7.477	-3.021	0.703	3.976	6.947	9.706	12.308	14.793	17.187	19.511
5	-33.163	-17.533	-7.439	0.4189	7.083	13.019	18.475	23.596	28.476	33.176	37.740	42.199
6	-44.620	-20.597	-4.830	7.629	18.342	28.002	36.977	45.480	53.649	61.572	69.319	76.931
7	-56.352	-21.896	1.082	19.502	35.542	50.166	63.881	76.859	91.584	110.199	132.388	152.264

$m \mid \sigma^2$	1.3	1.4	1.5	1.6	1.7	1.8	1.9	2.0	2.1	2.2	2.4	2.4
2	0.794	1.051	1.301	1.543	1.780	2.011	2.239	2.462	2.683	2.901	3.116	3.330
3	7.392	8.329	9.244	10.142	11.026	11.897	12.758	13.610	14.455	15.293	16.126	16.955
4	21.779	24.002	26.189	28.346	30.478	32.591	34.686	36.767	38.837	40.896	42.947	44.991
5	46.576	50.887	55.146	59.365	63.550	67.705	71.846	76.049	80.407	83.995	94.476	99.749
6	83.662	94.386	108.756	120.963	137.087	154.410	165.131	180.287	171.118	179.404	230.606	211.766
7	163.070	198.697	214.792	202.635	288.985	277.438	344.463	373.588	361.125	359.058	413.542	408.297

TABLE 4. $\log z_{\beta=4}(\sigma)$ for m from 2 to 7 and σ^2 from 0.1 to 2.4. Evaluation time 0.109s (whole table) on macbook.

m	1	2	3	4	5	6	7	8	9	10
$-\log z_4$	0.693	8.789	23.061	42.750	67.319	92.443	117.980	141.695	167.451	191.576

m	11	12	13	14	15	16	17	18	19	20
$-\log z_4$	211.572	235.962	256.665	275.833	293.453	308.834	321.895	334.330	343.452	356.662

TABLE 5. $-\log z_{\beta=4}(\sigma)$ for m from 1 to 20 and fixed $\sigma^2 = 0.02$. Evaluation time 0.110s (whole table) on macbook.

for the case $m = 2$, it can be easily obtained from direct integration:

$$\begin{aligned}
\rho_{\beta=4}(r; \sigma)|_{m=2} &= \frac{1}{z_4(\sigma)|_{m=2}} \int_{-\infty}^{\infty} \frac{dr_2}{\pi\sigma^2} e^{-\frac{c_4(r^2+r_2^2)}{\sigma^2}} \left[2 \sinh\left(\frac{r-r_2}{2}\right) \right]^4 \\
&= \frac{1}{z_4(\sigma)|_{m=2}} \cdot \frac{e^{-\frac{c_4 r^2}{\sigma^2}}}{\sqrt{\pi\sigma^2}} \int_{-\infty}^{\infty} \frac{dr_2}{\sqrt{\pi\sigma^2}} e^{-\frac{c_4 r_2^2}{\sigma^2}} [6 - 4(e^{r-r_2} + e^{-r+r_2}) + (e^{2r-2r_2} + e^{-2r+2r_2})] \\
(66) \quad &= \frac{2}{z_4(\sigma)|_{m=2}} \cdot \frac{e^{-\frac{c_4 r^2}{\sigma^2}}}{\sqrt{c_4\pi\sigma^2}} \left[e^{\sigma^2/c_4} \cosh(2r) - 4e^{\sigma^4/(4c_4)} \cosh(r) + 3 \right].
\end{aligned}$$

We recall from (10) that in our conventions $c_{\beta=4} = 1$, but we have kept it explicitly here. The normalization $z_{\beta=4}(\sigma)$ at $m = 2$ can be determined likewise, and we find

$$(67) \quad z_{\beta=4}(\sigma)|_{m=2} = \frac{e^{2\sigma^2}}{2} - 2e^{\sigma^2/2} + 3.$$

4. DIFFUSION AND KERNEL INTERPRETATION

The first instance where the probability density (1) appeared in physics is seemingly in the problem of vicious walkers in statistical physics [58]. The formulation of the vicious random walker problem on a lattice, according to the so-called lock step model, consists in considering m random walkers, each an even number of lattice spacings apart, on a one-dimensional lattice. Then, at regular time intervals, each walker must take either a step one lattice site to the left or a step one lattice site to the right, with equal probability $1/2$. Coincidence of two walkers at the same site and time results in the annihilation of both walkers and hence the process ends (whence the name vicious).

In the diffusive limit, this model describes a set of non-intersecting Brownian motions and one obtains the Gaussian Riemannian density (1) and also the ones corresponding to other symmetric spaces, as we shall see, by consideration of the classical, determinantal formalism of non-intersecting random walkers and non-intersecting Brownian motion, initiated by Karlin and McGregor in the seminal work [59] (see more recent work and textbooks [60–62] for a clear description, including a modern explanation of Dyson’s Brownian motion [63]).

Given the relevance of diffusion processes in the statistical analysis of data [64, 65], it is worth to dwell further into the diffusive origins and interpretations of the probability densities discussed above.

In [58], the probability density that all walkers survive at time t is obtained, giving an expression in terms of the positions (x_1, \dots, x_m) of the form

$$(68) \quad c_t(x) = \frac{1}{(2\pi t)^{m/2}} \exp\left(\frac{-|x|^2}{2t}\right) \prod_{1 \leq i < j \leq m} [\exp(x_j/t) - \exp(x_i/t)],$$

which, again using r.h.s of (12), is the probability density function of (9), up to a shift of variables. Therefore, this density is the solution of a diffusion process and the density satisfies a heat equation [31].

Interestingly, the problem of m vicious walkers on a one-dimensional lattice has an equivalent description in terms of Brownian motion on the Weyl chamber of a Lie group [60, 66]. All the densities discussed in this work emerge in a natural way in such a context. To see this, we quote a basic theorem [60] which states that if c_t is the density function for a continuous stochastic process, then for absorbing boundary conditions, it holds

$$(69) \quad b_t(x, \eta) = \sum_{w \in W} \text{sgn}(w) c_t(w(x) - \eta).$$

In this formula, $\eta = (\eta_1, \dots, \eta_m)$ is the vector of initial positions of the m particles, $b_t(x, \eta)$ is the probability density for the particles to be at x given the initial positions η , and the sum is over elements w of the Weyl group W .

These expressions are all determinantal and this theorem applies to standard Brownian motion, in the Weyl chambers of A_{m-1} , B_m (and thus C_m), and D_m , with absorbing or reflecting boundary conditions. The measure for unconstrained standard Brownian motion is $c_t(x) = \prod_{i=1}^m N_t(x_i)$, where N_t is the normal distribution function with mean 0 and variance t .

Consider the root system A_{m-1} , with associated Weyl group the symmetric group S_m . The principal Weyl chamber is characterized by $x_1 > x_2 > \dots > x_m$. This models the Brownian motion of m independent particles in one dimension. With absorbing boundary conditions, collisions are forbidden and the sum can be written as a determinant, which gives

$$(70) \quad b_t(x, \eta) = \det_{1 \leq i, j \leq m} [N_t(x_i - \eta_j)].$$

This determinant gives the probability for n particles that start at positions (η_1, \dots, η_m) and are in independent Brownian motion to be at positions (x_1, \dots, x_m) at time t without having collided.

The expression (70) can be written as

$$(71) \quad b_t(x, \eta) = \frac{1}{(2\pi t)^{m/2}} \exp\left(\frac{-|x|^2 - |\eta|^2}{2t}\right) \det_{1 \leq i, j \leq m} \left[\exp\left(\frac{x_i \eta_j}{t}\right) \right].$$

The η_j are all integers and, if in addition we choose $\eta_j = m - j$, the determinant on the right-hand side is the Vandermonde determinant in the variables $e^{x_i/t}$, equal to

$$(72) \quad \prod_{1 \leq i < j \leq m} \left(e^{x_j/t} - e^{x_i/t} \right).$$

Therefore, we have that, for this equal spacing condition on η_j :

$$(73) \quad b_t(x, \eta) = \exp\left(\frac{-|\eta|^2}{2t}\right) c_t(x) = \exp\left(\frac{-(m-1)(2m-1)/6}{2t}\right) c_t(x),$$

where $c_t(x)$ is (68). Therefore, because of (12), the density is that of a Gaussian distribution on the Riemannian space of real symmetric matrices introduced in [18, 17, 57], and studied here in Section 3.

The corresponding Gaussian density for the space of Hermitian matrices appears from the above when studying the probability of reunion, using for example the extensivity property of probabilities [66, Eq. (14)], which in turn is related to the reproducing property of the (determinantal) kernel (71).

For a more general setting involving any non-negative integers η_j , the determinant above is the product of this Vandermonde determinant and the Schur function [27]

$$(74) \quad s_{\eta_1 - m + 1, \eta_2 - m + 2, \dots, \eta_m} \left(e^{x_1/t}, \dots, e^{x_m/t} \right),$$

giving a more general probability density than the ones discussed here, but relevant (and computable), in other contexts [66–68, 42]. See also [69] to see how the Stieltjes-Wigert ensemble emerges directly from the Karlin-McGregor formula when considering Brownian bridges.

For root system B_m , the corresponding Weyl group is the hyperoctahedral group, which includes permutations with any number of sign changes. Its Weyl chamber is $x_1 > x_2 > \dots > x_m > 0$. This also models m independent particles in one dimension, with an additional wall at $x = 0$ [60]. In the Brownian motion setting at hand, the formalism gives

$$(75) \quad b_t(x, \eta) = \frac{1}{(2\pi t)^{m/2}} \exp\left(\frac{-|x|^2 - |\eta|^2}{2t}\right) \det_{1 \leq i, j \leq m} \left[\exp\left(\frac{x_i \eta_j}{t}\right) - \exp\left(\frac{-x_i \eta_j}{t}\right) \right].$$

This determinant gives the measure for m particles which start at (η_1, \dots, η_m) to be at (x_1, \dots, x_m) at time t , neither having collided nor having touched $x = 0$. Choosing again $\eta_j = m - j$, the determinant in (75) can be written in a Vandermonde form [60]. Doing so and with some rewriting, that part gives

$$(76) \quad \prod_{1 \leq i < j \leq m} 4 \sinh\left(\frac{|\lambda_i - \lambda_j|}{2}\right) \sinh\left(\frac{|\lambda_i + \lambda_j|}{2}\right) \prod_{i=1}^m 2 \sinh\left(\left|\frac{\lambda_i}{2}\right|\right).$$

This expression is associated with the Jacobian for matrix integration on $\mathfrak{o}(2m+1)$.

These non-intersecting Brownian motions are interwoven with many other areas. One of this relationships is the connection with the Harish-Chandra-Itzykson-Zuber integral [70, 71, 61]. For $\mathfrak{o}(m)$ and $\mathfrak{sp}(2m)$, this has been further developed in [72] where, in addition, it is proven that the density $b_t(x, \eta)$ satisfies a diffusion equation.

Likewise, for D_m , with Weyl group the even hyperoctahedral group, which includes permutations with an even number of sign changes, the principal Weyl chamber is $x_1 > x_2 > \dots > x_m$, with $x_{m-1} > -x_m$. This does not give a natural model for m particles in one dimension, but one can still find a determinantal expression leading to the $\mathfrak{so}(2m)$ case studied in Appendix B, see Eq. (80), and also appeared in statistical work in [19] (but not analyzed analytically there). In Appendix B we study that case and the one corresponding to $\mathfrak{sp}(2m)$, Eq. (93), which is closely related to the odd orthogonal case quoted above (see also [72]).

It is worth mentioning that $b_t(x, \eta)$ is itself a reproducing kernel, as can be quickly checked (again, see for example [66, Eq. (14)]), even though this fundamental property does not seem to have been exploited, in spite of the broad literature on the subject.

It would be interesting if this fact could be used in a statistical context, either in conjunction with the results described and cited or on its own, given the very well established relevance of reproducing kernels in traditional statistical analysis [73] and, at the same time, the remarkable and deep relevance of diffusion, in the statistical analysis of data, at many different levels [64, 65].

It should be stressed that this is a different reproducing kernel from the one that immediately emerges by identifying the probability density in terms of a random matrix ensemble (14). Random matrix theory [26] associates to (14) a reproducing kernel of the form:

$$(77) \quad K_m(x, y) = \sqrt{w(x)w(y)} \sum_{k=0}^{m-1} p_k(x) p_k(y).$$

where $w(x)$ is the Stieltjes-Wigert weight and $p_k(x)$ are the Stieltjes-Wigert polynomials, introduced in Section 2.2. This is a delta sequence type of kernel [73]. Since the polynomials are q -deformations of Hermite polynomials, the kernel is a one-parameter deformation of a Hermite kernel, used in probability density estimations [74, 73]. From it, in principle any marginal of the probability density can be obtained. The result in Section 2.3 is an example of this, corresponding to the diagonal limit of the kernel. See [75] for explicit evaluations, and [76] for recent developments along these lines.

An interesting open problem is to construct the skew-orthogonal polynomials associated to the Stieltjes-Wigert (log-normal) weight function. This would put on equal footing the analytical results for the real-symmetric and quaternionic models with the full solution of the case of Hermitian matrices. That would be a new result from the random matrix theory point of view as well, since only classical orthogonal polynomials [30, 55] and, more recently, semi-classical polynomials [77] have been studied, whereas skew-polynomials in the q -deformed setting, to which the Stieltjes-Wigert polynomials belong, remain unstudied.

Acknowledgments. We thank Professors Peter Forrester and Gregory Schehr for correspondence. The work is partially supported by FCT Project PTDC/MAT-PUR/30234/2017. The work of LS is supported by the FCT through the doctoral grant SFRH/BD/129405/2017.

APPENDIX A. SKEW-ORTHOGONAL POLYNOMIALS

This Appendix collects the explicit expressions of the skew-orthogonal polynomials and the corresponding $\tilde{\phi}_n(x)$, used in Section 3.2 in the computation of the density of states for the case of real symmetric matrices ($\beta = 1$). The first few skew-orthogonal polynomials are

$$(78) \quad \begin{aligned} \tilde{p}_0(x) &= 1, \\ \tilde{p}_1(x) &= x, \\ \tilde{p}_2(x) &= x^2 - x e^{\frac{5}{2}\sigma^2} \frac{\operatorname{erf}(|\sigma|)}{\operatorname{erf}(|\sigma|/2)} + e^{4\sigma^2}, \\ \tilde{p}_3(x) &= x^3 + x^2 \frac{\left(-e^{\frac{7\sigma^2}{4}} \operatorname{erf}\left(\frac{|\sigma|}{2}\right) - e^{\frac{11\sigma^2}{2}} \operatorname{erf}(|\sigma|) + e^{\frac{19\sigma^2}{4}} \operatorname{erf}\left(\frac{3|\sigma|}{2}\right)\right)}{\left(e^{2\sigma^2} + 1\right) \operatorname{erf}\left(\frac{|\sigma|}{2}\right) - e^{\frac{5\sigma^2}{4}} \operatorname{erf}(|\sigma|)} \\ &\quad + x \frac{\left(e^{8\sigma^2} \operatorname{erf}\left(\frac{|\sigma|}{2}\right) + e^{\frac{17\sigma^2}{4}} \operatorname{erf}(|\sigma|) - e^{6\sigma^2} \operatorname{erf}\left(\frac{3|\sigma|}{2}\right)\right)}{\left(e^{2\sigma^2} + 1\right) \operatorname{erf}\left(\frac{|\sigma|}{2}\right) - e^{\frac{5\sigma^2}{4}} \operatorname{erf}(|\sigma|)} + \frac{\left(-e^{\frac{23\sigma^2}{4}} - e^{\frac{35\sigma^2}{4}}\right) \operatorname{erf}\left(\frac{|\sigma|}{2}\right) + e^{\frac{15\sigma^2}{2}} \operatorname{erf}(|\sigma|)}{\left(e^{2\sigma^2} + 1\right) \operatorname{erf}\left(\frac{|\sigma|}{2}\right) - e^{\frac{5\sigma^2}{4}} \operatorname{erf}(|\sigma|)} \end{aligned}$$

and the associated $\tilde{\phi}$ functions, in the variable $x = e^u$, are

(79)

$$\begin{aligned}
\sqrt{2}\tilde{\phi}_0(e^u) &= e^{\frac{1}{2}\sigma^2} \operatorname{erf}\left(\frac{u - \sigma^2}{\sqrt{2\sigma^2}}\right), & \sqrt{2}\tilde{\phi}_1(e^u) &= e^{2\sigma^2} \operatorname{erf}\left(\frac{u - 2\sigma^2}{\sqrt{2\sigma^2}}\right), \\
\sqrt{2}\tilde{\phi}_2(e^u) &= e^{\frac{9}{2}\sigma^2} \left[\operatorname{erf}\left(\frac{u - 3\sigma^2}{\sqrt{2\sigma^2}}\right) - \operatorname{erf}\left(\frac{u - 2\sigma^2}{\sqrt{2\sigma^2}}\right) + \operatorname{erf}\left(\frac{u - \sigma^2}{\sqrt{2\sigma^2}}\right) \right], \\
\sqrt{2}\tilde{\phi}_3(e^u) &= e^{8\sigma^2} \operatorname{erf}\left(\frac{u - 4\sigma^2}{\sqrt{2}\sqrt{\sigma^2}}\right) + e^{\frac{9\sigma^2}{2}} \operatorname{erf}\left(\frac{u - 3\sigma^2}{\sqrt{2\sigma^2}}\right) \left[\frac{\left(-e^{\frac{7\sigma^2}{4}} \operatorname{erf}\left(\frac{|\sigma|}{2}\right) - e^{\frac{11\sigma^2}{2}} \operatorname{erf}(|\sigma|) + e^{\frac{19\sigma^2}{4}} \operatorname{erf}\left(\frac{3|\sigma|}{2}\right)\right)}{(e^{2\sigma^2} + 1) \operatorname{erf}\left(\frac{|\sigma|}{2}\right) - e^{\frac{5\sigma^2}{4}} \operatorname{erf}(|\sigma|)} \right] \\
&+ e^{2\sigma^2} \operatorname{erf}\left(\frac{u - 2\sigma^2}{\sqrt{2\sigma^2}}\right) \left[\frac{\left(e^{8\sigma^2} \operatorname{erf}\left(\frac{|\sigma|}{2}\right) + e^{\frac{17\sigma^2}{4}} \operatorname{erf}(|\sigma|) - e^{6\sigma^2} \operatorname{erf}\left(\frac{3|\sigma|}{2}\right)\right)}{(e^{2\sigma^2} + 1) \operatorname{erf}\left(\frac{|\sigma|}{2}\right) - e^{\frac{5\sigma^2}{4}} \operatorname{erf}(|\sigma|)} \right] \\
&+ e^{\frac{\sigma^2}{2}} \operatorname{erf}\left(\frac{u - \sigma^2}{\sqrt{2\sigma^2}}\right) \left[\frac{\left(-e^{\frac{23\sigma^2}{4}} - e^{\frac{35\sigma^2}{4}}\right) \operatorname{erf}\left(\frac{|\sigma|}{2}\right) + e^{\frac{15\sigma^2}{2}} \operatorname{erf}(|\sigma|)}{(e^{2\sigma^2} + 1) \operatorname{erf}\left(\frac{|\sigma|}{2}\right) - e^{\frac{5\sigma^2}{4}} \operatorname{erf}(|\sigma|)} \right].
\end{aligned}$$

APPENDIX B. THE CASE OF OTHER SYMMETRIC SPACES

The methods presented in the main text can be extended to other symmetric spaces. As discussed previously, switching to other spaces in the Cartan classification corresponds, on the random matrix theory side, to consider matrix integrals with different integration domain. We restrict ourselves to hyperbolic spaces and $\beta = 1$ for concreteness.

We consider the partition function of the $\beta = 1$ ensemble of $\mathfrak{so}(2m)$ matrices. The choice \mathfrak{so} belongs to the D -class in the Cartan classification, and $\beta = 1$ (orthogonal symmetry) means that we are working in the tangent space at the origin to the coset space $SO(2m)/U(m)$, hence in the DIII class [37]. The model also appears in the latter part of [19] where it is shown to be related to integration on a Siegel disc.

The partition function is

$$(80) \quad z_{\beta=1}^{\mathfrak{so}(2m)}(\sigma) = \frac{1}{(2m)!} \int_{\mathbb{R}^m} \prod_{1 \leq i < j \leq m} 4 \sinh\left(\frac{|r_i - r_j|}{2}\right) \sinh\left(\frac{|r_i + r_j|}{2}\right) \prod_{i=1}^m e^{-\frac{r_i^2}{2\sigma^2}} \frac{dr_i}{\sqrt{\pi\sigma^2}}.$$

We are now working with $2m \times 2m$ matrices, therefore the Weyl group permuting the $2m$ eigenvalues is of order $(2m)!$. We then use the invariance of the integral under such permutations to restrict the integration domain to the principal Weyl chamber

$$(81) \quad r_1 \geq r_2 \geq \dots \geq r_m \geq 0$$

and obtain

$$(82) \quad z_1^{\mathfrak{so}(2m)}(\sigma) = \int_{0 \leq r_m \leq \dots \leq r_1 < \infty} \prod_{1 \leq i < j \leq m} 4 \sinh\left(\frac{r_i - r_j}{2}\right) \sinh\left(\frac{r_i + r_j}{2}\right) \prod_{i=1}^m e^{-\frac{r_i^2}{2\sigma^2}} \frac{dr_i}{\sqrt{\pi\sigma^2}}.$$

Using the simple property

$$(83) \quad 4 \sinh\left(\frac{r_i - r_j}{2}\right) \sinh\left(\frac{r_i + r_j}{2}\right) = 2 [\cosh r_i - \cosh r_j]$$

and changing variables $x_i = \cosh r_i$, we arrive at

$$(84) \quad z_1^{\mathfrak{so}(2m)}(\sigma) = 2^{m(m-1)/2} \int_{1 \leq x_m \leq \dots \leq x_1 < \infty} \prod_{1 \leq i < j \leq m} (x_i - x_j) \prod_{i=1}^m w^{\mathfrak{so}}(x; \sigma) \frac{dx_i}{\sqrt{\pi\sigma^2}},$$

where we have defined

$$(85) \quad w^{50}(x; \sigma) = \frac{\exp \left\{ -\frac{1}{2\sigma^2} \left[\log \left(x + \sqrt{x^2 - 1} \right) \right]^2 \right\}}{\log \left(x + \sqrt{x^2 + 1} \right)}.$$

The function w^{50} satisfies

$$(86) \quad w^{50}(x; \sigma) dx|_{x=\cosh r} = e^{-\frac{r^2}{2\sigma^2}} dr.$$

The expression (84) is now suitably written to apply the de Bruijn identity [53]. To this aim, we introduce the symmetric inner product

$$(87) \quad \begin{aligned} (f, g)_2^{50} &= \int_1^\infty \frac{dx}{\sqrt{\pi\sigma^2}} w^{50}(x; \sigma/\sqrt{2}) f(x) g(x) \\ &= \int_0^\infty \frac{dr}{\sqrt{\pi\sigma^2}} e^{-\frac{r^2}{\sigma^2}} f(\cosh(r)) g(\cosh(r)) = \frac{1}{2} \int_{-\infty}^\infty \frac{dr}{\sqrt{\pi\sigma^2}} e^{-\frac{r^2}{\sigma^2}} f(\cosh(r)) g(\cosh(r)). \end{aligned}$$

We will need

$$(88) \quad \begin{aligned} (1, x^{j-1})_2^{50} &= \frac{1}{2} \int_{-\infty}^\infty \frac{dr}{\sqrt{\pi\sigma^2}} e^{-\frac{r^2}{\sigma^2}} (\cosh r)^{j-1} \\ &= \frac{1}{2^j} \sum_{\ell=0}^{j-1} \binom{j-1}{\ell} \int_{-\infty}^\infty \frac{dr}{\sqrt{\pi\sigma^2}} e^{-\frac{r^2}{\sigma^2}} e^{r(j-1-2\ell)} \\ &= \frac{1}{2^j} \sum_{\ell=0}^{j-1} \binom{j-1}{\ell} e^{\frac{\sigma^2}{2}(j-1-2\ell)^2}. \end{aligned}$$

Moreover, we introduce the skew-symmetric product

$$(89) \quad \begin{aligned} \langle f, g \rangle_1^{50} &= \frac{1}{2} \int_1^\infty \frac{dx}{\sqrt{\pi\sigma^2}} w^{50}(x; \sigma) f(x) \int_1^\infty \frac{dy}{\sqrt{\pi\sigma^2}} w^{50}(y; \sigma) g(y) \operatorname{sign}(x - y) \\ &= \int_0^\infty \frac{dr_1}{\sqrt{\pi\sigma^2}} e^{-\frac{r_1^2}{2\sigma^2}} f(\cosh(r_1)) \int_0^\infty \frac{dr_2}{\sqrt{\pi\sigma^2}} e^{-\frac{r_2^2}{2\sigma^2}} g(\cosh(r_2)) \frac{\operatorname{sign}(r_1 - r_2)}{2}, \end{aligned}$$

which for monomials reads

$$(90) \quad \begin{aligned} \langle x^{i-1}, x^{j-1} \rangle_1^{50} &= \int_0^\infty \frac{dr_1}{\sqrt{\pi\sigma^2}} e^{-\frac{r_1^2}{2\sigma^2}} (\cosh r_1)^{i-1} \int_0^\infty \frac{dr_2}{\sqrt{\pi\sigma^2}} e^{-\frac{r_2^2}{2\sigma^2}} (\cosh r_2)^{j-1} \frac{\operatorname{sign}(r_1 - r_2)}{2} \\ &= \frac{1}{2^{i+j-2}} \sum_{k=0}^{i-1} \binom{i-1}{k} \sum_{\ell=0}^{j-1} \binom{j-1}{\ell} \\ &\quad \times \int_0^\infty \frac{dr_1}{\sqrt{\pi\sigma^2}} e^{-\frac{r_1^2}{2\sigma^2}} e^{r_1(i-1-2k)} \int_0^\infty \frac{dr_2}{\sqrt{\pi\sigma^2}} e^{-\frac{r_2^2}{2\sigma^2}} e^{r_2(j-1-2\ell)} \frac{\operatorname{sign}(r_1 - r_2)}{2} \\ &= \frac{1}{2^{i+j-1}} \sum_{k=0}^{i-1} \binom{i-1}{k} \sum_{\ell=0}^{j-1} \binom{j-1}{\ell} e^{\frac{\sigma^2}{2}(j-1-2\ell)^2} \\ &\quad \times \int_0^\infty \frac{dr_1}{\sqrt{2\pi\sigma^2}} e^{-\frac{r_1^2}{2\sigma^2} + r_1(i-1-2k)} \left[\operatorname{erf} \left(\frac{r_1 + \sigma^2(j-1-2\ell)}{\sqrt{2\sigma^2}} \right) + \operatorname{erf} \left(\frac{r_1 - \sigma^2(j-1-2\ell)}{\sqrt{2\sigma^2}} \right) - 1 \right]. \end{aligned}$$

We are now ready to apply the de Bruijn identity to (84). We obtain the Pfaffian form:

$$(91) \quad z_1^{50(2m)}(\sigma)|_{m \text{ even}} = 2^{m(m-1)/2} \operatorname{Pf}_{1 \leq i, j \leq m} [2 \langle x^{i-1}, x^{j-1} \rangle_1^{50}]$$

for even m , and

$$(92) \quad z_1^{50(2m)}(\sigma)|_{m \text{ odd}} = 2^{m(m-1)/2} \operatorname{Pf}_{1 \leq i, j \leq m+1} \begin{bmatrix} [2 \langle x^{i-1}, x^{j-1} \rangle_1^{50}]_{i, j \leq m} & [2 \langle 1, x^{i-1} \rangle_2^{50}]_{i \leq m} \\ [-2 \langle 1, x^{j-1} \rangle_2^{50}]_{j \leq m} & 0 \end{bmatrix}$$

for odd m .

The procedure extends to the $\mathfrak{sp}(2m)$ case. For $\beta = 1$, this corresponds to the class CI in the Cartan classification [37]. The partition function is [27]

$$(93) \quad z_1^{\mathfrak{sp}(2m)}(\sigma) = \frac{1}{(2m)!} \int_{\mathbb{R}^m} \prod_{1 \leq i < j \leq m} 4 \sinh\left(\frac{|r_i - r_j|}{2}\right) \sinh\left(\frac{|r_i + r_j|}{2}\right) \prod_{i=1}^m 2 \sinh(|r_i|) e^{-\frac{r_i^2}{2\sigma^2}} \frac{dr_i}{\sqrt{\pi\sigma^2}}.$$

We mimic the steps above, using the invariance to restrict the integration domain to the principal Weyl chamber and change variables $x_i = \cosh r_i$. We arrive at

$$(94) \quad z_1^{\mathfrak{sp}(2m)}(\sigma) = 2^{m(m+1)/2} \int_{1 \leq x_m \leq \dots \leq x_1 < \infty} \prod_{1 \leq i < j \leq m} (x_i - x_j) \prod_{i=1}^m e^{-\frac{1}{2\sigma^2} [\log(x_i + \sqrt{x_i^2 - 1})]^2} \frac{dx_i}{\sqrt{\pi\sigma^2}}.$$

The de Bruijn identity [53] gives

$$(95) \quad z_1^{\mathfrak{sp}(2m)}(\sigma)|_{m \text{ even}} = 2^{m(m+1)/2} \text{Pf}_{1 \leq i, j \leq m} [2 \langle x^{i-1}, x^{j-1} \rangle_1^{\mathfrak{sp}}]$$

for even m , and

$$(96) \quad z_1^{\mathfrak{sp}(2m)}(\sigma)|_{m \text{ odd}} = 2^{m(m+1)/2} \text{Pf}_{1 \leq i, j \leq m+1} \begin{bmatrix} [2 \langle x^{i-1}, x^{j-1} \rangle_1^{\mathfrak{sp}}]_{i, j \leq m} & [2 \langle 1, x^{i-1} \rangle_2^{\mathfrak{sp}}]_{i \leq m} \\ [-2 \langle 1, x^{j-1} \rangle_2^{\mathfrak{sp}}]_{j \leq m} & 0 \end{bmatrix}$$

for odd m . The inner product $\langle \cdot, \cdot \rangle_2^{\mathfrak{sp}}$ in (96) is given by

$$(97) \quad \begin{aligned} \langle 1, x^{j-1} \rangle_2^{\mathfrak{sp}} &= \int_0^\infty \frac{dr}{\sqrt{\pi\sigma^2}} e^{-r^2/\sigma^2} \sinh(r) [\cosh(r)]^{j-1} \\ &= 2^{-j} \int_0^\infty \frac{dr}{\sqrt{\pi\sigma^2}} e^{-r^2/\sigma^2} \sum_{\ell=0}^{j-1} \binom{j-1}{\ell} (e^{r(j-2\ell)} - e^{r(j-2\ell-2)}) \\ &= \frac{1}{2^{j+1}} \sum_{\ell=0}^{j-1} \binom{j-1}{\ell} \left[e^{(j-2\ell)^2 \frac{\sigma^2}{4}} \left(1 + \text{erf}\left(\frac{\sigma(j-2\ell)}{2}\right) \right) - e^{(j-2\ell-2)^2 \frac{\sigma^2}{4}} \left(1 + \text{erf}\left(\frac{\sigma(j-2\ell-2)}{2}\right) \right) \right]. \end{aligned}$$

and the skew-symmetric product $\langle \cdot, \cdot \rangle_2^{\mathfrak{sp}}$ for monomials is given by

$$(98) \quad \begin{aligned} \langle x^{i-1}, x^{j-1} \rangle_1^{\mathfrak{sp}} &= \frac{1}{2} \int_0^\infty \frac{dr_1}{\sqrt{\pi\sigma^2}} e^{-\frac{r_1^2}{2\sigma^2}} [\cosh(r_1)]^{i-1} \sinh(r_1) \int_0^\infty \frac{dr_2}{\sqrt{\pi\sigma^2}} e^{-\frac{r_2^2}{2\sigma^2}} [\cosh(r_2)]^{j-1} \sinh(r_2) \text{sign}(r_1 - r_2) \\ &= 2^{-i-j} \sum_{k=0}^{i-1} \sum_{\ell=0}^{j-1} \binom{i-1}{k} \binom{j-1}{\ell} \int_0^\infty \frac{dr_1}{\sqrt{\pi\sigma^2}} e^{-\frac{r_1^2}{2\sigma^2}} (e^{r_1(i-k)} - e^{r_1(i-k-2)}) \\ &\quad \times \int_0^\infty \frac{dr_2}{\sqrt{\pi\sigma^2}} e^{-\frac{r_2^2}{2\sigma^2}} (e^{r_2(j-\ell)} - e^{r_2(j-\ell-2)}) \frac{\text{sign}(r_1 - r_2)}{2} \\ &= \frac{1}{2^{i+j+1}} \sum_{k=0}^{i-1} \sum_{\ell=0}^{j-1} \binom{i-1}{k} \binom{j-1}{\ell} \int_0^\infty \frac{dr_1}{\sqrt{\pi\sigma^2}} e^{-\frac{r_1^2}{2\sigma^2}} (e^{r_1(i-k)} - e^{r_1(i-k-2)}) \\ &\quad \times \left\{ e^{(j-2\ell)^2 \frac{\sigma^2}{4}} \left[\text{erf}\left(\frac{\sigma(j-2\ell)}{2}\right) - 1 - 2 \text{erf}\left(\frac{\sigma(j-2\ell)}{2} - \frac{r_1}{\sigma}\right) \right] \right. \\ &\quad \left. - e^{(j-2\ell-2)^2 \frac{\sigma^2}{4}} \left[\text{erf}\left(\frac{\sigma(j-2\ell-2)}{2}\right) - 1 - 2 \text{erf}\left(\frac{\sigma(j-2\ell-2)}{2} - \frac{r_1}{\sigma}\right) \right] \right\}. \end{aligned}$$

We note that these models, in the trigonometric version and with squared interaction terms (that is, $\beta = 2$) have been solved fully in [44], using the connection to determinants, instead of Pfaffians, of Toeplitz+Hankel matrices. One method that could be applied here would be for example the use of expansions in Schur polynomials, see [44, Theorem 4] and the proof therein.

REFERENCES

- [1] S. Helgason, *Differential geometry, Lie groups, and symmetric spaces*, vol. 34 of *Graduate Studies in Mathematics*. American Mathematical Society, Providence, RI, 2001.
- [2] A. Terras, *Harmonic analysis on symmetric spaces and applications II*. Springer-Verlag, New York, NY, 1988, [10.1007/978-1-4612-3820-1](https://doi.org/10.1007/978-1-4612-3820-1).
- [3] R. Bhatia, *Positive definite matrices*, Princeton Series in Applied Mathematics. Princeton University Press, 41 William Street, Princeton, NJ, 2007.
- [4] L. T. Skovgaard, *A Riemannian Geometry of the Multivariate Normal Model*, *Scandinavian J. Stat.* **11** (1984) 211 Available [online](#).
- [5] C. Atkinson and A. F. S. Mitchell, *Rao's Distance Measure*, *Indian J. Stat.* **43** (1981) 345 Available [online](#).
- [6] V. Arsigny, P. Fillard, X. Pennec and N. Ayache, *Log-Euclidean metrics for fast and simple calculus on diffusion tensors*, *Magnetic Resonance in Medicine* **56** (2006) 411.
- [7] X. Pennec, P. Fillard and N. Ayache, *A Riemannian framework for tensor computing*, *Int. J. Computer Vis.* **66** (2006) 41.
- [8] A. Barachant, S. Bonnet, M. Congedo and C. Jutten, *Multiclass Brain-Computer Interface Classification by Riemannian Geometry*, *IEEE Trans. Biomed. Eng.* **59** (2012) 920.
- [9] M. Moakher, *On the Averaging of Symmetric Positive-Definite Tensors*, *J. Elasticity* **82** (2006) 273.
- [10] M. Arnaudon, F. Barbaresco and L. Yang, *Riemannian Medians and Means With Applications to Radar Signal Processing*, *IEEE J. Sel. Topics Signal Process.* **7** (2013) 595.
- [11] M. Arnaudon, L. Yang and F. Barbaresco, *Stochastic algorithms for computing p-means of probability measures, geometry of radar Toeplitz covariance matrices and applications to HR Doppler processing*, in *12th International Radar Symposium (IRS)*, pp. 651–656, 2011.
- [12] S. Jayasumana, R. Hartley, M. Salzmann, H. Li and M. Harandi, *Kernel Methods on the Riemannian Manifold of Symmetric Positive Definite Matrices*, in *IEEE Conference on Computer Vision and Pattern Recognition*, pp. 73–80, 2013, [DOI](#).
- [13] L. Zheng, G. Qiu, J. Huang and J. Duan, *Fast and accurate Nearest Neighbor search in the manifolds of symmetric positive definite matrices*, in *IEEE International Conference on Acoustics, Speech and Signal Processing (ICASSP)*, pp. 3804–3808, 2014, [DOI](#).
- [14] G. Dong and G. Kuang, *Target Recognition in SAR Images via Classification on Riemannian Manifolds*, *IEEE Geosci. Remote Sens. Lett.* **12** (2015) 199.
- [15] O. Tuzel, F. Porikli and P. Meer, *Pedestrian Detection via Classification on Riemannian Manifolds*, *IEEE Trans. Pattern Anal. Mach. Intell.* **30** (2008) 1713.
- [16] R. Caseiro, J. F. Henriques, P. Martins and J. Batista, *A nonparametric Riemannian framework on tensor field with application to foreground segmentation*, in *International Conference on Computer Vision*, pp. 1–8, 2011, [DOI](#).
- [17] G. Cheng and B. C. Vemuri, *A novel dynamic system in the space of SPD matrices with applications to appearance tracking*, *SIAM J. Imaging Sci.* **6** (2013) 592.
- [18] S. Said, L. Bombrun, Y. Berthoumieu and J. H. Manton, *Riemannian Gaussian distributions on the space of symmetric positive definite matrices*, *IEEE Trans. Information Theory* **63** (2017) 2153 [[1507.01760](#)].
- [19] S. Said, H. Hajri, L. Bombrun and B. C. Vemuri, *Gaussian distributions on Riemannian symmetric spaces: statistical learning with structured covariance matrices*, *IEEE Trans. Information Theory* **64** (2017) 752 [[1607.06929](#)].
- [20] S. Said, L. Bombrun and Y. Berthoumieu, *Warped Riemannian metrics for location-scale models*, in *Geometric Structures of Information* (F. Nielsen, ed.), pp. 251–296. Springer, Switzerland, 2019. [DOI](#).
- [21] B. Afsari, *Riemannian L^p center of mass: Existence, uniqueness, and convexity*, *Proc. Amer. Math. Soc.* **139** (2011) 655.

- [22] M. Moakher, *A differential geometric approach to the geometric mean of symmetric positive-definite matrices*, *SIAM J. Matrix Anal. Appl.* **26** (2005) 735.
- [23] E. Mathieu, C. Le Lan, C. J. Maddison, R. Tomioka and Y. Teh, *Continuous hierarchical representations with Poincaré variational auto-encoders*, in *Advances in neural information processing systems (NeurIPS2019)* (H. Wallach, H. Larochelle, A. Beygelzimer, F. d'Alché-Buc, E. Fox and R. Garnett, eds.), vol. 32, pp. 12565–12576, Curran Associates, Inc., 2019, [[1901.06033](#)].
- [24] I. Ovinnikov, *Poincaré Wasserstein Autoencoder*, in *Bayesian Deep Learning Workshop (NeurIPS 2018)*, 2019, [[1901.01427](#)].
- [25] T. Gerald, H. Zaatiti, H. Hajri, N. Baskiotis and O. Schwander, *From node embedding to community embedding: A hyperbolic approach*, [[1907.01662](#)].
- [26] M. L. Mehta, *Random Matrices*, Pure and Applied Mathematics. Elsevier Science, 2004.
- [27] P. J. Forrester, *Log-gases and random matrices*, vol. 34 of *London Mathematical Society Monographs Series*. Princeton University Press, Princeton, NJ, 2010, [10.1515/9781400835416](#).
- [28] G. Livan, M. Novaes and P. Vivo, *Introduction to random matrices: theory and practice*, vol. 26 of *SpringerBriefs in Mathematical Physics*. Springer, Switzerland, 2018, [10.1007/978-3-319-70885-0](#), [[math-ph/0402061](#)].
- [29] R. J. Muirhead, *Aspects of multivariate statistical theory*, vol. 197 of *Wiley Series in Probability and Statistics*. Wiley, 2009.
- [30] M. Adler, P. J. Forrester, T. Nagao and P. van Moerbeke, *Classical skew orthogonal polynomials and random matrices*, *J. Stat. Phys.* **99** (2000) 141 [[solv-int/9907001](#)].
- [31] P. J. Forrester, *Vicious random walkers in the limit of a large number of walkers*, *J. Stat. Phys.* **56** (1989) 767.
- [32] M. Tierz, *Soft matrix models and Chern-Simons partition functions*, *Mod. Phys. Lett.* **A19** (2004) 1365 [[hep-th/0212128](#)].
- [33] G. Szegő, *Orthogonal polynomials*, vol. 23. American Mathematical Soc., 1939.
- [34] A. Schwartzman, *Random ellipsoids and false discovery rates: Statistics for diffusion tensor imaging data*, Ph.D. thesis, Stanford University, 2006.
- [35] A. Schwartzman, *Lognormal distributions and geometric averages of symmetric positive definite matrices*, *International Stat. Rev.* **84** (2016) 456.
- [36] A. Altland and M. R. Zirnbauer, *Nonstandard symmetry classes in mesoscopic normal-superconducting hybrid structures*, *Phys. Rev. B* **55** (1997) 1142 [[cond-mat/9602137](#)].
- [37] M. R. Zirnbauer, *Symmetry Classes*, in *The Oxford Handbook of Random Matrix Theory* (G. Akemann, J. Baik and P. Di Francesco, eds.), Oxford Handbooks in Mathematics, ch. 3. Oxford University Press, Great Clarendon Street, Oxford, UK, 2011. [[1001.0722](#)].
- [38] M. Caselle and U. Magnea, *Random matrix theory and symmetric spaces*, *Phys. Rept.* **394** (2004) 41 [[cond-mat/0304363](#)].
- [39] A. Edelman and S. Jeong, *The Generalized Cartan Decomposition for Classical Random Matrix Ensembles*, [[2011.08087](#)].
- [40] F. J. Dyson, *The Threefold Way. Algebraic Structure of Symmetry Groups and Ensembles in Quantum Mechanics*, *J. Math. Phys.* **3** (1962) 1199.
- [41] M. Romo and M. Tierz, *Unitary Chern-Simons matrix model and the Villain lattice action*, *Phys. Rev. D* **86** (2012) 045027 [[1103.2421](#)].
- [42] G. Giasemidis and M. Tierz, *Torus knot polynomials and susy Wilson loops*, *Lett. Math. Phys.* **104** (2014) 1535 [[1401.8171](#)].
- [43] Y. Takahashi and M. Katori, *Oscillatory matrix model in Chern-Simons theory and Jacobi-theta determinantal point process*, *J. Math. Phys.* **55** (2014) 093302 [[1312.5848](#)].
- [44] D. Garcia-Garcia and M. Tierz, *Matrix models for classical groups and Toeplitz±Hankel minors with applications to Chern-Simons theory and fermionic models*, *J. Phys. A* **53** (2020) [[1901.08922](#)].
- [45] C. Andréief, *Note sur une relation entre les intégrales définies des produits des fonctions*, *Mém. Soc. Sci. Phys. Nat. Bordeaux* **2** (1886) 1.

- [46] P. J. Forrester, *Meet Andréief, Bordeaux 1886, and Andreev, Kharkov 1882—1883*, *Random Matrices: Theory and Applications* **08** (2019) 1930001 [[1806.10411](#)].
- [47] G. Giasemidis, R. J. Szabo and M. Tierz, *Supersymmetric gauge theories, Coulomb gases and Chern-Simons matrix models*, *Phys. Rev. D* **89** (2014) 025016 [[1310.3122](#)].
- [48] R. J. Baxter, *Statistical mechanics of a one-dimensional coulomb system with a uniform charge background*, *Math. Proc. Cambridge Phil. Soc.* **59** (1963) 779–787.
- [49] A. Dhar, A. Kundu, S. N. Majumdar, S. Sabhapandit and G. Schehr, *Exact Extremal Statistics in the Classical 1D Coulomb Gas*, *Phys. Rev. Lett.* **119** (2017) 060601 [[1704.08973](#)].
- [50] A. Dhar, A. Kundu, S. N. Majumdar, S. Sabhapandit and G. Schehr, *Extreme statistics and index distribution in the classical 1d Coulomb gas*, *J. Phys. A* **51** (2018) 295001 [[1802.10374](#)].
- [51] M. Aganagic, A. Klemm, M. Marino and C. Vafa, *Matrix model as a mirror of Chern-Simons theory*, *JHEP* **02** (2004) 010 [[hep-th/0211098](#)].
- [52] M. Marino, *Les Houches lectures on matrix models and topological strings*, 10, 2004, [[hep-th/0410165](#)].
- [53] N. G. de Bruijn, *On some multiple integrals involving determinants*, *J. Indian Math. Soc.* **19** (1955) 133.
- [54] M. Wimmer, *Efficient numerical computation of the pfaffian for dense and banded skew-symmetric matrices*, *ACM Trans. Math. Software* **38** (2012) 1– [[1102.3440](#)].
- [55] M. Adler, E. Horozov and P. van Moerbeke, *The Pfaff lattice and skew-orthogonal polynomials*, *Int. Math. Res. Not.* **11** (1999) 569 [[solv-int/9903005](#)].
- [56] X.-K. Chang, Y. He, X.-B. Hu and S.-H. Li, *Partial-skew-orthogonal polynomials and related integrable lattices with pfaffian tau-functions*, *Commun. Math. Phys.* **364** (2018) 1069–1119 [[1712.06382](#)].
- [57] S. Said, N. Le Bihan and J. H. Manton, *Riemannian gaussian distributions on the space of positive-definite quaternion matrices*, in *International Conference on Geometric Science of Information* (B. F. Nielsen F., ed.), vol. 10589 of *Lecture Notes in Computer Science*, pp. 709–716, Springer, 2017, [[1703.09940](#)], DOI.
- [58] M. E. Fisher, *Walks, walls, wetting, and melting*, *J. Stat. Phys.* **34** (1984) 667.
- [59] S. Karlin and J. McGregor, *Coincidence probabilities*, *Pacific J. Math.* **9** (1959) 1141.
- [60] D. J. Grabiner, *Brownian motion in a Weyl chamber, non-colliding particles, and random matrices*, *Annales de l’IHP B: Probabilités et statistiques* **35** (1999) 177 [[math/9708207](#)].
- [61] M. Katori, *Bessel processes, Schramm-Loewner evolution, and the Dyson model*, vol. 11 of *SpringerBriefs in Mathematical Physics*. Springer Singapore, 2016, [10.1007/978-981-10-0275-5](#).
- [62] J. Baik, P. Deift and T. Suidan, *Combinatorics and random matrix theory*, vol. 172 of *Graduate Studies in Mathematics*. American Mathematical Society, Providence, RI, 2016.
- [63] F. J. Dyson, *A brownian-motion model for the eigenvalues of a random matrix*, *J. Math. Phys.* **3** (1962) 1191.
- [64] R. R. Coifman and S. Lafon, *Diffusion maps*, *Applied and computational harmonic analysis* **21** (2006) 5.
- [65] Z. I. Botev, J. F. Grotowski and D. P. Kroese, *Kernel density estimation via diffusion*, *Ann. Statist.* **38** (2010) 2916 [[1011.2602](#)].
- [66] S. de Haro and M. Tierz, *Brownian motion, Chern-Simons theory, and 2-D Yang-Mills*, *Phys. Lett. B* **601** (2004) 201 [[hep-th/0406093](#)].
- [67] Y. Dolivet and M. Tierz, *Chern-Simons matrix models and Stieltjes-Wigert polynomials*, *J. Math. Phys.* **48** (2007) 023507 [[hep-th/0609167](#)].
- [68] M. Tierz, *Schur polynomials and biorthogonal random matrix ensembles*, *J. Math. Phys.* **51** (2010) 063509.
- [69] J. Baik and T. M. Suidan, *Random matrix central limit theorems for nonintersecting random walks*, *Ann. Probab.* **35** (2007) 1807 [[math/0605212](#)].
- [70] M. Katori and H. Tanemura, *Scaling limit of vicious walks and two-matrix model*, *Phys. Rev. E* **66** (2002) 011105 [[cond-mat/0203549](#)].

- [71] M. Katori and H. Tanemura, *Symmetry of matrix-valued stochastic processes and noncolliding diffusion particle systems*, *J. Math. Phys.* **45** (2004) 3058 [[1712.07903](#)].
- [72] P. J. Forrester, J. R. Ipsen, D.-Z. Liu and L. Zhang, *Orthogonal and symplectic Harish-Chandra integrals and matrix product ensembles*, *Random Matrices: Theory and Applications* **8** (2019) 1950015 [[1711.10691](#)].
- [73] H. Hendriks, *Nonparametric estimation of a probability density on a Riemannian manifold using Fourier expansions*, *Ann. Statist.* **18** (1990) 832.
- [74] G. G. Walter, *Properties of Hermite series estimation of probability density*, *Ann. Statist.* **5** (1977) 1258.
- [75] P. J. Forrester, *Properties of an exact crystalline many-body ground state*, *J. Stat. Phys.* **76** (1994) 331.
- [76] P. J. Forrester, *Global and local scaling limits for the $\beta = 2$ Stieltjes-Wigert random matrix ensemble*, [[2011.11783](#)].
- [77] A. Mays, A. Ponsaing and G. Schehr, *Tracy-Widom distributions for the Gaussian orthogonal and symplectic ensembles revisited: a skew-orthogonal polynomials approach*, [[2007.14597](#)].

(*) DEPARTAMENTO DE MATEMÁTICA, GRUPO DE FÍSICA MATEMÁTICA, FACULDADE DE CIÊNCIAS, UNIVERSIDADE DE LISBOA, CAMPO GRANDE, EDIFÍCIO C6, 1749-016 LISBOA, PORTUGAL.

Email address: lsantilli@fc.ul.pt

(†) DEPARTAMENTO DE MATEMÁTICA, ISCTE - INSTITUTO UNIVERSITÁRIO DE LISBOA, AVENIDA DAS FORÇAS ARMADAS, 1649-026 LISBOA, PORTUGAL.

Email address: mtpaz@iscte-iul.pt

(‡) DEPARTAMENTO DE MATEMÁTICA, GRUPO DE FÍSICA MATEMÁTICA, FACULDADE DE CIÊNCIAS, UNIVERSIDADE DE LISBOA, CAMPO GRANDE, EDIFÍCIO C6, 1749-016 LISBOA, PORTUGAL.

Email address: tierz@fc.ul.pt