

Barycode-based GJK Algorithm

Yu Zhang¹, Yangming Wu¹, Xigui Wang¹, Xiaocheng Zhou¹

Abstract—In this paper, we present a more efficient GJK algorithm to solve the collision detection and distance query problems in 2D. We contribute in two aspects: First, we propose a new barycode-based *subdistance* algorithm that does not only provide a simple and unified condition to determine the minimum simplex but also improve the efficiency in distant, touching and overlap cases in distance query. Second, we provide a highly efficient implementation subroutine for collision detection by optimizing the exit conditions of our GJK distance algorithm, which shows dramatic improvements in run-time for applications that only need binary results. We benchmark our methods along with that of the well-known open-source collision detection libraries, such as Bullet, FCL, OpenGJK, Box2D, and Apollo over a range of random datasets. The results indicate that our methods and implementations outperform the state-of-the-art in both collision detection and distance query.

I. INTRODUCTION

The problem of collision detection and distance computation has been the subject of various research fields including robotics[1], [2], computational geometry[3], simulation[4], gaming engine[5]. It is one of the most time-consuming process of motion planning subsystem for self-driving, especially in sampling-based motion planning framework. It is also the essential module that guarantees the safety of self-driving system. Different from that of applications in simulation and game development, more strict requirements for collision detection module have been raised in self-driving system in terms of efficiency, robustness and richness of information it provides. In this paper, we mainly focus on the efficiency of the collision detection.

It's well-known that a bounding volume hierarchy (BVH) or space-partition-based collision detection system is able to leverage certain data structure to reduce unnecessary times of the narrow phase collision detection algorithms, but this kind of framework do little improvements for object-pairs that are all actually collide. Thus, improving the efficiency of the narrow phase collision detection algorithms is still essential.

Many narrow phase algorithms have been developed to solve the distance query problem over the decades, including the separating axis theorem (SAT) algorithm [6], the Lin and Canny algorithm [7], Voronoi-clip (V-clip) algorithm [8], the Gilbert-Johnson-Keerthi (GJK) algorithm [9], [10], [11]. Among them, the GJK algorithm is the most versatile algorithm to solve above problems that raises the least requirements for the geometry representations of objects

while has the comparable computational efficiency and the strong extendibility in the same framework[11]. For example, the penetration depth calculation (with the help of the EPA algorithm), raycast or shapecast functionality can be developed and extended in the same framework with ease. Any convex shape that is able to calculate the support mapping in a given direction can be handled in the framework.

As we all know, the general implementation of collision detection algorithms in narrow phase are usually written in 3D for games [5], physics engine[12], robotics[1]. For autonomous driving, a large amount of collision detection in motion planning and decision-making system only need to be taken in 2D space. Collision detection may be executed million times per planning loop in complex scenarios. Applying general 3D collision detection algorithms brings noticeable unnecessary runtime overheads to the system, especially when the system is running on embedded devices. This can be proved in our benchmarks on random datasets.

In this paper, we present a more efficient GJK algorithm to solve the collision detection and distance query problems in 2D. We contribute in two aspects: First, we propose a new barycode-based *subdistance* algorithm that does not only provide a simple and unified condition to determine the minimum simplex but also improve the efficiency in distant, touching and overlap cases in distance query. Second, we provide a highly efficient implementation routine for collision detection by optimizing the exit conditions of our GJK distance algorithm, which shows dramatic improvements on run-time for applications that only need binary results.

The structure of the paper is as follows. The methodology is presented in Section II. Section III shows the benchmark setup and results. Section IV draws the conclusion.

II. GJK

A. Problem Formulation

The problem of collision detection and distance query can be summarized as follow:

Given two objects $P, Q \in R^n$ represented by non-empty and finite convex sets of points x in R^n , find the minimum Euclidean distance $\text{dist}(P, Q)$ determined by two witness points $p \in P$ and $q \in Q$ such that:

$$\text{dist}(P, Q) = \|p - q\| = \min\{\|x - y\| \mid x \in P, y \in Q\} \quad (1)$$

For collision detection problem, only the sign of the distance $\text{dist}(P, Q)$ matters in a way that the positive sign means collision-free, otherwise in collision. For the distance problem, only the scalar of the $\text{dist}(P, Q)$ is needed. Most of the applications leverage only the scalar of the separating vector $\text{dist}(P, Q)$ to check the collision status and evaluate

¹Yu Zhang, Yangming Wu, Xigui Wang and Xiaocheng Zhou are with UISEE Technology Co. Ltd. {yu.zhang.bit@gmail.com; yangming.wu@uisee.com; xigui.wang@uisee.com; xiaocheng.zhou@uisee.com}

collision risks in distant cases. For us, the complete distance problem is to find not only the minimum distance $\text{dist}(P, Q)$ but also witness points p, q and its separating vector $\vec{p}\vec{q}$ between two convex sets.

It is worth noting that the separating vector $\vec{p}\vec{q}$ is emphasized as one of the requirements for a complete distance problem. It's mainly motivated by two aspects. First, for $\text{dist}(P, Q) = 0$, the separating direction can not be acquired only from the witness points. Additionally, when the two witness points are too close, the calculation of the direction formed by witness points will face numerical issues. Second, for the point contact cases, there exists a cone region instead of a single separating direction. Thus the separating direction has to be calculated in the individual algorithm somehow and output.

To be clear, we divide the requirements for the problem of collision detection and distance query to three levels:

- Level 1: binary result, collide or not
- Level 2: distance scalar
- Level 3: distance, complete witness points and separating direction

Due to the different requirements for solutions of the problem, implementation varies and may affect the runtime efficiency dramatically. These requirements can be also used to identify the capacity of the underlying implementations and exploited to construct the most efficient algorithm. Above statements apply to both two and three dimensional problems. Due the limited space, we focus on only Level 1 and Level 2 in the R^2 Euclidean space in this paper. And the points x of convex shape P, Q are ordered counter-clockwise. For readers who are interested in Level 3 requirements, please refer to our following long version of this paper.

B. How GJK works

The GJK is a decent iterative algorithm that leverages the support mapping, configuration space obstacle (CSO) and simplex concepts to determine the minimum distance between two convex sets.

Configuration space obstacle Recall the distance vector between two convex sets in (1) in the problem formulation. The representation of the distance vector actually matches the definition of the *configuration space obstacle* (CSO), which is the Minkowski difference between two convex sets as follow:

$$\text{CSO} = P \ominus Q = \{x - y \mid x \in P, y \in Q\} \quad (2)$$

where \ominus is the Minkowski difference operator. The problem of finding the minimum distance of $\|x - y\|$ mathematically equals to that of finding the point z_{CSO} in CSO such that

$$\|z_{\text{CSO}} - O\| = \min\|v - O\|, v \in \text{CSO} \quad (3)$$

The z_{CSO} may lie in the vertex or the edge of the CSO. And z_{CSO} is also called the closest point of the origin O on the CSO in this paper. Since the Minkowski difference of two convex set is convex, the CSO is convex. There exists an unique solution to the minimum norm problem of

the distance vector from the origin O to the point z_{CSO} . This elegant transformation of the problem not only makes the distance calculation procedure simplified but also makes the solution more expressive. By expressive, we mean the unique solution z_{CSO} can represent infinite pair of witness points (p, q) for polygons with parallel edges (polytopes with parallel faces in 3D). We can also convert the unique solution in CSO space to solutions in actual physical space with the help of simplex and barycentric coordinates λ . Now the problem becomes whether $\text{CSO} \cap O = \emptyset$. If true, the corresponding minimal distance vector between the origin O and CSO need to be found. Otherwise, two shapes collide and the zero distance is returned.

Support Mapping Calculating the full set of CSO to find the solution is time-consuming. In fact, we only need a subset of CSO that is close to the origin O instead of the full explicit CSO. For efficiency, we only need the minimal subset that is also able to represent the closest point z_{CSO} . Then we say all the vertices of the minimal subset supports z_{CSO} . Thanks to the support mapping and convex hull property of the CSO, we can find the furthest vertex in CSO in a given direction. The support function of the support mapping in a specified direction \vec{v}_s is defined as

$$S_{\text{CSO}}(\vec{v}_s) = S_{P \ominus Q}(\vec{v}_s) = \max\{v \cdot \vec{v}_s \mid v \in \text{CSO}\} \quad (4)$$

Intuitively, the support mapping could move the subset of CSO towards the origin by adding a new vertex that is closer to the origin. And we only care about the vertices that contribute to the calculation of the closest point z_{CSO} . This is where the simplex concept becomes useful.

Simplex A n -simplex is a convex hull of $n + 1$ affinely independent points z_i [13]. More formally, the simplex can be represented by

$$\text{conv}(Z) = \{\lambda_0 z_0 + \dots + \lambda_n z_n \mid \sum_{i=0}^n \lambda_i = 1 \text{ and } \lambda_i \geq 0 \text{ for all } i\} \quad (5)$$

where $Z = \{z_i\}, i = 0, \dots, n$. According to the Caratheodory's theorem, a point $z \in \text{conv}(Z) \subset R^n$ can be expressed by a convex combination of $n+1$ points. And fewer points can be used for some special cases, for example, the closest points on the edge or vertex in 2D. Thus during the iteration, we only need to maintain at most $n+1$ vertices generated by supporting mapping ($n = 2$ in 2D, $n = 3$ in 3D). And the closest point z_s of the origin O onto the simplex can be expressed by the barycentric coordinates with the corresponding simplex. In this way, we can track the distance vector v defined by the closest point z_s and the origin.

With the three core concepts used by GJK established, the GJK main loop can be explained as below (shown in Alg. 1).

Starting with an heuristic support direction v_{init} and an empty simplex set W_k , the GJK algorithm generates the start CSO point v_k in v_{init} support direction. Then the algorithm begins the iteration by searching the $-v_k$ direction and generating the support point w_k . If w_k is not further than the CSO vertex v_k in $-v_k$ direction, the algorithm terminates

and return the v_k as the final distance solution. Otherwise, the w_k is added to the simplex set W_k to form the new simplex set τ_k . The *sub-distance* algorithm is responsible for finding the minimum convex subset W_k of τ_k that still contains the new closest point v_k . The new $-v_k$ will be the support direction for the next iteration if the algorithm continues. The algorithm terminates until the region defined by W_k encloses the origin O or the norm $\|v\|$ can not be reduced within a given tolerance for distance.

Algorithm 1: GJK Distance Query Algorithm (2D, adapted from [11])

Input: Convex Shape: P, Q
Output: Distance: $\|v_{k+1}\|$
Operation: card cardinality of a set
Parameter: k_{\max} max iteration number allowed
Parameter: $\varepsilon \in R_{++}$ the positive tolerance
if $(\exists v \in (P \ominus Q)) \wedge (\|v\| \neq 0)$ **then**
 $v_{\text{init}} = v$
else
 return 0;
 $v_1 = S_{P \ominus Q}(-v_{\text{init}});$
 $\tau_k = \{v_1\}, W_k = \{v_1\}, k = 0;$
do
 $k = k+1, w_k = S_{P \ominus Q}(-v_k);$
 if $\|v_k\|^2 - v_k \cdot w_k \leq \varepsilon^2 \|v_k\|^2$ **then**
 $v_{k+1} = v_k;$
 break;
 $\tau_k = w_k \cup W_{k-1};$
 $[W_k, \lambda, v_{k+1}] = \text{subdistance}(\tau_k);$
 if $\|v_{k+1}\| \leq \varepsilon$ **then**
 break;
while $(\text{card}(W_k) < 3) \wedge (k < k_{\max});$
return $\|v_{k+1}\|;$

The main GJK loop for all the variants are basically the same. And the major differences of GJK variants lie in the *subdistance* algorithms. The GJK algorithms in Bullet [4], FCL [1], libccd [14] and Box2D [5] libraries are all voronoi-region-based methods to find the best convex subset and the colsest points with the minimum distance. They exploit a bottom-up manner to search all possible voronoi regions to find the minimal distance vector [13]. Among them, the GJK of Box2D is the most efficient implementation in 2D according to our benchmark. The latest work about GJK [11] introduces a signed-volume(SV)-based method in sub-distance algorithm that is able to improve the numerical robustness while reducing the computational time at the same time. The SV-based sub-distance algorithm leverages the fact the barycentric coordinates are invariant to affine transformations to solve a simpler linear system. Different from the former variants, it search the minimum norm in a top-down manner, which resulting a shorter search path.

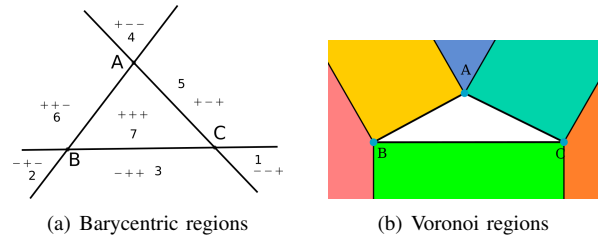


Fig. 1. Different regions for S2D subroutine

C. Barycode-based subdistance algorithm

We proposed a new barycode-based (short for barycentric coordinates code) *subdistance* algorithm that does not only provide a simple and unified condition to determine the minimum convex subset of τ_k but also improve the efficiency in distant, touching and overlap distance calculation cases. The proposed method also employs a top-down manner to search the solution and leads to an even shorter search path than the SV-based method with the help of the barycode and voronoi region.

The general *subdistance* algorithm is as below: By calcu-

Algorithm 2: barycode-based *subdistance* algorithm

Input: τ_k new simplex set
Output: W_k minimal simplex set,
 λ barycentric coordinates,
 v_{k+1} the minimum distance vector
Operation: card cardinality of a set
 $n = \text{card}(\tau_k);$
switch n **do**
 case 3 **do**
 $[W_k, \lambda, v_{k+1}] = \text{S2D}(\tau_k),$ **break;**
 case 2 **do**
 $[W_k, \lambda, v_{k+1}] = \text{S1D}(\tau_k),$ **break;**
 otherwise do
 $W_k = \tau_k, \lambda = \{1.0\}, v_{k+1} = v \in W_k,$ **break;**
return $[W_k, \lambda, v_{k+1}];$

lating the cardinality of the simplex set τ_k , that is the number of elements in τ_k , the minimum subdistance problem recasts to the problem of the minimum distance from the origin O to a vertex, a line segment (S1D problem) or a triangle (S2D problem) in CSO. For the S1D problem, we use the dot product of two vectors to identify the voronoi regions of a line segment and reuse the conditions to calculate the barycentric coordinates if the closest point lie on the line segment, which is shown in algorithm 5. This leads to a slight faster implementation than that of 2D version of SV-based S1D routine.

S2D subroutine and Barycentric Coordinates

Assume P is an arbitrary point in the plane, the cartesian coordinates of the P can be expressed by the barycentric coordinates (u, v, w) that corresponds to three non-collinear

Algorithm 4: ConeRegion(τ_k, V)

Input: $\tau_k = \{s_1, s_2, s_3\}$ the new simplex set,
 V the vertex of the cone region
Output: W_k the minimal simplex set,
 λ barycentric coordinats,
 v_{k+1} the minimum distance vector
 $\{M, N\} = \tau_k \setminus \{V\}$;
if $\overrightarrow{MV} \cdot \overrightarrow{NV} < 0$ **then**
 if $\overrightarrow{OV} \cdot \overrightarrow{MV} > 0$ **then**
 $\tau_k = \{V, M\}$;
 $[W_k, \lambda, v_{k+1}] = \text{SID}(\tau_k)$;
 return $[W_k, \lambda, v_{k+1}]$;
 if $\overrightarrow{OV} \cdot \overrightarrow{NV} > 0$ **then**
 $\tau_k = \{V, N\}$;
 $[W_k, \lambda, v_{k+1}] = \text{SID}(\tau_k)$;
 return $[W_k, \lambda, v_{k+1}]$;
 $W_k = \{V\}, \lambda = \{1.0\}, v_{k+1} = V$;
return $[W_k, \lambda, v_{k+1}]$;

of 7. For example, if the simplex vertex A is added most recently, the possible value of the barycode reduces to 4, 5, 6, 7. This can be proved easily. Since A is the vertex added recently, the B, C form a hyperplane orthogonal to the supporting direction $-v_k$. The origin clearly lies in the $-v_k$ direction side of the BC hyperplane according to the definition. The barycode region B, C cone regions and the BC edge region lie in the v_k direction side of the hyperplane BC, which is the other side of the hyperplane. Thus the barycode 1, 2, 3 cases are eliminated. For these implementations that do not track the order of the simplices, the Alg. 3 provides a general solution. Combining with Eq. (3), our S2D subroutine can be used to resolve point-in-triangle detection problem or integrated to 3D SV-based GJK algorithm to improve efficiency further.

S1D subroutine For the S1D problem, there are only three possible voronoi regions: the two vertex and one edge regions. This is can be solved trivially by leveraging the orthogonal conditions (line 1, 3 in Alg. 5) and invariance of the barycentric coordinates under affine transformations, shown in Alg. 5.

The proposed algorithms above are designed to solve the Level 2 distance query problem. Although we did not present pseudo codes related to the witness points extraction, it's trivial to implement it in our framework and the underlying cost is negligible. In our following benchmarks, the distance query time of our method actually includes the witness point extraction part.

III. COLLISION DETECTION SUB-ROUTINE

According to the requirement level for collision detection defined in the problem formulation part, not all the operations in our algorithm are necessary for applications with a low level requirement. For example, the witness points and distance scalar are not needed for the Level 1

Algorithm 5: S1D(τ_k)

Input: $\tau_k = \{A, B\}$ the new simplex set
Output:
 W_k the minimal simplex set,
 λ barycentric coordinats,
 v_{k+1} the minimum distance vector
if $\overrightarrow{OA} \cdot \overrightarrow{AB} \geq 0$ **then**
 $W_k = \{A\}, \lambda = \{1.0\}, v_{k+1} = A, \tau_k = W_k$;
 return $[W_k, \lambda, v_{k+1}]$
if $\overrightarrow{OB} \cdot \overrightarrow{AB} \leq 0$ **then**
 $W_k = \{B\}, \lambda = \{1.0\}, v_{k+1} = B, \tau_k = W_k$;
 return $[W_k, \lambda, v_{k+1}]$;
 $sum = \overrightarrow{OA} \cdot \overrightarrow{AB} - \overrightarrow{OB} \cdot \overrightarrow{AB}$;
 $\lambda_u = \frac{-\overrightarrow{OB} \cdot \overrightarrow{AB}}{sum}, \lambda_v = \frac{\overrightarrow{OA} \cdot \overrightarrow{AB}}{sum}, \lambda = \{\lambda_u, \lambda_v\}$;
 $W_k = \tau_k, v_{k+1} = \lambda_u \cdot A + \lambda_v \cdot B$;
return $[W_k, \lambda, v_{k+1}]$;

Algorithm 6: GJK Collision Detection Algorithm

Input: Convex Shape: P, Q
Output: true for collision, otherwise false
Operation: card cardinality of a set
Parameter: k_{max} max iteration number allowed
Parameter: $\varepsilon \in R_{++}$ the positive tolerance
if $(\exists v \in (P \ominus Q)) \wedge (\|v\| \neq 0)$ **then**
 $v_{init} = v$;
else
 return true;
 $k = 0, v_1 = \text{Sp} \ominus \text{Q}(-v_{init})$;
 $\tau_k = \{v_1\}, W_k = \{v_1\}$;
do
 $k = k+1, w_k = \text{Sp} \ominus \text{Q}(-v_k)$;
 if $v_k \cdot w_k > 0$ **then**
 return false;
 else
 if card(W_k) == 2 **then**
 $\{A, B\} = W_k$;
 if $(A \times w_k) \cdot (B \times w_k) \leq 0$ **then**
 return true;
 $\tau_k = w_k \cup W_{k-1}$;
 $[W_k, \lambda, v_{k+1}] = \text{subdistance}(\tau_k)$;
 if $\|v_{k+1}\| \leq \varepsilon$ **then**
 return true;
while (card(W_k) < 3) \wedge ($k < k_{max}$);
return ($\|v_{k+1}\| < \varepsilon ? \text{true} : \text{false}$);

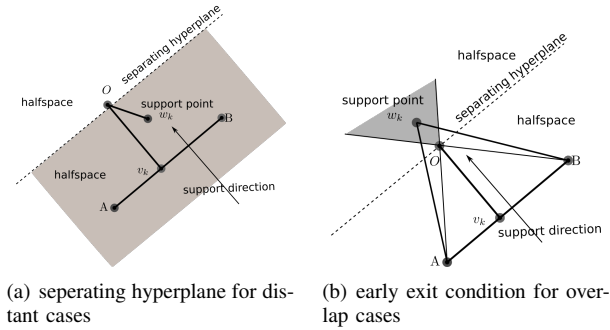


Fig. 2. early exit conditions for Level 1 collision detection

collision detection. Thus we present a specialized collision detection sub-routine that is able to tremendously improve the detection efficiency with only minor modifications on the exit conditions of the GJK. The modifications base on two facts. For distant collision detection cases, as long as the lower boundary of the distance is positive, there always exists a separating hyperplane between the origin O and the CSO polygon. w_k is the furthest point of CSO in $-v_k$ direction. The $v_k \cdot w_k > 0$ condition at line 5 of the Alg. 6 indicates w_k is not further than the hyperplane that is going through the origin while perpendicular to the last distance vector v_k . In fact, all the CSO vertices are in the halfspace that includes v_k . Since the origin O is in the other closed half space, $O \cap \text{CSO} = \emptyset$. In this case, there is no collision and the algorithm terminates, shown as Fig. 2(a). It also needs less iterations and computation resources to find this separating hyperplane than the exact final v_k . Clearly, this condition is able to filter out a large portion of distant cases, but not all. For example, for a support point w_k that is in the same half space with the origin O , it's possible that there is still no collision at all. This is a common speedup condition used by [9], [10] and many other implementations.

We go further by analysing the cases that w goes beyond the hyperplane. In fact, when the w_k is further than the hyperplane through the origin and falls into the region defined by the vertical angle region of $\angle AOB$ (shown as Fig. 2(b)), the triangle consisted of A, B, w_k encloses the origin O for sure. And this situation can be checked by a cheaper condition comparing to the barycode calculation. Thus there is no need to go through the sub-distance calculation process. This condition improves the efficiency for overlap cases further.

IV. RESULTS AND BENCHMARKS

In order to demonstrate the efficiency of our new GJK algorithm and its variants, we implement a benchmark dataset generator to randomly generate convex shapes (P, Q) with different vertex numbers (4, 8, 12, 16, 20, 24). To cover all the use cases of different applications for collision detection, we divide the dataset to three types: distant, touching and overlap cases according to the collision status between the P and Q shapes. Then we apply proper random SE2 transformations (1000 random cases per type) to above shapes according to the corresponding collision status

to get the final datasets. The random distant and overlap case datasets are trivial to get. The touching case dataset need a little bit more extra work. We start with the distant shape pairs and call the GJK algorithm of the Box2D to get the separating distance vector. Then by shifting one of the shapes according to the separating distance vectors, we generate the touching case dataset.

According to the requirements level for collision detection, we do two groups of benchmarks over above three types of random datasets: Level 1 collision detection benchmark, and Level 2 distance query benchmark. For Level 1 collision detection, we only care about whether it is collision-free or not. We compared our binary GJK (Alg. 6) implementation with that of Bullet (3D), FCL (3D), OpenGJK (3D), Box2D (2D). Among them, only FCL provides a 3D implementation of the binary GJK algorithm. For other libraries, we use their distance interfaces for Level 1 benchmark in this group. Besides, we also benchmark the separate axis theorem (SAT, 2D) algorithm in this group for comparison. For all the three cases, our binary version (green lines in Fig. 3(a)) performs much better than all the open-source implementations in terms of efficiency, including the most efficient open-source version – Box2D.

For Level 2 distance query benchmark, we compare our distance GJK implementation (Alg. 1) with that of Bullet, FCL, OpenGJK and Box2D. Since the SAT algorithm can't provide precise distance information, it's not considered in this benchmark group. Among them, Bullet (3D), FCL (3D) and Box2D (2D) use voronoi-based GJK implementations and OpenGJK (3D) employs SV-based GJK implementation. All the implementations are able to provide the right distance scalar. The results indicate 2D specialized GJK implementations provides remarkable improvements over 3D versions in efficiency. Our new GJK distance algorithm (green lines in Fig. 3(b)) is the most efficient algorithm in all random distant, touching and overlap cases. We also benchmark the distance implementation of polygon2d in Baidu Apollo. It takes hundreds of times more than ours, which is beyond the range of the figure. Thus we did not show their results in the Fig. 3. We provide the detailed benchmark runtime data in the appendix for your reference.

Another point that could affect the efficiency of GJK algorithms is the start support direction. A bad support direction will increase the iteration number of the GJK algorithm. There actually two common-used ways to pick a support direction. The first one is to use a fixed direction for every collision detection. The second is to use an arbitrary point in CSO as the support direction and the first simplex vertex as well. According to our tests, for a random dataset of convex shapes with 4 vertices, the second way is able to reduce the GJK calculation time to the half on average. Ours and Box2D both use the second way to pick the start support direction.

Since vertices of all the convex shapes are required to be counter-clock-wise in 2D, it's trivial to enhance the support function with the hill-climbing strategy to speed up the GJK algorithms. Thus we also benchmark our algorithms with

the hill-climbing support in these two benchmark groups. Due to the limited space, we do not present the exact pseudo codes of it here. It's trivial to implement in 2D without requirements for any special data structure. The corresponding results are shown as light blue lines in Fig. 3, which currently is the best in all cases. With the hill-climbing strategy, we can improve the efficiency further, especially for the convex shapes with many vertices.

All the benchmarks are done with the help of the google benchmark library on a PC with an Intel Xeon E3 processor at 2.8GHz and 8GB RAM in a Linux system. The proposed algorithms have been applied to the autonomous driving system at UISEE Technology Co. Ltd..

V. CONCLUSIONS

In this paper, we present a more efficient GJK algorithm to solve the collision detection and distance query problems in 2D. First, we propose a new barcode-based GJK distance algorithm to improve the efficiency of distance query. Then, we optimize the exit conditions of our GJK distance algorithm to provide a highly efficient collision detection sub-routine, which shows dramatic improvements on run-time for applications that only care about binary results. We benchmark our methods along with that of the well-known open-source collision detection libraries, such as Bullet, FCL, OpenGJK, Box2D, and Apollo over a range of random datasets. The results indicate that our methods and implementations outperform the state-of-the-art in both collision detection and distance query.

REFERENCES

- [1] J. Pan, S. Chitta, and D. Manocha, "Fcl: A general purpose library for collision and proximity queries," in *2012 IEEE International Conference on Robotics and Automation*. IEEE, 2012, pp. 3859–3866.
- [2] J. Pan, I. A. Şucan, S. Chitta, and D. Manocha, "Real-time collision detection and distance computation on point cloud sensor data," in *2013 IEEE International Conference on Robotics and Automation*. IEEE, 2013, pp. 3593–3599.
- [3] CGAL, "Cgal: The computational geometry algorithms library," 2010.
- [4] E. Coumans, "Bullet collision detection and physics library," <https://github.com/bulletphysics/bullet3>, 2013.
- [5] E. Catto, "Box2d," <https://github.com/erincatto/box2d>, 2020.
- [6] S. Gottschalk, "Separating axis theorem," Technical Report TR96-024, Department of Computer Science, UNC Chapel Hill, Tech. Rep., 1996.
- [7] M. C. Lin and J. F. Canny, "A fast algorithm for incremental distance calculation," in *ICRA*, vol. 91, 1991, pp. 9–12.
- [8] B. Mirtich, "V-clip: Fast and robust polyhedral collision detection," *ACM Transactions On Graphics (TOG)*, vol. 17, no. 3, pp. 177–208, 1998.
- [9] G. v. d. Bergen, "A fast and robust gjk implementation for collision detection of convex objects," *Journal of graphics tools*, vol. 4, no. 2, pp. 7–25, 1999.
- [10] S. Cameron, "Enhancing gjk: Computing minimum and penetration distances between convex polyhedra," in *Proceedings of international conference on robotics and automation*, vol. 4. IEEE, 1997, pp. 3112–3117.
- [11] M. Montanari, N. Petrinic, and E. Barbieri, "Improving the gjk algorithm for faster and more reliable distance queries between convex objects," *ACM Transactions on Graphics (TOG)*, vol. 36, no. 3, pp. 1–17, 2017.
- [12] E. Todorov, T. Erez, and Y. Tassa, "Mujoco: A physics engine for model-based control," in *2012 IEEE/RSJ International Conference on Intelligent Robots and Systems*. IEEE, 2012, pp. 5026–5033.
- [13] C. Ericson, *Real-time collision detection*. CRC Press, 2004.
- [14] D. Fišer, "libccd," <https://github.com/danfisis/libccd>, 2020.

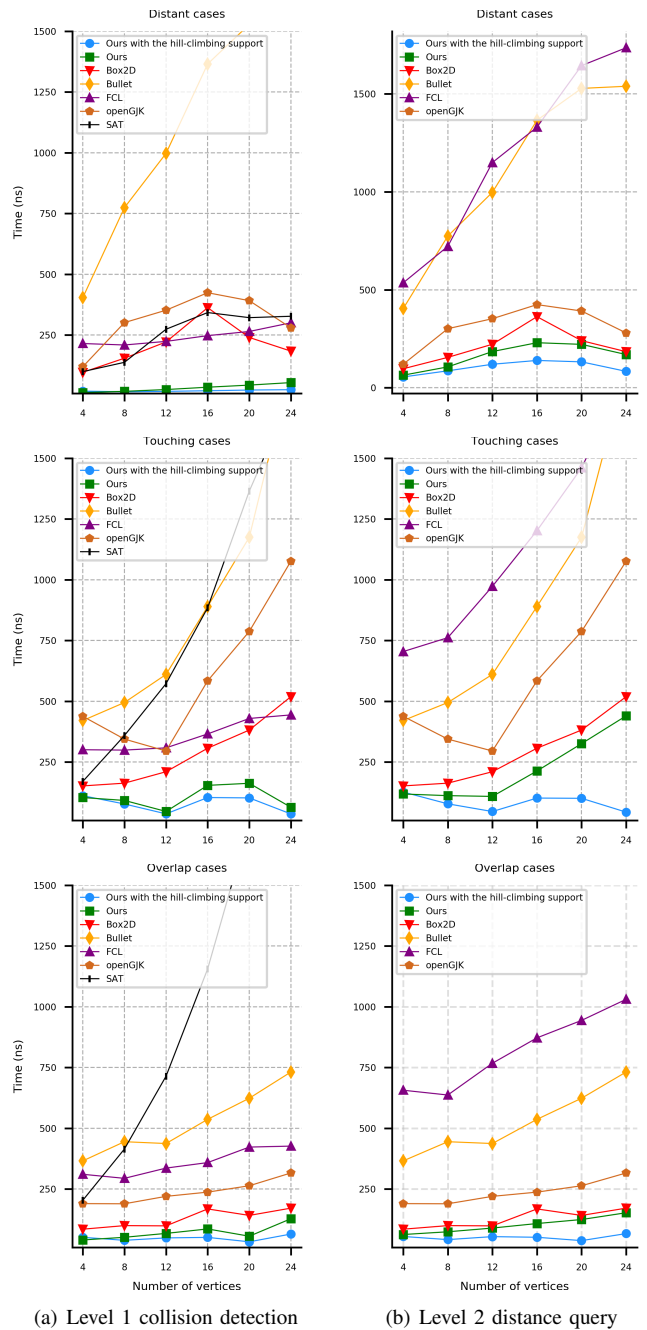


Fig. 3. GJK benchmarks

APPENDIX

The tables show the average time (in nanosecond) of different algorithms for one collision detection on the random datasets that is related to Fig. 3. HCS is short for the hill-climbing support. The Baidu Apollo is referred to its polygon2d distance implementation.

TABLE I. AVERAGE TIME FOR 4-VERTICES RANDOM DATASETS

Alg.	Distance (ns)			Collision (ns)		
	Distant	Overlapping	Touching	Distant	Overlapping	Touching
Box2D	96.77	84.93	151.92	96.77	84.93	151.92
SAT	-	-	-	99.62	203.92	170.26
Ours(without HCS)	63.85	62.99	118.61	13.45	40.63	104.05
Ours(with HCS)	54.92	54.95	126.73	19.22	51.54	111.59
FCL	535.41	656.78	704.75	215.19	310.85	300.77
Bullet	403.87	366.01	420.92	403.87	366.01	420.92
OpenGJK	119.66	190.09	438.25	119.66	190.09	438.25
Baidu Apollo	2731.96	549.41	2586.54	-	-	-

TABLE II. AVERAGE TIME FOR 8-VERTICES RANDOM DATASETS

Alg.	Distance (ns)			Collision (ns)		
	Distant	Overlapping	Touching	Distant	Overlapping	Touching
Box2D	154.77	99.63	163.24	154.77	99.63	163.24
SAT	-	-	-	137.83	414.83	359.05
Ours(without HCS)	106.25	74.25	111.90	18.50	51.58	92.18
Ours(with HCS)	86.13	42.07	78.21	16.90	39.13	77.63
FCL	721.65	637.04	761.84	209.25	294.20	299.31
Bullet	774.23	444.89	494.98	774.23	444.89	494.98
OpenGJK	301.28	189.47	344.58	301.28	189.47	344.58
Baidu Apollo	8593.92	7059.60	8381.86	-	-	-

TABLE III. AVERAGE TIME FOR 12-VERTICES RANDOM DATASETS

Alg.	Distance (ns)			Collision (ns)		
	Distant	Overlapping	Touching	Distant	Overlapping	Touching
Box2D	221.77	98.62	210.26	221.77	98.62	210.26
SAT	-	-	-	274.01	714.44	572.71
Ours(without HCS)	184.58	89.60	108.69	25.89	67.62	46.81
Ours(with HCS)	119.69	54.34	46.52	18.37	49.10	36.89
FCL	1149.75	767.70	973.09	224.02	336.34	308.55
Bullet	997.69	437.45	610.69	997.69	437.45	610.69
OpenGJK	352.38	220.07	295.60	352.38	220.07	295.60
Baidu Apollo	17864.63	16083.23	23822.42	-	-	-

TABLE IV. AVERAGE TIME FOR 16-VERTICES RANDOM DATASETS

Alg.	Distance (ns)			Collision (ns)		
	Distant	Overlapping	Touching	Distant	Overlapping	Touching
Box2D	362.73	168.27	307.07	362.73	168.27	307.07
SAT	-	-	-	342.67	1156.10	885.26
Ours(without HCS)	229.68	108.19	213.41	35.49	85.96	154.20
Ours(with HCS)	139.18	51.67	101.88	20.98	51.23	104.03
FCL	1330.37	872.25	1202.26	247.63	359.01	365.84
Bullet	1365.69	536.98	890.28	1365.69	536.98	890.28
OpenGJK	424.26	237.44	584.42	424.26	237.44	584.42
Baidu Apollo	30070.27	1973.60	29700.82	-	-	-

TABLE V. AVERAGE TIME FOR 20-VERTICES RANDOM DATASETS

Alg.	Distance (ns)			Collision (ns)		
	Distant	Overlapping	Touching	Distant	Overlapping	Touching
Box2D	240.20	141.63	381.77	240.20	141.63	381.77
SAT	-	-	-	321.73	1755.92	1364.87
Ours(without HCS)	221.33	124.68	325.81	44.15	56.04	162.70
Ours(with HCS)	131.98	37.95	100.88	23.84	33.00	102.61
FCL	1644.64	944.10	1460.72	264.87	422.83	429.47
Bullet	1528.36	623.79	1174.94	1528.36	623.79	1174.94
OpenGJK	391.63	263.68	787.58	391.63	263.68	787.58
Baidu Apollo	45164.85	11262.01	44436.56	-	-	-

TABLE VI. AVERAGE TIME FOR 24-VERTICES RANDOM DATASETS

Alg.	Distance (ns)			Collision (ns)		
	Distant	Overlapping	Touching	Distant	Overlapping	Touching
Box2D	183.96	171.54	519.16	183.96	171.54	519.16
SAT	-	-	-	327.45	2375.39	1757.84
Ours(without HCS)	169.26	152.61	440.28	54.47	127.93	63.94
Ours(with HCS)	83.41	66.83	44.02	25.25	64.97	36.56
FCL	1735.86	1030.91	1841.25	300.51	426.83	444.11
Bullet	1539.18	731.75	1876.92	1539.18	731.75	1876.92
OpenGJK	279.72	316.26	1076.67	279.72	316.26	1076.67
Baidu Apollo	64492.50	8090.15	64340.11	-	-	-