

Critical Scaling of Compression-Driven Jamming of Athermal Frictionless Spheres in Suspension

Anton Peshkov¹ and S. Teitel¹

¹*Department of Physics and Astronomy, University of Rochester, Rochester, NY 14627*
(Dated: April 5, 2021)

We numerically study a system of athermal, overdamped, frictionless spheres, as in a non-Brownian suspension, in two and three dimensions. Compressing the system isotropically at a fixed rate $\dot{\epsilon}$, we investigate the critical behavior at the jamming transition. The finite compression rate introduces a control time scale, which allows one to probe the critical time scale associated with jamming. As was found previously for steady-state shear-driven jamming, we find for compression-driven jamming that pressure obeys a critical scaling relation as a function of packing fraction ϕ and compression rate $\dot{\epsilon}$, and that the bulk viscosity $p/\dot{\epsilon}$ diverges upon jamming. A scaling analysis determines the critical exponents associated with the compression-driven jamming transition. Our results suggest that stress-isotropic, compression-driven, jamming may be in the same universality class as stress-anisotropic, shear-driven, jamming.

Athermal granular and related soft matter materials, such as non-Brownian suspensions, emulsions, and foams, all undergo a phase transition from a liquid-like state to a rigid disordered state as the packing fraction ϕ of the granular particles increases. This is the jamming transition [1, 2]. Here we focus on the behavior of frictionless particles, where jamming is like a continuous phase transition with respect to the behavior of the stress. Early studies of jamming focused on what we will call stress-isotropic jamming: mechanically stable jammed configurations are generated by isotropically compressing the system, or by energy quenching random initial configurations at fixed ϕ [2–6]. At low ϕ particles avoid each other and the pressure p vanishes. At a critical ϕ_J a system spanning rigid cluster forms and the pressure becomes finite, while the shear stress σ remains zero. Later studies investigated shear-driven jamming [7–16], where the system is uniformly sheared at a fixed strain rate $\dot{\gamma}$. For systems with a Newtonian rheology, such as particles in suspension, the system flows at low ϕ and small $\dot{\gamma}$ with a shear stress $\sigma \propto \dot{\gamma}$. Thus, for $\dot{\gamma} \rightarrow 0$, the viscosity $\eta = \sigma/\dot{\gamma}$ remains finite. However, above a critical ϕ_J , the system develops a non-zero yield stress $\sigma_0(\phi) = \lim_{\dot{\gamma} \rightarrow 0} \sigma > 0$ leading to a diverging viscosity. Because of this finite σ , we will refer to this as stress-anisotropic jamming. Given the different symmetry of anisotropic shear-driven jamming vs isotropic compression-driven jamming, it is natural to wonder if they belong to the same critical universality class, i.e., if the critical exponents describing singular behaviors are the same for any given dimensionality of the system. For equilibrium critical points, different symmetries often imply different universality classes [17].

In this work we consider this question by investigating the dynamical behavior of the unjammed state below ϕ_J , in order to probe the diverging time scale associated with jamming. In particular, we numerically compute the bulk viscosity $\zeta = p/\dot{\epsilon}$ of frictionless, overdamped, soft-core particles, isotropically compressed at finite compression rates $\dot{\epsilon}$. Although isotropic compression causes

the packing ϕ to steadily increase, and thus it does not produce a steady-state ensemble as does simple shearing, we nevertheless can compute ζ by averaging results over several different independent compression runs. Below jamming we find that ζ has a well defined limit as $\dot{\epsilon} \rightarrow 0$, which diverges as $\phi \rightarrow \phi_J$. We demonstrate that a simple critical scaling ansatz, found previously to apply for shear-driven jamming [8, 9], also applies to compression-driven jamming, thus uniting these two different thrusts of jamming research and providing a framework in which to numerically address the question of a common universality class. Our scaling analysis strongly suggests that the critical exponents of compression-driven jamming in two dimensions (2D) are the same as previously found for shear-driven jamming; the situation in three dimensions (3D) remains less clear.

Prior Works: Numerical works in 3D [18, 19] have argued for a common universality for athermal isotropic and anisotropic jamming, by looking at static “shear-jammed” configurations of soft-core spheres, obtained by applying a static shear strain to unjammed isotropic configurations, and increasing the shear strain until jamming occurs. The same scalings of pressure and contact number were obtained as were previously found in isotropic jamming [2]. Similar conclusions for *thermalized* hard-core spheres have been found in infinite-dimensional mean-field calculations [20] and in 3D simulations [19]. These works are concerned with the structural properties of static, mechanically stable, configurations at or above jamming, and do not probe the dynamics associated with a diverging time scale as one approaches jamming from below.

However, a connection between structural and dynamic properties was proposed in [21, 22] using a marginal-stability analysis. If $\eta_p = p/\dot{\gamma}$ is the pressure analog of shear viscosity in a shear-driven steady state, then [21, 22] argued that the exponent β , which characterizes the divergence of η_p as jamming is approached from below, is determined by the exponent θ that describes the distribution of small contact forces between

particles in configurations exactly at jamming. In other works [23, 24], this viscosity η_p was found to scale proportional to the decay time τ for a sheared configuration to relax to zero energy after the driving strain is turned off. Recently, a direct calculation [25] of τ from the dynamical matrix of jammed configurations was found to give the same relationship between τ and θ as in [21, 22].

If these marginal-stability arguments are correct (see [26] for further discussion), and if the exponent θ has the same value in stress-isotropic jammed configurations as in stress-anisotropic jammed configurations, it could imply a common universality for dynamic behavior. Such a common value for θ was found for thermalized hard spheres at jamming in [19, 20]. However it remains unclear whether the properties of the thermally equilibrated, mechanically stable, shear-jammed states of [19, 20] are necessarily the same as in the athermal, non-equilibrium, steady-state of shear-driven jamming.

Experimental support for the critical scaling of shear-driven flow curves in 3D has been found in both non-Brownian suspensions [27, 28] and emulsions [29–31]. However, the critical exponents $\beta \approx 1.7 - 2$ found in these works are significantly smaller than that given by the above theoretical prediction, $\beta = 2.83$ [26], possibly because the data used in these experiments span too wide a range of packing ϕ . We are unaware of any similar experimental investigations for the divergence of relaxation times or bulk viscosity in *athermal* compression-driven systems.

Recently, numerical simulations have been used to investigate dynamic behavior below the jamming ϕ_J . As a direct probe of diverging time scales upon approaching jamming from below, Ikeda et al. [32] measured the decay time τ as 3D configurations relax to zero energy according to overdamped equations of motion. For both stress-isotropic random initial configurations, and for stress-anisotropic initial configurations sampled from steady-state shearing, they found τ to collapse to a common curve, with a common divergence as $\phi \rightarrow \phi_J$, thus suggesting the same critical universality. However, a more recent work [33] by several of the same authors of [32] questions these results. While the predictions of [21, 22, 25], relating the divergence of τ to the force exponent θ , appear to hold for small system sizes, once the number of particles N in the system is sufficiently large, they found that $\tau \sim \ln N$ for $\phi < \phi_J$; thus τ would seem to have no proper thermodynamic limit. It is therefore important to re-examine this question numerically, using a method alternative to τ , to probe the time scale associated with jamming as $\phi \rightarrow \phi_J$ from below.

To do so, we consider here isotropic compression at a finite rate $\dot{\epsilon}$ [34] of soft-core, overdamped, athermal spheres, as in a non-Brownian suspension, in both 2D and 3D. The finite rate $\dot{\epsilon}$ introduces a control time by which one can probe the time scale associated with jamming. Measuring the bulk viscosity $\zeta = p/\dot{\epsilon}$, we find no finite-size effect, as was claimed for τ in [33]. Considering soft spheres allows us to measure not only how ζ diverges

below ϕ_J , but also how p behaves above ϕ_J . We can then compare these results against previous simulations of the viscosity η_p in the shear-driven steady-state.

Model: Our model consists of bidisperse, frictionless, soft-core spheres, with equal numbers of big and small spheres with diameter ratio $d_b/d_s = 1.4$ [2]. For particles with center of mass positions \mathbf{r}_i , and $r_{ij} = |\mathbf{r}_i - \mathbf{r}_j|$, two particles interact with a one-sided harmonic contact potential, $U(r_{ij}) = \frac{1}{2}k_e(1 - r_{ij}/d_{ij})^2$, whenever their separation $r_{ij} < d_{ij} = (d_i + d_j)/2$. The elastic force on i , due to contact with j , is thus $\mathbf{f}_{ij}^{\text{el}} = -dU(r_{ij})/d\mathbf{r}_i$, and the total elastic force on i is $\mathbf{f}_i^{\text{el}} = \sum_j \mathbf{f}_{ij}^{\text{el}}$, where the sum is over all j in contact with i . Particles also experience a dissipative drag force $\mathbf{f}_i^{\text{dis}}$ with respect to a suspending host medium. We take $\mathbf{f}_i^{\text{dis}} = -k_d V_i [\mathbf{v}_i - \mathbf{v}_{\text{host}}(\mathbf{r}_i)]$, where V_i is the volume of particle i , and $\mathbf{v}_i = d\mathbf{r}_i/dt$. For uniform compression we define the local velocity of the host medium as $\mathbf{v}_{\text{host}}(\mathbf{r}) = -\dot{\epsilon}\mathbf{r}$. This simple model has been widely used for sheared suspensions [7, 8, 10, 15, 21, 22, 35–40]. Particles obey the equation of motion, $m_i[d\mathbf{v}_i/dt] = \mathbf{f}_i^{\text{el}} + \mathbf{f}_i^{\text{dis}}$, where m_i is the mass of particle i , which we take proportional to its volume V_i .

To simulate our model, we use dimensionless units of length, energy, and time so that $d_s = 1$, $k_e = 1$, and $t_0 = (D/2)k_d V_s d_s^2/k_e = 1$, where $D = 2, 3$ is the dimensionality of the system. We define the quality factor $Q \equiv \tau_d/\tau_e = \sqrt{m_s k_e}/k_d V_s d_s$ as the ratio of the dissipative time $\tau_d = m_s/(k_d V_s)$ and the elastic time $\tau_e = \sqrt{m_s d_s^2/k_e}$ [41]. Note, $t_0 = (D/2)\tau_e/Q$. We set the mass of the small particles m_s so that $Q = 0.01$ in 2D and 0.0225 in 3D, which puts our system in the strongly overdamped limit $Q < 1$ where p is independent of Q [41]. We use LAMMPS [42] to integrate the equations of motion, using a time step of $\Delta t/t_0 = 0.01$. Our system consists of N particles in a cubic (square) box of length L . We compress by decreasing the box length at a fixed strain rate, $dL/dt = -\dot{\epsilon}L$, while the particles are acted on by the compressing host medium via $\mathbf{f}_i^{\text{dis}}$. This results in an increasing packing fraction $\phi = N(V_s + V_b)/(2L^D)$. We take periodic boundary conditions in all directions. Compressing our system at rates from $\dot{\epsilon} = 10^{-5}$ down to $10^{-8.5}$, we measure the pressure p of the elastic forces from the stress tensor $L^{-D} \sum_{i < j} \mathbf{f}_{ij}^{\text{el}} \otimes (\mathbf{r}_i - \mathbf{r}_j)$, as a function of the packing ϕ . To check for finite-size effects, we compare systems with $N = 16384$ and $N = 32768$ particles, averaging over 10 independent random initial configurations for each size. Further details of our compression protocol can be found in our supplemental material [26].

Results: In Fig. 1 we plot our results for pressure p and bulk viscosity $\zeta = p/\dot{\epsilon}$ in both 2D and 3D. No finite size effect is observed in our data (see supplemental material [26] for details). Our results are qualitatively similar to results seen for pressure and shear viscosity in shear-driven jamming [8, 9]. From the trends observed as $\dot{\epsilon}$ decreases, our results suggest the following limiting behavior as $\dot{\epsilon} \rightarrow 0$: below ϕ_J , p vanishes while ζ approaches a constant; above ϕ_J , p stays finite while ζ diverges. As $\phi \rightarrow \phi_J$ from above, p vanishes continuously; as $\phi \rightarrow \phi_J$

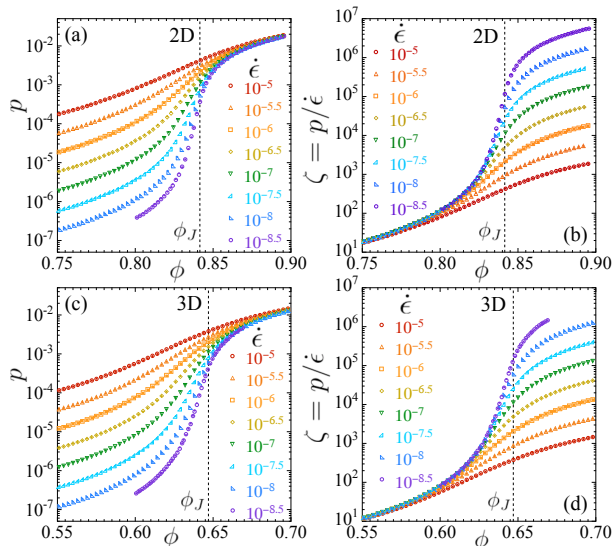


FIG. 1. (a) Pressure p and (b) bulk viscosity $\zeta = p/\dot{\epsilon}$ vs packing ϕ , for different compression rates $\dot{\epsilon}$ in two dimensions, and (c) p and (d) ζ in three dimensions. The vertical dashed lines locate the jamming ϕ_J . Results for $N = 16384$ particles are shown as open symbols, while results for $N = 32768$ are solid symbols. No dependence on N is observed. Error bars are roughly the size of the data symbols.

from below, ζ diverges continuously, demonstrating the existence of a diverging time scale in compression-driven jamming. This is our first key result.

To confirm the above behavior, we posit that pressure obeys a critical scaling equation of the same form found in shear-driven jamming [7–10, 38],

$$p = \dot{\epsilon}^q f(\delta\phi/\dot{\epsilon}^{1/z\nu}), \quad \delta\phi \equiv \phi - \phi_J \quad (1)$$

where $f(x)$ is an unknown scaling function. Since we observe that $\zeta = p/\dot{\epsilon}$ approaches a finite limit as $\dot{\epsilon} \rightarrow 0$ below ϕ_J , Eq. (1) implies that $f(x \rightarrow -\infty) \sim |x|^{-(1-q)z\nu}$, so that for $\phi < \phi_J$,

$$\lim_{\dot{\epsilon} \rightarrow 0} \zeta \sim |\phi - \phi_J|^{-\beta}, \quad \beta = (1-q)z\nu. \quad (2)$$

Above ϕ_J , we observe that p approaches a finite limit as $\dot{\epsilon} \rightarrow 0$, so Eq. (1) implies that $f(x \rightarrow +\infty) \sim x^{qz\nu}$, so that for $\phi > \phi_J$,

$$\lim_{\dot{\epsilon} \rightarrow 0} p \sim (\phi - \phi_J)^y, \quad y = qz\nu \quad (3)$$

Note, the exponent β is expected to be independent of the specific form of the elastic contact potential since it describes behavior in the $\dot{\epsilon} \rightarrow 0$ hard-core limit [10]; the exponent y , however, is sensitive to the power-law of the contact potential [2, 10]. A review of scaling in the context of shear-driven jamming may be found in [9].

Since we find no size dependence in our data, we average the results from our $N = 16384$ and 32768 systems together, so as to improve our statistics. Expanding the

log of the scaling function as a fifth-order polynomial, $\ln f(x) = \sum_{n=0}^5 c_n x^n$, we fit our data to Eq. (1), regarding ϕ_J , q , $1/z\nu$ and the c_n as free fitting parameters.

The scaling form (1) holds only asymptotically close to the critical point, i.e., $\phi \rightarrow \phi_J$, $\dot{\epsilon} \rightarrow 0$. To test that our fits are stable and self-consistent, we fit to Eq. (1) using different windows of data, with $\phi \in [\phi_{\min}, \phi_{\max}]$ and $\dot{\epsilon} \leq \dot{\epsilon}_{\max}$, to see how our fitted parameters vary as we shrink the data window closer to the critical point. Since our polynomial expansion for the scaling function $f(x)$ should be good only for small x , we also restrict the data used in the fit to satisfy $|x| \leq 1$.

In Fig. 2 we show the results from such fits, comparing 2D and 3D systems. In Fig. 2(a) we show the jamming ϕ_J , in 2(b) the exponent β , in 2(c) the exponent y , and in 2(d) the χ^2/n_f of the fit, where n_f is the number of degrees of freedom of the fit. All quantities are plotted vs $\dot{\epsilon}_{\max}$ for three different ranges of $[\phi_{\min}, \phi_{\max}]$. We use the jackknife method to estimate errors (one standard deviation statistical error) and bias-corrected averages of these parameters. We see that the fitted parameters remain constant, within the estimated errors, as $\dot{\epsilon}_{\max}$ decreases and we vary the range of ϕ . This suggests that our fits are stable and self-consistent, with no need to include corrections-to-scaling in the analysis, such as has been found to be necessary for simple shearing [8, 9]. The χ^2/n_f decrease as we narrow the window closer to the critical point; for our narrowest window in ϕ the χ^2/n_f remain roughly constant at the two smallest $\dot{\epsilon}_{\max}$, another indication of the good quality of our fits. It is difficult, however, to assess the significance of the numerical value of χ^2/n_f ; unlike for shearing, where each data point $(\phi, \dot{\gamma})$ represents an average over a steady-state shearing ensemble that is independent of its starting configuration [6], for compression the configuration at a given $(\phi, \dot{\epsilon})$ is in general strongly correlated with the configuration at the previous compression step $(\phi - \Delta\phi, \dot{\epsilon})$, and so the estimated errors on the data points are similarly correlated.

Fig. 2 shows that the exponents β and y are different comparing 2D with 3D, in agreement with recent results for simple shearing [23]. Thus jamming criticality in 2D seems to be different from that in 3D. This is our second key result. Taking the fit for the narrowest range $[\phi_{\min}, \phi_{\max}]$ and $\dot{\epsilon}_{\max} = 10^{-6.5}$ as representative, we use those parameters to make a scaling collapse of our data in Fig. 3, plotting $p/\dot{\epsilon}^q$ versus $(\phi - \phi_J)/\dot{\epsilon}^{1/z\nu}$. We see an excellent data collapse, which extends well outside the data window that was used to determine the fit parameters. However, when $\delta\phi/\dot{\epsilon}^{1/z\nu} \lesssim -2$, we see that the data depart from a common scaling curve at the larger values of $\dot{\epsilon}$. We believe this is due to the effect of corrections-to-scaling that become more significant as $\dot{\epsilon}$ increases and one goes further from the critical point.

From the fits of Fig. 3 we find the following critical parameters. In 2D we have, $\phi_J = 0.8415 \pm 0.0003$, $\beta = 2.63 \pm 0.09$, and $y = 1.12 \pm 0.04$. We can compare these to the values found in simple shearing, in which

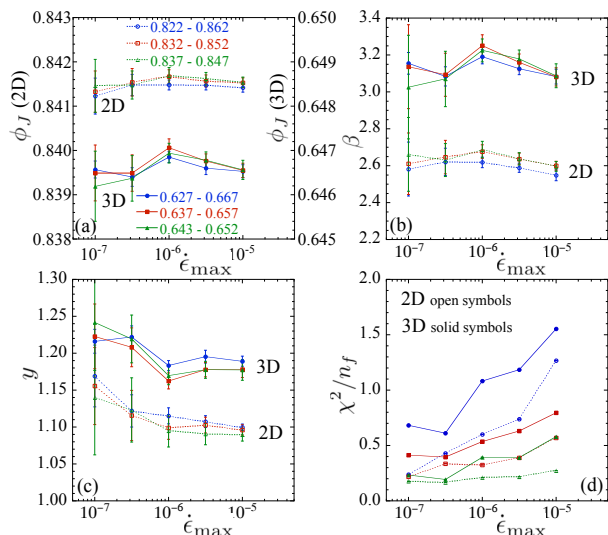


FIG. 2. Critical scaling parameters (a) ϕ_J , (b) β , (c) y , and (d) the χ^2/n_f of the fits, vs the upper limit of compression rate $\dot{\epsilon}_{\max}$ used in the fit, for three different ranges of $\phi \in [\phi_{\min}, \phi_{\max}]$. Each panel shows results for both 2D and 3D systems. We use the jackknife method to compute the estimated errors and bias-corrected averages of the fit parameters. The data symbols in all panels follow the legend shown in (a); open symbols and dotted lines are for 2D, solid symbols and solid lines are for 3D. Note in (a) that the scale for ϕ_J in 2D is on the left, while the scale for ϕ_J in 3D is on the right.

case β is the exponent associated with the divergence of the pressure analog of the shear viscosity, $\eta_p = p/\dot{\gamma}$. For shearing of the same model system as considered here, Ref. [8] gives $\phi_J = 0.8435 \pm 0.0002$, $\beta = 2.77 \pm 0.20$, and $y = 1.08 \pm 0.03$, while Ref. [10] gives $\phi_J = 0.8433 \pm 0.0001$, $\beta = 2.58 \pm 0.10$, and $y = 1.09 \pm 0.01$. We thus find that the values of the exponents β and y , found here for compression-driven jamming, agree completely, within the estimated errors, with those found for simple shearing. In 2D, compression-driven and shear-driven jamming appear to be in the same universality class. This is our third key result.

Note, our ϕ_J for compression-driven jamming is slightly lower than that found for shear-driven jamming. It is well known [4–6] that the value of ϕ_J can depend on the jamming protocol, and that the isotropic jamming ϕ_J found from rapid quenches of random initial configurations is lower than that found from shear-driven jamming. We can compare our ϕ_J for compression-driven jamming with previous values for isotropic rapid quenches. In [43], O’Hern et al. find $\phi_J = 0.842$, while in [44] Våberg et al. find 0.84177 ± 0.00001 . Both agree, within the estimated errors, with our compression-driven value above.

For our 3D system we find, $\phi_J = 0.6464 \pm 0.0005$, $\beta = 3.07 \pm 0.15$, and $y = 1.22 \pm 0.03$. Our value of ϕ_J is a bit lower than the $\phi_J = 0.648$ found for the same model

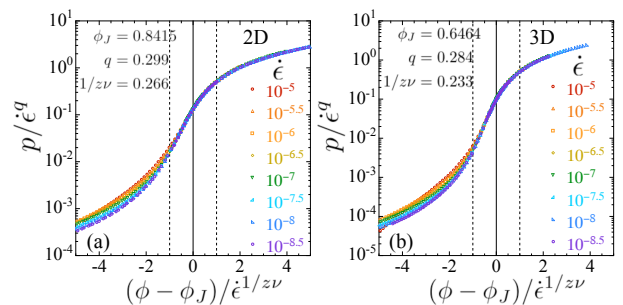


FIG. 3. Scaling collapses showing $p/\dot{\epsilon}$ vs $(\phi - \phi_J)/\dot{\epsilon}^{1/z\nu}$ for (a) our 2D system, and (b) our 3D system. The values of ϕ_J , q , and $1/z\nu$ used in making these plots come from our fits for $\dot{\epsilon}_{\max} = 10^{-6.5}$ and the narrow range of $[\phi_{\min}, \phi_{\max}]$. The points within this data window, that are used to make the fit, are shown as solid symbols; the points that are not used in the fit are shown as open symbols. We see a good collapse even for data that lies well outside the data window used in the fit. The vertical solid line locates the jamming $\delta\phi = 0$; the vertical dashed lines denote the additional constraint $|x| \leq 1$ for data used in the fit.

with the rapid quench protocol [43], and the $\phi_J = 0.6481$ found by Chaudhuri et al. [4] for a more complicated isotropic compression/decompression protocol that starts at a low ϕ_{init} ; neither of these works give an estimate for the error in their values. As in 2D, our 3D compression-driven value of ϕ_J is slightly lower than values found for simple shearing of the same model, $\phi_J = 0.6474$ in [39] and [40], and $\phi_J = 0.6491 \pm 0.0001$ in [23].

Concerning the critical exponents in 3D models of overdamped sheared suspensions, numerical simulations on hard-core spheres by Lerner et al. [39] find $\beta = 1/0.34 = 2.94$, while a later work of the same group, DeGiuli et al. [21], find $\beta = 1/0.36 = 2.8$. Simulations on soft-core spheres by Kawaski et al. [40] find $\beta = 1/0.391 = 2.56$. None of these works discuss the exponent y . More recent work by Olsson [23], using a scaling analysis that includes corrections-to-scaling, finds $\beta = 3.8 \pm 0.1$ and $y = 1.16 \pm 0.01$. Olsson has argued that other works find a smaller value of β because they do not probe close enough to the critical point. Given the disagreement among these values of β for 3D simple shearing, our value of $\beta \approx 3.1$ for compression-driven jamming could be consistent with a common universality class. The situation remains to be clarified. See our supplemental material [26] for a comparison of β with the marginal-stability predictions.

Note, the values of y that we find from compression are in reasonable agreement with the values found from shearing. That $y > 1$ for compression in both 2D and 3D is surprising since it has generally been believed [2, 4] that $y = 1$ for our harmonic contact interaction.

The above results were obtained by averaging together independent runs at constant values of the packing ϕ . In our supplemental material [26] we repeat our scaling analysis, but averaging our runs at constant values of the average particle contact number Z . We find no dif-

ference in any of the critical parameters between these two methods of averaging.

To summarize, we have carried out simulations of compression-driven jamming in a model of frictionless soft-core spheres in suspension, in two and three dimensions. Using the compression rate $\dot{\epsilon}$ as a scaling variable, in addition to the distance to jamming $\delta\phi$, we find that the pressure, and hence the bulk viscosity ζ , obey a critical scaling law (1) of the same form as found previously for shear-driven jamming. A diverging ζ demonstrates that compression is characterized by a finite time scale that diverges as $\phi \rightarrow \phi_J$ from below. Unlike the claims in [33] for the relaxation time τ , where $\ln N$ finite size effects were seen for $\phi \leq 0.83$ in 2D systems of size $N \geq 4096$, and for $\phi \leq 0.57$ in 3D systems of size $N \geq 1024$, we observe no such finite size effects in the bulk viscosity ζ for the entire range of ϕ and $\dot{\epsilon}$ we have used in our systems

with $N = 16384$ and 32768 . Our results indicate that isotropic, compression-driven, jamming in 2D and 3D have different critical exponents. For 2D our results suggest that stress-isotropic, compression-driven, jamming is in the same universality class as stress-anisotropic, shear-driven, jamming. For 3D the situation is less clear, but our results could also be consistent with a common universality class.

ACKNOWLEDGMENTS

We thank P. Olsson, T. A. Marschall, M. A. Moore and H. Ikeda for helpful discussions. This work was supported by National Science Foundation Grant No. DMR-1809318. Computations were carried out at the Center for Integrated Research Computing at the University of Rochester.

-
- [1] A. J. Liu and S. R. Nagel, The jamming transition and the marginally jammed solid, *Annu. Rev. Condens. Matter Phys.* **1**, 347 (2010).
 - [2] C. S. O'Hern, L. E. Silbert, A. J. Liu, and S. R. Nagel, Jamming at zero temperature and zero applied stress: The epitome of disorder, *Phys. Rev. E* **68**, 011306 (2003).
 - [3] M. Wyart, L. E. Silbert, S. R. Nagel, and T. A. Witten, Effects of compression on the vibrational modes of marginally jammed solids, *Phys. Rev. E* **72**, 051306 (2005).
 - [4] P. Chaudhuri, L. Berthier, and S. Sastry, Jamming transitions in amorphous packings of frictionless spheres occur over a continuous range of volume fractions, *Phys. Rev. Lett.* **104**, 165701 (2010).
 - [5] M. Pica Ciamarra, A. Coniglio, and A. de Candia, Disordered jammed packings of frictionless spheres, *Soft Matter* **6**, 2975 (2010).
 - [6] D. Vågberg, P. Olsson, and S. Teitel, Glassiness, rigidity, and jamming of frictionless soft core disks, *Phys. Rev. E* **83**, 031307 (2011).
 - [7] P. Olsson and S. Teitel, Critical scaling of shear viscosity at the jamming transition, *Phys. Rev. Lett.* **99**, 178001 (2007).
 - [8] P. Olsson and S. Teitel, Critical scaling of shearing rheology at the jamming transition of soft-core frictionless disks, *Phys. Rev. E* **83**, 030302(R) (2011).
 - [9] D. Vågberg, P. Olsson, and S. Teitel, Critical scaling of Bagnold rheology at the jamming transition of frictionless two-dimensional disks, *Phys. Rev. E* **93**, 052902 (2016).
 - [10] P. Olsson and S. Teitel, Herschel-Bulkley shearing rheology near the athermal jamming transition, *Phys. Rev. Lett.* **109**, 108001 (2012).
 - [11] T. Hatano, Scaling properties of granular rheology near the jamming transition, *J. Phys. Soc. Jpn.* **77**, 123002 (2008).
 - [12] T. Hatano, Growing length and time scales in a suspension of athermal particles, *Phys. Rev. E* **79**, 050301(R) (2009).
 - [13] T. Hatano, Critical scaling of granular rheology, *Prog. Theor. Phys. Suppl.* **184**, 143 (2010).
 - [14] M. Otsuki and H. Hayakawa, Critical behaviors of sheared frictionless granular materials near the jamming transition, *Phys. Rev. E* **80**, 011308 (2009).
 - [15] C. Heussinger and J.-L. Barrat, Jamming transition as probed by quasistatic shear flow, *Phys. Rev. Lett.* **102**, 218303 (2009).
 - [16] C. Heussinger, P. Chaudhuri, and J.-L. Barrat, Fluctuations and correlations during the shear flow of elastic particles near the jamming transition, *Soft Matter* **6**, 3050 (2010).
 - [17] P. M. Chaiken and T. C. Lubensky, *Principles of condensed matter physics* (Cambridge University Press, 1995), see section 5.4.
 - [18] M. Baity-Jesi, C. P. Goodrich, A. J. Liu, S. R. Nagel, and J. P. Sethna, Emergent SO(3) symmetry of the frictionless shear jamming transition, *J. Stat. Phys.* **167**, 735 (2017).
 - [19] Y. Jin and H. Yoshino, A jamming plane of sphere packings, arXiv:2003.10814 (2020).
 - [20] P. Urbani and F. Zamponi, Shear Yielding and Shear Jamming of Dense Hard Sphere Glasses, *Phys. Rev. Lett.* **118**, 038001 (2017).
 - [21] E. DeGiuli, G. Düring, E. Lerner, and M. Wyart, Unified theory of inertial granular flows and non-Brownian suspensions, *Phys. Rev. E* **91**, 062206 (2015).
 - [22] G. Düring, E. Lerner, and M. Wyart, Effect of particle collisions in dense suspension flows, *Phys. Rev. E* **94**, 022601 (2016).
 - [23] P. Olsson, Dimensionality and viscosity exponent in shear-driven jamming, *Phys. Rev. Lett.* **122**, 108003 (2019).
 - [24] P. Olsson, Relaxation times and rheology in dense athermal suspensions, *Phys. Rev. E* **91**, 062209 (2015).
 - [25] H. Ikeda, Relaxation time below jamming, *J. Chem. Phys.* **153**, 126102 (2020).
 - [26] Supplemental Material at [appended] discusses details of our compression protocol, tests for the absence of finite

- size effects, the fluctuations between different independent compression runs, the predictions of the marginal-stability analysis, and results when we average samples at constant average contact number Z , rather than at constant packing ϕ .
- [27] K. N. Nordstrom, E. Verneuil, P. E. Arratia, A. Basu, Z. Zhang, A. G. Yodh, J. P. Gollub, and D. J. Durian, Microfluidic rheology of soft colloids above and below jamming, *Phys. Rev. Lett.* **105**, 175701 (2010).
- [28] F. Boyer, É. Guazzelli, and O. Pouliquen, Unifying Suspension and Granular Rheology, *Phys. Rev. Lett.* **107**, 188301 (2011).
- [29] J. Paredes, M. A. J. Michels, and D. Bonn, Rheology across the zero-temperature jamming transition, *Phys. Rev. Lett.* **111**, 015701 (2013).
- [30] M. Dinkgreve, J. Paredes, M. A. J. Michels, and D. Bonn, Universal rescaling of flow curves for yield-stress fluids close to jamming, *Phys. Rev. E* **92**, 012305 (2015); see appendix C for a further literature review.
- [31] M. Dinkgreve, M. A. J. Michels, T. G. Mason, and D. Bonn, Crossover between athermal jamming and the thermal glass transition of suspensions, *Phys. Rev. Lett.* **121**, 228001 (2018).
- [32] A. Ikeda, T. Kawasaki, L. Berthier, K. Saitoh, and T. Hatano, Universal relaxation dynamics of sphere packings below jamming, *Phys. Rev. Lett.* **124**, 058001 (2020).
- [33] Y. Nishikawa, A. Ikeda, and L. Berthier, Relaxation dynamics of non-Brownian spheres below jamming, *J. Stat. Phys.* **182**, 37 (2021).
- [34] Compression at a finite rate has been considered in, A. Donev, F. H. Stillinger, and S. Torquato, Do Binary Hard Disks Exhibit an Ideal Glass Transition?, *Phys. Rev. Lett.* **96**, 225502 (2006); F. Stillinger and S. Torquato, Configurational entropy of binary hard-disk glasses: Nonexistence of an ideal glass transition, *J. Chem. Phys.* **127**, 124509 (2007). However they studied inertial hard spheres with elastic collisions and an initial velocity distribution sampled at a finite temperature, as might describe a thermal glass; they did not investigate the critical behavior at jamming.
- [35] D. J. Durian, Foam mechanics at the bubble scale, *Phys. Rev. Lett.* **75**, 4780 (1995) and Bubble-scale model of foam mechanics: Melting, nonlinear behavior, and avalanches, *Phys. Rev. E* **55**, 1739 (1997).
- [36] S. Tewari, D. Schiemann, D. J. Durian, C. M. Knobler, S. A. Langer, and A. J. Liu, Statistics of shear-induced rearrangements in a two-dimensional model foam, *Phys. Rev. E* **60**, 4385 (1999).
- [37] B. Andreotti, J.-L. Barrat, and C. Heussinger, Shear flow of non-brownian suspensions close to jamming, *Phys. Rev. Lett.* **109**, 105901 (2012).
- [38] D. Vågberg, P. Olsson, and S. Teitel, Universality of jamming criticality in overdamped shear-driven frictionless disks, *Phys. Rev. Lett.* **113**, 148002 (2014).
- [39] E. Lerner, G. Düring, and M. Wyart, A Unified framework for non-Brownian suspension flows and soft amorphous solids, *Proc. Natl. Acad. Sci. U.S.A.* **109**, 4798 (2012).
- [40] T. Kawasaki, D. Coslovich, A. Ikeda, and L. Berthier, Diverging viscosity and soft granular rheology in non-Brownian suspensions, *Phys. Rev. E* **91**, 012203 (2015).
- [41] D. Vågberg, P. Olsson, and S. Teitel, Dissipation and rheology of sheared soft-core frictionless disks below jamming, *Phys. Rev. Lett.* **112**, 208303 (2014).
- [42] See: <https://lammps.sandia.gov/>
- [43] C. S. O’Hern, S. A. Langer, A. J. Liu, and S. R. Nagel, Random Packings of Frictionless Particles, *Phys. Rev. Lett.* **88**, 075507 (2002).
- [44] D. Vågberg, D. Valdez-Balderas, M. A. Moore, and P. Olsson and S. Teitel, “Finite-size scaling at the jamming transition: Corrections to scaling and the correlation-length critical exponent,” *Phys. Rev. E* **83**, 030303(R) (2011)

Critical Scaling of Compression-Driven Jamming of Athermal Frictionless Spheres in Suspension

Supplemental Material

Anton Peshkov and S. Teitel

Department of Physics and Astronomy, University of Rochester, Rochester, NY 14627

I. COMPRESSION PROTOCOL

To initiate our simulations, we start with configurations of randomly positioned particles at a small packing fraction ϕ_{init} . To remove the large unphysical particle overlaps present in such configurations, we relax them towards a zero energy state, using our equations of motion without compression ($\dot{\epsilon} = 0$). We then continue the simulations, compressing at a finite rate $\dot{\epsilon}$ as described in the main text. We find that the pressure p , as one approaches the jamming ϕ_J , is independent of the starting ϕ_{init} , provided ϕ_{init} was taken sufficiently small.

To verify this, we performed test runs in 2D, starting with different values of $\phi_{\text{init}} = 0.3 - 0.8$, with a small system size of $N = 1024$ particles compressed at a fixed rate $\dot{\epsilon} = 10^{-7}$. In Fig. SM-1(a) we plot the resulting pressure p vs packing ϕ . We see that $p(\phi)$ does depend on the value of ϕ_{init} at the early stages of compression. However, as the system compresses and ϕ increases, the curves for different ϕ_{init} approach a common limiting curve. Since, for our critical scaling analysis, we are only interested in behavior near jamming, for the 2D simulations described in the main text we chose $\phi_{\text{init}} = 0.4$. Fig. SM-1(a) shows that this is small enough to remove all effects of the specific value of ϕ_{init} on the values of p for $\phi \gtrsim 0.8$. For our 3D system we chose $\phi_{\text{init}} = 0.2$. Note, in Fig. SM-1(a) we also show as the open black squares our results for the $N = 32768$ system that was used in the main text. We see that these agree perfectly with the data from the smaller $N = 1024$, indicating that the desired value of ϕ_{init} does not depend on N .

For the large system sizes $N = 16384$ and 32768 used in the main text, starting compression from the above small ϕ_{init} becomes too time consuming at the slower compression rates, as one would spend much of the simulation time in the uninteresting region of low ϕ . To simulate more efficiently, we have adopted the following protocol. For our largest compression rate $\dot{\epsilon} = 10^{-5}$ we compress from the small ϕ_{init} as described above. For the next smaller rate, however, we initiate the simulation with a configuration taken from the $\dot{\epsilon} = 10^{-5}$ run at some larger $\phi'_{\text{init}} > \phi_{\text{init}}$. This configuration is then compressed at the smaller rate $\dot{\epsilon}$. Provided ϕ'_{init} is small enough to be in the linear rheology regime where $p/\dot{\epsilon}$ is independent of $\dot{\epsilon}$, we find that the pressure in the initial configuration taken from the $\dot{\epsilon} = 10^{-5}$ run rapidly drops to the value appropriate for the smaller rate, and then follows a smooth curve that is independent of the value of ϕ'_{init} . We use the same algorithm for each successive $\dot{\epsilon}$, initializing the run from the previous larger rate, using

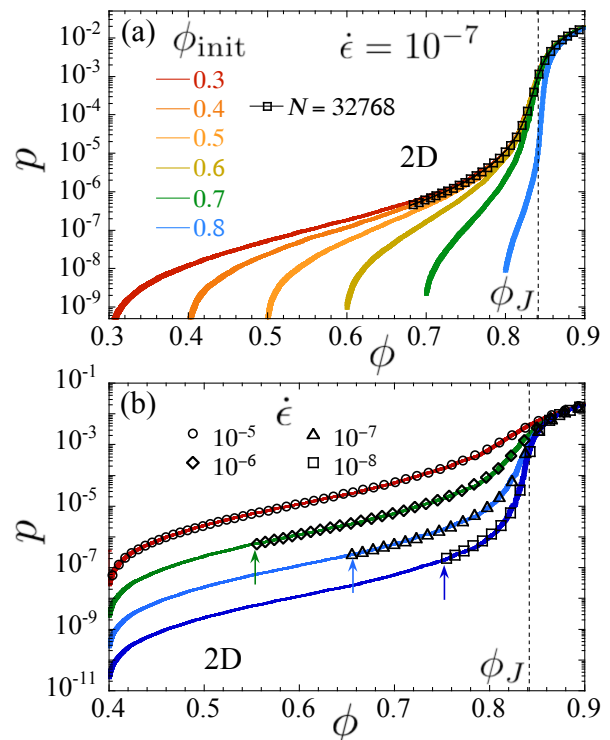


FIG. SM-1. (a) Pressure p vs packing ϕ for a 2D system with $N = 1024$ particles, at compression rate $\dot{\epsilon} = 10^{-7}$. The different solid curves represent compression runs starting from different $\phi_{\text{init}} = 0.3 - 0.8$. We see that the value of $p(\phi)$ becomes independent of ϕ_{init} as ϕ increases towards jamming. The open black squares are results from the $N = 32768$ system used in the main text. We see perfect agreement with the smaller system size. (b) Pressure p vs packing ϕ for a 2D system compressed at rates $\dot{\epsilon} = 10^{-5} - 10^{-8}$. The solid curves are for a system with $N = 1024$ particles, all starting from random configurations at the common $\phi_{\text{init}} = 0.4$. The larger symbols represent data from the $N = 16384$ system used in the main text, where compression starts from a larger ϕ'_{init} (indicated by the arrows) using a configuration from a run with a larger $\dot{\epsilon}$. We see perfect agreement between the two data sets. In both panels, results are averaged over 10 independent initial configurations. The width of each solid curve represents the estimated error. Vertical dashed lines locate the jamming ϕ_J .

increasing values of ϕ'_{init} as $\dot{\epsilon}$ decreases.

To validate this protocol, we performed test runs in 2D with $N = 1024$ particles, compressing with rates $\dot{\epsilon} = 10^{-5} - 10^{-8}$, all starting from the same $\phi_{\text{init}} = 0.4$. In Fig. SM-1(b) we plot (solid lines) the resulting pressure

p vs packing ϕ . On the same plot we indicate with larger symbols our results from the $N = 16384$ system used in the main text, where compression takes place using the above described protocol. These latter runs are initiated at larger values of ϕ'_{init} , varying according to the value of $\dot{\epsilon}$, as indicated by the arrows in the figure. For all $\dot{\epsilon}$ we find perfect agreement between these values of $p(\phi)$ and those of the smaller system that started from the common ϕ_{init} .

II. FINITE SIZE EFFECTS

Since we wish our analysis to be representative of behavior in the limit of an infinite sized system, it is important to demonstrate that our data do not suffer from effects due to the finite size of our numerical system. Our results in Fig. SM-1 clearly show that there are no finite size effects at small values of ϕ . However we still need to check that there are no finite size effects near jamming. Since frictionless jamming is like a continuous phase transition with respect to the stress, one expects there to be a correlation length ξ that diverges as the critical point is approached. Once one has $\xi \gtrsim L/2$, with L the length of the numerical system, effects of the finite size of the system will appear. We therefore want to check, for all our data points $(\phi, \dot{\epsilon})$, that our system is large enough that they suffer from no such finite size effects.

Here we have simulated two different system sizes with $N = 16384$ and $N = 32768$ total particles. We will denote the pressure in the first case p_{16} and in the second case p_{32} . In Fig. SM-2 we plot the relative difference in pressure between these two different sized systems, $\Delta p/p \equiv 2(p_{16} - p_{32})/(p_{16} + p_{32})$, as a function of the particle packing ϕ , for our three smallest compression rates $\dot{\epsilon}$. In Fig. SM-2(a) we show results for the average pressure (averaged over our 10 independent compression runs) for our 2D system; in SM-2(b) we show the corresponding results for our 3D system. The error bars represent one standard deviate of estimated statistical error. Note, the results for each $\dot{\epsilon}$ are displaced vertically an amount 0.5 from the the next smaller $\dot{\epsilon}$, so that one can easily distinguish the different data sets. One sees that $\Delta p/p$ fluctuates about zero, and all data points are within two standard deviations of zero. This indicates that there are no systematic differences between the two system sizes, and that the finite $\Delta p/p$ is a consequence of statistical fluctuations in our finite sampling. Not surprisingly, these fluctuations are largest when one gets close to ϕ_J .

To further illustrate that the observed $\Delta p/p$ is due to statistical fluctuations and is not any systematic effect, in Figs. SM-2(c) and SM-2(d) we plot $\Delta p/p$ for our 2D and 3D systems, but now computing the pressure difference between individual samples of the two system sizes, rather than the average over all samples. We show results for six different pairs of samples. The data for each $\dot{\epsilon}$ is displaced vertically an amount 1.0 from the next smaller

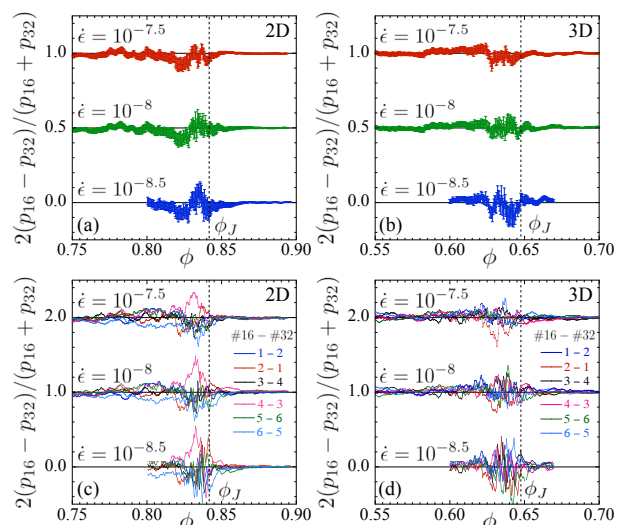


FIG. SM-2. Relative difference of pressure p_{16} of a system with $N = 16384$ particles compared to the pressure p_{32} of a system with $N = 32768$ particles. We plot $\Delta p/p \equiv 2(p_{16} - p_{32})/(p_{16} + p_{32})$ vs ϕ , showing results for our three smallest compression rates $\dot{\epsilon}$. Data for different $\dot{\epsilon}$ are displaced vertically so as to easily distinguish the different data sets; all are fluctuating about zero. (a) and (b) show the difference in the pressure averaged over all 10 independent compression runs for 2D and 3D systems; (c) and (d) show the difference in pressure for six different pairs of individual samples from the two system sizes. The legend “#16 - #32” indicates which sample from the smaller system is compared with which sample from the larger system. The vertical dashed lines indicate the location of the jamming ϕ_J .

$\dot{\epsilon}$, so that one can easily distinguish the different data sets. Now we see that the sign of the fluctuation of $\Delta p/p$ about zero varies randomly from one configuration pair to another. Moreover, comparing the magnitude of the fluctuation of $\Delta p/p$ for the individual samples compared to the average over all samples, the latter is smaller by roughly the factor $1/\sqrt{N_s}$ (with $N_s = 10$ the number of samples) that one would expect from statistical averaging. We thus conclude that any difference we see comparing p_{16} to p_{32} is a statistical effect of finite sampling, rather than a systematic finite size effect.

We also note that we see no finite size effect in p , and hence in $\zeta = p/\dot{\epsilon}$, even for the lower values of $\phi \lesssim 0.83$ in 2D, or $\phi \lesssim 0.57$ in 3D, where [1] reports finding a $\log N$ dependence of the decay time τ to relax to an unjammed state for systems of our size. This is further illustrated in Fig. SM-1(b), where we compared our results for p in 2D for systems with $N = 1024$ and $N = 16384$ at lower ϕ , and similarly see no finite size effects. Thus, whatever is the dependence of τ on N , there does not seem to be any corresponding effect for ζ .

III. EXPONENTS FROM THE MARGINAL-STABILITY ANALYSIS

A key result of the infinite-dimensional mean-field theory of the jamming transition for thermalized hard-core spheres [2, 3] is that, exactly at ϕ_J , the distribution of the magnitudes of the inter-particle contact forces f_{ij} scales algebraically as $f_{ij} \rightarrow 0$, $\mathcal{P}(f_{ij}) \sim f_{ij}^\theta$, and that the exponent has the value $\theta = 0.423$. Numerical simulations of thermalized and athermal spheres in finite dimensions $d = 2, 3, 4$ found values of θ consistent with this prediction, provided one excludes contacts that are involved in only localized excitations of the system [4, 5]. It has been argued [6–10] that the upper critical dimension for jamming may be $d = 2$, and so mean-field critical exponents would apply in all dimensions $d > 2$.

Using a marginal-stability analysis, the divergence of the pressure analog of shear viscosity $\eta_p = p/\dot{\gamma}$ ($\dot{\gamma}$ is the shear strain rate) in the driven steady-state of a uniformly sheared system has been argued [11, 12] to be governed by this exponent θ . In [13] it was shown how η_p is inversely proportional to the isolated smallest eigenvalue λ_1 of the dynamical matrix of the configuration exactly at jamming. More recently [14] used a similar analysis to directly compute λ_1 , and found the same relation to θ . In [15] it was then numerically found that the relaxation time, for both an initially random and an initial sheared configuration to decay to an unjammed zero-energy configuration below ϕ_J , followed the relation $\tau \sim 1/\lambda_1$. These works thus imply $\eta_p \sim \tau \sim 1/\lambda_1$. The divergence of these quantities, as jamming is approached from below, can be stated in terms of the average contact number per particle Z , $\eta_p \sim \tau \sim \delta Z^{-\beta'}$. Here $\delta Z = Z_{\text{iso}} - Z$, where $Z_{\text{iso}} = 2d$ is the isostatic value that occurs at jamming, and Z is to be computed in the hard-core ($\dot{\gamma} \rightarrow 0$) limit after removing rattler particles. Rattlers are particles which have unconstrained motion in at least one degree of freedom. In the marginal-stability calculations of [11, 12, 14], the exponent β' is related to θ by $\beta' = (4 + 2\theta)/(1 + \theta)$. Using $\theta = 0.423$ one has $\beta' = 3.41$.

We choose to investigate critical behavior in terms of the packing fraction ϕ rather than Z , because ϕ is a directly controlled parameter, and because there is ambiguity how to define a rattler for soft-core particles driven out of equilibrium at finite strain rates $\dot{\epsilon}$, such as we consider here (see more in the following section). One needs to compute the hard-core, rattler free, value of Z in order to apply the result $Z = Z_{\text{iso}}$ at jamming, and so define δZ . Viewing ϕ as the control parameter, quantities diverge in the hard-core limit as $\eta_p \sim \tau \sim |\delta\phi|^{-\beta}$, and in [11] a prediction is given that $\beta = (8 + 4\theta)/(3 + \theta) = 2.83$. These two results then imply the relation $\delta Z \sim |\delta\phi|^{\beta/\beta'}$ with $\beta/\beta' = (2 + 2\theta)/(3 + \theta) = 0.83$, for $\phi \rightarrow \phi_J$ from below.

The hard-core limit is often defined in terms of an infinite potential for particle overlaps. However, for $\phi < \phi_J$, where energy relaxed configurations of even soft-core par-

ticles have no overlaps, the hard-core limit can also be taken as the quasi-static limit for driven systems ($\dot{\gamma} \rightarrow 0$ for shearing, $\dot{\epsilon} \rightarrow 0$ for compressing), or the long-time limit of energy relaxing processes. Simulations that have explicitly explored this hard-core limit have reported the following results. Measuring η_p for sheared hard-core particles, Lerner et al. [13] found in 2D $\beta' = 2.63$ and $\beta = 2.17$, for $N = 4096$ particles; in 3D they found $\beta' = 2.94$ and $\beta = 2.63$, for $N = 2000$. Similar simulations by DeGiuli et al. [11] found $\beta' = 3.33$ and $\beta = 2.78$ for $N = 1000$ in 3D. Olsson measured the long time relaxation τ of $N = 65538$ soft-core particles, relaxed to a zero energy configuration, using initial configurations sampled from steady-state shearing at a finite shear strain rate $\dot{\gamma}$; in 2D he found $\beta' = 2.69$ and $\beta = 2.71$ [16], while in 3D he found $\beta' = 3.7$ and (from analysis of η_p rather than τ) $\beta = 3.8$ [17]. Most recently, Ikeda and Hukushima [18] computed a quantity analogous to the bulk viscosity under quasi-static isotropic compression; using a finite-size scaling analysis for systems with $N \leq 4096$ they claimed $\beta = 1.9$ in 2D and 2.5 in 3D.

Ikeda et al. [15] measured the long time relaxation τ , as well as explicitly computed the eigenvalue λ_1 of the energy relaxed configurations, for $N = 3000$ particles in 3D. For both initial random isotropic configurations and configurations sampled from shearing at a finite $\dot{\gamma}$, they found that all their data for λ_1 vs δZ collapsed to a common curve with a $\beta' = 3.2$. Nishikawa et al. [1], however, repeated the calculation of τ for both isotropic and sheared initial configurations, but for much bigger system sizes up to $N = 262144$. For $N = 4096$ they found $\beta' = 2.8$ in 2D and $\beta' = 3.3$ in 3D, similar to some of the previous results. However as N increased they found the surprising result that, for all $\phi < \phi_J$, τ grows $\sim \log N$ once N is sufficiently large. As one gets closer to ϕ_J , one needs a larger N to see this effect. However they reported no such $\log N$ effect for η_p of a sheared system. As discussed in the previous sections, we see no such finite size effect in our measurement of pressure p , and hence the bulk viscosity $\zeta = p/\dot{\epsilon}$, of our compressed system.

These simulations raise several questions concerning the application of the marginal-stability predictions to numerical results. Nishikawa et al. [1] question whether the long time relaxation τ is a well defined quantity, and they conclude that “the shear viscosity is finite in the thermodynamic limit, and that it decouples from the relaxation time at large N .” Thus viscosity may be more appropriate to consider than τ . The other simulations, using smaller systems which do not see such finite size effects, nevertheless still report a spread of values for β and β' . It is hard to assess the accuracy of these results as the authors (except for Olsson) generally give few details about the fits that lead to the cited values. As Olsson has noted [17], the fitted values of β and β' tend to increase as one restricts the data used in the fitting to be closer to jamming. Olsson’s analysis, with bigger system sizes than most others, also gives evidence for $\beta = \beta'$,

in contrast to the prediction of [11] that $\beta/\beta' = 0.83$. The conclusion $\delta Z \propto |\delta\phi|$, implied by $\beta = \beta'$, was previously reported in simulations by Heussinger and Barat [19]. If correct, the result $\beta = \beta'$ would raise questions concerning the prediction of $\beta = 2.83$ in [11], or whether $\beta = \beta'$ reflects a more general breakdown of these theories in 2D and 3D. These issues thus point to the need for further, careful, numerical simulations of shear and bulk viscosity; our current work is done with this motivation.

IV. AVERAGING AT CONSTANT CONTACT NUMBER Z

In the main text of this paper we have averaged our independent samples together at constant values of the system packing ϕ . One may wonder if this is the best thing to do for the following considerations. For a simple sheared system, when the system is sheared for a sufficiently long time, the average over the ensemble of sheared steady-state configurations becomes independent of the initial starting configuration [20]. Statistical fluctuations in the data at a given $(\phi, \dot{\gamma})$ are thus, in principle, independent of the fluctuations in the data at other $(\phi, \dot{\gamma})$.

For compression, however, the configuration at a given step $(\phi, \dot{\epsilon})$ is strongly correlated with the configuration at the previous step $(\phi - \Delta\phi, \dot{\epsilon})$. It was found that the jamming point ϕ_{Ji} , where a configuration first develops a finite pressure p , can depend on the particular initial configuration i from which the compression started [21, 22]. For a system with a finite number of particles N , there will thus be a spread $\Delta\phi_J$ in these ϕ_{Ji} . This spread $\Delta\phi_J \rightarrow 0$ as $N \rightarrow \infty$ [21, 23].

It is not clear if this behavior should affect the critical scaling analysis carried out in the main text of this work. We are interested in the ϕ_J that characterizes the ensemble of compression runs, rather than any individual run. We have found that the average $\langle\phi_{Ji}\rangle$ is independent of the initial configurations, if these are taken randomly at sufficiently small ϕ_{init} . However the width $\Delta\phi_J$ will be one source of fluctuation in the measured pressure, if averaging over configurations at constant ϕ . Because of this, several works [21, 22] have analyzed critical properties by averaging configurations at constant values of $(\phi - \phi_{Ji})$, rather than constant ϕ .

Alternatively, one could average configurations at constant values of the average number of contacts per particle Z [11, 13, 16]. Even though different configurations of finite size systems may jam at different ϕ_{Ji} , they all jam at the same isostatic contact number $Z_{\text{iso}} = 2d$, provided one has removed rattler particles [21] in the computation of Z . Here d is the spatial dimensionality of the system. Thus averaging at constant Z removes the effect of the variations in ϕ_{Ji} . Because the identification of rattlers is most easily accomplished for mechanically stable configurations above jamming, and our configurations are dynamically generated, and so not in mechanical equilib-

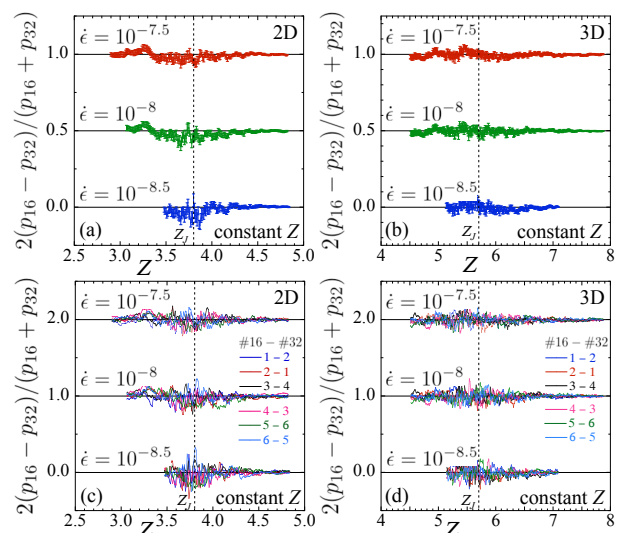


FIG. SM-3. Relative difference of pressure p_{16} of a system with $N = 16384$ particles compared to the pressure p_{32} of a system with $N = 32768$ particles. We plot $\Delta p/p \equiv 2(p_{16} - p_{32})/(p_{16} + p_{32})$ vs Z , showing results for our three smallest compression rates $\dot{\epsilon}$. Data for different $\dot{\epsilon}$ are displaced vertically so as to easily distinguish the different data sets; all are fluctuating about zero. (a) and (b) show the difference in the pressure averaged at constant Z over all 10 independent compression runs for 2D and 3D systems; (c) and (d) show the difference in pressure for six different pairs of individual samples from the two system sizes. The legend “#16 – #32” indicates which sample from the smaller system is compared with which sample from the larger system. The vertical dashed lines indicate the location of the jamming Z_J .

rium, and also include configurations below ϕ_J , we will not attempt to remove rattlers but rather we will compute the contact number Z averaged over all particles. Thus our Z_J at jamming will be slightly smaller than Z_{iso} . Nevertheless we can expect that averaging at constant Z will still compensate for the variations in ϕ_{Ji} , as there should on average be a fixed fraction of rattlers at jamming. In this section we therefore repeat our analysis of the critical behavior of compression-driven jamming, but averaging our independent compression runs together at constant values of Z . In the end we will find no differences in any of the critical parameters from those found in the main text, where we averaged at constant ϕ .

First we investigate whether there are any finite size effects in our data, as we did for constant ϕ averaging, comparing systems of size $N = 16384$ and $N = 32768$. Computing $\Delta p/p$, now averaging at constant Z , we show our results in Fig. SM-3. We again see no systematic finite size effects; the observed $\Delta p/p$ is consistent with the statistical effect of finite sampling. Comparing with Fig. SM-2 it appears that these statistical fluctuations are somewhat smaller when averaging at constant Z as compared to averaging at constant ϕ , particularly near jamming. Since we find no evidence for any systematic finite size effect, in the analysis below we combine our

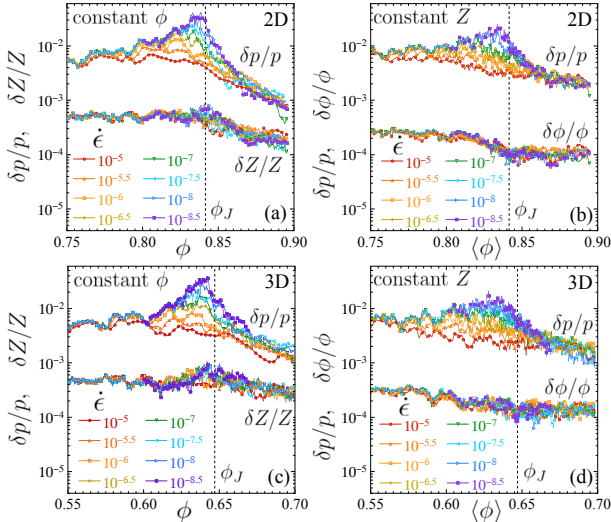


FIG. SM-4. Relative statistical errors in measured quantities for 2D and 3D systems, comparing averaging at constant ϕ with averaging at constant Z . (a) Relative errors $\delta p/p$ and $\delta Z/Z$ vs ϕ for our 2D system, when averaging at constant ϕ . (b) Relative errors $\delta p/p$ and $\delta\phi/\phi$ vs the average $\langle\phi\rangle$ for our 2D system, when averaging at constant Z . Results are shown for our different compression rates $\dot{\epsilon}$. (c) and (d) show the corresponding results for our 3D system. Vertical dashed lines locate the jamming ϕ_J .

results from the two system sizes so as to have 20 independent samples.

Next we consider the relative statistical errors in the measured quantities, comparing averaging at constant ϕ with averaging at constant Z . Since our compression runs are independent of one another, the estimated statistical error in pressure δp is related to the standard deviation σ_p of the distribution of pressures by $\delta p = \sigma_p/\sqrt{N_s}$, where $N_s = 20$ is the number of samples. In Fig. SM-4(a) we show the relative errors $\delta p/p$ and $\delta Z/Z$ vs the packing ϕ in our 2D system, for the case where we average our configurations together at constant ϕ . We show results for our different compression rates $\dot{\epsilon}$. In Fig. SM-4(b) we similarly show $\delta p/p$ and $\delta\phi/\phi$ when we average at constant Z . To make for an easier comparison, we plot these vs the average packing $\langle\phi\rangle$ rather than the fixed Z . In Fig. SM-4(c) and SM-4(d) we show the same quantities for our 3D system.

Not surprisingly, we see that the errors are largest near jamming. The errors $\delta p/p$ show a stronger variation with $\dot{\epsilon}$, becoming larger as $\dot{\epsilon}$ decreases, than do the errors $\delta Z/Z$ or $\delta\phi/\phi$, which are an order of magnitude or more smaller. Comparing averaging at constant ϕ to averaging at constant Z , we see that the errors in the latter case are slightly smaller near ϕ_J , as might be expected from the discussion that introduced this section. Note, however, that as we go either below or above ϕ_J , the errors when we average at constant Z become slightly larger than when we average at constant ϕ .

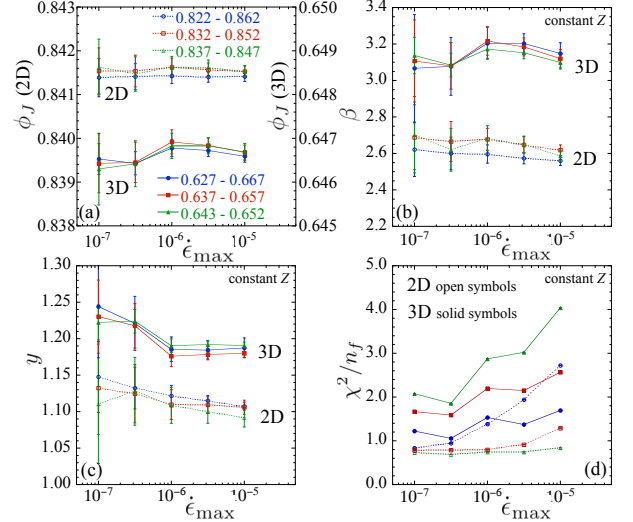


FIG. SM-5. Critical scaling parameters (a) ϕ_J , (b) β , (c) y , and (d) the χ^2/n_f of the fits, vs the upper limit of compression rate $\dot{\epsilon}_{\max}$ used in the fit, for three different ranges of $\phi \in [\phi_{\min}, \phi_{\max}]$. Each panel shows results for both 2D and 3D systems. We use the jackknife method to compute the estimated errors and bias-corrected averages of the fit parameters. The data symbols in all panels follow the legend shown in (a); open symbols and dotted lines are for 2D, solid symbols and solid lines are for 3D. The results shown here come from fits to our data when we have averaged our independent compression runs at constant values of the average contact number per particle Z . Note in (a) that the scale for ϕ_J in 2D is on the left, while the scale for ϕ_J in 3D is on the right.

The reduced fluctuations between system sizes near ϕ_J seen in Fig. SM-3, and the reduced errors near ϕ_J seen in Fig. SM-4, when we average at constant Z as compared to constant ϕ , suggest that averaging at constant Z might give improved results for our scaling analysis. However we find that this is not the case. Using our values of p and ϕ , averaged over the different compression runs at constant Z , we fit to the scaling equation (1) of the main text using the same methods as described there. In Fig. SM-5 we show our results.

In Fig. SM-5(a) we show the jamming ϕ_J , in SM-5(b) the exponent β , in SM-5(c) the exponent y , and in SM-5(d) the χ^2/n_f of the fit, where n_f is the number of degrees of freedom of the fit. For all quantities we plot our results vs $\dot{\epsilon}_{\max}$ for three different ranges of $[\phi_{\min}, \phi_{\max}]$. Comparing these to Fig. 2 of the main text, no appreciable difference is seen. The fits are stable and self-consistent as we vary the window of data used in the fit. Using $\dot{\epsilon}_{\max} = 10^{-6.5}$ and the narrowest range of $[\phi_{\min}, \phi_{\max}]$, we find the following results. In 2D we have, $\phi_J = 0.8415 \pm 0.0004$, $\beta = 2.62 \pm 0.12$, and $y = 1.13 \pm 0.05$. In 3D we have, $\phi_J = 0.6464 \pm 0.0005$, $\beta = 3.08 \pm 0.16$ and $y = 1.22 \pm 0.04$. These are exactly the same values, within the estimated errors, as we found in the main text when averaging at constant ϕ . Moreover, the estimated errors found here are roughly the same, and in some cases

a bit bigger, than we found in the main text. We conclude that, for our system sizes, there is no advantage

in averaging at constant Z as compared to the simpler averaging at constant ϕ .

-
- [1] Y. Nishikawa, A. Ikeda, and L. Berthier, Relaxation dynamics of non-Brownian spheres below jamming, arXiv:2007.09418 (2020).
- [2] P. Charbonneau, J. Kurchan, G. Parisi, P. Urbani, and F. Zamponi, Exact theory of dense amorphous hard spheres in high dimension. III. The full replica symmetry breaking solutions, *J. Stat. Mech.* (2014) P10009.
- [3] P. Charbonneau, J. Kurchan, G. Parisi, P. Urbani, and F. Zamponi, Fractal free energy landscapes in structural glasses, *Nat. Commun.* **5**, 3725 (2014).
- [4] E. DeGiuli, E. Lerner, C. Brito, and M. Wyart, Force distribution affects vibrational properties in hard-sphere glasses, *Proc. Natl. Acad. Sci. U.S.A.* **111**, 17054 (2014).
- [5] P. Charbonneau, E. I. Corwin, G. Parisi, and F. Zamponi, Jamming criticality revealed by removing localized buckling excitations, *Phys. Rev. Lett.* **114**, 125504 (2015).
- [6] M. Wyart, L. E. Silbert, S. R. Nagel, and T. A. Witten, Effects of compression on the vibrational modes of marginally jammed solids, *Phys. Rev. E* **72**, 051306 (2005).
- [7] M. Wyart, On the rigidity of amorphous solids, *Ann. Phys. Fr.* **30**, 1 (2005).
- [8] C. P. Goodrich, A. J. Liu, and S. R. Nagel, Finite-size scaling at the jamming transition, *Phys. Rev. Lett.* **109**, 095704 (2012).
- [9] P. Charbonneau, E. I. Corwin, G. Parisi, and F. Zamponi, Universal microstructure and mechanical stability of jammed packings, *Phys. Rev. Lett.* **109**, 205501 (2012).
- [10] C. P. Goodrich, S. Dagois-Bohy, B. P. Tighe, M. van Hecke, A. J. Liu, and S. R. Nagel, Jamming in finite systems: Stability, anisotropy, fluctuations, and scaling, *Phys. Rev. E* **90**, 022138 (2014).
- [11] E. DeGiuli, G. Düring, E. Lerner, and M. Wyart, Unified theory of inertial granular flows and non-Brownian suspensions, *Phys. Rev. E* **91**, 062206 (2015).
- [12] G. Düring, E. Lerner, and M. Wyart, Effect of particle collisions in dense suspension flows, *Phys. Rev. E* **94**, 022601 (2016).
- [13] E. Lerner, G. Düring, and M. Wyart, A Unified framework for non-Brownian suspension flows and soft amorphous solids, *Proc. Natl. Acad. Sci. U.S.A.* **109**, 4798 (2012).
- [14] H. Ikeda, Relaxation time below jamming, *J. Chem. Phys.* **153**, 126102 (2020).
- [15] A. Ikeda, T. Kawasaki, L. Berthier, K. Saitoh, and T. Hatano, Universal relaxation dynamics of sphere packings below jamming, *Phys. Rev. Lett.* **124**, 058001 (2020).
- [16] P. Olsson, Relaxation times and rheology in dense athermal suspensions, *Phys. Rev. E* **91**, 062209 (2015).
- [17] P. Olsson, Dimensionality and viscosity exponent in shear-driven jamming, *Phys. Rev. Lett.* **122**, 108003 (2019).
- [18] H. Ikeda and K. Hukushima, Non-Affine displacements below jamming under athermal quasi-static compression, arXiv:2009.01409 (2020).
- [19] C. Heussinger and J.-L. Barrat, Jamming transition as probed by quasistatic shear flow, *Phys. Rev. Lett.* **102**, 218303 (2009).
- [20] D. Vågberg, P. Olsson, and S. Teitel, Glassiness, rigidity, and jamming of frictionless soft core disks, *Phys. Rev. E* **83**, 031307 (2011).
- [21] C. S. O’Hern, L. E. Silbert, A. J. Liu, and S. R. Nagel, Jamming at zero temperature and zero applied stress: The epitome of disorder, *Phys. Rev. E* **68**, 011306 (2003).
- [22] P. Chaudhuri, L. Berthier, and S. Sastry, Jamming Transitions in Amorphous Packings of Frictionless Spheres Occur over a Continuous Range of Volume Fractions, *Phys. Rev. Lett.* **104**, 165701 (2010).
- [23] D. Vågberg, D. Valdez-Balderas, M. A. Moore, and P. Olsson and S. Teitel, “Finite-size scaling at the jamming transition: Corrections to scaling and the correlation-length critical exponent,” *Phys. Rev. E* **83**, 030303(R) (2011)