

# Client Selection in Federated Learning: Convergence Analysis and Power-of-Choice Selection Strategies

Yae Jee Cho  
ECE Department  
Carnegie Mellon University  
Pittsburgh, PA 15213  
yaejeec@andrew.cmu.edu

Jianyu Wang  
ECE Department  
Carnegie Mellon University  
Pittsburgh, PA 15213  
jianyuw1@andrew.cmu.edu

Gauri Joshi  
ECE Department  
Carnegie Mellon University  
Pittsburgh, PA 15213  
gaurij@andrew.cmu.edu

## Abstract

Federated learning is a distributed optimization paradigm that enables a large number of resource-limited client nodes to cooperatively train a model without data sharing. Several works have analyzed the convergence of federated learning by accounting of data heterogeneity, communication and computation limitations, and partial client participation. However, they assume unbiased client participation, where clients are selected at random or in proportion of their data sizes. In this paper, we present the first convergence analysis of federated optimization for biased client selection strategies, and quantify how the selection bias affects convergence speed. We reveal that biasing client selection towards clients with higher local loss achieves faster error convergence. Using this insight, we propose POWER-OF-CHOICE, a communication- and computation-efficient client selection framework that can flexibly span the trade-off between convergence speed and solution bias. Our experiments demonstrate that POWER-OF-CHOICE strategies converge up to  $3\times$  faster and give 10% higher test accuracy than the baseline random selection.

## 1 Introduction

Until recently, machine learning models were largely trained in the data center setting [1] using powerful computing nodes, fast inter-node communication links, and large centrally available training datasets. The future of machine learning lies in moving both data collection as well as model training to the edge. The emerging paradigm of federated learning [2–4] considers a large number of resource-constrained mobile devices that collect training data from their environment. Due to limited communication capabilities and privacy concerns, these data cannot be directly sent over to the cloud. Instead, the nodes locally perform a few iterations of training using local-update stochastic gradient descent (SGD) [5–8], and only send model updates periodically to the aggregating cloud server. Besides communication limitations, the key scalability challenge faced by the federated learning framework is that the client nodes can have highly heterogeneous local datasets and computation speeds. The effect of data heterogeneity on the convergence of local-update SGD is analyzed in several recent works [9–19] and methods to overcome the adverse effects of data and computational heterogeneity are proposed in [19–21], among others.

**Partial Client Participation.** Most of the recent works described above assume full client participation, that is, all nodes participate in every training round. In practice, only a small fraction of client nodes participate in each training round, which can exacerbate the adverse effects of data heterogeneity. While some existing convergence guarantees for full client participation and methods to tackle heterogeneity can be generalized to partial client participation [22], these generalizations are limited to *unbiased* client participation, where each client’s contribution to the expected global objective optimized in each round is proportional to its dataset size. In [23], the authors analyze the convergence with flexible device participation, where devices can freely join or leave the training process or send incomplete updates to the server. However, adaptive client selection that is cognizant of the training progress at each client has not been understood yet.

It is important to analyze and understand biased client selection strategies because they can sharply accelerate error convergence, and hence boost communication efficiency in heterogeneous environments by preferentially selecting clients with higher local loss values, as we show in this paper. This idea has been explored in a couple of recent empirical studies [24–26]. [27] proposed grouping clients based on hardware and wireless resources in order to save communication resources. [24] (which we include as a benchmark in our experiments) proposed client selection with local loss, and [26] proposed utilizing the progression of clients’ weights. But these schemes are limited to empirical demonstration without a rigorous analysis of how selection bias affects convergence speed.

Another relevant line of work [28–31] employs biased selection or importance sampling of data to speed-up convergence of classic centralized SGD – they propose preferentially selecting samples with highest loss or highest gradient norm to perform the next SGD iteration. In contrast, [30] proposes biased selection of lower loss samples to improve robustness to outliers. Generalizing such strategies to the federated learning setting is a non-trivial and open problem because of the large-scale distributed and heterogeneous nature of the training data.

**Our Contributions.** In this paper, we present the first (to the best of our knowledge) convergence analysis of federated learning with biased client selection that is cognizant of the training progress at each client. We discover that biasing the client selection towards clients with higher local losses increases the rate of convergence compared to unbiased client selection. Using this insight, we propose the POWER-OF-CHOICE client selection strategy and show by extensive experiments that POWER-OF-CHOICE yields up to  $3\times$  faster convergence with 10% higher test performance than the standard federated averaging with random selection. POWER-OF-CHOICE is designed to incur minimal communication and computation overhead, enhancing resource efficiency in federated learning. In fact, we show that even with  $3\times$  less clients participating in each round as compared to random selection, POWER-OF-CHOICE gives  $2\times$  faster convergence and 5% higher test accuracy.

## 2 Problem Formulation

Consider a cross-device federated learning setup with total  $K$  clients, where client  $k$  has a local dataset  $\mathcal{B}_k$  consisting  $|\mathcal{B}_k| = D_k$  data samples. The clients are connected via a central aggregating server, and seek to collectively find the model parameter  $\mathbf{w}$  that minimizes the empirical risk:

$$F(\mathbf{w}) = \frac{1}{\sum_{k=1}^K D_k} \sum_{k=1}^K \sum_{\xi \in \mathcal{B}_k} f(\mathbf{w}, \xi) = \sum_{k=1}^K p_k F_k(\mathbf{w}) \quad (1)$$

where  $f(\mathbf{w}, \xi)$  is the composite loss function for sample  $\xi$  and parameter vector  $\mathbf{w}$ . The term  $p_k = D_k / \sum_{k=1}^K D_k$  is the fraction of data at the  $k$ -th client, and  $F_k(\mathbf{w}) = \frac{1}{|\mathcal{B}_k|} \sum_{\xi \in \mathcal{B}_k} f(\mathbf{w}, \xi)$  is the local objective function of client  $k$ . In federated learning, the vectors  $\mathbf{w}^*$ , and  $\mathbf{w}_k^*$  for  $k = 1, \dots, K$  that minimize  $F(\mathbf{w})$  and  $F_k(\mathbf{w})$  respectively can be very different from each other. We define  $F^* = \min_{\mathbf{w}} F(\mathbf{w}) = F(\mathbf{w}^*)$  and  $F_k^* = \min_{\mathbf{w}} F_k(\mathbf{w}) = F_k(\mathbf{w}_k^*)$ .

**Federated Averaging with Partial Client Participation.** The most common algorithm to solve (1) is *federated averaging* (FedAvg) proposed in [2]. The algorithm divides the training into communication rounds. At each round, to save communication cost at the central server, the global server only selects a fraction  $C$  of  $m = CK$  clients to participate in the training. Each selected/active client performs  $\tau$  iterations of local SGD [6, 7, 5] and sends its locally updated model back to the server. Then, the server updates the global model using the local models and broadcasts the global model to a new set of active clients.

Formally, we index the local SGD iterations with  $t \geq 0$ . The set of active clients at iteration  $t$  is denoted by  $\mathcal{S}^{(t)}$ . Since active clients performs  $\tau$  steps of local update, the active set  $\mathcal{S}^{(t)}$  also remains constant for every  $\tau$  iterations. That is, if  $(t + 1) \bmod \tau = 0$ , then  $\mathcal{S}^{(t+1)} = \mathcal{S}^{(t+2)} = \dots = \mathcal{S}^{(t+\tau)}$ . Accordingly, the update rule of FedAvg can be written as follows:

$$\mathbf{w}_k^{(t+1)} = \begin{cases} \mathbf{w}_k^{(t)} - \eta_t g_k(\mathbf{w}_k^{(t)}, \xi_k^{(t)}) & \text{for } (t + 1) \bmod \tau \neq 0 \\ \frac{1}{m} \sum_{j \in \mathcal{S}^{(t)}} \left( \mathbf{w}_j^{(t)} - \eta_t g_j(\mathbf{w}_j^{(t)}, \xi_j^{(t)}) \right) \triangleq \bar{\mathbf{w}}^{(t+1)} & \text{for } (t + 1) \bmod \tau = 0 \end{cases} \quad (2)$$

where  $\mathbf{w}_k^{(t+1)}$  denotes the local model parameters of client  $k$  at iteration  $t$ ,  $\eta_t$  is the learning rate, and  $g_k(\mathbf{w}_k^{(t)}, \xi_k^{(t)}) = \frac{1}{b} \sum_{\xi \in \xi_k^{(t)}} \nabla f(\mathbf{w}_k^{(t)}, \xi)$  is the stochastic gradient over mini-batch  $\xi_k^{(t)}$  of size  $b$  that

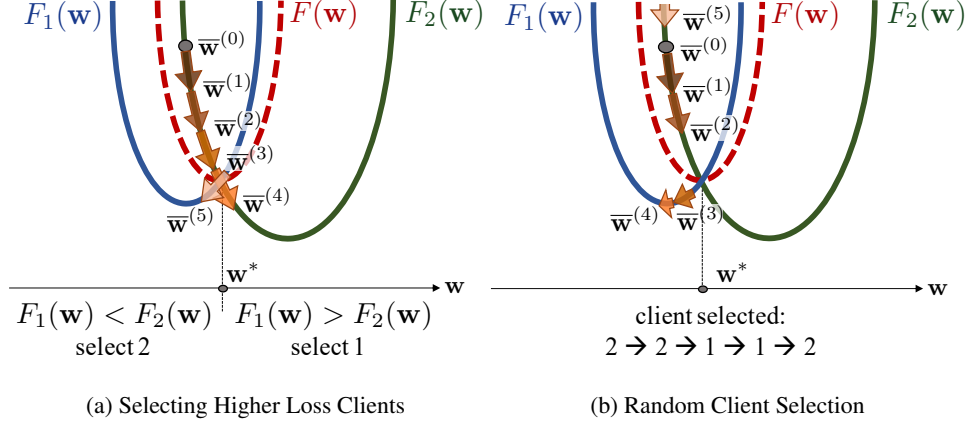


Figure 1: A toy example with  $F_1(\mathbf{w})$ ,  $F_2(\mathbf{w})$  as the local objective, and  $F(\mathbf{w}) = (F_1(\mathbf{w}) + F_2(\mathbf{w}))/2$  as the global objective function with global minimum  $\mathbf{w}^*$ . At each round, only one client is selected to perform local updates. (a): Model updates for sampling clients with larger loss; (b): Model updates for sampling clients uniformly at random (we select client in the order of 2,2,1,1,2).

is randomly sampled from client  $k$ 's local dataset  $\mathcal{B}_k$ . Moreover,  $\bar{\mathbf{w}}^{(t+1)}$  denotes the global model at server. Although  $\bar{\mathbf{w}}^{(t)}$  is only updated after every  $\tau$  iterations, for the purpose of convergence analysis we consider a virtual sequence of  $\bar{\mathbf{w}}^{(t)}$  that is updated at each iteration as follows:

$$\bar{\mathbf{w}}^{(t+1)} = \bar{\mathbf{w}}^{(t)} - \eta_t \bar{\mathbf{g}}^{(t)} = \bar{\mathbf{w}}^{(t)} - \eta_t \left( \frac{1}{m} \sum_{k \in \mathcal{S}^{(t)}} g_k(\mathbf{w}_k^{(t)}, \xi_k^{(t)}) \right) \quad (3)$$

with  $\bar{\mathbf{g}}^{(t)} = \frac{1}{m} \sum_{k \in \mathcal{S}^{(t)}} g_k(\mathbf{w}_k^{(t)}, \xi_k^{(t)})$ . Note that in (2) and (3) we do not weight the client models by their dataset fractions  $p_k$  because  $p_k$  is considered in the client selection scheme used to decide the set  $\mathcal{S}^{(t)}$ . Our convergence analysis can be generalized to when the global model is a weighted average instead of a simple average of client models, and we show in Appendix E that our convergence analysis also covers the sampling uniformly at random without replacement scheme proposed by [22]. The set  $\mathcal{S}^{(t)}$  can be sampled either with or without replacement. For sampling with replacement, we assume that multiple copies of the same client in the set  $\mathcal{S}^{(t)}$  behave as different clients, that is, they perform local updates independently.

**Client Selection Strategy.** To guarantee FedAvg converges to the stationary points of the objective function (1), most current analysis frameworks [22, 21, 20] consider a strategy that selects the set  $\mathcal{S}^{(t)}$  by sampling  $m$  clients at random (with replacement) such that client  $k$  is selected with probability  $p_k$ , the fraction of data at that client. This sampling scheme is *unbiased* since it ensures that in expectation, the update rule (3) is the same as full client participation. Hence, it enjoys the same convergence properties as local-update SGD methods [6, 7]. We denote this unbiased random client selection strategy as  $\pi_{\text{rand}}$ .

In this paper, we consider a class of biased client selection strategies that is cognizant of the global training progress which (to the best of our knowledge) has not been worked on before. For example, in the two-client example in Figure 1, we set  $\mathcal{S}^{(t+1)} = \arg \max_{k \in [K]} F_k(\bar{\mathbf{w}}^{(t)})$ , a single client with the highest local loss at the current global model. In this toy example, the selection strategy cannot guarantee the updates (3) equals to the full client participation case in expectation. Nevertheless, it gives faster convergence to the global minimum than the random one. Motivated by this observation, we define a client selection strategy  $\pi$  as a function that maps the current global model  $\mathbf{w}$  to a selected set of clients  $\mathcal{S}(\pi, \mathbf{w})$ .

### 3 Convergence Analysis

In this section we analyze the convergence of federated averaging with partial device participation for *any* client selection strategy  $\pi$  as defined above. This analysis reveals that biased client selection can give faster convergence, albeit at the risk of having a non-vanishing gap between the true optimum

$\mathbf{w}^* = \arg \min F(\mathbf{w})$  and  $\lim_{t \rightarrow \infty} \overline{\mathbf{w}}^{(t)}$ . We use this insight in Section 4 to design client selection strategies that strike a balance between convergence speed and bias.

### 3.1 Assumptions and Definitions

First we introduce the assumptions and definitions utilized for our convergence analysis.

**Assumption 3.1.**  $F_1, \dots, F_k$  are all  $L$ -smooth, i.e., for all  $\mathbf{v}$  and  $\mathbf{w}$ ,  $F_k(\mathbf{v}) \leq F_k(\mathbf{w}) + (\mathbf{v} - \mathbf{w})^T \nabla F_k(\mathbf{w}) + \frac{L}{2} \|\mathbf{v} - \mathbf{w}\|_2^2$ .

**Assumption 3.2.**  $F_1, \dots, F_k$  are all  $\mu$ -strongly convex, i.e., for all  $\mathbf{v}$  and  $\mathbf{w}$ ,  $F_k(\mathbf{v}) \geq F_k(\mathbf{w}) + (\mathbf{v} - \mathbf{w})^T \nabla F_k(\mathbf{w}) + \frac{\mu}{2} \|\mathbf{v} - \mathbf{w}\|_2^2$ .

**Assumption 3.3.** For the mini-batch  $\xi_k$  uniformly sampled at random from  $\mathcal{B}_k$  from user  $k$ , the resulting stochastic gradient is unbiased, that is,  $\mathbb{E}[g_k(\mathbf{w}_k, \xi_k)] = \nabla F_k(\mathbf{w}_k)$ . Also, the variance of stochastic gradients is bounded:  $\mathbb{E}\|g_k(\mathbf{w}_k, \xi_k) - \nabla F_k(\mathbf{w}_k)\|^2 \leq \sigma^2$  for all  $k = 1, \dots, K$ .

**Assumption 3.4.** The stochastic gradient's expected squared norm is uniformly bounded, i.e.,  $\mathbb{E}\|g_k(\mathbf{w}_k, \xi_k)\|^2 \leq G^2$  for  $k = 1, \dots, K$ .

Next, we introduce two metrics, the *local-global objective gap* and the *selection skew*, which feature prominently in the convergence analysis presented in Theorem 3.1.

**Definition 3.1 (Local-Global Objective Gap).** For the global optimum  $\mathbf{w}^* = \arg \min_{\mathbf{w}} F(\mathbf{w})$  and local optimum  $\mathbf{w}_k^* = \arg \min_{\mathbf{w}} F_k(\mathbf{w})$  we define the local-global objective gap as

$$\Gamma \triangleq F^* - \sum_{k=1}^K p_k F_k^* = \sum_{k=1}^K p_k (F_k(\mathbf{w}^*) - F_k(\mathbf{w}_k^*)) \geq 0. \quad (4)$$

Note that  $\Gamma$  is an inherent property of the local and global objective functions, and it is independent of the client selection strategy. A larger  $\Gamma$  implies higher data heterogeneity. If  $\Gamma = 0$  then it implies that the local and global optimal values are consistent, and there is no solution bias due to the client selection strategy (see Theorem 3.1). Next, we define another metric called selection skew, which captures the effect of the client selection strategy on the local-global objective gap.

**Definition 3.2 (Selection Skew).** For any  $k \in \mathcal{S}(\pi, \mathbf{w})$  we define,

$$\rho(\mathcal{S}(\pi, \mathbf{w}), \mathbf{w}') = \frac{\mathbb{E}_{\mathcal{S}(\pi, \mathbf{w})} [\frac{1}{m} \sum_{k \in \mathcal{S}(\pi, \mathbf{w})} (F_k(\mathbf{w}') - F_k^*)]}{F(\mathbf{w}') - \sum_{k=1}^K p_k F_k^*} \geq 0, \quad (5)$$

which reflects the skew of a client selection strategy  $\pi$ . The first  $\mathbf{w}$  in  $\rho(\mathcal{S}(\pi, \mathbf{w}), \mathbf{w}')$  is the parameter vector that governs the client selection and  $\mathbf{w}'$  is the point at which  $F_k$  and  $F$  in the numerator and denominator respectively are evaluated. Note,  $\mathbb{E}_{\mathcal{S}(\pi, \mathbf{w})}[\cdot]$  is the expectation over the randomness from the selection strategy  $\pi$ , since there can be multiple sets  $\mathcal{S}$  that  $\pi$  can map from a specific  $\mathbf{w}$ .

Since  $\rho(\mathcal{S}(\pi, \mathbf{w}), \mathbf{w}')$  is a function of versions of the global model  $\mathbf{w}$  and  $\mathbf{w}'$ , which change during training, we define two related metrics that are independent of  $\mathbf{w}$  and  $\mathbf{w}'$ . These metrics enable us to obtain a conservative error bound in the convergence analysis.

$$\bar{\rho} \triangleq \min_{\mathbf{w}, \mathbf{w}'} \rho(\mathcal{S}(\pi, \mathbf{w}), \mathbf{w}'), \quad \tilde{\rho} \triangleq \max_{\mathbf{w}} \rho(\mathcal{S}(\pi, \mathbf{w}), \mathbf{w}^*) \quad (6)$$

where  $\mathbf{w}^* = \arg \min_{\mathbf{w}} F(\mathbf{w})$ . From (6), we have  $\bar{\rho} \leq \tilde{\rho}$  for any client selection strategy  $\pi$ .

**Effect of the Client Selection Strategy on  $\bar{\rho}$  and  $\tilde{\rho}$ .** For the unbiased client selection strategy  $\pi_{\text{rand}}$  we have  $\rho(\mathcal{S}(\pi_{\text{rand}}, \mathbf{w}), \mathbf{w}') = 1$  for all  $\mathbf{w}$  and  $\mathbf{w}'$  since the numerator and denominator of (5) become equal, and  $\bar{\rho} = \tilde{\rho} = 1$ . For a client selection strategy  $\pi$  that chooses clients with higher  $F_k(\mathbf{w})$  more often,  $\bar{\rho}$  and  $\tilde{\rho}$  will be larger (and  $\geq 1$ ). In the convergence analysis we show that a larger  $\bar{\rho}$  implies faster convergence, albeit with a potential error gap, which is proportional to  $(\tilde{\rho}/\bar{\rho} - 1)$ . Motivated by this, in Section 4 we present an adaptive client selection strategy that prefers selecting clients with higher loss  $F_k(\mathbf{w})$  and achieves faster convergence speed with low solution bias.

### 3.2 Main Convergence Result

Here, we present the convergence results for any client selection strategy  $\pi$  for federated averaging with partial device participation in terms of local-global objective gap  $\Gamma$ , and selection skew  $\bar{\rho}, \tilde{\rho}$ .

**Theorem 3.1** (Convergence with Decaying Learning Rate). *Under Assumptions 3.1 to 3.4, for learning rate  $\eta_t = \frac{1}{\mu(t+\gamma)}$  with  $\gamma = \frac{4L}{\mu}$ , and any client selection strategy  $\pi$ , the error after  $T$  iterations of federated averaging with partial device participation satisfies*

$$\mathbb{E}[F(\bar{\mathbf{w}}^{(T)})] - F^* \leq \underbrace{\frac{1}{(T+\gamma)} \left[ \frac{4L(32\tau^2G^2 + \sigma^2/m)}{3\mu^2\bar{\rho}} + \frac{8L^2\Gamma}{\mu^2} + \frac{L\gamma\|\bar{\mathbf{w}}^{(0)} - \mathbf{w}^*\|^2}{2} \right]}_{\text{Vanishing Error Term}} + \underbrace{\frac{8L\Gamma}{3\mu} \left( \frac{\tilde{\rho}}{\bar{\rho}} - 1 \right)}_{\text{Non-vanishing bias, } Q(\bar{\rho}, \tilde{\rho})} \quad (7)$$

To the best of our knowledge, Theorem 3.1 provides the first convergence analysis of federated averaging with a biased client selection strategy  $\pi$ . We also show the results for fixed learning rate in Appendix A. The proof is presented in Appendix C. In the following paragraphs, we discuss the effects of the two terms in (7) in detail.

**Large  $\bar{\rho}$  and Faster Convergence.** A key insight from Theorem 3.1 is that a larger selection skew  $\bar{\rho}$  results in faster convergence at the rate  $\mathcal{O}(\frac{1}{T\bar{\rho}})$ . Note that since we obtain  $\bar{\rho}$  (defined in (6)) by taking a minimum of the selection skew  $\rho(\mathcal{S}(\pi, \mathbf{w}), \mathbf{w}')$  over  $\mathbf{w}, \mathbf{w}'$ , this is a conservative bound on the true convergence rate. In practice, since the selection skew  $\rho(\mathcal{S}(\pi, \mathbf{w}), \mathbf{w}')$  changes during training depending on the current global model  $\mathbf{w}$  and the local models  $\mathbf{w}'$ , the true convergence rate can be improved by a factor larger than and at least equal to  $\bar{\rho}$ .

**Non-vanishing Bias Term.** The second term  $Q(\bar{\rho}, \tilde{\rho}) = \frac{8L\Gamma}{3\mu} \left( \frac{\tilde{\rho}}{\bar{\rho}} - 1 \right)$  in (7) denotes the solution bias, which is dependent on the selection strategy. By the definitions of  $\bar{\rho}$  and  $\tilde{\rho}$ , it follows that  $\tilde{\rho} \geq \bar{\rho}$ , which implies that  $Q(\bar{\rho}, \tilde{\rho}) \geq 0$ . For an unbiased selection strategy, we have  $\bar{\rho} = \tilde{\rho} = 1$ ,  $Q(\bar{\rho}, \tilde{\rho}) = 0$ , and hence (7) recovers previous bound for unbiased selection strategy as [22]. For  $\bar{\rho} > 1$ , while we gain faster convergence rate by a factor of  $\bar{\rho}$ , we cannot guarantee  $Q(\bar{\rho}, \tilde{\rho}) = 0$ . Thus, there is a trade-off between the convergence speed and the solution bias. Later in the experimental results, we show that even with biased selection strategies, the term  $\frac{\tilde{\rho}}{\bar{\rho}} - 1$  in  $Q(\bar{\rho}, \tilde{\rho})$  can be close to 0, and hence  $Q(\bar{\rho}, \tilde{\rho})$  has a negligible effect on the final error floor.

## 4 Proposed POWER-OF-CHOICE Client Selection Strategy

From (5) and (6) we discover that a selection strategy  $\pi$  that prefers clients with larger  $F_k(\mathbf{w}) - F_k^*$  will result in a larger  $\bar{\rho}$ , yielding faster convergence. Using this insight, a naive client selection strategy can be choosing the clients with highest local loss  $F_k(\mathbf{w})$ . However, a larger selection skew  $\bar{\rho}$  may result in a larger  $\tilde{\rho}/\bar{\rho}$ , i.e., a larger non-vanishing error term. This naive selection strategy has another drawback – to find the current local loss  $F_k(\mathbf{w})$ , it requires sending the current global model to all  $K$  clients and having them evaluate  $F_k$  and sending it back. This additional communication and computation cost can be prohibitively high because the number of clients  $K$  is typically very large, and these clients have limited communication and computation capabilities.

In this section, we use these insights regarding the trade-off between convergence speed, solution bias and communication/computation overhead to propose the POWER-OF-CHOICE client selection strategy. POWER-OF-CHOICE is based on the power of  $d$  choices load balancing strategy [32], which is extensively used in queueing systems. In the POWER-OF-CHOICE client selection strategy (denoted by  $\pi_{\text{pow-d}}$ ), the central server chooses the active client set  $\mathcal{S}^{(t)}$  as follows:

1. **Sample the Candidate Client Set.** The central server samples a candidate set  $\mathcal{A}$  of  $d$  ( $m \leq d \leq K$ ) clients without replacement such that client  $k$  is chosen with probability  $p_k$ , the fraction of data at the  $k$ -th client for  $k = 1, \dots, K$ .
2. **Estimate Local Losses.** The server sends the current global model  $\bar{\mathbf{w}}^{(t)}$  to the clients in set  $\mathcal{A}$ , and these clients compute and send back to the central server their local loss  $F_k(\bar{\mathbf{w}}^{(t)})$ .
3. **Select Highest Loss Clients.** From the candidate set  $\mathcal{A}$ , the central server constructs the active client set  $\mathcal{S}^{(t)}$  by selecting  $m = \max(CK, 1)$  clients with the largest values  $F_k(\bar{\mathbf{w}})$ , with ties broken at random. These  $\mathcal{S}^{(t)}$  clients participate in the training during the next round, consisting of iterations  $t+1, t+2, \dots, t+\tau$ .

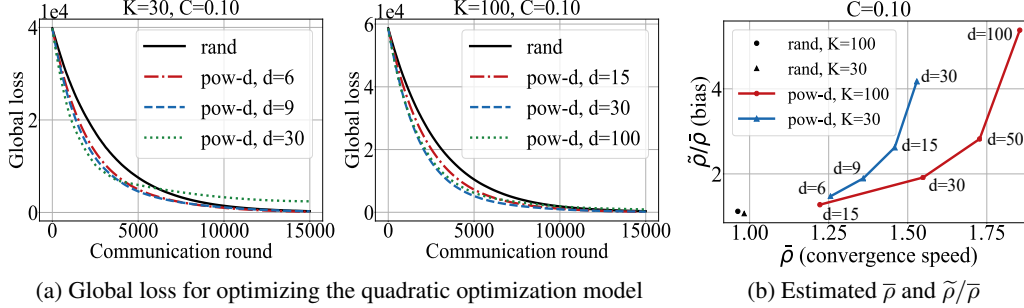


Figure 2: Performance of  $\pi_{\text{pow-d}}$  for the quadratic experiments.  $\pi_{\text{pow-d}}$  converges faster than  $\pi_{\text{rand}}$  for even selecting from a small pool of clients ( $K = 30$ ). As convergence speed ( $\bar{\rho}$ ) increases, solution bias ( $\tilde{\rho}/\bar{\rho}$ ) also increases for  $\pi_{\text{pow-d}}$ , aligning well with our analysis in Section 3.2.

**Variations of  $\pi_{\text{pow-d}}$ .** The three steps of  $\pi_{\text{pow-d}}$  can be flexibly modified to take into account practical considerations. For example, intermittent client availability can be accounted for in step 1 by constructing set  $\mathcal{A}$  only from the set of available clients in that round. We demonstrate the performance of  $\pi_{\text{pow-d}}$  with intermittent client availability in Appendix G.3. The local computation cost and server-client communication cost in step 2 can be reduced or eliminated by the following proposed variants of  $\pi_{\text{pow-d}}$  (see Appendix F for their pseudo-codes).

- **Computation-efficient Variant  $\pi_{\text{cpow-d}}$ :** To save local computation cost, instead of evaluating the  $F_k(\mathbf{w})$  by going through the entire local dataset  $\mathcal{B}_k$ , we use an estimate  $\sum_{\xi \in \hat{\xi}_k} f(\mathbf{w}, \xi) / |\hat{\xi}_k|$ , where  $\hat{\xi}_k$  is the mini-batch of  $b$  samples sampled uniformly at random from  $\mathcal{B}_k$ .
- **Communication- and Computation-efficient Variant  $\pi_{\text{rpow-d}}$ :** To save both local computation and communication cost, the selected clients for each round sends their accumulated averaged loss over local iterations, i.e.,  $\frac{1}{\tau|\xi_k^{(l)}|} \sum_{l=t-\tau+1}^t \sum_{\xi \in \xi_k^{(l)}} f(\mathbf{w}_k^{(l)}, \xi)$  when they send their local models to the server. The server uses the latest received value from each client as a proxy for  $F_k(\mathbf{w})$  to select the clients. For the clients that have not been selected yet, the latest value is set to  $\infty$ .

**Selection Skew of POWER-OF-CHOICE Strategy.** The size  $d$  of the candidate client set  $\mathcal{A}$  is an important parameter which controls the trade-off between convergence speed and solution bias. With  $d = m$  we have random sampling without replacement in proportion of  $p_k$ . As  $d$  increases, the selection skew  $\bar{\rho}$  increases, giving faster error convergence at the risk of a higher error floor. However, note that the convergence analysis replaces  $\rho(\mathbf{w}, \mathbf{w}')$  with  $\bar{\rho}$  to get a conservative error bound. In practice, the convergence speed and the solution bias is dictated by  $\rho(\bar{\mathbf{w}}^{\lceil t/\tau \rceil}, \bar{\mathbf{w}}^{(t)})$  which changes during training. With  $\pi_{\text{pow-d}}$  which is biased towards higher local losses, we expect the selection skew  $\rho(\mathbf{w}, \mathbf{w}')$  to reduce through the course of training. We conjecture that this is why  $\pi_{\text{pow-d}}$  gives faster convergence as well as little or no solution bias in our experiments presented in Section 5.

## 5 Experimental Results

We evaluate our proposed  $\pi_{\text{pow-d}}$  and its practical variants  $\pi_{\text{cpow-d}}$  and  $\pi_{\text{rpow-d}}$ , by three sets of experiments: (1) quadratic optimization, (2) logistic regression on a synthetic federated dataset, Synthetic(1,1) [19], and (3) DNN trained on a non-iid partitioned FMNIST dataset [33]. We also benchmark the selection strategy proposed by [24], active federated learning, denoted as  $\pi_{\text{aff}}$ . Details of the experimental setup are provided in Appendix F, and the code for all experiments are shared in the supplementary material.

**Quadratic and Synthetic Simulation Results.** In Figure 2(a), even with few clients ( $K = 30$ ),  $\pi_{\text{pow-d}}$  converges faster than  $\pi_{\text{rand}}$  with nearly negligible solution bias for small  $d$ . The convergence speed increases with the increase in  $d$ , at the cost of higher error floor due to the solution bias. For  $K = 100$ ,  $\pi_{\text{pow-d}}$  shows convergence speed-up as with  $K = 30$ , but the bias is smaller. Figure 2(b) shows the theoretical values  $\bar{\rho}$  and  $\tilde{\rho}/\bar{\rho}$  which represents the convergence speed and the solution bias respectively in our convergence analysis. Compared to  $\pi_{\text{rand}}$ ,  $\pi_{\text{pow-d}}$  has higher  $\bar{\rho}$  for all  $d$  implying higher convergence speed than  $\pi_{\text{rand}}$ . By varying  $d$  we can span different points on the trade-off

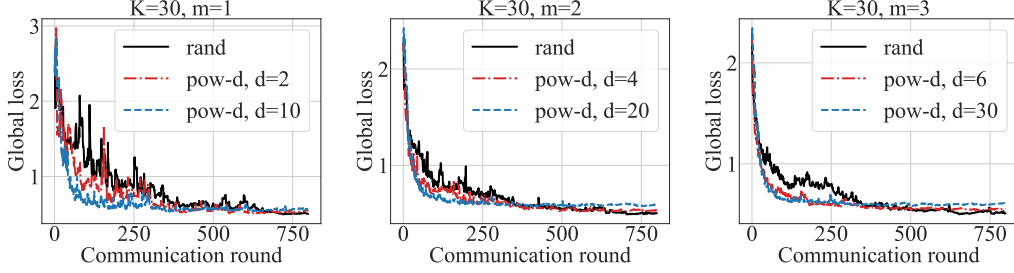
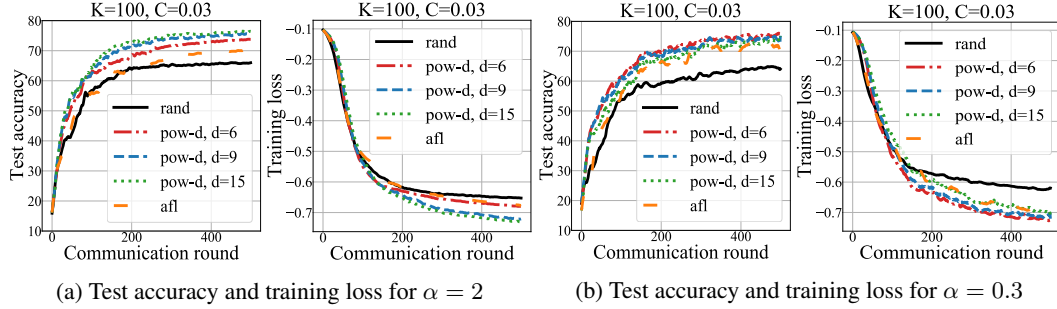


Figure 3: Global loss for logistic regression on the synthetic dataset,  $\text{Synthetic}(1,1)$ , with  $\pi_{\text{rand}}$  and  $\pi_{\text{pow-d}}$  for  $d \in \{2m, 10m\}$  where  $K = 30$ ,  $m \in \{1, 2, 3\}$ .  $\pi_{\text{pow-d}}$  converges approximately  $3 \times$  faster for  $d = 10m$  and  $2 \times$  faster for  $d = 2m$  than  $\pi_{\text{rand}}$  to the global loss  $\approx 0.5$ .



(a) Test accuracy and training loss for  $\alpha = 2$

(b) Test accuracy and training loss for  $\alpha = 0.3$

Figure 4: Test accuracy and training loss for different sampling strategies with  $K = 100$ ,  $C = 0.03$  for varying  $d$  on the FMNIST dataset. For both small and large  $\alpha$ ,  $\pi_{\text{pow-d}}$  achieves at least 10% test accuracy improvement than  $\pi_{\text{rand}}$  and the training loss converges at a much higher rate than  $\pi_{\text{rand}}$ .

between the convergence speed and bias. For  $d = 15$  and  $K = 100$ ,  $\tilde{\rho}/\bar{\rho}$  of  $\pi_{\text{pow-d}}$  and  $\pi_{\text{rand}}$  are approximately identical, but  $\pi_{\text{pow-d}}$  has higher  $\bar{\rho}$ , implying that  $\pi_{\text{pow-d}}$  can yield higher convergence speed with negligible solution bias. In Appendix G.1, we present the clients' selected frequency ratio for  $\pi_{\text{pow-d}}$  and  $\pi_{\text{rand}}$  which gives novel insights regarding the difference between the two strategies.

For the synthetic dataset simulations, we present the global losses in Figure 3 for  $\pi_{\text{rand}}$  and  $\pi_{\text{pow-d}}$  for different  $d$  and  $m$ . We show that  $\pi_{\text{pow-d}}$  converges approximately  $3 \times$  faster to the global loss  $\approx 0.5$  than  $\pi_{\text{rand}}$  when  $d = 10m$ , with a slightly higher error floor. Even with  $d = 2m$ , we get  $2 \times$  faster convergence to global loss  $\approx 0.5$  than  $\pi_{\text{rand}}$ .

**Experiments with Heterogeneously Distributed FMNIST.** As elaborated in Appendix F,  $\alpha$  determines the data heterogeneity across clients. Smaller  $\alpha$  indicates larger data heterogeneity. In Figure 4, we present the test accuracy and training losses for the different sampling strategies from the FMNIST experiments with  $\alpha = 0.3$  and  $\alpha = 2$ . Observe that  $\pi_{\text{pow-d}}$  achieves approximately 10% and 5% higher test accuracy than  $\pi_{\text{rand}}$  and  $\pi_{\text{afl}}$  respectively for both  $\alpha = 2$  and  $\alpha = 0.3$ . For higher  $\alpha$  (less data heterogeneity) larger  $d$  (more selection skew) performs better than smaller  $d$ .

Figure 4(a) shows that this performance improvement due to the increase of  $d$  eventually converges. For smaller  $\alpha$ , as in Figure 4(b), smaller  $d = 6$  performs better than larger  $d$  which shows that too much solution bias is adversarial to the performance in the presence of large data heterogeneity. The observations on training loss are consistent with the test accuracy results.

**Performance of the Communication- and Computation-Efficient variants.** Next, we evaluate  $\pi_{\text{cpow-d}}$  and  $\pi_{\text{tpow-d}}$  which were introduced in Section 4. In Figure 5, for  $\alpha = 2$ ,  $\pi_{\text{tpow-d}}$  and  $\pi_{\text{cpow-d}}$  each yields approximately 5% and 6% higher accuracy than  $\pi_{\text{rand}}$ , but both yield lower accuracy than  $\pi_{\text{pow-d}}$  that utilizes the highest computation and communication resources. For  $\alpha = 0.3$ ,  $\pi_{\text{cpow-d}}$  and  $\pi_{\text{tpow-d}}$  perform as well as  $\pi_{\text{pow-d}}$  and give a 10% accuracy improvement over  $\pi_{\text{rand}}$ . Moreover,  $\pi_{\text{pow-d}}$ ,  $\pi_{\text{tpow-d}}$  and  $\pi_{\text{cpow-d}}$  all have higher accuracy and faster convergence than  $\pi_{\text{afl}}$ .

We evaluate the communication and computation efficiency of POWER-OF-CHOICE by comparing different strategies in terms of  $R_{60}$ , the number of communication rounds required to reach test accuracy 60%, and  $t_{\text{comp}}$ , the average computation time (in seconds) spent per round. The computation

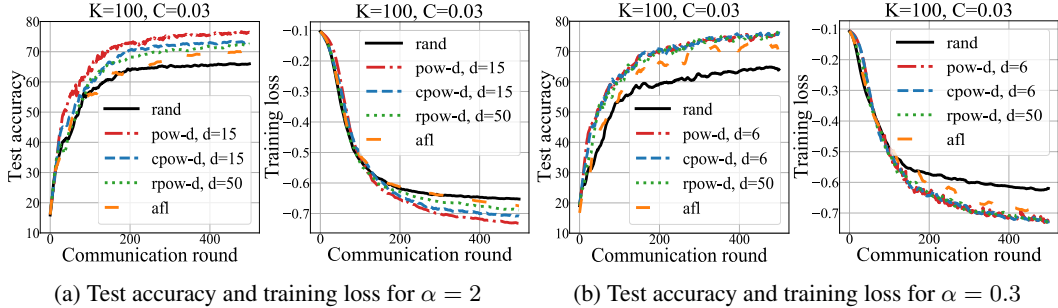


Figure 5: Test accuracy and training loss for different sampling strategies including  $\pi_{\text{cpow-d}}$  and  $\pi_{\text{rpow-d}}$ , for  $K = 100$ ,  $C = 0.03$  on the FMNIST dataset.  $\pi_{\text{rpow-d}}$  which requires no additional communication and minor computation, yields higher test accuracy than  $\pi_{\text{rand}}$  and  $\pi_{\text{afl}}$ .

time includes the the time taken by the central server to select the clients (including the computation time for the  $d$  clients to compute their local loss values) and the time taken by selected clients to perform local updates. In Table 1, with only  $C = 0.03$  fraction of clients,  $\pi_{\text{pow-d}}$ ,  $\pi_{\text{cpow-d}}$ , and  $\pi_{\text{rpow-d}}$  have about 5% higher test accuracy than ( $\pi_{\text{rand}}, C = 0.1$ ). The  $R_{60}$  for  $\pi_{\text{pow-d}}$ ,  $\pi_{\text{cpow-d}}$ ,  $\pi_{\text{rpow-d}}$  is 0.52, 0.47, 0.57 times that of ( $\pi_{\text{rand}}, C = 0.1$ ) respectively. This implies that even for  $\pi_{\text{rpow-d}}$  which does not incur any additional communication cost for client selection, we can get a  $2\times$  reduction in the number of communication rounds using 1/3 of clients compared to ( $\pi_{\text{rand}}, C = 0.1$ ) and still get higher test accuracy performance. Note that the computation time  $t_{\text{comp}}$  for  $\pi_{\text{cpow-d}}$  and  $\pi_{\text{rpow-d}}$  with  $C = 0.03$  is smaller than that of  $\pi_{\text{rand}}$  with  $C = 0.1$ . In Appendix G.2, we show that the results for  $\alpha = 2$  are consistent with the  $\alpha = 0.3$  case shown in Table 1. In Appendix G.4, we also show that for  $C = 0.1$ , the results are consistent with the  $C = 0.03$  case.

Table 1: Comparison of  $R_{60}$ ,  $t_{\text{comp}}$ (sec), and test accuracy (%) for different sampling strategies with  $\alpha = 0.3$ . In the parentheses we show the ratio of each value with that for  $\pi_{\text{rand}}$  with  $C = 0.1$ .

	$C = 0.1$		$C = 0.03$			
	rand	rand	pow-d, $d = 6$	cpow-d, $d = 6$	rpow-d, $d = 50$	afl
$R_{60}$	172	234(1.36)	89(0.52)	<b>80 (0.47)</b>	<b>98 (0.57)</b>	121(0.70)
$t_{\text{comp}}$	0.43	0.36(0.85)	0.48(1.13)	<b>0.37 (0.88)</b>	<b>0.37 (0.85)</b>	0.36(0.84)
Test Acc.	<b>71.21</b> $\pm$ 2.41	64.87 $\pm$ 1.97	76.47 $\pm$ 0.87	<b>76.63</b> $\pm$ 0.79	<b>76.56</b> $\pm$ 1.00	73.28 $\pm$ 1.05

## 6 Concluding Remarks

In this work, we present the convergence guarantees for federated learning with partial device participation with any biased client selection strategy. We discover that biasing client selection can speed up the convergence at the rate  $\mathcal{O}(\frac{1}{\bar{\rho}})$  where  $\bar{\rho}$  is the selection skew towards clients with higher local losses. Motivated by this insight, we propose the adaptive client selection strategy POWER-OF-CHOICE. Extensive experiments validate that POWER-OF-CHOICE yields  $3\times$  faster convergence and 10% higher test accuracy than the baseline federated averaging with random selection. Even with using fewer clients than random selection, POWER-OF-CHOICE converges  $2\times$  faster with high test performance. An interesting future direction is to improve the fairness [34–37] and robustness [38] of POWER-OF-CHOICE by modifying step 3 of the algorithm to use a different metric such as the clipped loss or the  $q$ -fair loss proposed [34] instead of  $F_k(\mathbf{w})$ .

## Acknowledgments

This research was generously supported in part by the Doctoral Study Abroad Scholarship from the Korean Government (Yae Jee Cho) and the Qualcomm Innovation fellowship (Jianyu Wang), NSF grant CCF-1850029 and the 2018 IBM Faculty Research Award. Experiments were conducted on clusters provided by the Parallel Data Lab at CMU.



## References

- [1] Jeffrey Dean, Greg S. Corrado, Rajat Monga, Kai Chen, Matthieu Devin, Quoc V. Le, Mark Z. Mao, Marc’Aurelio Ranzato, Andrew Senior, Paul Tucker, Ke Yang, and Andrew Y. Ng. Large scale distributed deep networks. In *Proceedings of the International Conference on Neural Information Processing Systems*, pages 1223–1231, 2012.
- [2] H. Brendan McMahan, Eider Moore, Daniel Ramage, Seth Hampson, and Blaise Agøura y Arcas. Communication-Efficient Learning of Deep Networks from Decentralized Data. *International Conference on Artificial Intelligence and Statistics (AISTATS)*, April 2017.
- [3] Peter Kairouz, H. Brendan McMahan, Brendan Avent, Aurelien Bellet, Mehdi Bennis, Arjun Nitin Bhagoji, Keith Bonawitz, Zachary Charles, Graham Cormode, Rachel Cummings, Rafael G. L. D’Oliveira, Salim El Rouayheb, David Evans, Josh Gardner, Zachary Garrett, Adria Gascon, Badih Ghazi, Phillip B. Gibbons, Marco Gruteser, Zaid Harchaoui, Chaoyang He, Lie He, Zhouyuan Huo, Ben Hutchinson, Justin Hsu, Martin Jaggi, Tara Javidi, Gauri Joshi, Mikhail Khodak, Jakub Konecny, Aleksandra Korolova, Farinaz Koushanfar, Sanmi Koyejo, Tancrede Lepoint, Yang Liu, Prateek Mittal, Mehryar Mohri, Richard Nock, Ayfer Ozgur, Rasmus Pagh, Mariana Raykova, Hang Qi, Daniel Ramage, Ramesh Raskar, Dawn Song, Weikang Song, Sebastian U. Stich, Ziteng Sun, Ananda Theertha Suresh, Florian Tramer, Praneeth Vepakomma, Jianyu Wang, Li Xiong, Zheng Xu, Qiang Yang, Felix X. Yu, Han Yu, and Sen Zhao. Advances and open problems in federated learning. *arXiv preprint arXiv:1912.04977*, 2019.
- [4] Keith Bonawitz, Hubert Eichner, Wolfgang Grieskamp, Dzmitry Huba, Alex Ingerman, Vladimir Ivanov, Chloe Kiddon, Jakub Konecny, Stefano Mazzocchi, H. Brendan McMahan, Timon Van Overveldt, David Petrou, Daniel Ramage, and Jason Roselander. Towards Federated Learning at Scale: System Design. *SysML*, April 2019.
- [5] Hao Yu, Sen Yang, and Shenghuo Zhu. Parallel restarted SGD for non-convex optimization with faster convergence and less communication. *arXiv preprint arXiv:1807.06629*, 2018.
- [6] Sebastian U Stich. Local SGD converges fast and communicates little. *arXiv preprint arXiv:1805.09767*, 2018.
- [7] Jianyu Wang and Gauri Joshi. Cooperative SGD: A unified framework for the design and analysis of communication-efficient SGD algorithms. *arXiv preprint arXiv:1808.07576*, 2018.
- [8] Jianyu Wang and Gauri Joshi. Adaptive Communication Strategies for Best Error-Runtime Trade-offs in Communication-Efficient Distributed SGD. In *Proceedings of the SysML Conference*, April 2019.
- [9] Sashank Reddi, Zachary Charles, Manzil Zaheer, Zachary Garrett, Keith Rush, Jakub Konečný, Sanjiv Kumar, and H Brendan McMahan. Adaptive federated optimization. *arXiv preprint arXiv:2003.00295*, 2020.
- [10] Farzin Haddadpour and Mehrdad Mahdavi. On the convergence of local descent methods in federated learning. *arXiv preprint arXiv:1910.14425*, 2019.
- [11] A Khaled, K Mishchenko, and P Richtárik. Tighter theory for local SGD on identical and heterogeneous data. In *The 23rd International Conference on Artificial Intelligence and Statistics (AISTATS 2020)*, 2020.
- [12] Sebastian U Stich and Sai Praneeth Karimireddy. The error-feedback framework: Better rates for SGD with delayed gradients and compressed communication. *arXiv preprint arXiv:1909.05350*, 2019.
- [13] Blake Woodworth, Kumar Kshitij Patel, Sebastian U Stich, Zhen Dai, Brian Bullins, H Brendan McMahan, Ohad Shamir, and Nathan Srebro. Is local SGD better than minibatch SGD? *arXiv preprint arXiv:2002.07839*, 2020.
- [14] Anastasia Koloskova, Nicolas Loizou, Sadra Boreiri, Martin Jaggi, and Sebastian U Stich. A unified theory of decentralized SGD with changing topology and local updates. *arXiv preprint arXiv:2003.10422*, 2020.

- [15] Zhouyuan Huo, Qian Yang, Bin Gu, Lawrence Carin, and Heng Huang. Faster on-device training using new federated momentum algorithm. *arXiv preprint arXiv:2002.02090*, 2020.
- [16] Xinwei Zhang, Mingyi Hong, Sairaj Dhople, Wotao Yin, and Yang Liu. FedPD: A federated learning framework with optimal rates and adaptivity to non-IID data. *arXiv preprint arXiv:2005.11418*, 2020.
- [17] Reese Pathak and Martin J Wainwright. FedSplit: An algorithmic framework for fast federated optimization. *arXiv preprint arXiv:2005.05238*, 2020.
- [18] Grigory Malinovsky, Dmitry Kovalev, Elnur Gasanov, Laurent Condat, and Peter Richtarik. From local SGD to local fixed point methods for federated learning. *arXiv preprint arXiv:2004.01442*, 2020.
- [19] Anit Kumar Sahu, Tian Li, Maziar Sanjabi, Manzil Zaheer, Ameet Talwalkar, and Virginia Smith. Federated optimization for heterogeneous networks. <https://arxiv.org/abs/1812.06127>, January 2019.
- [20] Jianyu Wang, Qinghua Liu, Hao Liang, Gauri Joshi, and H. Vincent Poor. Tackling the Objective Inconsistency Problem in Heterogeneous Federated Optimization. *preprint*, May 2020.
- [21] Sai Praneeth Karimireddy, Satyen Kale, Mehryar Mohri, Sashank J Reddi, Sebastian U Stich, and Ananda Theertha Suresh. SCAFFOLD: Stochastic controlled averaging for on-device federated learning. *arXiv preprint arXiv:1910.06378*, 2019.
- [22] Xiang Li, Kaixuan Huang, Wenhao Yang, Shusen Wang, and Zhihua Zhang. On the convergence of fedavg on non-iid data. In *International Conference on Learning Representations (ICLR)*, July 2020.
- [23] Yichen Ruan, Xiaoxi Zhang, Shu-Che Liang, and Carlee Joe-Wong. Towards flexible device participation in federated learning for non-iid data. *ArXiv*, 2020.
- [24] Jack Goetz, Kshitiz Malik, Duc Bui, Seungwhan Moon, Honglei Liu, and Anuj Kumar. Active federated learning. *ArXiv*, 2019.
- [25] Yassine Laguel, Krishna Pillutla, Jérôme Malick, and Zaid Harchaoui. Device heterogeneity in federated learning: A superquantile approach. *ArXiv*, 2020.
- [26] Mónica Ribero and Haris Vikalo. Communication-efficient federated learning via optimal client sampling. *ArXiv*, 2020.
- [27] Takayuki Nishio and Ryo Yonetani. Client selection for federated learning with heterogeneous resources in mobile edge. In *IEEE International Conference on Communications*, pages 1–7, May 2019.
- [28] Angela H. Jiang, Daniel L. K. Wong, Giulio Zhou, David G. Andersen, Jeffrey Dean, Gregory R. Ganger, Gauri Joshi, Michael Kaminsky, Michael Kozuch, Zachary C. Lipton, and Padmanabhan Pillai. Accelerating deep learning by focusing on the biggest losers, 2019.
- [29] A. Katharopoulos and F. Fleuret. Not all samples are created equal: Deep learning with importance sampling. In *Proceedings of the International Conference on Machine Learning (ICML)*, volume 80 of *Proceedings of Machine Learning Research*, pages 2525–2534, 2018.
- [30] Vatsal Shah, Xiaoxia Wu, and Sujay Sanghavi. Choosing the sample with lowest loss makes sgd robust. In *Proceedings of the 23rd International Conference on Artificial Intelligence and Statistics (AISTATS 2020)*, 2020.
- [31] Farnood Salehi, Patrick Thiran, and Elisa Celis. Coordinate descent with bandit sampling, 2018.
- [32] M. Mitzenmacher. *The power of two choices in randomized load balancing*. PhD thesis, University of California Berkeley, CA, 1996.
- [33] Han Xiao, Kashif Rasul, and Roland Vollgraf. Fashion-mnist: a novel image dataset for benchmarking machine learning algorithms. <https://arxiv.org/abs/1708.07747>, aug 2017.

- [34] Tian Li, Maziar Sanjabi, and Virginia Smith. Fair resource allocation in federated learning. *arXiv preprint arXiv:1905.10497*, 2019.
- [35] Han Yu, Zelei Liu, Yang Liu, Tianjian Chen, Mingshu Cong, Xi Weng, Dusit Niyato, and Qiang Yang. A fairness-aware incentive scheme for federated learning. *Proceedings of the AAAI/ACM Conference on AI, Ethics, and Society*, page 393–399, 2020.
- [36] Lingjuan Lyu, Jiangshan Yu, Karthik Nandakumar, Yitong Li, Xingjun Ma, Jiong Jin, Han Yu, and Kee Siong Ng. Towards Fair and Privacy-Preserving Federated Deep Models. *IEEE Transactions on Parallel and Distributed Systems*, May 2020.
- [37] Mehryar Mohri, Gary Sivek, and Ananda Theertha Suresh. Agnostic federated learning. In Kamalika Chaudhuri and Ruslan Salakhutdinov, editors, *Proceedings of the 36th International Conference on Machine Learning*, volume 97 of *Proceedings of Machine Learning Research*, pages 4615–4625, Long Beach, California, USA, 09–15 Jun 2019. PMLR.
- [38] Krishna Pillutla, Sham M. Kakade, and Zaid Harchaoui. Robust aggregation for federated learning. *arXiv preprint 1912.13445*, 2019.
- [39] Tzu-Ming Harry Hsu, Hang Qi, and Matthew Brown. Measuring the effects of non-identical data distribution for federated visual classification. <https://arxiv.org/abs/1909.06335>, September 2019.

## A Additional Theorem

**Theorem A.1** (Convergence with Fixed Learning Rate). *Under Assumptions 3.1 to 3.4, a fixed learning rate  $\eta \leq \min\{\frac{1}{2\mu B}, \frac{1}{4L}\}$  where  $B = 1 + \frac{3\bar{\rho}}{8}$ , and any client selection strategy  $\pi$  as defined above, the error after  $T$  iterations of federated averaging with partial device participation satisfies*

$$\begin{aligned}
& F(\bar{\mathbf{w}}^{(T)}) - F^* \\
& \leq \underbrace{\frac{L}{\mu} \left[ 1 - \eta\mu \left( 1 + \frac{3\bar{\rho}}{8} \right) \right]^T \left( F(\bar{\mathbf{w}}^{(0)}) - F^* - \frac{4 \left[ \eta \left( 32\tau^2 G^2 + \frac{\sigma^2}{m} + 6\bar{\rho}L\Gamma \right) + 2\Gamma(\tilde{\rho} - \bar{\rho}) \right]}{8 + 3\bar{\rho}} \right)}_{\text{Vanishing Term}} \\
& \quad + \underbrace{\frac{4L\eta \left( 32\tau^2 G^2 + \frac{\sigma^2}{m} + 6\bar{\rho}L\Gamma \right)}{\mu(8 + 3\bar{\rho})} + \frac{8L\Gamma(\tilde{\rho} - \bar{\rho})}{\mu(8 + 3\bar{\rho})}}_{\text{Non-vanishing bias}} \tag{8}
\end{aligned}$$

As  $T \rightarrow \infty$  the first term in (8) goes to 0 and the second term becomes the bias term for the fixed learning rate case. For a small  $\eta$ , we have that the bias term for the fixed learning rate case in Theorem A.1 is upper bounded by  $\frac{8L\Gamma}{3\mu} \left( \frac{\tilde{\rho}}{\bar{\rho}} - 1 \right)$  which is identical to the decaying-learning rate case. The proof is presented in Appendix D.

## B Preliminaries for Proof of Theorem 3.1 and Theorem A.1

We present the preliminary lemmas used for proof of Theorem 3.1 and Theorem A.1. We will denote the expectation over the sampling random source  $\mathcal{S}^{(t)}$  as  $\mathbb{E}_{\mathcal{S}^{(t)}}$  and the expectation over all the random sources as  $\mathbb{E}$ .

**Lemma B.1.** *Suppose  $F_k$  is  $L$ -smooth with global minimum at  $\mathbf{w}_k^*$ , then for any  $\mathbf{w}_k$  in the domain of  $F_k$ , we have that*

$$\|\nabla F_k(\mathbf{w}_k)\|^2 \leq 2L(F_k(\mathbf{w}_k) - F_k(\mathbf{w}_k^*)) \tag{9}$$

*Proof.*

$$F_k(\mathbf{w}_k) - F_k(\mathbf{w}_k^*) - \langle \nabla F_k(\mathbf{w}_k^*), \mathbf{w}_k - \mathbf{w}_k^* \rangle \geq \frac{1}{2L} \|\nabla F_k(\mathbf{w}_k) - \nabla F_k(\mathbf{w}_k^*)\|^2 \tag{10}$$

$$F_k(\mathbf{w}_k) - F_k(\mathbf{w}_k^*) \geq \frac{1}{2L} \|\nabla F_k(\mathbf{w}_k)\|^2 \tag{11}$$

□

**Lemma B.2** (Expected average discrepancy between  $\bar{\mathbf{w}}^{(t)}$  and  $\mathbf{w}_k^{(t)}$  for  $k \in \mathcal{S}^{(t)}$ ).

$$\frac{1}{m} \mathbb{E} \left[ \sum_{k \in \mathcal{S}^{(t)}} \|\bar{\mathbf{w}}^{(t)} - \mathbf{w}_k^{(t)}\|^2 \right] \leq 16\eta_t^2 \tau^2 G^2 \tag{12}$$

*Proof.*

$$\frac{1}{m} \sum_{k \in \mathcal{S}^{(t)}} \|\bar{\mathbf{w}}^{(t)} - \mathbf{w}_k^{(t)}\|^2 = \frac{1}{m} \sum_{k \in \mathcal{S}^{(t)}} \left\| \frac{1}{m} \sum_{k' \in \mathcal{S}^{(t)}} (\mathbf{w}_{k'}^{(t)} - \mathbf{w}_k^{(t)}) \right\|^2 \tag{13}$$

$$\leq \frac{1}{m^2} \sum_{k \in \mathcal{S}^{(t)}} \sum_{k' \in \mathcal{S}^{(t)}} \|\mathbf{w}_{k'}^{(t)} - \mathbf{w}_k^{(t)}\|^2 \tag{14}$$

$$= \frac{1}{m^2} \sum_{\substack{k \neq k', \\ k, k' \in \mathcal{S}^{(t)}}} \|\mathbf{w}_{k'}^{(t)} - \mathbf{w}_k^{(t)}\|^2 \tag{15}$$

Observe from the update rule that  $k, k'$  are in the same set  $\mathcal{S}^{(t)}$  and hence the terms where  $k = k'$  in the summation in (14) will be zero resulting in (15). Moreover for any arbitrary  $t$  there is a  $t_0$  such that  $0 \leq t - t_0 < \tau$  that  $\mathbf{w}_{k'}^{(t_0)} = \mathbf{w}_k^{(t_0)}$  since the selected clients are updated with the global model at every  $\tau$ . Hence even for an arbitrary  $t$  we have that the difference between  $\|\mathbf{w}_{k'}^{(t)} - \mathbf{w}_k^{(t)}\|^2$  is upper bounded by  $\tau$  updates. With non-increasing  $\eta_t$  over  $t$  and  $\eta_{t_0} \leq 2\eta_t$ , (15) can be further bounded as,

$$\frac{1}{m^2} \sum_{\substack{k \neq k', \\ k, k' \in \mathcal{S}^{(t)}}} \|\mathbf{w}_{k'}^{(t)} - \mathbf{w}_k^{(t)}\|^2 \leq \frac{1}{m^2} \sum_{\substack{k \neq k', \\ k, k' \in \mathcal{S}^{(t)}}} \left\| \sum_{i=t_0}^{t_0+\tau-1} \eta_i (g_{k'}(\mathbf{w}_{k'}^{(i)}, \xi_{k'}^{(i)}) - g_k(\mathbf{w}_k^{(i)}, \xi_k^{(i)})) \right\|^2 \quad (16)$$

$$\leq \frac{\eta_{t_0}^2 \tau}{m^2} \sum_{\substack{k \neq k', \\ k, k' \in \mathcal{S}^{(t)}}} \sum_{i=t_0}^{t_0+\tau-1} \|(g_{k'}(\mathbf{w}_{k'}^{(i)}, \xi_{k'}^{(i)}) - g_k(\mathbf{w}_k^{(i)}, \xi_k^{(i)}))\|^2 \quad (17)$$

$$\leq \frac{\eta_{t_0}^2 \tau}{m^2} \sum_{\substack{k \neq k', \\ k, k' \in \mathcal{S}^{(t)}}} \sum_{i=t_0}^{t_0+\tau-1} [2\|g_{k'}(\mathbf{w}_{k'}^{(i)}, \xi_{k'}^{(i)})\|^2 + 2\|g_k(\mathbf{w}_k^{(i)}, \xi_k^{(i)})\|^2] \quad (18)$$

By taking expectation over (18),

$$\mathbb{E}\left[\frac{1}{m^2} \sum_{\substack{k \neq k', \\ k, k' \in \mathcal{S}^{(t)}}} \|\mathbf{w}_{k'}^{(t)} - \mathbf{w}_k^{(t)}\|^2\right] \leq \frac{2\eta_{t_0}^2 \tau}{m^2} \mathbb{E}\left[\sum_{\substack{k \neq k', \\ k, k' \in \mathcal{S}^{(t)}}} \sum_{i=t_0}^{t_0+\tau-1} (\|g_{k'}(\mathbf{w}_{k'}^{(i)}, \xi_{k'}^{(i)})\|^2 + \|g_k(\mathbf{w}_k^{(i)}, \xi_k^{(i)})\|^2)\right] \quad (19)$$

$$\leq \frac{2\eta_{t_0}^2 \tau}{m^2} \mathbb{E}_{\mathcal{S}^{(t)}}\left[\sum_{\substack{k \neq k', \\ k, k' \in \mathcal{S}^{(t)}}} \sum_{i=t_0}^{t_0+\tau-1} 2G^2\right] \quad (20)$$

$$= \frac{2\eta_{t_0}^2 \tau}{m^2} \mathbb{E}_{\mathcal{S}^{(t)}}\left[\sum_{\substack{k \neq k', \\ k, k' \in \mathcal{S}^{(t)}}} 2\tau G^2\right] \quad (21)$$

$$\leq \frac{16\eta_t^2 (m-1)\tau^2 G^2}{m} \quad (22)$$

$$\leq 16\eta_t^2 \tau^2 G^2 \quad (23)$$

where (22) is because there can be at most  $m(m-1)$  pairs such that  $k \neq k'$  in  $\mathcal{S}^{(t)}$ .  $\square$

**Lemma B.3** (Upper bound for expectation over  $\|\bar{\mathbf{w}}^{(t)} - \mathbf{w}^*\|^2$  for any selection strategy  $\pi$ ). *With  $\mathbb{E}[\cdot]$ , the total expectation over all random sources including the random source from selection strategy we have the upper bound:*

$$\mathbb{E}[\|\bar{\mathbf{w}}^{(t)} - \mathbf{w}^*\|^2] \leq \frac{1}{m} \mathbb{E}\left[\sum_{k \in \mathcal{S}^{(t)}} \|\mathbf{w}_k^{(t)} - \mathbf{w}^*\|^2\right] \quad (24)$$

*Proof.*

$$\mathbb{E}[\|\bar{\mathbf{w}}^{(t)} - \mathbf{w}^*\|^2] = \mathbb{E}\left[\left\|\frac{1}{m} \sum_{k \in \mathcal{S}^{(t)}} \mathbf{w}_k^{(t)} - \mathbf{w}^*\right\|^2\right] = \mathbb{E}\left[\left\|\frac{1}{m} \sum_{k \in \mathcal{S}^{(t)}} (\mathbf{w}_k^{(t)} - \mathbf{w}^*)\right\|^2\right] \quad (25)$$

$$\leq \frac{1}{m} \mathbb{E}\left[\sum_{k \in \mathcal{S}^{(t)}} \|\mathbf{w}_k^{(t)} - \mathbf{w}^*\|^2\right] \quad (26)$$

$\square$

### C Proof of Theorem 3.1

With  $\bar{\mathbf{g}}^{(t)} = \frac{1}{m} \sum_{k \in \mathcal{S}^{(t)}} g_k(\mathbf{w}_k^{(t)}, \xi_k^{(t)})$  as defined in Section 2, we have that

$$\begin{aligned}
\|\bar{\mathbf{w}}^{(t+1)} - \mathbf{w}^*\|^2 &= \|\bar{\mathbf{w}}^{(t)} - \eta_t \bar{\mathbf{g}}^{(t)} - \mathbf{w}^*\|^2 \tag{27} \\
&= \|\bar{\mathbf{w}}^{(t)} - \eta_t \bar{\mathbf{g}}^{(t)} - \mathbf{w}^* - \frac{\eta_t}{m} \sum_{k \in \mathcal{S}^{(t)}} \nabla F_k(\mathbf{w}_k^{(t)}) + \frac{\eta_t}{m} \sum_{k \in \mathcal{S}^{(t)}} \nabla F_k(\mathbf{w}_k^{(t)})\|^2 \tag{28} \\
&= \|\bar{\mathbf{w}}^{(t)} - \mathbf{w}^* - \frac{\eta_t}{m} \sum_{k \in \mathcal{S}^{(t)}} \nabla F_k(\mathbf{w}_k^{(t)})\|^2 + \eta_t^2 \left\| \frac{1}{m} \sum_{k \in \mathcal{S}^{(t)}} \nabla F_k(\mathbf{w}_k^{(t)}) - \bar{\mathbf{g}}^{(t)} \right\|^2 \\
&\quad + 2\eta_t \langle \bar{\mathbf{w}}^{(t)} - \mathbf{w}^* - \frac{\eta_t}{m} \sum_{k \in \mathcal{S}^{(t)}} \nabla F_k(\mathbf{w}_k^{(t)}), \frac{1}{m} \sum_{k \in \mathcal{S}^{(t)}} \nabla F_k(\mathbf{w}_k^{(t)}) - \bar{\mathbf{g}}^{(t)} \rangle \tag{29} \\
&= \underbrace{\|\bar{\mathbf{w}}^{(t)} - \mathbf{w}^*\|^2 - 2\eta_t \langle \bar{\mathbf{w}}^{(t)} - \mathbf{w}^*, \frac{1}{m} \sum_{k \in \mathcal{S}^{(t)}} \nabla F_k(\mathbf{w}_k^{(t)}) \rangle}_{A_1} \\
&\quad + \underbrace{2\eta_t \langle \bar{\mathbf{w}}^{(t)} - \mathbf{w}^* - \frac{\eta_t}{m} \sum_{k \in \mathcal{S}^{(t)}} \nabla F_k(\mathbf{w}_k^{(t)}), \frac{1}{m} \sum_{k \in \mathcal{S}^{(t)}} \nabla F_k(\mathbf{w}_k^{(t)}) - \bar{\mathbf{g}}^{(t)} \rangle}_{A_2} \\
&\quad + \underbrace{\eta_t^2 \left\| \frac{1}{m} \sum_{k \in \mathcal{S}^{(t)}} \nabla F_k(\mathbf{w}_k^{(t)}) \right\|^2}_{A_3} + \underbrace{\eta_t^2 \left\| \frac{1}{m} \sum_{k \in \mathcal{S}^{(t)}} \nabla F_k(\mathbf{w}_k^{(t)}) - \bar{\mathbf{g}}^{(t)} \right\|^2}_{A_4} \tag{30}
\end{aligned}$$

First let's bound  $A_1$ .

$$-2\eta_t \langle \bar{\mathbf{w}}^{(t)} - \mathbf{w}^*, \frac{1}{m} \sum_{k \in \mathcal{S}^{(t)}} \nabla F_k(\mathbf{w}_k^{(t)}) \rangle = -\frac{2\eta_t}{m} \sum_{k \in \mathcal{S}^{(t)}} \langle \bar{\mathbf{w}}^{(t)} - \mathbf{w}^*, \nabla F_k(\mathbf{w}_k^{(t)}) \rangle \tag{31}$$

$$= -\frac{2\eta_t}{m} \sum_{k \in \mathcal{S}^{(t)}} \langle \bar{\mathbf{w}}^{(t)} - \mathbf{w}_k^{(t)}, \nabla F_k(\mathbf{w}_k^{(t)}) \rangle - \frac{2\eta_t}{m} \sum_{k \in \mathcal{S}^{(t)}} \langle \mathbf{w}_k^{(t)} - \mathbf{w}^*, \nabla F_k(\mathbf{w}_k^{(t)}) \rangle \tag{32}$$

$$\leq \frac{\eta_t}{m} \sum_{k \in \mathcal{S}^{(t)}} \left( \frac{1}{\eta_t} \|\bar{\mathbf{w}}^{(t)} - \mathbf{w}_k^{(t)}\|^2 + \eta_t \|\nabla F_k(\mathbf{w}_k^{(t)})\|^2 \right) - \frac{2\eta_t}{m} \sum_{k \in \mathcal{S}^{(t)}} \langle \mathbf{w}_k^{(t)} - \mathbf{w}^*, \nabla F_k(\mathbf{w}_k^{(t)}) \rangle \tag{33}$$

$$= \frac{1}{m} \sum_{k \in \mathcal{S}^{(t)}} \|\bar{\mathbf{w}}^{(t)} - \mathbf{w}_k^{(t)}\|^2 + \frac{\eta_t^2}{m} \sum_{k \in \mathcal{S}^{(t)}} \|\nabla F_k(\mathbf{w}_k^{(t)})\|^2 - \frac{2\eta_t}{m} \sum_{k \in \mathcal{S}^{(t)}} \langle \mathbf{w}_k^{(t)} - \mathbf{w}^*, \nabla F_k(\mathbf{w}_k^{(t)}) \rangle \tag{34}$$

$$\leq \frac{1}{m} \sum_{k \in \mathcal{S}^{(t)}} \|\bar{\mathbf{w}}^{(t)} - \mathbf{w}_k^{(t)}\|^2 + \frac{2L\eta_t^2}{m} \sum_{k \in \mathcal{S}^{(t)}} (F_k(\mathbf{w}_k^{(t)}) - F_k^*) - \frac{2\eta_t}{m} \sum_{k \in \mathcal{S}^{(t)}} \langle \mathbf{w}_k^{(t)} - \mathbf{w}^*, \nabla F_k(\mathbf{w}_k^{(t)}) \rangle \tag{35}$$

$$\leq \frac{1}{m} \sum_{k \in \mathcal{S}^{(t)}} \|\bar{\mathbf{w}}^{(t)} - \mathbf{w}_k^{(t)}\|^2 + \frac{2L\eta_t^2}{m} \sum_{k \in \mathcal{S}^{(t)}} (F_k(\mathbf{w}_k^{(t)}) - F_k^*) - \frac{2\eta_t}{m} \sum_{k \in \mathcal{S}^{(t)}} \left[ (F_k(\mathbf{w}_k^{(t)}) - F_k(\mathbf{w}^*)) + \frac{\mu}{2} \|\mathbf{w}_k^{(t)} - \mathbf{w}^*\|^2 \right] \tag{36}$$

$$\leq 16\eta_t^2 \tau^2 G^2 - \frac{\eta_t \mu}{m} \sum_{k \in \mathcal{S}^{(t)}} \|\mathbf{w}_k^{(t)} - \mathbf{w}^*\|^2 + \frac{2L\eta_t^2}{m} \sum_{k \in \mathcal{S}^{(t)}} (F_k(\mathbf{w}_k^{(t)}) - F_k^*) - \frac{2\eta_t}{m} \sum_{k \in \mathcal{S}^{(t)}} (F_k(\mathbf{w}_k^{(t)}) - F_k(\mathbf{w}^*)) \tag{37}$$

where (33) is due to the AM-GM inequality and Cauchy–Schwarz inequality, (35) is due to Lemma B.1, (36) is due to the  $\mu$ -convexity of  $F_k$ , and (37) is due to Lemma B.2. Next, in expectation,  $\mathbb{E}[A_2] = 0$  due to the unbiased gradient. Next again with Lemma B.1 we bound  $A_3$  as follows:

$$\eta_t^2 \left\| \frac{1}{m} \sum_{k \in \mathcal{S}^{(t)}} \nabla F_k(\mathbf{w}_k^{(t)}) \right\|^2 = \frac{\eta_t^2}{m} \sum_{k \in \mathcal{S}^{(t)}} \left\| \nabla F_k(\mathbf{w}_k^{(t)}) \right\|^2 \quad (38)$$

$$\leq \frac{2L\eta_t^2}{m} \sum_{k \in \mathcal{S}^{(t)}} (F_k(\mathbf{w}_k^{(t)}) - F_k^*) \quad (39)$$

Lastly we can bound  $A_4$  using the bound of variance of stochastic gradients as,

$$\mathbb{E}[\eta_t^2 \left\| \frac{1}{m} \sum_{k \in \mathcal{S}^{(t)}} \nabla F_k(\mathbf{w}_k^{(t)}) - \bar{\mathbf{g}}^{(t)} \right\|^2] = \eta_t^2 \mathbb{E}[\left\| \sum_{k \in \mathcal{S}^{(t)}} \frac{1}{m} (g_k(\mathbf{w}_k^{(t)}, \xi_k^{(t)}) - \nabla F_k(\mathbf{w}_k^{(t)})) \right\|^2] \quad (40)$$

$$= \frac{\eta_t^2}{m^2} \mathbb{E}_{\mathcal{S}^{(t)}} \left[ \sum_{k \in \mathcal{S}^{(t)}} \mathbb{E} \|g_k(\mathbf{w}_k^{(t)}, \xi_k^{(t)}) - \nabla F_k(\mathbf{w}_k^{(t)})\|^2 \right] \quad (41)$$

$$\leq \frac{\eta_t^2 \sigma^2}{m} \quad (42)$$

Using the bounds of  $A_1, A_2, A_3, A_4$  above we have that the expectation of the LHS of (27) is bounded as

$$\begin{aligned} & \mathbb{E}[\|\bar{\mathbf{w}}^{(t+1)} - \mathbf{w}^*\|^2] \\ & \leq \mathbb{E}[\|\bar{\mathbf{w}}^{(t)} - \mathbf{w}^*\|^2] - \frac{\eta_t \mu}{m} \mathbb{E} \left[ \sum_{k \in \mathcal{S}^{(t)}} \|\mathbf{w}_k^{(t)} - \mathbf{w}^*\|^2 \right] + 16\eta_t^2 \tau^2 G^2 \\ & \quad + \frac{\eta_t^2 \sigma^2}{m} + \frac{4L\eta_t^2}{m} \mathbb{E} \left[ \sum_{k \in \mathcal{S}^{(t)}} (F_k(\mathbf{w}_k^{(t)}) - F_k^*) \right] - \frac{2\eta_t}{m} \mathbb{E} \left[ \sum_{k \in \mathcal{S}^{(t)}} (F_k(\mathbf{w}_k^{(t)}) - F_k(\mathbf{w}^*)) \right] \quad (43) \end{aligned}$$

$$\begin{aligned} & \leq (1 - \eta_t \mu) \mathbb{E}[\|\bar{\mathbf{w}}^{(t)} - \mathbf{w}^*\|^2] + 16\eta_t^2 \tau^2 G^2 \\ & \quad + \underbrace{\frac{\eta_t^2 \sigma^2}{m} + \frac{4L\eta_t^2}{m} \mathbb{E} \left[ \sum_{k \in \mathcal{S}^{(t)}} (F_k(\mathbf{w}_k^{(t)}) - F_k^*) \right] - \frac{2\eta_t}{m} \mathbb{E} \left[ \sum_{k \in \mathcal{S}^{(t)}} (F_k(\mathbf{w}_k^{(t)}) - F_k(\mathbf{w}^*)) \right]}_{A_5} \quad (44) \end{aligned}$$

where (44) is due to Lemma B.3. Now we aim to bound  $A_5$  in (44). First we can represent  $A_5$  in a different form as:

$$\begin{aligned} & \mathbb{E} \left[ \frac{4L\eta_t^2}{m} \sum_{k \in \mathcal{S}^{(t)}} (F_k(\mathbf{w}_k^{(t)}) - F_k^*) - \frac{2\eta_t}{m} \sum_{k \in \mathcal{S}^{(t)}} (F_k(\mathbf{w}_k^{(t)}) - F_k(\mathbf{w}^*)) \right] \\ & = \mathbb{E} \left[ \frac{4L\eta_t^2}{m} \sum_{k \in \mathcal{S}^{(t)}} F_k(\mathbf{w}_k^{(t)}) - \frac{2\eta_t}{m} \sum_{k \in \mathcal{S}^{(t)}} F_k(\mathbf{w}_k^{(t)}) - \frac{2\eta_t}{m} \sum_{k \in \mathcal{S}^{(t)}} (F_k^* - F_k(\mathbf{w}^*)) \right] \\ & \quad + \frac{2\eta_t}{m} \sum_{k \in \mathcal{S}^{(t)}} F_k^* - \frac{4L\eta_t^2}{m} \sum_{k \in \mathcal{S}^{(t)}} F_k^* \quad (45) \end{aligned}$$

$$\begin{aligned} & = \mathbb{E} \left[ \underbrace{\frac{2\eta_t(2L\eta_t - 1)}{m} \sum_{k \in \mathcal{S}^{(t)}} (F_k(\mathbf{w}_k^{(t)}) - F_k^*)}_{A_6} + 2\eta_t \mathbb{E} \left[ \frac{1}{m} \sum_{k \in \mathcal{S}^{(t)}} (F_k(\mathbf{w}^*) - F_k^*) \right] \right] \quad (46) \end{aligned}$$

Now with  $\eta_t < 1/(4L)$  and  $\nu_t = 2\eta_t(1 - 2L\eta_t)$ , we have that  $A_6$  can be rewritten and bounded as

$$\begin{aligned} & -\frac{\nu_t}{m} \sum_{k \in \mathcal{S}^{(t)}} (F_k(\mathbf{w}_k^{(t)}) - F_k(\bar{\mathbf{w}}^{(t)}) + F_k(\bar{\mathbf{w}}^{(t)}) - F_k^*) \\ &= -\frac{\nu_t}{m} \sum_{k \in \mathcal{S}^{(t)}} (F_k(\mathbf{w}_k^{(t)}) - F_k(\bar{\mathbf{w}}^{(t)})) - \frac{\nu_t}{m} \sum_{k \in \mathcal{S}^{(t)}} (F_k(\bar{\mathbf{w}}^{(t)}) - F_k^*) \end{aligned} \quad (47)$$

$$\leq -\frac{\nu_t}{m} \sum_{k \in \mathcal{S}^{(t)}} \left[ \langle \nabla F_k(\bar{\mathbf{w}}^{(t)}), \mathbf{w}_k^{(t)} - \bar{\mathbf{w}}^{(t)} \rangle + \frac{\mu}{2} \|\mathbf{w}_k^{(t)} - \bar{\mathbf{w}}^{(t)}\|^2 \right] - \frac{\nu_t}{m} \sum_{k \in \mathcal{S}^{(t)}} (F_k(\bar{\mathbf{w}}^{(t)}) - F_k^*) \quad (48)$$

$$\leq \frac{\nu_t}{m} \sum_{k \in \mathcal{S}^{(t)}} \left[ \eta_t L (F_k(\bar{\mathbf{w}}^{(t)}) - F_k^*) + \left( \frac{1}{2\eta_t} - \frac{\mu}{2} \right) \|\mathbf{w}_k^{(t)} - \bar{\mathbf{w}}^{(t)}\|^2 \right] - \frac{\nu_t}{m} \sum_{k \in \mathcal{S}^{(t)}} (F_k(\bar{\mathbf{w}}^{(t)}) - F_k^*) \quad (49)$$

$$= -\frac{\nu_t}{m} (1 - \eta_t L) \sum_{k \in \mathcal{S}^{(t)}} (F_k(\bar{\mathbf{w}}^{(t)}) - F_k^*) + \left( \frac{\nu_t}{2\eta_t m} - \frac{\nu_t \mu}{2m} \right) \sum_{k \in \mathcal{S}^{(t)}} \|\mathbf{w}_k^{(t)} - \bar{\mathbf{w}}^{(t)}\|^2 \quad (50)$$

$$\leq -\frac{\nu_t}{m} (1 - \eta_t L) \sum_{k \in \mathcal{S}^{(t)}} (F_k(\bar{\mathbf{w}}^{(t)}) - F_k^*) + \frac{1}{m} \sum_{k \in \mathcal{S}^{(t)}} \|\mathbf{w}_k^{(t)} - \bar{\mathbf{w}}^{(t)}\|^2 \quad (51)$$

where (48) is due to  $\mu$ -convexity, (49) is due to Lemma B.1 and the AM-GM inequality and Cauchy-Schwarz inequality, and (51) is due to the fact that  $\frac{\nu_t(1-\eta_t\mu)}{2\eta_t} \leq 1$ . Hence using this bound of  $A_6$  we can upper bound  $A_5$  as

$$\begin{aligned} & \mathbb{E} \left[ \frac{4L\eta_t^2}{m} \sum_{k \in \mathcal{S}^{(t)}} (F_k(\mathbf{w}_k^{(t)}) - F_k^*) - \frac{2\eta_t}{m} \sum_{k \in \mathcal{S}^{(t)}} (F_k(\mathbf{w}_k^{(t)}) - F_k(\mathbf{w}^*)) \right] \\ & \leq \frac{1}{m} \mathbb{E} \left[ \sum_{k \in \mathcal{S}^{(t)}} \|\mathbf{w}_k^{(t)} - \bar{\mathbf{w}}^{(t)}\|^2 \right] - \frac{\nu_t}{m} (1 - \eta_t L) \mathbb{E} \left[ \sum_{k \in \mathcal{S}^{(t)}} (F_k(\bar{\mathbf{w}}^{(t)}) - F_k^*) \right] \\ & \quad + \frac{2\eta_t}{m} \mathbb{E} \left[ \sum_{k \in \mathcal{S}^{(t)}} (F_k(\mathbf{w}^*) - F_k^*) \right] \end{aligned} \quad (52)$$

$$\leq 16\eta_t^2 \tau^2 G^2 - \frac{\nu_t}{m} (1 - \eta_t L) \mathbb{E} \left[ \sum_{k \in \mathcal{S}^{(t)}} (F_k(\bar{\mathbf{w}}^{(t)}) - F_k^*) \right] + \frac{2\eta_t}{m} \mathbb{E} \left[ \sum_{k \in \mathcal{S}^{(t)}} (F_k(\mathbf{w}^*) - F_k^*) \right] \quad (53)$$

$$\begin{aligned} &= 16\eta_t^2 \tau^2 G^2 - \nu_t (1 - \eta_t L) \mathbb{E} [\rho(\mathcal{S}(\pi, \bar{\mathbf{w}}^{\lceil t/\tau \rceil}), \bar{\mathbf{w}}^{(t)}) (F(\bar{\mathbf{w}}^{(t)}) - \sum_{k=1}^K p_k F_k^*)] \\ & \quad + 2\eta_t \mathbb{E} [\rho(\mathcal{S}(\pi, \bar{\mathbf{w}}^{\lceil t/\tau \rceil}), \mathbf{w}^*) (F^* - \sum_{k=1}^K p_k F_k^*)] \end{aligned} \quad (54)$$

$$\leq 16\eta_t^2 \tau^2 G^2 - \underbrace{\nu_t (1 - \eta_t L) \bar{\rho}(\mathbb{E}[F(\bar{\mathbf{w}}^{(t)})]) - \sum_{k=1}^K p_k F_k^*}_{A_7} + 2\eta_t \bar{\rho} \Gamma \quad (55)$$



where (54) is due to the definition of  $\rho(\mathcal{S}(\pi, \mathbf{w}), \mathbf{w}')$  in Definition 3.2 and (55) is due to the definition of  $\Gamma$  in Definition 3.1 and the definitions of  $\bar{\rho}$ ,  $\tilde{\rho}$  in Definition 3.2. We can expand  $A_7$  in (55) as

$$- \nu_t(1 - \eta_t L) \bar{\rho} (\mathbb{E}[F(\bar{\mathbf{w}}^{(t)})]) - \sum_{k=1}^K p_k F_k^* \quad (56)$$

$$= - \nu_t(1 - \eta_t L) \bar{\rho} \sum_{k=1}^K p_k (\mathbb{E}[F_k(\bar{\mathbf{w}}^{(t)})] - F^* + F^* - F_k^*) \quad (57)$$

$$= - \nu_t(1 - \eta_t L) \bar{\rho} \sum_{k=1}^K p_k (\mathbb{E}[F_k(\bar{\mathbf{w}}^{(t)})] - F^*) - \nu_t(1 - \eta_t L) \bar{\rho} \sum_{k=1}^K p_k (F^* - F_k^*) \quad (58)$$

$$= - \nu_t(1 - \eta_t L) \bar{\rho} (\mathbb{E}[F(\bar{\mathbf{w}}^{(t)})] - F^*) - \nu_t(1 - \eta_t L) \bar{\rho} \Gamma \quad (59)$$

$$\leq - \frac{\nu_t(1 - \eta_t L) \mu \bar{\rho}}{2} \mathbb{E}[\|\bar{\mathbf{w}}^{(t)} - \mathbf{w}^*\|^2] - \nu_t(1 - \eta_t L) \bar{\rho} \Gamma \quad (60)$$

$$\leq - \frac{3\eta_t \mu \bar{\rho}}{8} \mathbb{E}[\|\bar{\mathbf{w}}^{(t)} - \mathbf{w}^*\|^2] - 2\eta_t(1 - 2L\eta_t)(1 - \eta_t L) \bar{\rho} \Gamma \quad (61)$$

$$\leq - \frac{3\eta_t \mu \bar{\rho}}{8} \mathbb{E}[\|\bar{\mathbf{w}}^{(t)} - \mathbf{w}^*\|^2] - 2\eta_t \bar{\rho} \Gamma + 6\eta_t^2 \bar{\rho} L \Gamma \quad (62)$$

where (60) is due to the  $\mu$ -convexity, (61) is due to  $-2\eta_t(1 - 2L\eta_t)(1 - \eta_t L) \leq -\frac{3}{4}\eta_t$ , and (62) is due to  $-(1 - 2L\eta_t)(1 - \eta_t L) \leq -(1 - 3L\eta_t)$ . Hence we can finally bound  $A_5$  as

$$\begin{aligned} & \frac{4L\eta_t^2}{m} \mathbb{E}\left[\sum_{k \in \mathcal{S}^{(t)}} (F_k(\mathbf{w}_k^{(t)}) - F_k^*) - \frac{2\eta_t}{m} \sum_{k \in \mathcal{S}^{(t)}} (F_k(\mathbf{w}_k^{(t)}) - F_k(\mathbf{w}^*))\right] \\ & \leq - \frac{3\eta_t \mu \bar{\rho}}{8} \mathbb{E}[\|\bar{\mathbf{w}}^{(t)} - \mathbf{w}^*\|^2] + 2\eta_t \Gamma (\tilde{\rho} - \bar{\rho}) + \eta_t^2 (6\bar{\rho} L \Gamma + 16\tau^2 G^2) \end{aligned} \quad (63)$$

Now we can bound  $\mathbb{E}[\|\bar{\mathbf{w}}^{(t+1)} - \mathbf{w}^*\|^2]$  as

$$\begin{aligned} \mathbb{E}[\|\bar{\mathbf{w}}^{(t+1)} - \mathbf{w}^*\|^2] & \leq \left[1 - \eta_t \mu \left(1 + \frac{3\bar{\rho}}{8}\right)\right] \mathbb{E}[\|\bar{\mathbf{w}}^{(t)} - \mathbf{w}^*\|^2] \\ & \quad + \eta_t^2 \left(32\tau^2 G^2 + \frac{\sigma^2}{m} + 6\bar{\rho} L \Gamma\right) + 2\eta_t \Gamma (\tilde{\rho} - \bar{\rho}) \end{aligned} \quad (64)$$

By defining  $\Delta_{t+1} = \mathbb{E}[\|\bar{\mathbf{w}}^{(t+1)} - \mathbf{w}^*\|^2]$ ,  $B = 1 + \frac{3\bar{\rho}}{8}$ ,  $C = 32\tau^2 G^2 + \frac{\sigma^2}{m} + 6\bar{\rho} L \Gamma$ ,  $D = 2\Gamma(\tilde{\rho} - \bar{\rho})$ , we have that

$$\Delta_{t+1} \leq (1 - \eta_t \mu B) \Delta_t + \eta_t^2 C + \eta_t D \quad (65)$$

By setting  $\Delta_t \leq \frac{\psi}{t+\gamma}$ ,  $\eta_t = \frac{\beta}{t+\gamma}$  and  $\beta > \frac{1}{\mu B}$ ,  $\gamma > 0$  by induction we have that

$$\psi = \max \left\{ \gamma \|\bar{\mathbf{w}}^{(0)} - \mathbf{w}^*\|^2, \frac{1}{\beta \mu B - 1} (\beta^2 C + D \beta (t + \gamma)) \right\} \quad (66)$$

Then by the L-smoothness of  $F(\cdot)$ , we have that

$$\mathbb{E}[F(\bar{\mathbf{w}}^{(t)})] - F^* \leq \frac{L}{2} \Delta_t \leq \frac{L}{2} \frac{\psi}{\gamma + t} \quad (67)$$

## D Proof of Theorem A.1

With fixed learning rate  $\eta_t = \eta$ , we can rewrite (65) as

$$\Delta_{t+1} \leq (1 - \eta \mu B) \Delta_t + \eta^2 C + \eta D \quad (68)$$

and with  $\eta \leq \min\{\frac{1}{2\mu B}, \frac{1}{4L}\}$  using recursion of (68) we have that

$$\Delta_t \leq (1 - \eta \mu B)^t \Delta_0 + \frac{\eta^2 C + \eta D}{\eta \mu B} (1 - (1 - \eta \mu B)^t) \quad (69)$$

Using  $\Delta_t \leq \frac{2}{\mu}(F(\bar{\mathbf{w}}^{(t)}) - F^*)$  and  $L$ -smoothness, we have that

$$F(\bar{\mathbf{w}}^{(t)}) - F^* \leq \frac{L}{\mu}(1 - \eta\mu B)^t (F(\bar{\mathbf{w}}^{(0)}) - F^*) + \frac{L(\eta C + D)}{2\mu B}(1 - (1 - \eta\mu B)^t) \quad (70)$$

$$= \frac{L}{\mu} \left[ 1 - \eta\mu \left( 1 + \frac{3\bar{\rho}}{8} \right) \right]^t (F(\bar{\mathbf{w}}^{(0)}) - F^*) + \frac{4L(\eta C + D)}{\mu(8 + 3\bar{\rho})} \left[ 1 - \left[ 1 - \eta\mu \left( 1 + \frac{3\bar{\rho}}{8} \right) \right]^t \right] \quad (71)$$

## E Extension: Generalization to different averaging schemes

While we considered a simple averaging scheme where  $\bar{\mathbf{w}}^{(t+1)} = \frac{1}{m} \sum_{k \in \mathcal{S}^{(t)}} (\mathbf{w}_k^{(t)} - \eta_t g_k(\mathbf{w}_k^{(t)}))$ , we can extend the averaging scheme to any scheme  $\mathbf{q}$  such that the averaging weights  $q_k$  are invariant in time and satisfies  $\sum_{k \in \mathcal{S}^{(t)}} q_k = 1$  for any  $t$ . Note that  $\mathbf{q}$  includes the random sampling without replacement scheme introduced by [22] where the clients are sampled uniformly at random without replacement with the averaging coefficients  $q_k = p_k K/m$ . With such averaging scheme  $\mathbf{q}$ , we denote the global model for the averaging scheme  $q_k$  as  $\hat{\mathbf{w}}^{(t)}$ , where  $\hat{\mathbf{w}}^{(t+1)} \triangleq \sum_{k \in \mathcal{S}^{(t)}} q_k (\mathbf{w}_k^{(t)} - \eta_t g_k(\mathbf{w}_k^{(t)}))$ , and the update rule changes to

$$\hat{\mathbf{w}}^{(t+1)} = \hat{\mathbf{w}}^{(t)} - \eta_t \hat{\mathbf{g}}^{(t)} = \hat{\mathbf{w}}^{(t)} - \eta_t \left( \sum_{k \in \mathcal{S}^{(t)}} q_k g_k(\mathbf{w}_k^{(t)}, \xi_k^{(t)}) \right) \quad (72)$$

where  $\hat{\mathbf{g}}^{(t)} = \sum_{k \in \mathcal{S}^{(t)}} q_k g_k(\mathbf{w}_k^{(t)}, \xi_k^{(t)})$ . We show that the convergence analysis for the averaging scheme  $\mathbf{q}$  is consistent with Theorem 3.1. In the case of the averaging scheme  $\mathbf{q}$ , we have that Lemma B.2 and Lemma B.3 shown in Appendix B, each becomes

$$\frac{1}{m} \mathbb{E} \left[ \sum_{k \in \mathcal{S}^{(t)}} \|\hat{\mathbf{w}}^{(t)} - \mathbf{w}_k^{(t)}\|^2 \right] \leq 16\eta_t^2 m(m-1)\tau^2 G^2 \quad (73)$$

$$\mathbb{E}[\|\hat{\mathbf{w}}^{(t)} - \mathbf{w}^*\|^2] \leq m \mathbb{E} \left[ \sum_{k \in \mathcal{S}^{(t)}} q_k \|\mathbf{w}_k^{(t)} - \mathbf{w}^*\|^2 \right] \quad (74)$$

Then, using the same method we used for the proof of Theorem 3.1, we have that

$$\begin{aligned} \mathbb{E}[\|\hat{\mathbf{w}}^{(t+1)} - \mathbf{w}^*\|^2] &\leq \left( 1 - \frac{\eta_t \mu}{m} \right) \mathbb{E}[\|\hat{\mathbf{w}}^{(t)} - \mathbf{w}^*\|^2] + \eta_t^2 \sigma^2 m + 16m^2(m-1)\eta_t^2 \tau^2 G^2 + \\ &\underbrace{\mathbb{E} \left[ 2L\eta_t^2(1+m) \sum_{k \in \mathcal{S}^{(t)}} q_k (F_k(\mathbf{w}_k^{(t)}) - F_k^*) - 2\eta_t \sum_{k \in \mathcal{S}^{(t)}} q_k (F_k(\mathbf{w}_k^{(t)}) - F_k(\mathbf{w}^*)) \right]}_M \end{aligned} \quad (75)$$

By defining the selection skew for averaging scheme  $\mathbf{q}$  similar to Definition 5 as

$$\rho_{\mathbf{q}}(\mathcal{S}(\pi, \mathbf{w}), \mathbf{w}') = \frac{\mathbb{E}_{\mathcal{S}(\pi, \mathbf{w})} [\sum_{k \in \mathcal{S}(\pi, \mathbf{w})} q_k (F_k(\mathbf{w}') - F_k^*)]}{F(\mathbf{w}') - \sum_{k=1}^K p_k F_k^*} \geq 0, \quad (76)$$

and

$$\bar{\rho}_{\mathbf{q}} \triangleq \min_{\mathbf{w}, \mathbf{w}'} \rho_{\mathbf{q}}(\mathcal{S}(\pi, \mathbf{w}), \mathbf{w}') \quad (77)$$

$$\tilde{\rho}_{\mathbf{q}} \triangleq \max_{\mathbf{w}} \rho_{\mathbf{q}}(\mathcal{S}(\pi, \mathbf{w}), \mathbf{w}^*) = \frac{\max_{\mathbf{w}} \mathbb{E}_{\mathcal{S}(\pi, \mathbf{w})} [\sum_{k \in \mathcal{S}(\pi, \mathbf{w})} q_k (F_k(\mathbf{w}^*) - F_k^*)]}{\Gamma} \quad (78)$$

With  $\eta_t < 1/(2L(1+m))$ , using the same methodology for proof of Theorem 3.1 we have that  $M$  becomes upper bounded as

$$\mathbb{E} \left[ 2L\eta_t^2(1+m) \sum_{k \in \mathcal{S}^{(t)}} q_k (F_k(\mathbf{w}_k^{(t)}) - F_k^*) - 2\eta_t \sum_{k \in \mathcal{S}^{(t)}} q_k (F_k(\mathbf{w}_k^{(t)}) - F_k(\mathbf{w}^*)) \right] \quad (79)$$

$$\leq -\frac{\eta_t \mu \bar{\rho}_{\mathbf{q}}}{2} \mathbb{E}[\|\hat{\mathbf{w}}^{(t)} - \mathbf{w}^*\|^2] + 2\eta_t \Gamma (\tilde{\rho}_{\mathbf{q}} - \bar{\rho}_{\mathbf{q}}) + 16m^2(m-1)\eta_t^2 \tau^2 G^2 + 2L\eta_t^2(2+m)\bar{\rho}_{\mathbf{q}} \Gamma \quad (80)$$

Finally we have that

$$\mathbb{E}[\|\widehat{\mathbf{w}}^{(t+1)} - \mathbf{w}^*\|^2] \leq \left[1 - \eta_t \mu \left(\frac{1}{m} + \frac{\bar{\rho}_{\mathbf{q}}}{2}\right)\right] \mathbb{E}[\|\widehat{\mathbf{w}}^{(t)} - \mathbf{w}^*\|^2] + 2\eta_t \Gamma(\tilde{\rho}_{\mathbf{q}} - \bar{\rho}_{\mathbf{q}}) + \eta_t^2 [32m^2(m-1)\tau^2 G^2 + \sigma^2 m + 2L(2+m)\bar{\rho}_{\mathbf{q}}\Gamma] \quad (81)$$

By defining  $\widehat{\Delta}_{t+1} = \mathbb{E}[\|\widehat{\mathbf{w}}^{(t+1)} - \mathbf{w}^*\|^2]$ ,  $\widehat{B} = \frac{1}{m} + \frac{\bar{\rho}_{\mathbf{q}}}{2}$ ,  $\widehat{C} = 32m^2(m-1)\tau^2 G^2 + \sigma^2 m + 2L(2+m)\bar{\rho}_{\mathbf{q}}\Gamma$ ,  $\widehat{D} = 2\Gamma(\tilde{\rho}_{\mathbf{q}} - \bar{\rho}_{\mathbf{q}})$ , we have that

$$\widehat{\Delta}_{t+1} \leq (1 - \eta_t \mu \widehat{B})\widehat{\Delta}_t + \eta_t^2 \widehat{C} + \eta_t \widehat{D} \quad (82)$$

Again, by setting  $\widehat{\Delta}_t \leq \frac{\psi}{t+\gamma}$ ,  $\eta_t = \frac{\beta}{t+\gamma}$  and  $\beta > \frac{1}{\mu \widehat{B}}$ ,  $\gamma > 0$  by induction we have that

$$\psi = \max \left\{ \gamma \|\bar{\mathbf{w}}^{(0)} - \mathbf{w}^*\|^2, \frac{1}{\beta \mu \widehat{B} - 1} \left( \beta^2 \widehat{C} + \widehat{D} \beta (t + \gamma) \right) \right\} \quad (83)$$

Then by the L-smoothness of  $F(\cdot)$ , we have that

$$\mathbb{E}[F(\bar{\mathbf{w}}^{(t)})] - F^* \leq \frac{L}{2} \widehat{\Delta}_t \leq \frac{L}{2} \frac{\psi}{\gamma + t} \quad (84)$$

With  $\beta = \frac{m}{\mu}$ ,  $\gamma = \frac{4m(1+m)L}{\mu}$  and  $\eta_t = \frac{\beta}{t+\gamma}$ , we have that

$$\begin{aligned} \mathbb{E}[F(\widehat{\mathbf{w}}^{(T)})] - F^* &\leq \\ &\underbrace{\frac{1}{(T+\gamma)} \left[ \frac{Lm^2(32m(m-1)\tau^2 G^2 + \sigma^2)}{\mu^2 \bar{\rho}_{\mathbf{q}}} + \frac{2L^2 m(m+2)\Gamma}{\mu^2} + \frac{L\gamma \|\bar{\mathbf{w}}^{(0)} - \mathbf{w}^*\|^2}{2} \right]}_{\text{Vanishing Error Term}} \\ &+ \underbrace{\frac{2L\Gamma}{\bar{\rho}_{\mathbf{q}}\mu} \left( \frac{\tilde{\rho}_{\mathbf{q}}}{\bar{\rho}_{\mathbf{q}}} - 1 \right)}_{\text{Non-vanishing bias}} \end{aligned} \quad (85)$$

which is consistent with Theorem 3.1.

## F Experiment Details

**Quadratic Model Optimization.** For the quadratic model optimization, we set each local objective function as strongly convex as follows:

$$F_k(\mathbf{w}) = \frac{1}{2} \mathbf{w}^\top \mathbf{H}_k \mathbf{w} - \mathbf{e}_k^\top \mathbf{w} + \frac{1}{2} \mathbf{e}_k^\top \mathbf{H}_k^{-1} \mathbf{e}_k \quad (86)$$

$\mathbf{H}_k \in \mathbb{R}^{v \times v}$  is a diagonal matrix  $\mathbf{H}_k = h_k \mathbf{I}$  with  $h_k \sim \mathcal{U}(1, 20)$  and  $\mathbf{e}_k \in \mathbb{R}^v$  is an arbitrary vector. We set the global objective function as  $F(\mathbf{w}) = \sum_{k=1}^K p_k F_k(\mathbf{w})$ , where the data size  $p_k$  follows the power law distribution  $P(x; a) = ax^{a-1}$ ,  $0 \leq x \leq 1$ ,  $a = 3$ . We can easily show that the optimum for  $F_k(\mathbf{w})$  and  $F(\mathbf{w})$  is  $\mathbf{w}_k^* = \mathbf{H}_k^{-1} \mathbf{e}_k$  and  $\mathbf{w}^* = (\sum_{k=1}^K p_k \mathbf{H}_k)^{-1} (\sum_{k=1}^K p_k \mathbf{e}_k)$  respectively. The gradient descent update rule for the local model of client  $k$  in the quadratic model optimization is

$$\mathbf{w}_k^{(t+1)} = \mathbf{w}_k^{(t)} - \eta (\mathbf{H}_k \mathbf{w}_k^{(t)} - \mathbf{e}_k) \quad (87)$$

where the global model is defined as  $\bar{\mathbf{w}}^{(t+1)} = \frac{1}{m} \sum_{k \in \mathcal{S}^{(t)}} \mathbf{w}_k^{(t+1)}$ . We sample  $m = KC$  clients for every round where for each round the clients perform  $\tau$  gradient descent local iterations with fixed learning rate  $\eta$  and then these local models are averaged to update the global model. For all simulations we set  $\tau = 2$ ,  $v = 5$ ,  $\eta = 2 \times 10^{-5}$ .

For the estimation of  $\bar{\rho}$  and  $\tilde{\rho}$  for the quadratic model, we get the estimates of the theoretical  $\bar{\rho}$ ,  $\tilde{\rho}$  values by doing a grid search over a large range of possible  $\mathbf{w}$ ,  $\mathbf{w}'$  for  $\rho(\mathcal{S}(\pi, \mathbf{w}), \mathbf{w}')$  and  $\rho(\mathcal{S}(\pi, \mathbf{w}), \mathbf{w}^*)$  respectively. The distribution of  $\mathcal{S}(\pi, \mathbf{w})$  is estimated by simulating 10000 iterations of client sampling for each  $\pi$  and  $\mathbf{w}$ .

**Logistic Regression on Synthetic Dataset.** We conduct simulations on synthetic data which allows precise manipulation of heterogeneity. Using the methodology constructed in [19], we use the dataset with large data heterogeneity, `Synthetic(1,1)`. We assume in total 30 devices where the local dataset sizes for each device follows the power law. We set the mini batch-size to 50 with  $\tau = 30$ , and  $\eta = 0.05$ , where  $\eta$  is decayed to  $\eta/2$  every 300 and 600 rounds.

**DNN on FMNIST Dataset.** We train a deep multi-layer perceptron network with two hidden layers on the FMNIST dataset [33]. We construct the heterogeneous data partition amongst clients using the Dirichlet distribution  $\text{Dir}_K(\alpha)$  [39], where  $\alpha$  determines the degree of the data heterogeneity across clients (the data size imbalance and degree of label skew across clients). Smaller *alpha* indicates larger data heterogeneity. For all experiments we use mini-batch size of 64, with  $\tau = 30$  and  $\eta = 0.005$ , where  $\eta$  is decayed by half for every 150, 300 rounds. We experiment with three different seeds for the randomness in the dataset partition across clients and present the averaged results.

All experiments are conducted with clusters equipped with one NVIDIA TitanX GPU. The number of clusters we use vary by  $C$ , the fraction of clients we select. The machines communicate amongst each other through Ethernet to transfer the model parameters and information necessary for client selection. Each machine is regarded as one client in the federated learning setting. The algorithms are implemented by PyTorch.

**Pseudo-code of the variants of pow-d: cpow-d and rpow-d.** We here present the pseudo-code for  $\pi_{\text{cpow-d}}$  and  $\pi_{\text{rpow-d}}$ . Note that the pseudo-code for  $\pi_{\text{cpow-d}}$  in Algorithm 1 can be generalized to the algorithm for  $\pi_{\text{pow-d}}$ , by changing  $\frac{1}{|\hat{\xi}_k|} \sum_{\xi \in \hat{\xi}_k} f(\mathbf{w}, \xi)$  to  $F_k(\mathbf{w})$ .

---

**Algorithm 1** Pseudo code for cpow-d: computation efficient variant of pow-d

---

- 1: **Input:**  $m, d, p_k$  for  $k \in [K]$ , mini-batch size  $b = |\hat{\xi}_k|$  for computing  $\frac{1}{|\hat{\xi}_k|} \sum_{\xi \in \hat{\xi}_k} f(\mathbf{w}, \xi)$
  - 2: **Output:**  $\mathcal{S}^{(t)}$
  - 3: **Initialize:** empty sets  $\mathcal{S}^{(t)}$  and  $\mathcal{A}$
  - 4: **Global server do**
  - 5:   Get  $\mathcal{A} = \{d \text{ indices sampled without replacement from } [K] \text{ by } p_k\}$
  - 6:   Send the global model  $\bar{\mathbf{w}}^{(t)}$  to the  $d$  clients in  $\mathcal{A}$
  - 7:   Receive  $\frac{1}{|\hat{\xi}_k|} \sum_{\xi \in \hat{\xi}_k} f(\mathbf{w}, \xi)$  from all clients in  $\mathcal{A}$
  - 8:   Get  $\mathcal{S}^{(t)} = \{m \text{ clients with largest } \frac{1}{|\hat{\xi}_k|} \sum_{\xi \in \hat{\xi}_k} f(\mathbf{w}, \xi) \text{ (break ties randomly)}\}$
  - 9: **Clients in  $\mathcal{A}$  in parallel do**
  - 10:   Create mini-batch  $\hat{\xi}_k$  from sampling  $b$  samples uniformly at random from  $\mathcal{B}_k$  and compute  $\frac{1}{|\hat{\xi}_k|} \sum_{\xi \in \hat{\xi}_k} f(\mathbf{w}, \xi)$  and send it to the server
  - 11: **return**  $\mathcal{S}^{(t)}$
- 

---

**Algorithm 2** Pseudo code for rpow-d: computation & communication efficient variant of pow-d

---

- 1: **Input:**  $m, d, p_k$  for  $k \in [K]$
  - 2: **Output:**  $\mathcal{S}^{(t)}$
  - 3: **Initialize:** empty sets  $\mathcal{S}^{(t)}$  and  $\mathcal{A}$ , and list  $A_{\text{tmp}}$  with  $K$  elements all equal to  $\text{inf}$
  - 4: **All client  $k \in \mathcal{S}^{(t-1)}$  do**
  - 5:   For  $t \bmod \tau = 0$ , send  $\frac{1}{\tau b} \sum_{l=t-\tau+1}^t \sum_{\xi \in \xi_k^{(l)}} f(\mathbf{w}_k^{(l)}, \xi)$  to the server with its local model
  - 6: **Global server do**
  - 7:   Receive and update  $A_{\text{tmp}}[k] = \frac{1}{\tau b} \sum_{l=t-\tau+1}^t \sum_{\xi \in \xi_k^{(l)}} f(\mathbf{w}_k^{(l)}, \xi)$  for  $k \in \mathcal{S}^{(t-1)}$
  - 8:   Get  $\mathcal{A} = \{d \text{ indices sampled without replacement from } [K] \text{ by } p_k\}$
  - 9:   Get  $\mathcal{S}^{(t)} = \{m \text{ clients with largest values in } [A_{\text{tmp}}[i] \text{ for } i \in \mathcal{A}], \text{ (break ties randomly)}\}$
  - 10: **return**  $\mathcal{S}^{(t)}$
-

## G Additional Experiment Results

### G.1 Selected Client Profile

We further visualize the difference between our proposed sampling strategy  $\pi_{\text{pow-d}}$  and the baseline scheme  $\pi_{\text{rand}}$  by showing the selected frequency ratio of the clients for  $K = 30$ ,  $C = 0.1$  for the quadratic simulations in Figure 6. Note that the selected ratio for  $\pi_{\text{rand}}$  reflects each client’s dataset size. We show that the selected frequencies of clients for  $\pi_{\text{pow-d}}$  are not proportional to the data size of the clients, and we are selecting clients frequently even when they have relatively low data size like client 6 or 22. We are also not necessarily frequently selecting the clients that have the highest data size such as client 26. This aligns well with our main motivation of POWER-OF-CHOICE that weighting the clients’ importance based on their data size does not achieve the best performance, and rather considering their local loss values along with the data size better represents their importance. Note that the selected frequency for  $\pi_{\text{rand}}$  is less biased than  $\pi_{\text{pow-d}}$ .

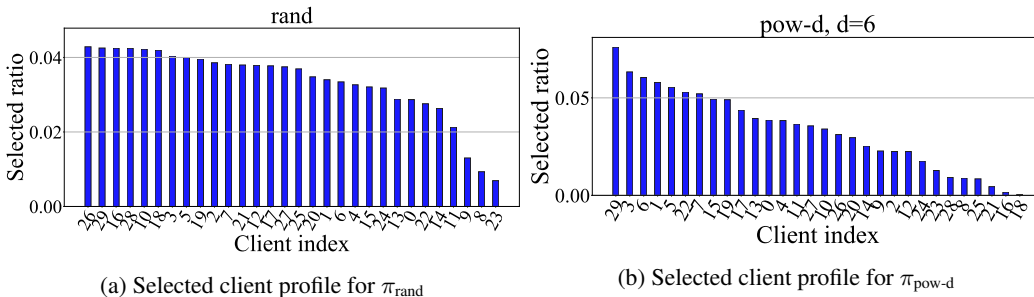


Figure 6: Clients’ selected frequency ratio for optimizing the quadratic model for  $\pi_{\text{rand}}$  and  $\pi_{\text{pow-d}}$  with  $K = 30$ ,  $C = 0.1$ . The selected ratio is sorted in the descending order.

### G.2 Communication and Computation Efficiency with larger data heterogeneity

Table 2: Comparison of  $R_{60}$ ,  $t_{\text{comp}}$  (sec), and test accuracy (%) for different sampling strategies with  $\alpha = 2$ . The ratio  $R_{60} / (R_{60}$  for rand,  $C = 0.1$ ) and  $t_{\text{comp}} / (t_{\text{comp}}$  for rand,  $C = 0.1$ ) are each shown in the parenthesis.

	$C = 0.1$		$C = 0.03$			
	rand	rand	pow-d, $d = 6$	cpow-d, $d = 6$	rpow-d, $d = 50$	afl
$R_{60}$	135	136(1.01)	<b>82 (0.61)</b>	<b>89 (0.66)</b>	99(0.73)	131(0.97)
$t_{\text{comp}}$	0.42	0.36(0.85)	<b>0.46 (1.08)</b>	<b>0.38 (0.88)</b>	0.36(0.86)	0.36(0.85)
Test Acc.	<b>63.50</b> $\pm$ 2.74	66.03 $\pm$ 1.47	<b>73.81</b> $\pm$ 1.14	<b>73.36</b> $\pm$ 1.17	72.52 $\pm$ 0.89	70.64 $\pm$ 1.99

In Table 2, we show the communication and computation efficiency of POWER-OF-CHOICE for  $\alpha = 2$ , as we showed for  $\alpha = 0.3$  in Table 1 in Section 5. With  $C = 0.03$  fraction of clients,  $\pi_{\text{pow-d}}$ ,  $\pi_{\text{cpow-d}}$ , and  $\pi_{\text{rpow-d}}$  have better test accuracy of at least approximately 10% higher test accuracy performance than ( $\pi_{\text{rand}}$ ,  $C = 0.1$ ).  $R_{60}$  for  $\pi_{\text{pow-d}}$ ,  $\pi_{\text{cpow-d}}$ ,  $\pi_{\text{rpow-d}}$  is 0.61, 0.66, 0.73 times that of ( $\pi_{\text{rand}}$ ,  $C = 0.1$ ) respectively. This indicates that we can reduce the number of communication rounds by at least 0.6 using 1/3 of clients compared to ( $\pi_{\text{rand}}$ ,  $C = 0.1$ ) and still get higher test accuracy performance. The computation time  $t_{\text{comp}}$  for  $\pi_{\text{cpow-d}}$  and  $\pi_{\text{rpow-d}}$  with  $C = 0.03$  is smaller than that of ( $\pi_{\text{rand}}$ ,  $C = 0.1$ ).

### G.3 Intermittent Client Availability

In real world scenarios, certain clients may not be available due to varying availability of resources such as battery power or wireless connectivity. Hence we experiment with a virtual scenario, where

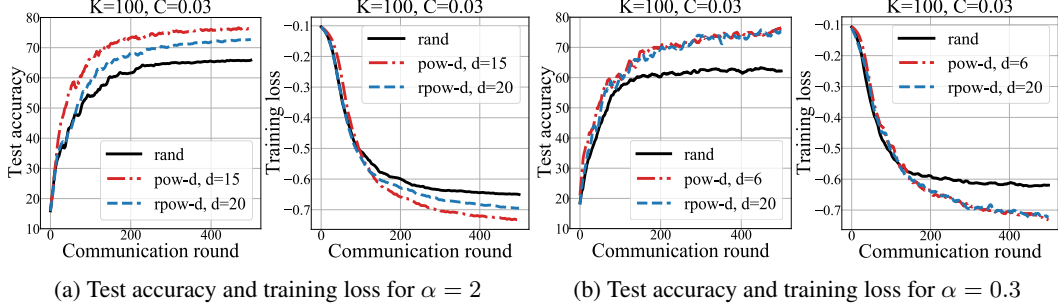


Figure 7: Test accuracy and training loss in the virtual environment where clients have intermittent availability for  $K = 100$ ,  $C = 0.03$  with  $\pi_{\text{rand}}$ ,  $\pi_{\text{pow-d}}$ , and  $\pi_{\text{rpow-d}}$  on the FMNIST dataset. For both  $\alpha = 2$  and  $\alpha = 3$ ,  $\pi_{\text{pow-d}}$  achieves approximately 10% higher test accuracy than  $\pi_{\text{rand}}$ .

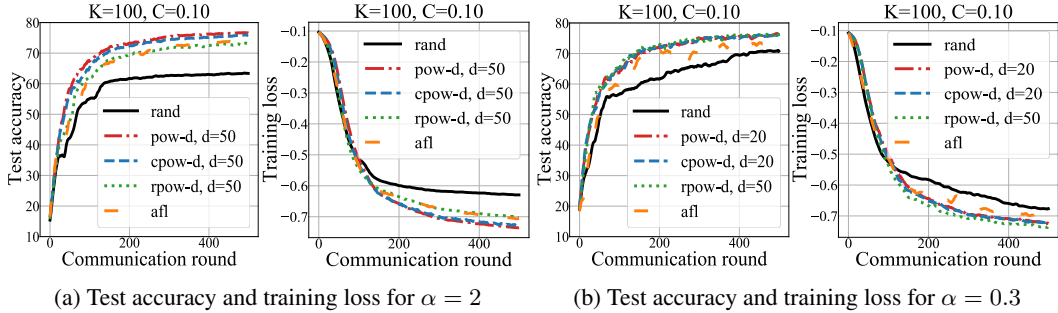


Figure 8: Test accuracy and training loss for different sampling strategies for  $K = 100$ ,  $C = 0.1$  with  $\pi_{\text{rand}}$ ,  $\pi_{\text{pow-d}}$ ,  $\pi_{\text{cpow-d}}$ ,  $\pi_{\text{rpow-d}}$  and  $\pi_{\text{afl}}$  on the FMNIST dataset. For larger  $C = 0.1$ ,  $\pi_{\text{pow-d}}$  performs with 15% and 5% higher test accuracy than  $\pi_{\text{rand}}$  for  $\alpha = 2$  and  $\alpha = 0.3$  respectively.

amongst  $K$  clients, for each communication round, we select clients alternately from one group out of two fixed groups, where each group has  $0.5K$  clients. This altering selection reflects a more realistic client selection scenario where, for example, we have different time zones across clients. For each communication round, we select 0.1 portion of clients from the corresponding group uniformly at random and exclude them from the client selection process. This random exclusion of certain clients represents the randomness in the client availability within that group for cases such as low battery power or wireless connectivity. In Figure 7 we show that  $\pi_{\text{pow-d}}$  and  $\pi_{\text{rpow-d}}$  achieves 10% and 5% test accuracy improvement respectively compared to  $\pi_{\text{rand}}$  for  $\alpha = 2$ . For  $\alpha = 3$ , both  $\pi_{\text{pow-d}}$  and  $\pi_{\text{rpow-d}}$  shows 10% improvement. Therefore, we demonstrate that POWER-OF-CHOICE also performs well in a realistic scenario where clients are available intermittently.

#### G.4 Effect of the fraction of selected clients

In Figure 8, for larger  $C = 0.1$  with  $\alpha = 2$ , the test accuracy improvement for  $\pi_{\text{pow-d}}$  is even higher than the case of  $C = 0.03$  with approximately 15% improvement.  $\pi_{\text{cpow-d}}$  performs slightly lower in test accuracy than  $\pi_{\text{pow-d}}$  but still performs better than  $\pi_{\text{rand}}$  and  $\pi_{\text{afl}}$ .  $\pi_{\text{rpow-d}}$  performs as well as  $\pi_{\text{afl}}$ . For  $\alpha = 0.3$ ,  $\pi_{\text{pow-d}}$ ,  $\pi_{\text{cpow-d}}$ , and  $\pi_{\text{rpow-d}}$  have approximately equal test accuracy performance, higher than  $\pi_{\text{rand}}$  by 5%. The POWER-OF-CHOICE strategies all perform slightly better than  $\pi_{\text{afl}}$ . Therefore we show that POWER-OF-CHOICE performs well for selecting a larger fraction of clients, i.e., when we have larger  $C = 0.1 > 0.03$ .