

Peculiar chemical bonding between thorium and a carbon hexagon in carbon nanomaterials

A. V. Bibikov,^{1,2} A. V. Nikolaev,^{1,2,3} and E. V. Tkalya^{4,2,5,*}

¹*Skobeltsyn Institute of Nuclear Physics Lomonosov Moscow State University, 119991 Moscow, Russia*

²*National Research Nuclear University MEPhI, 115409, Kashirskoe shosse 31, Moscow, Russia*

³*School of Electronics, Photonics and Molecular Physics,*

Moscow Institute of Physics and Technology, 141700, Dolgoprudny, Moscow region, Russia

⁴*P.N. Lebedev Physical Institute of the Russian Academy of Sciences, 119991, 53 Leninskiy pr., Moscow, Russia*

⁵*Nuclear Safety Institute of RAS, Bol'shaya Tuskaya 52, Moscow 115191, Russia*

We explore an unusual nature of chemical bonding of the thorium atom with a ring of six carbon atoms (hexagon) in novel carbon materials. Our *ab initio* calculations of Th-based metallofullerenes (Th@C₆₀, Th@C₂₀) and Th bound to benzene or coronene at the Hartree-Fock level with the second order perturbation (MP2) correction accounting for the van der Waals interactions, demonstrate that the optimal position of the thorium atom is where it faces the center of a hexagon and is located at a distance of 2.01–2.07 Å from the center. For Th encapsulated in C₆₀ it is found at 2.01 Å, whereas the other local energy minima are shifted to larger energies (0.22 eV and higher). Inside C₆₀ the highest local minimum at 1.17 eV is observed when Th faces the center of the five member carbon ring (pentagon). Based on our calculations for Th with benzene and coronene where the global minimum for Th corresponds to its position at 2.05 Å (benzene) or 2.02 Å (coronene) from the hexagon center, we conclude that a well pronounced minimum is likely to present in graphene and in a single wall carbon nanotube. The ground state of Th is singlet, other high spin states (triplet and quintet) lie higher in energy (> 1.62 eV). We discuss a potential use of the carbon nanomaterials with the ²²⁹Th isotope having the nuclear transition of the optical range, for metrological purposes.

PACS numbers: 21.10.Tg, 27.20.+n, 36.40.Cg, 61.48.+c

I. INTRODUCTION

Metallofullerenes — endohedral molecular complexes with a few metal atoms located inside the molecular cage — can be considered as building blocks for novel nanomaterials with promising properties, and as such they are the subject of intensive scientific research [1]. Nowadays, the metallofullerene family $M@C_n$ includes dozens of objects ($n = 60, 70, 84$ etc.) with more than 30 various metals ($M = \text{Li, Sc, Y, La}$ etc.) [2]. Endohedral metallofullerenes (EMF) and their properties are an increasingly important topic in physics, chemistry, material science and biology. Having high electron mobility and low reorganization energy, EMFs are intensively studied for example in search for novel donor-acceptor dyads for new metallofullerene-based solar cells [3]. On the other hand, owing to their high proton relaxivity lanthanide metallofullerenes are scrutinized for novel forms for magnetic resonance imaging (MRI) [4]. This can lead to the application of EMFs as MRI contrast agents in biology. Another application in biology involves the usage of EMFs for radiotracers [5]. For example, radioactive ⁷Be@C₆₀ can be detected using radiochemical and radiochromatographic techniques [6].

In this work as the encapsulated object we consider the atom of thorium which belongs to the actinide series. For the first time light actinide metallofullerenes were

synthesized and isolated with high-performance liquid chromatography in 2001, Refs. [7, 8]. There, it has been shown that similarly to lanthanides, the encapsulated actinide atoms are in the trivalent state. Thorium however differs from the light actinides [8]. Its oxidation state in Th@C₈₄ is 4+, implying a strong hybridization with the electron cloud of the fullerene cage. Very recently, in a series of experimental studies mono-EMFs based on uranium and thorium have been successfully synthesized and characterized by single crystal x-ray diffraction, various spectroscopies, electrochemistry and numerical calculations based on the density functional theory (DFT) [9–11]. The DFT investigation of the interaction of Th with carbon cage structures was continued in theoretical works [12–15]. Th-based EMFs in these studies include the Th@C_{2n} family with $2n = 82$ [9], 86 [11], 76 [10, 13], 74 [14], 64–88 [15], and others.

Among various applications, the choice of the thorium atom is related to the possible usage of Th-based metallofullerenes for metrology. The fullerene cage protects the encapsulated atom from the chemical environment and reduces the external interactions, which is beneficial for these purposes. The ²²⁹Th isotope has a low energy nuclear transition in the optical range [16], which can be used for a new laser working on it [17], establishing a new (nuclear) standard of chronography [18]. For the solution of this practical task one has to find an effective media for the ²²⁹Th isotope, facilitating the nuclear transition. As possible candidates we consider here mono-EMFs Th@C₆₀ and Th@C₂₀, and explore theoretically their main electron properties.

*Electronic address: tkalya.e@lebedev.ru

Mono-EMFs are generally considered particularly suitable for elucidating metal-cage interactions. The nature of the metal-cage interaction in EMFs is not completely understood: although the bonding is believed to be mainly ionic, in many cases a substantial degree of covalency has been observed with the valence electrons shared between the encapsulated atom and the carbon cage [19]. For the thorium metallofullerenes $\text{Th}@C_{2n}$ studied recently by means of DFT theory the Th-cage bonding is found to be polar covalent, with an appreciable back-donation from cage (C_{84}^{4-}) to Th (Th^{4+}). In many cases the Th atom is located at a center of a hexagon, with shortest Th-C contacts at approximately 2.4-2.5 Å [10–13]. In $\text{Th}@C_{3v}(8)-C_{82}$ however it has been concluded that Th resides at the conjunction of three hexagons [9].

In the present paper we investigate the nature of the Th-cage bonding in other fullerenes ($\text{Th}@C_{60}$ and $\text{Th}@C_{20}$) at the Hartree-Fock level taking into account the weak dispersion forces by including the second order Møller-Plesset perturbation theory (MP2). So far, the Th dispersion forces have been included in calculations in the form of the Grimme correction only in Ref. [11]. In particular, we closely examine the character of the interaction between the Th atom and the six member carbon ring (hexagon) which is the essential part of the bonding mechanism. For that we consider the bond formation in fullerenes (C_{60} and C_{20}), but also in simpler molecules like benzene and coronene (plain and curved). This investigation is helpful in transferring our results and conclusions with respect to thorium-cage bonding mechanism to other carbon materials like graphene and carbon nanotubes. Earlier, chemical bonding of actinides (Th-Cm) with graphene-like molecules have been carried out by DFT method in Ref. [20]. However, in Ref. [20] the thorium atom has been taken in magnetic – triplet ($S = 1$) or quintet ($S = 2$) – ground state whereas our analysis for Th given in this paper clearly indicate the singlet ($S = 0$) ground state for it. Similar studies but with light alkali and alkali earth metal atoms have been carried out in [21] for determination of the effectiveness of the binding of molecular hydrogen. It is worth noting that the binding of a metal atom on the graphene sheet is a subject of intense research (see for example Ref. [22] and references therein) with a potential application in carbon-based electronic devices. The problem is also of fundamental interest from the viewpoint of adatom-graphene chemical bonding mechanism [23].

II. METHOD

The calculations have been performed within *ab initio* Hartree-Fock (HF) method [24] as implemented in Refs. [25] and [26]. The adopted molecular basis sets were 6-31G** for carbon, and all-electron augmented triple zeta valence quality basis set with polarization functions (jorge-ATZP in the Basis Set Exchange site [27]) for tho-

rium [28]. Note that unlike basis sets with the pseudopotential treatment of the core states, the jorge-ATZP allows for a full core polarization effect of the thorium atom. The auxiliary resolution of identity basis sets were 0.003.RI for C, and aug-cc-pVTZ for Th. For some precise calculations we have used a larger basis set – aug-cc-pVTZ [29] – also for carbon and hydrogen. To account correlations responsible for the weak dispersion forces, we have used the second order Møller-Plesset perturbation correction (MP2) [24].

Thorium atom is generally non-magnetic and experimentally it has never been found in high spin states in molecular structures or in solids. Our calculations with the singlet ($S = 0$), triplet ($S = 1$) and quintet ($S = 2$) spin-adapted configurations for Th with the benzene have been fully confirmed this expectation. The energy differences are 1.623 eV (triplet-singlet) and 2.025 eV (quintet-singlet) for the optimal geometries and the jorge-ADZP basis set [27]. Therefore, in the following we will use only the singlet spin-adapted configurations.

III. RESULTS AND DISCUSSION

A. $\text{Th}@C_{60}$: thorium inside the C_{60} molecular cage

We consider the C_{60} molecule in the orientation where its highest 5-fold rotation axis lies along the z Cartesian direction and goes through the center of a pentagon. The y axis goes through the middle point of the double C-C bond fusing two hexagons, and the x -axis being perpendicular to the y and z axes, passes through a hexagon. Then we locate the thorium atom at the center of C_{60} and displace it in various directions to find its preferred energy position inside the fullerene. For that purpose we compute the binding energy E_b defined according to

$$E_b = E(\text{Th}@C_{60}) - E(\text{Th}) - E(C_{60}).$$

The corresponding energy plots for the $\text{Th}@C_{60}$ complex are shown in Fig. 1, while the main results are given in Table I.

We have found that the energy is lowered when the Th atom is displaced from the molecular center by a distance of 1.211 – 1.244 Å. The situation is very different from the fullerene complexes $\text{Be}C_{60}$ [30] and $\text{Be}C_{70}$ [31] where the beryllium atom remains at the molecular center. This is because beryllium has a small atomic radius of 1.05 Å and its highest occupied molecular orbital (HOMO) at -9.3 eV lies below the HOMO shell of C_{60} (-7.74 eV) and C_{70} (-7.14 eV), forbidding a charge transfer to the fullerene and efficient chemical bonding. Thorium atom with an effective atomic radius of 1.8 Å and the $6d$ and $7s$ electron levels lying higher in energy, interacts more strongly with the electron shell of the C_{60} fullerene. Note that the energy minima shown in Fig. 1 imply that the Th atom is located at distances 2.31 – 2.34 Å from the C_{60} fullerene sphere passing through all carbon nuclei.

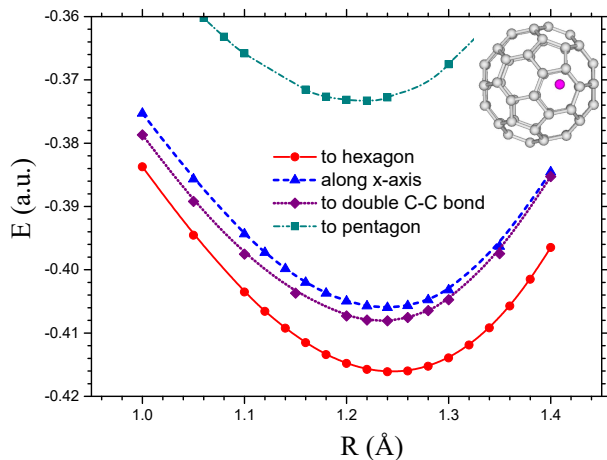


FIG. 1: Binding energy E_b of the Th@C_{60} molecular complex versus the Th displacement R from the fullerene center in various directions: 1) red line (circles) – to the center of a hexagon, 2) purple line (diamonds) – to the middle point of the double C-C bond (fusing two hexagons of C_{60}), 3) blue line (triangles) – along the x -axis, 4) dark cyan line (squares) – along the z -axis (to the center of a pentagon).

TABLE I: Thorium bonding with various carbon structures, MP2 calculations. d_0 is the distance to the carbon ring center (Å), $d(\text{Th-C})$ is the closest thorium-carbon bond length (Å), MO energies are in eV.

	Th@C_{60}	ThC_6H_6	$\text{ThC}_{24}\text{H}_{12}$
symmetry	C_{3v}	C_{6v}	C_{6v}
d_0	2.006	2.050	2.018
$d(\text{Th-C})$	2.459	2.504	2.470
HOMO - 1	-7.926 (E)	-9.546 (E_1)	-6.834 (E_1)
HOMO	-5.220 (E)	-4.529 (E_2)	-3.568 (E_2)
LUMO	-1.100 (A_1)	-0.045 (A_1)	0.050 (A_1)
LUMO + 1	-0.090 (A_1)	0.485 (A_1)	0.507 (A_1)

The lowest minimum corresponds to the optimal position of Th on the line to the hexagon at $d_0^{\text{min}} = 2.01$ Å from its center. The geometry optimization of Th@C_{60} confirms this position of the Th atom implying the C_{3v} symmetry of the molecular system, Table I. The relatively large value of the Th-C bonds $l_b = 2.46$ Å here is a result of sharing the chemical bonding of Th with its six nearest carbon neighbors. Under the group C_{3v} the three-fold degenerate t_{1u} lowest unoccupied molecular orbital (LUMO) of C_{60} splits into the $E + A_1$ levels of C_{3v} , with the two-fold degenerate E state lying lower in energy. This E level of Th@C_{60} is then completely occupied by the four electrons of thorium, Table I. The minima in other directions lie higher in energy, the closest local minimum (the purple line in Fig. 1) being at 0.22 eV. The highest value of 1.17 eV corresponds to the Th position at 2.10 Å off the center of the pentagon, the dark cyan line in Fig. 1.

The lowest energy minimum of Th@C_{60} is in good correspondence with the results of Kaminský et al. [12]

for the Th@C_{84} fullerene with Th located at a center of hexagon with shortest Th-C contacts of 2.5 Å. The discrepancy with our bond length l_b is only 1.6% although technically our calculations are different: in Ref. [12] the PBE0 hybrid functional was used whereas in our case – HF with the MP2 correction. This minimum has also been reported for other DFT calculations in Ref. [11] for Th@C_{86} (bond lengths 2.49-2.53 Å), in Ref. [10] for Th@C_{76} (2.39-2.47 Å). It is therefore intrinsic to the interaction of Th with carbon cages of fullerenes. In Th@C_{82} however it has been found that Th is located at 2.34 Å from a carbon atom at the conjunction of three hexagons [9].

B. Th@C_{20}

We now consider the molecular complexes Th@C_{20} and $\text{Th@C}_{20}\text{H}_{20}$. The C_{20} molecule with a dodecahedral cage structure is the smallest member of the fullerene family [32]. Experimentally, it has been found in the form of the dodecahedrane $\text{C}_{20}\text{H}_{20}$, whose high symmetry shape is stabilized by the hydrogen passivation [33]. Earlier [34], it has been shown that the thorium encapsulation stabilises the molecule Si_{20} which is the silicon analogue of C_{20} . Without the thorium atom the radius of the carbon cage is 2.04 Å in C_{20} and 2.17 Å in $\text{C}_{20}\text{H}_{20}$ with the 1.09 Å C-H bond length. When Th is encapsulated in C_{20} our calculations show that the radius is increased to 2.23 Å. Note that this value is slightly smaller than the characteristic distance (2.31 Å) found for the optimal position of Th from the C_{60} fullerene sphere. This indicates that in the C_{20} fullerene the thorium atom most likely resides at the molecular center. Our calculations of the binding energy $E_b = E(\text{Th@C}_{20}) - E(\text{Th}) - E(\text{C}_{20})$ for Th displaced from the center of C_{20} , fully confirms this observation, Fig. 2. Note that unlike the displacement of Th inside C_{60} , Fig. 1, the situation with the position of Th in C_{20} , Fig. 2, is virtually isotropic showing little difference for displacements in various directions. The calculated energy minimum is 2.48 eV. Since $E_b > 0$ the calculated energy minimum is metastable.

Our calculations for Th@C_{60} and Th@C_{20} indicate that the situation with the optimal location of Th inside fullerenes is somewhat similar to the behavior of C_{60} in carbon nanotubes [35]. That is, the confinement of the thorium atom encapsulated in a fullerene depends on its radius. In small fullerenes with radius $R < R_0 \approx 2.31$ Å the thorium atom is located at the molecular center as occurs in Th@C_{20} . In fullerenes with a larger radius R the thorium atom is displaced off the molecular center staying at a distance of $R - R_0$ from it facing a hexagon center, as occurs in Th@C_{60} . This conclusion is confirmed by our calculation of Th@C_{36} where the energy minimum is found for Th at a distance of 0.24 Å off the center while the estimated average radius of C_{36} is 2.54 Å.

Finally, the carbon cage radius in $\text{Th@C}_{20}\text{H}_{20}$ is 2.35 Å, that is, larger than the one in Th@C_{20} whereas

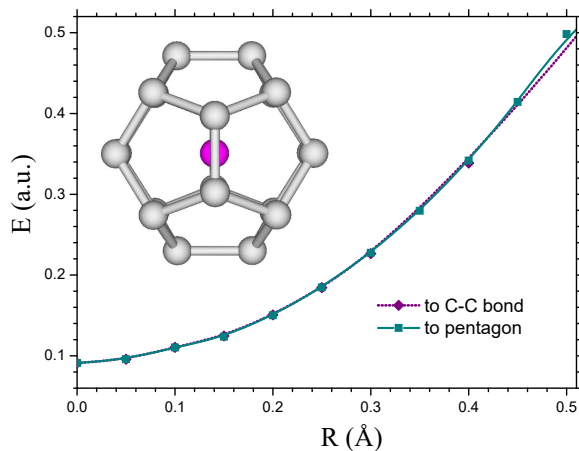


FIG. 2: Binding energy E_b of the $\text{Th}@C_{20}$ molecular complex versus the Th displacement R from the fullerene center in various directions: 1) dark cyan line (squares) – to the center of a pentagon, 2) purple line (diamonds) – to the middle point of the C-C bond.

the local energy minimum of $\text{Th}@C_{20}H_{20}$ is increased to 8.14 eV. These data indicate that the complex $\text{Th}@C_{20}H_{20}$ is even less stable than $\text{Th}@C_{20}$.

C. Th bonded to graphene (modelled by benzene and coronene)

We further investigate the properties of the energy minimum found with the Th atom facing the center of the hexagon in the fullerene C_{60} . The most important question is how general is this chemical bonding revealed in $\text{Th}@C_{60}$. For that purpose we consider the formation of chemical bonding in other molecular systems: graphene and a carbon nanotube. However, both graphene and a carbon nanotube are infinite objects, and below we model them with simpler planar molecules like benzene (C_6H_6 , insert of Fig. 3) and coronene. Coronene ($C_{24}H_{12}$, the insert panel on the left in Fig. 4) is a polycyclic aromatic hydrocarbon comprising seven carbon rings. Note that the C-C bond length of the inner six-member carbon ring in coronene is very close to the bond length (1.42 Å) observed in graphene. Interestingly, there are two-dimensional boron-nitride materials like BN-circumacenes [36] isoelectronic with carbon-based planar molecular structures, which can possibly accommodate thorium as well. In Ref. [20] the interaction of Th with graphene-like molecules has been calculated for high spin (triplet and quintet) ground states of thorium. Our study show that the singlet spin-adapted state is certainly preferable. It results in smaller Th-C bond length: 2.48 Å compared with 2.62 Å for the triplet and 2.61 Å for the quintet state, and a lower total energy. The triplet-singlet energy difference is 1.623 eV, the quintet-singlet one is 2.025 eV (with the jorge-ADZP basis set [27]). The singlet ground state of Th has been

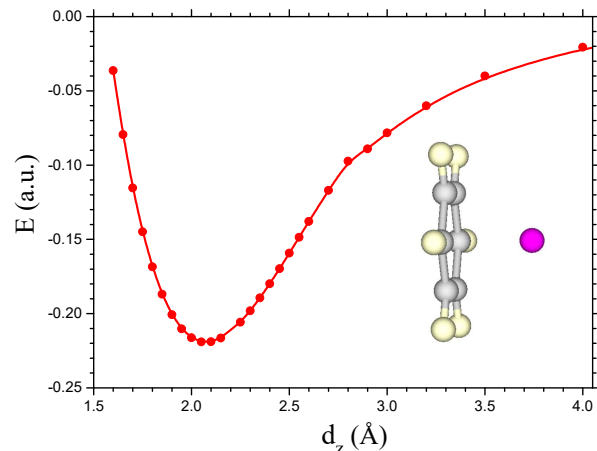


FIG. 3: Binding energy E_b of the Th–benzene molecular complex versus the Th displacement d_z from the benzene (hexagon) center in the perpendicular direction. The energy minimum (-0.219 Hartree or -5.97 eV) corresponds to $d_z^{min} = 2.05$ Å.

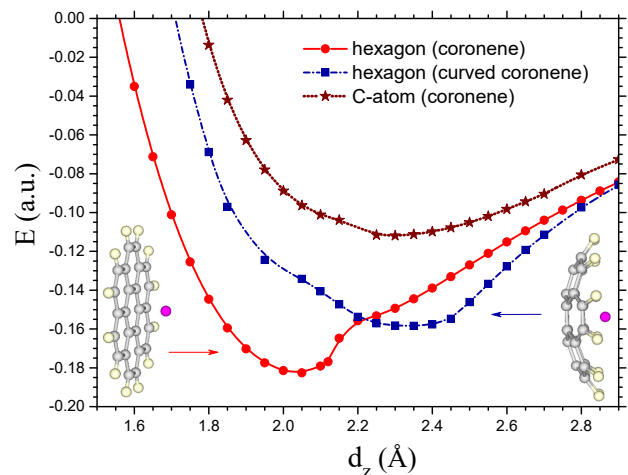


FIG. 4: Binding energy E_b of the Th–coronene molecular complex versus the Th displacement d_z from the inner hexagon in the perpendicular direction: 1) red line (circles) – from the center of the hexagon ($d_z^{min} = 2.02$ Å), 2) blue line (squares) – from the hexagon center of the curved coronene ($d_z^{min} = 2.33$ Å), 3) brown line (stars) – from the C atom, see text for details.

also confirmed in $\text{Th}@C_{74}$ [14].

The results of our singlet ground state calculations for Th bonded to benzene and coronene are shown in Table I and Figs. 3, 4, 5. In both cases the geometry optimization without a symmetry restriction yields a well developed energy minimum indicating a formation of chemical bonding with the thorium atom located above the molecule center. We conclude that the molecular symmetry is C_{6v} and adopt it for further considerations. The closest Th-C bonds are 2.50 Å (benzene) and 2.47 Å (plain coronene). Displacing Th in other directions - for example, above the C atom (brown line

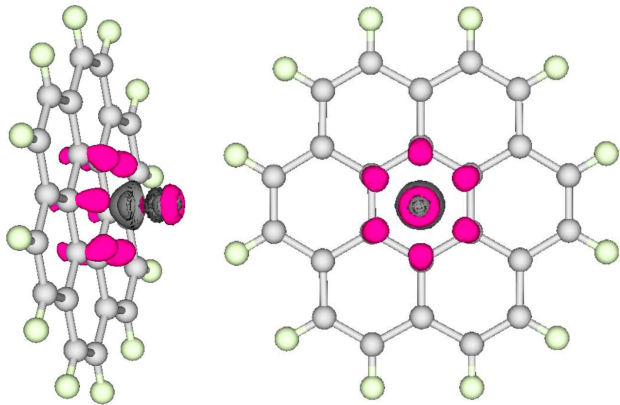


FIG. 5: The chemical bonding of Th with coronene ($C_{24}H_{12}$) shown as the bonding electron density $\rho_b = \rho(\text{Th}+C_{24}H_{12}) - \rho(\text{Th}) - \rho(H_{12})$. Red clouds indicate an excess of the bonding electron density, black ones show a depletion of the electron density. There is a partial charge transfer from thorium to coronene.

in Fig. 4) - also leads to a minimum, but in that case its energy is at least 1.94 eV higher than for the global one. The chemical bonding developed between Th and the coronene molecule is visualized in Fig. 5. In terms of molecular orbitals the situation can be interpreted similar to that for $\text{Th}@C_{60}$. In benzene the LUMO state (at 3.97 eV for C_6H_6) belongs to the two-dimensional E_2 irreducible representation of the C_{6v} symmetry group. In the presence of thorium the E_2 orbital being hybridized with the $Y_{l=2}^{m=\pm 2}$ d -states and $Y_{l=3}^{m=\pm 2}$ f -states of thorium, is shifted to the bonding energy of -4.53 eV, Table I, and becomes fully populated by four Th valence electrons.

It is instructive to compare the bonding of Th with other four-valent metals: Ti, Zr and Hf, Table II. There is a remarkable difference between the bond lengths of Ti and Zr with C_6H_6 on the one hand, and Hf and Th with C_6H_6 on the other. Out of the three metals, only hafnium demonstrates the bond lengths close to that of thorium. It is also worth noting that the difference is reflected in the character of the HOMO level. In $\text{Hf}C_6H_6$ HOMO is the two-fold E_2 molecular orbital like in $\text{Th}C_6H_6$ whereas in $\text{Ti}C_6H_6$ and $\text{Zr}C_6H_6$ it is the non-degenerate A_1 level.

In addition, we have studied the behavior of the Th-C chemical bonding when the carbon network is curved. The effect of curvature was modelled by placing the carbon and hydrogen atoms of coronene on the spherical surface with the radius of 7.1 Å which is twice the value of the radius of the C_{60} fullerene. The influence of curvature on the bonding is shown by the blue plot of Fig. 4. We observe that the position of the energy minimum is shifted from 2.05 Å to 2.33 Å, whereas its value becomes ≈ 0.63 eV higher. This rise of the energy for the curved coronene is accounted for by an increase of the electrostatic repulsion between the positively charged thorium atom and terminated hydrogen atoms of coronene. In

TABLE II: Comparison with other four-valent transition metals (M): Ti, Zr and Hf, located above the benzene C_6H_6 , MP2 calculations. d_0 is the distance to the carbon ring (Å), $d(M-C)$ is the metal-carbon bond length (Å), MO energies are in eV. (The metal basis sets are jorge-ADZP [27].)

metal	Ti	Zr	Hf
d_0	3.232	3.386	1.809
$d(M-C)$	3.522	3.664	2.256
HOMO - 1	-8.923 (A_1)	-6.272 (A_1)	-9.793 (E_1)
HOMO	-5.178 (A_1)	-4.882 (A_1)	-4.903 (E_2)
LUMO	1.720 (E_1)	0.985 (A_1)	-0.261 (A_1)
LUMO + 1	2.626 (E_2)	1.347 (E_1)	1.001 (A_1)

real carbon systems like graphene or a carbon nanotube there are no positively charged hydrogen atoms and we expect that this effect will be less pronounced.

IV. CONCLUSIONS

We have studied the optimal position of the Th atom with novel carbon materials by means of the Hartree-Fock approach with weak dispersion interactions accounted for by the MP2 correction, Table I. Having started with the Th atom encapsulated in the fullerenes C_{60} , we find the favourable location in the C_{60} fullerene. In this energy minimum state the Th atom faces the center of the 6 member carbon ring and is at the distance of 2.01 Å from the center. The distances to first and second neighboring carbon atoms of C_{60} in that case are 2.46 and 2.85 Å, respectively.

This finding is in agreement with results of DFT calculations of Th encapsulated in fullerenes of various shape: for $\text{Th}@C_{84}$ [12], $\text{Th}@C_{86}$ [11] and $\text{Th}@C_{76}$ [10]. The closest Th-C bond lengths in these molecules vary from 2.39 to 2.53 Å. In the C_{20} and $C_{20}H_{20}$ metastable complexes the fullerene radius is too small and the Th atom occupies the position at its center causing a small expansion of the outer carbon cage.

In C_{60} we have also studied other local minima of the Th atom and found that they are separated from the global hexagon minimum by an energy gap of 0.22 eV. Therefore, the global minimum is quite pronounced and the situation is different from the very shallow energy minimum in $\text{La}_2@C_{80}-I_h(7)$ [19].

Finally, we have thoroughly investigated the nature of the global energy minimum for the Th atom bound to a carbon network. In that case the carbon cage was taken in the molecular form of benzene and coronene. Th with benzene and Th with coronene give reasonable approximations to such molecular systems as Th bound to graphene and Th bound to a carbon nanotube. In benzene and coronene we have found well pronounced energy minima for Th located at distances of 2.05 and 2.02 Å from the center of the carbon hexagon, correspondingly. (The triplet and quintet spin states of Th lying

much higher in energy in comparison with the singlet-adapted ground state, can be omitted from consideration.) The shortest Th-C bond lengths are 2.50 Å (benzene) and 2.47 Å (coronene). Moreover, in the case of curved coronene modelling a piece of a fullerene or a carbon nanotube, this global minimum survives but the optimal distance from Th to the center of the hexagon (d_z^{min}) becomes larger. In the graphene network the global minimum is deeper than for fullerenes, and the energy difference with other local minima is at least 1.7 eV.

Acknowledgments

This research was supported by a grant of the Russian Science Foundation (Project No 19-72-30014). Computations have been partially carried out using the equipment of the shared research facilities of HPC computing resources at Lomonosov Moscow State University [37].

REFERENCES

-
- [1] Klaus D. Sattler (Ed.), *Handbook of nanophysics. Clusters and Fullerenes*. CRC Press, Taylor & Francis Group, London, 2011.
- [2] Lu, X.; Echegoyen, L.; Balch, A. L.; Nagase, S.; Akasaka, T. (Eds). *Endohedral Metallofullerenes. Basics and Applications*. CRC Press (2014).
- [3] Rudolf, M.; Wolfraum, S.; Guldi, D. M.; Feng, L.; Tsuchiya, T.; Akasaka, T.; Echegoyen, L. Endohedral Metallofullerenes - Filled Fullerene Derivatives towards Multifunctional Reaction Center Mimics. *Chem. Eur. J.* **2012**, 18, 5136-5148.
- [4] Mikawa, M.; Kato, H.; Okumura, M.; Narazaki, M.; Kanazawa, Y.; Miwa, N.; Shinohara, H. Paramagnetic Water-Soluble Metallofullerenes Having the Highest Relaxivity for MRI Contrast Agents. *Bioconjug. Chem.* **2001**, 12, 510-514.
- [5] Cagle, D. W.; Thrash, T. P.; Wilson, L. J.; Ehrhardt, G. J.; Alford, J.; Chibante, L. P. F. *Fullerenes: Recent Advances in the Chemistry and Physics of Fullerenes and Related Materials*, Vol. 3, eds K Kadish and R Ruoff (Pennington, NJ: Electrochemical Society), **1996**, pp. 854-868.
- [6] Ohtsuki, T.; Masumoto, K.; Ohno, K.; Maruyama, Y.; Kawazoe, Y.; Sueki, K.; Kikuchi, K. Insertion of Be Atoms in C₆₀ Fullerene Cages: Be@C₆₀. *Phys. Rev. Lett.* **1996**, 77, 3522-3525.
- [7] Akiyama, K.; Zhao, Y.; Sueki, K.; Tsukada, K.; Haba, H.; Nagame, Y.; Kodama, T.; Suzuki, S.; Ohtsuki, T. Sakaguchi, M.; Kikuchi, K.; Katada, M.; and Nakahara, H. Isolation and Characterization of Light Actinide Metallofullerenes. *J. Am. Chem. Soc.* **2001**, 123, 181-182.
- [8] Akiyama, K.; Sueki, K.; Tsukada, K.; Yaita, T.; Miyake, Y.; Haba, H.; Asai, M.; Kodama, T.; Kikuchi, K.; Ohtsuki, T.; Nagame, Y.; Katada, M.; Nakahara, H. Study of Metallofullerenes Encapsulating Actinides. *J. Nucl. Rad. Sci.* **2002**, 3, 151-154.
- [9] Wang, Y.; Rodríguez-Forteza, A.; Poblet, J. M.; Feng, L.; Wang, S.; Chen, N. Unique Four-Electron Metal-to-Cage Charge Transfer of Th to a C₈₂ Fullerene Cage: Complete Structural Characterization of Th@C_{3v}(8)-C₈₂. *J. Am. Chem. Soc.* **2017**, 139, 5110-5116.
- [10] Jin, M.; Zhuang, J.; Wang, Y.; Yang, W.; Liu, X.; Chen, N. Th@T_d(19151)-C₇₆: A Highly Symmetric Fullerene Cage Stabilized by a Tetravalent Actinide Metal Ion. *Inorg. Chem.* **2019**, 58, 24, 16722-16726.
- [11] Wang, Y.; Morales-Martínez, R.; Cai, W.; Zhuang, J.; Yang, W.; Echegoyen, L.; Poblet, J. M.; Rodríguez-Forteza, A.; Chen, N. Th@C₁(11)-C₈₆: an actinide encapsulated in an unexpected C₈₆ fullerene cage. *Chem. Commun.* **2019**, 55, 9271-9274.
- [12] Kaminský, J.; Vícha, J.; Bouř, P.; Straka, M. Properties of the Only Thorium Fullerene, Th@C₈₄, Uncovered. *J. Phys. Chem. A.* **2017**, 121, 3128-3135.
- [13] Jin, P.; Liu, C.; Li, Y.; Li, L.; Zhao, Y. Th@C₇₆. Computational characterization of larger actinide endohedral fullerenes. *Int. J. Quantum Chem.* **2017**, e25501.
- [14] Li, Y.; Yang, L.; Liu, C.; Hou, Q.; Jin, P.; Lu, X.. Th-Based Endohedral Metallofullerenes: Anomalous Metal Position and Significant Metal-Cage Covalent Interactions with the Involvement of Th 5f Orbitals. *Inorg. Chem.* **2018**, 57, 7142-7150.
- [15] Li, Y.; Yang, L.; Wei, Z.; Hou, Q.; Li, L.; Jin, P. Robust metal-pentagon interactions in the Th-based endohedral metallofullerenes revealed by DFT calculations. *Int. J. Quantum Chem.* **2018**, e25826.
- [16] Seiferle, B.; von der Wense, L.; Bilous, P. V.; Amersdorffer, I.; Lemell, C.; Libisch, F.; Stellmer, S.; Schumm, T.; Düllmann, C. E.; Pálffy, A.; Thierolf, P. G. Energy of the ²²⁹Th nuclear clock transition. *Nature.* **2019**, 573, 243-246.
- [17] Tkalya, E. V. Proposal for a Nuclear Gamma-Ray Laser of Optical Range. *Phys. Rev. Lett.* **2011**, 106, 162501.
- [18] Peik, E.; Tamm, C. Nuclear laser spectroscopy of the 3.5 eV transition in Th²²⁹. *Europhys. Lett.* **2003**, 61, 181-186.
- [19] Popov, A. A.; Yang, S.; Dunsch, L. Endohedral Fullerenes. *Chem. Rev.* **2013**, 113, 5989-6113.
- [20] Du, J.; Jiang, G. Adsorption of 5f-electron atoms (Th-Cm) on graphene surface: An all-electron ZORA-DFT study. *J. Colloid. Interface Sci.* **2017**, 508, 159-166.
- [21] Bodrenko, I. V.; Avdeenkov, A. V.; Bessarabov, D. G.; Bibikov, A. V.; Nikolaev, A. V.; Taran, M. D.; Tkalya, E. V. Hydrogen Storage in Aromatic Carbon Ring Based Molecular Materials Decorated with Alkali or Alkali-Earth Metals. *J. Phys. Chem. C.* **2012**, 116, 25286-25292.
- [22] Liu, X.; Wang, C.-Z.; Hupalo, M.; Lin, H.-Q.; Ho, K.-M.; Tringides, M. C. Metals on Graphene: Interactions, Growth Morphology, and Thermal Stability. *Crystals.* **2013**, 3, 79-111.
- [23] Dimakis, N.; Flor, F. A.; Salgado, A.; Adjibi, K.; Vargas, S.; Saenz, J. Density functional theory calculations on transition metal atoms adsorbed on graphene monolayers. *Appl. Sur. Sci. A.* **2017**, 421, 252-259.
- [24] Szabo, A.; Ostlund, N. S. *Modern Quantum Chemistry* (McGraw-Hill, Dover, 1989).

- [25] Artemyev, A.; Bibikov, A.; Zayets, V.; and Bodrenko, I. Basis set convergence studies of Hartree-Fock calculations of molecular properties within the resolution of the identity approximation. *J. Chem. Phys.* **2005**, 123, 024103.
- [26] M. W. Schmidt, K. K. Baldrige, J. A. Boatz, S. T. Elbert, M. S. Gordon, J. H. Jensen, S. Koseki, N. Matsunaga, K. A. Nguyen, S. Su, T. L. Windus, M. Dupuis, J. A. Montgomery. "General Atomic and Molecular Electronic Structure System." *J. Comput. Chem.*, **1993**, 14, 1347-1363. <https://doi.org/10.1002/jcc.540141112>.
- [27] Basis Set Exchange ver2, BSE Library v0.8.12, 2019. The Molecular Sciences Software Institute (MolSSI), Virginia Tech. <https://www.basissetexchange.org>. (accessed June 02, 2020).
- [28] de Oliveira, A.Z.; Campos, C.T.; Jorge, F.E.; Ferreira, I.B.; Fantin P.A. All-electron triple zeta basis sets for the actinides. *Comput. and Theoret. Chem.*, **2018**, 1135, 28-33.
- [29] Dunning, T. H. Jr. Gaussian basis sets for use in correlated molecular calculations. I. The atoms boron through neon and hydrogen. *J. Chem. Phys.* **1989**, 90, 1007-1023.
- [30] Tkalya, E. V.; Bibikov, A. V.; Bodrenko, I. V. Electron capture β decay of ${}^7\text{Be}$ encapsulated in C_{60} : Origin of increased electron density at the ${}^7\text{Be}$ nucleus. *Phys. Rev. C*. **2010**, 81, 024610.
- [31] Bibikov, A. V.; Nikolaev, A. V.; Tkalya, E. V. Estimation of the decay rate of ${}^7\text{Be}$ and ${}^7\text{Be}_2$ encapsulated in C_{70} . *Phys. Rev. C*. **2019**, 100, 064603.
- [32] Lin, F.; Sørensen, E. S.; Kallin, C.; Berlinsky, A. J. C_{20} , the Smallest Fullerene. *Handbook of nanophysics. Clusters and fullerenes.* (K. D. Sattler, Ed.) CRC Press Taylor & Francis Group. (2011), Ch. 29-1.
- [33] Paquette, L. A.; Tenansky, R. J.; Balogh, D. W.; Kentgen, G. Total Synthesis of Dodecahedrane. *J. Am. Chem. Soc.* **1983**, 105, 5446-5450.
- [34] Singh, A. K.; Kumar, V.; Kawazoe, Y. Stabilizing the silicon fullerene Si_{20} by thorium encapsulation. *Phys. Rev. B: Condens. Matter Mater. Phys.* **2005**, 71, 115429.
- [35] Michel, K. H.; Verberck, B.; Nikolaev, A. V. Anisotropic Packing and One-Dimensional Fluctuations of C_{60} Molecules in Carbon Nanotubes. *Phys. Rev. Lett.* **2005**, 95, 185506.
- [36] Mocci, P.; Cardia, R.; and Cappellini, G. A computational study on the electronic and optical properties of boron-nitride circumacenes. *Phys. Chem. Chem. Phys.*, **2019**, 21, 16302-16309.
- [37] V. Sadovnichy, A. Tikhonravov, Vl. Voevodin, and V. Opanasenko, "Lomonosov": Supercomputing at Moscow State University. In: *Contemporary High Performance Computing: From Petascale toward Exascale*, Chapman & Hall/CRC Computational Science, p. 283, Boca Raton, USA, CRC Press, 2013.