

CORDEL: A Contrastive Deep Learning Approach for Entity Linkage

Zhengyang Wang
Texas A&M University
College Station, TX, USA
zhengyang.wang@tamu.edu

Bunyamin Sisman, Hao Wei, Xin Luna Dong
Amazon.com
Seattle, WA, USA
{bunyamis, wehao, lunadong}@amazon.com

Shuiwang Ji
Texas A&M University
College Station, TX, USA
sji@tamu.edu

Abstract—Entity linkage (EL) is a critical problem in data cleaning and integration. In the past several decades, EL has typically been done by rule-based systems or traditional machine learning models with hand-curated features, both of which heavily depend on manual human inputs. With the ever-increasing growth of new data, deep learning (DL) based approaches have been proposed to alleviate the high cost of EL associated with the traditional models. Existing exploration of DL models for EL strictly follows the well-known twin-network architecture. However, we argue that the twin-network architecture is sub-optimal to EL, leading to inherent drawbacks of existing models. In order to address the drawbacks, we propose a novel and generic contrastive DL framework for EL. The proposed framework is able to capture both syntactic and semantic matching signals and pays attention to subtle but critical differences. Based on the framework, we develop a contrastive DL approach for EL, called CORDEL, with three powerful variants. We evaluate CORDEL with extensive experiments conducted on both public benchmark datasets and a real-world dataset. CORDEL outperforms previous state-of-the-art models by 5.2% on public benchmark datasets. Moreover, CORDEL yields a 2.4% improvement over the current best DL model on the real-world dataset, while reducing the number of training parameters by 97.6%.

Index Terms—Entity linkage, twin network, deep learning

I. INTRODUCTION

Entity linkage (EL), also known as entity matching, record linkage, entity resolution, and duplicate detection, refers to the task of determining whether two data records represent the same real-world entity. For example, in a product database, a black ink tank for printers produced by Canon can be represented as (Black ink tank, Canon) with attributes (Product title, Brand). However, there exist many other ways to build records for the same product, such as (Ink tank [black], Canon) and (Black ink tank, Canon® Ink). As a result, there might be many data records referring to the same real-world entity, needing to be cleaned and integrated.

EL has been a fundamental problem in data cleaning and integration in many domains such as e-commerce [1], [2], and data warehouses [3]. Because of its importance, it has been extensively studied for several decades [2], [4]–[12]. Models for EL have evolved with the development of machine learning [13]–[17], incorporating rule-based methods [18]–[21] and crowd-sourcing [1], [22]–[24]. However, because of the explosion in the volume and diversity of data, we are still far away from solving EL. Newly generated data may have

different data distributions, requiring new models and thus a lot of human resources. For example, traditional machine learning models, such as support vector machines and random forests, usually require humans to hand-craft features for different data to maximize the model accuracies [25].

The success of DL approaches in various areas, such as natural language processing (NLP), computer vision, robotics, and database [26], [27] in recent years have drawn the attention of the EL research community to a promising direction. Compared with traditional machine learning methods, DL is known to be capable of extracting task-specific features from raw data automatically through the learning process. In addition, the development of distributed representations enables DL models to process textual data directly [28]–[31]. These properties of DL are highly desirable for EL frameworks.

Our work is not the first DL approach for EL. Existing DL methods for EL [2], [11] employ the twin-network architecture in Figure 1(a), which is commonly used for other matching tasks in NLP in the literature. In NLP, the twin-network architecture is usually employed for semantic matching tasks such as question answering that require matching abstract text representations. However, semantic matching is not effective on many EL tasks. For example, in product EL tasks, the record pair (Black ink tank, Canon) and (Cyan ink tank, Canon), where the attributes are (Product title, Brand), is a non-match since they have different colors. However, the words representing different colors are semantically close to each other, making it difficult to distinguish this pair based on semantic matching. Another example is the record pair (Coca-Cola 12 fl oz 8 pack, Coca-Cola) and (Coca-Cola 12 fl oz 6 pack, Coca-Cola), where the only difference lies in the number of bottles in a pack. It is a non-match as well, even though words representing numbers have similar semantic meanings. In addition to these non-match cases, semantic matching could also fail on matches. For instance, the beer product record pair (Amber ale, Third Base Sports Bar & Brewery) and (American red ale, Third Base Sports Bar & Brewery) is a match. But the word ‘American’ in one record is not semantically similar to any word in the other record, which may confuse semantic matching models. Besides these examples, recent studies have also shown that deep neural networks work like low-pass filters and have the effect of smoothing out small differences [32], [33]. Since the comparisons in the twin-network architecture

is made after the records are projected onto the embedding space, small but crucial differences may be ignored, resulting in failures on EL tasks.

Because of these limitations of the twin-network architecture, existing DL models for EL do NOT show consistently improved performance over current non-DL machine learning models on various EL tasks. The fact that DL models may cause decreased performance in some cases hinders the use of these models for EL in practice.

In order to develop more effective and practical DL models for EL, we propose to jump out of the existing DL framework based on the twin-network architecture. Instead, we propose a new contrastive DL framework for EL, as shown in Figure 1(b)¹. In contrast to the twin-network architecture, our framework is able to capture both syntactic and semantic signals. More importantly, our framework avoids the smoothing effect of deep neural networks and pays attention to subtle but critical differences. As an instantiation of this contrastive DL framework, we build a powerful DL model called CORDEL (CONTRASTIVE Deep Entity Linkage). Our contributions can be summarized in three aspects:

- We propose a novel and generic contrastive DL framework for EL, as shown in Figure 1(b). Our contrastive framework addresses the limitations of the twin-network architecture in Figure 1(a) by capturing both syntactic and semantic signals and paying attention to subtle but critical differences between entities.
- We propose a powerful DL model called CORDEL (CONTRASTIVE Deep Entity Linkage) as an instantiation of our proposed contrastive DL framework, as illustrated in Figure 2. Concretely, we develop three variants of CORDEL, named CORDEL-Sum, CORDEL-Attention, and CORDEL-Context_Attention.
- We perform extensive experiments on both public benchmark datasets and a large real-world dataset. CORDEL is able to outperform previous state-of-the-art models by 5.2% on public benchmark datasets. CORDEL also yields a 2.4% improvement over the current best DL model on the real-world dataset, while reducing 97.6% training parameters. In addition, CORDEL shows great stability over different runs. These results indicate that CORDEL is a reliable, efficient, and effective DL approach for EL.

II. RELATED WORK

In this section, we discuss the twin-network architecture and review previous DL models for EL.

The twin-network architecture in Figure 1(a) has been widely applied on matching tasks in natural language processing (NLP), such as paraphrase identification, question answering, automatic dialogue, and textual entailment [34]–[37]. A notable property shared by these matching tasks is that they focus on semantic matching, *i.e.*, the matching

¹Our contrastive DL framework does not correspond to the contrastive learning in the fields of deep metric learning and self-supervised learning. The “contrastive” here refers to contrasting one input to the other in the raw string level, as explained in Sections III-B and III-C.

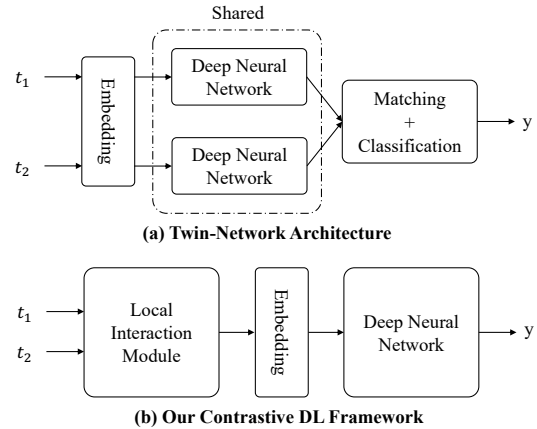


Fig. 1. Two types of DL architectures for matching tasks. (a) The twin architecture employed by existing DL models for EL. The problems of applying the twin-network architecture on EL are analyzed in Section I. (b) Our proposed contrastive DL framework for EL followed by CORDEL. Details are described in Sections III-B and III-C. The advantages of our framework are discussed in Section III-E.

prediction is mainly determined by the semantic relations between two textual inputs. Employing twin-networks with pre-trained distributed representations [28]–[31] suits these tasks well. It is because distributed representations are able to model semantic meanings. For example, words with similar semantic meanings have distributed representations with small distances. On the other hand, there are other matching tasks in NLP that do not fall into this category, such as relevance matching [38], paper citation matching [39], etc. In these tasks, signals from syntactic matching are as important as those from semantic matching. In order to address these tasks, several DL matching models have been developed [38]–[40]. Typically, these models perform local interaction among two inputs and construct a matching histogram or comparison matrix. Deep neural networks are then applied on the matching histogram or comparison matrix to make predictions.

In the literature, most existing DL models for EL follow the twin-network architecture [2], [11], [41], [42]. DEEPMATCHER [2] proposed a general twin-network template of DL models for EL, with four different instantiations: SIF, RNN, Attention, and Hybrid. DEEPER [11] shared high similarities with the SIF and RNN versions of DEEPMATCHER in terms of both the network architectures and performance. Seq2SeqMatcher [41] augmented the twin-network architecture by proposed a sequence-to-sequence alignment layer, which shared certain similarities with the DEEPMATCHER-Attention. AutoEM [42] explored the transfer learning settings while still employing twin-network based DL models.

We have pointed out that the twin-network architecture is not suitable to EL tasks in Section I. In addition, because of the differences between EL and other tasks, existing non-twin DL matching models in NLP [38]–[40] could not be directly applied on EL tasks. In this work, we propose a novel and generic contrastive DL framework for EL, as shown in Figure 1(b). We propose a simple yet effective instantiation of

this framework, named CORDEL.

III. METHOD

In this section, we first formally define the problem of EL in Section III-A. Then we propose our contrastive DL framework for EL in Section III-B. As an instantiation of the framework, we introduce CORDEL, a novel DL model for EL in Section III-C. We provide different powerful variants of CORDEL in Section III-D. Finally, we analyze the advantages of CORDEL in Section III-E.

A. Problem Definition

We focus on EL that refers to the matching task between two data records. In detail, data records are saved by following a certain schema. That is, given an ordered set of pre-defined attributes, data are stored by putting its values under corresponding attributes. For example, the product record (Black ink tank, Canon) is saved with pre-defined attributes (Product title, Brand).

Formally, given pre-defined attributes A_1, A_2, \dots, A_m , a data record t can be represented as a tuple $(t[A_1], t[A_2], \dots, t[A_m])$, where $t[A_i]$, $i = 1, 2, \dots, m$ refers to the value of the attribute A_i in the record t . In an EL dataset, all the records should have the same schema, that is, the same set of attributes in the same order. The EL task is to determine whether a pair of records t_1 and t_2 , where $t_1 \neq t_2$, refer to the same real-world entity. In particular, it is formulated as a binary classification problem:

$$y = F(t_1, t_2) \in \{0, 1\}, \quad (1)$$

where F represents a model for EL that outputs a binary prediction y . In practice, it is common to let F first output a continuous number $y \in [0, 1]$, and set a threshold to translate it into the binary classification result. The continuous output is called the matching score and can be interpreted as the likelihood of t_1 and t_2 being a match.

B. Contrastive DL Framework

We first propose a novel and generic contrastive DL framework specially designed for EL, upon which we develop CORDEL. The framework is illustrated in Figure 1(b). We describe it component by component in this section.

Local interaction module (LIM): In order to allow syntactic signal to be captured, our contrastive DL framework avoids projecting inputs into the embedding space at the beginning. Instead, it first employs a LIM to enable the two input records to interact with each other in the raw string level. The LIM compares and contrasts the input records in terms of string tokens, where the tokens can be characters, words, and phrases. After the LIM, all the string tokens from two input records are re-grouped, where each group captures specific syntactic signals. As a result, the outputs of the LIM are simply several groups of string tokens. Our instantiation, CORDEL, explores a simple LIM that simply separates the different words from the shared words appearing in both records, as introduced in Section III-C.

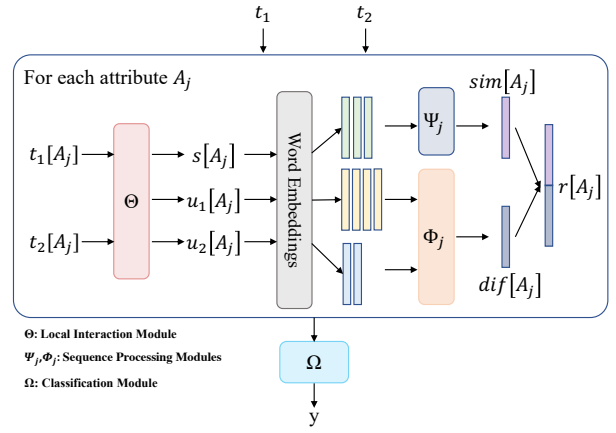


Fig. 2. An illustration of our CORDEL described in Section III-C. It follows the proposed contrastive DL framework introduced in Section III-B. We provide different options for Ψ_j , Φ_j , and Ω in Section III-D, leading to three variants of CORDEL.

Embedding: With syntactic signals captured by the LIM through grouping, distributed embeddings [28]–[31] of string tokens allow semantic signals to be taken into consideration by the following deep neural network. Therefore, our framework has an embedding layer after the LIM, which transforms each string token into a numeric vector embedding through distributed representations. The outputs of the embedding layer are thus sequences of vector embeddings corresponding to groups of string tokens. Note that, as the syntactic signals are encoded by the grouping, they will not be lost through the embedding layer. In other words, both syntactic and semantic signals are captured in the outputs of the embedding layer.

Deep neural network: Finally, a deep neural network is applied on top of the embedding layer to process both syntactic and semantic signals and make the prediction. As the inputs are sequences of vector embeddings, the deep neural network can be decomposed into three parts: sequence processing, information aggregation, and classification. First, for each group of vector embeddings, a sequence processing module is employed to summarize the information into a fixed-size vector representation. Next, the information from different groups needs to be aggregated, and then serves as inputs to a classification module.

The proposed contrastive DL framework is the first DL framework for EL that considers both syntactic and semantic signals. In the next section, we propose a powerful DL model as an instantiation of this framework, called CORDEL.

C. An Instantiation-CORDEL

An illustration of the proposed CORDEL (CONtrastive Deep Entity Linkage) is provided in Figure 2. Specifically, under our proposed contrastive DL framework for EL, we develop a simple yet effective LIM followed by a carefully designed deep neural network.

Local interaction module (LIM): The LIM of CORDEL is designed based on human intuition: given an input record pair,

we tend to treat the differences between two records as signals for a non-match, and regard the common part as signals for a match. Therefore, our LIM simply separates the different words from the shared words appearing in both records. This results in re-clustering the tokens into three groups: two groups of unique words in either record, and one group of shared words. Specifically, the proposed LIM is achieved through simple set operations, as described below.

Formally, let t_1 and t_2 denote the input record pair, where $t_i = (t_i[A_1], t_i[A_2], \dots, t_i[A_m])$, $i = 1, 2$, and each attribute value $t_i[A_j]$, $i = 1, 2, j = 1, 2, \dots, m$, is a sequence of words. Our LIM Θ of CORDEL contrasts attribute-wise local tokens. For each attribute A_j , $j = 1, 2, \dots, m$, the two sequences of words $t_1[A_j]$ and $t_2[A_j]$ are compared in terms of the exact matching between token sets. After Θ , all the tokens in $t_1[A_j]$ and $t_2[A_j]$ are distributed into three groups:

$$(s[A_j], u_1[A_j], u_2[A_j]) = \Theta(t_1[A_j], t_2[A_j]), \quad (2)$$

where $s[A_j]$ contains shared words appearing in both $t_1[A_j]$ and $t_2[A_j]$, and $u_i[A_j]$, $i = 1, 2$, includes the unique words that are only in $t_i[A_j]$. In other words, the comparison step Θ can be written as

$$\begin{aligned} s[A_j] &= t_1[A_j] \cap t_2[A_j], \\ u_1[A_j] &= t_1[A_j] \setminus s[A_j], \\ u_2[A_j] &= t_2[A_j] \setminus s[A_j]. \end{aligned} \quad (3)$$

Embedding: Accordingly, CORDEL employs pre-trained word embeddings to transform the outputs of Θ into word embeddings. Without loss of clarity, the same notations $(s[A_j], u_1[A_j], u_2[A_j])$ are used to denote the corresponding three sequences of word embeddings.

Deep neural network: We introduce the corresponding deep neural network in the order of sequence processing, information aggregation, and classification.

(1) *Sequence processing:* For each attribute A_j , two sequence processing modules, Ψ_j and Φ_j , are used to generate an attribute similarity representation vector $sim[A_j]$ and an attribute difference representation vector $dif[A_j]$ from $(s[A_j], u_1[A_j], u_2[A_j])$, respectively:

$$sim[A_j] = \Psi_j(s[A_j]), \quad (4)$$

$$dif[A_j] = \Phi_j(u_1[A_j], u_2[A_j]). \quad (5)$$

Note that we use one sequence processing module Φ_j to process two groups $u_1[A_j]$ and $u_2[A_j]$ instead of two distinct ones. This is because both groups include different words, which can be viewed as one group as well. Here, the attribute similarity representation vector $sim[A_j]$ encodes information from shared words under the attribute A_j in both records, serving as evidence that supports the prediction of the input record pair as a match. On the contrary, the attribute difference representation vector $dif[A_j]$ encodes information from different words under the attribute A_j in either record, supporting the opposite prediction.

(2) *Information aggregation:* In order to aggregate information, CORDEL concatenates $sim[A_j]$ and $dif[A_j]$ as the attribute representation vector $r[A_j]$:

$$r[A_j] = \text{Concat}(sim[A_j], dif[A_j]). \quad (6)$$

(3) *Classification:* Finally, a classification module Ω takes all m attribute representation vectors as inputs and performs a binary classification task:

$$y = \Omega(r[A_1], r[A_2], \dots, r[A_m]) \in [0, 1], \quad (7)$$

where y is the predicted matching score. A threshold can be set to translate the matching scores into binary classification results. The classification module Ω has to merge m vectors first and makes the prediction. In DL, it is common to let Ω output two numbers, use the Softmax function to normalize them, and treat one of them as the y in Eqn. (7) [25]. With the true label y^* from the training dataset, CORDEL can be trained with the cross-entropy loss through back-propagation [43].

D. Variants of CORDEL

In this section, we provide variants of CORDEL by specifying Ψ_j in Eqn. (4), Φ_j in Eqn. (5), and Ω in Eqn. (7). In particular, Ψ_j and Φ_j are each required to take in one and two variable-length sequence of word embeddings and produce a fixed-size vector, respectively. And Ω has m fixed-size vectors as inputs and performs a two-way classification.

CORDEL-Sum: In order to demonstrate the effectiveness of our proposed CORDEL, we build CORDEL-Sum, an extremely simple variant of CORDEL.

CORDEL-Sum employs summation followed by a one-layer multilayer perceptron (MLP) for both Ψ_j and Φ_j . Summation, although without any training parameters, is a powerful process in DL models for classification tasks [31], [44]. The one-layer MLP is used to perform dimension reduction, which avoids having an excessive number of parameters in the following classification module Ω . Specifically, we have

$$\begin{aligned} sim[A_j] &= \Psi_j(s[A_j]) = \sigma(W^{\Psi_j} \cdot \sum_{s \in s[A_j]} s), \\ dif[A_j] &= \Phi_j(u_1[A_j], u_2[A_j]) = \sigma(W^{\Phi_j} \cdot \sum_{u \in u_1[A_j] \cup u_2[A_j]} u), \end{aligned}$$

where W^{Ψ_j} and W^{Φ_j} represent corresponding one-layer MLPs, and σ refers to an activation function. The bias terms are omitted. In particular, Φ_j sums all the input word embeddings from both sequences of difference words. It is worth noting that the one-layer MLPs are independent for each attribute A_j , leading to $2m$ one-layer MLPs in total.

Afterwards, Ω of CORDEL-Sum is simply implemented as a concatenation of m input vectors followed by a two-layer MLP with two output units:

$$y = \text{MLP}(\text{Concat}(r[A_1], r[A_2], \dots, r[A_m])). \quad (8)$$

CORDEL-Sum is extremely light-weight yet powerful. The training parameters only lie in $2m$ one-layer MLPs plus a two-layer MLP. As shown in Section IV, CORDEL-Sum achieves

significantly improved performance over current non-DL and DL models. The success of CORDEL-Sum demonstrates the power of our proposed CORDEL.

Attention-based CORDEL: Despite the effectiveness of CORDEL-Sum, using summation to perform sequence processing may limit the performance in some cases, as summation gives equal importance to each word in the sequence. This contradicts with the intuition that words in $s[A_j]$ and $(u_1[A_j], u_2[A_j])$ should contribute differently to $sim[A_j]$ and $dif[A_j]$, respectively. Therefore, we explore attention-based modules for Ψ_j , Φ_j , and Ω to further enhance our CORDEL. The attention mechanism is able to perform a weighted summation over word embeddings, giving larger weights to more important words.

The attention mechanism has been widely used in DL models for various computer vision and NLP tasks [45]–[51]. In general, the attention mechanism has three parts of inputs: a query vector $q \in \mathbb{R}^{d_1}$, n key vectors that form a matrix $K = [k_1, k_2, \dots, k_n] \in \mathbb{R}^{d_1 \times n}$, and n value vectors that form a matrix $V = [v_1, v_2, \dots, v_n] \in \mathbb{R}^{d_2 \times n}$. Notably, the dimension of the query vector and key vectors are the same, and key vectors and value vectors have a one-to-one correspondence. The attention mechanism [46] is defined as

$$o = V \cdot \text{Softmax}\left(\frac{K^T \cdot q}{\sqrt{d_1}}\right) \in \mathbb{R}^{d_2}. \quad (9)$$

In order to use the attention mechanism, we need to specify where the q , K , and V come. With different choices, we develop two attention-based variants of CORDEL, named CORDEL-Attention and CORDEL-Context_Attention. They differ in Φ_j , while having the same Ψ_j and Ω .

We describe the shared Ψ_j first. To simplify the notations, let $s[A_j] = [x_1, x_2, \dots, x_n] \in \mathbb{R}^{d \times n}$ denote the inputs to Ψ_j . Note that n can be any number so that $s[A_j]$ is a variable-length sequence of embeddings. The K and V in the attention mechanism are computed from the inputs $s[A_j]$ through $K = W^k X$ and $V = W^v X$, where $W^k \in \mathbb{R}^{d_1 \times d}$ and $W^v \in \mathbb{R}^{d_2 \times d}$ are training parameters. Meanwhile, the query vector q is simply randomly initialized and tuned during training [45].

In terms of Φ_j , both CORDEL-Attention and CORDEL-Context_Attention follow a sub-twin architecture, that is, two attention mechanisms with shared training parameters are applied on $u_1[A_j]$ and $u_2[A_j]$, respectively. And the output of Φ_j is the summation of the outputs from the two attention mechanisms. Like the attention mechanism in Ψ_j , the attention mechanisms on $u_i[A_j]$ compute K and V from the inputs $u_i[A_j]$. However, CORDEL-Attention and CORDEL-Context_Attention have different choices on q . CORDEL-Attention employ the attention with trainable q as in Φ_j , while CORDEL-Context_Attention uses the output of Φ_j as q , i.e., $q = sim[A_j]$.

The motivation of CORDEL-Attention is straightforward. As the attention mechanism may be more powerful than summation in some cases, CORDEL-Attention uses attention mechanisms with trainable q to replace summa-

tions in CORDEL-Sum. On the other hand, CORDEL-Context_Attention uses $sim[A_j]$ to guide the attention mechanisms that generate $dif[A_j]$. The motivation is that $sim[A_j]$ may contain contextual information, and can be useful in determining the importance of words in $u_1[A_j]$ and $u_2[A_j]$. For example, the model can figure out that the domain of the input records is music. Within this context, words indicating the versions of the music records, such as ‘live’ and ‘remix’, should be paid more attention to.

Both CORDEL-Attention and CORDEL-Context_Attention exploit self-attention [46], [48] in Ω . By having m query vectors, the attention mechanism is able to transform a sequence of embeddings into another sequence of embeddings with the same length [46], [48]. In particular, let $R = [r[A_1], r[A_2], \dots, r[A_m]]$, we have $Q = W^Q R$, $K = W^k R$, and $V = W^v R$, where W^Q , W^k , and W^v are training parameters. Using self-attention to replace the concatenation in Eqn. (8) allows explicit cross-attribute interaction, leading to improved performance in some cases, as shown in Section IV.

E. Analysis of CORDEL

We analyze the CORDEL and demonstrate its advantages. In particular, we demonstrate how it appropriately addresses the problems of existing DL models for EL.

By taking the LIM Θ , CORDEL takes syntactic signals from raw strings into consideration. Meanwhile, semantic signals are still captured through word embeddings. On one hand, Θ helps CORDEL avoid mistakes caused by the fact that some semantically similar words are the key evidence for the prediction of a non-match. Taking the example of (Coca-Cola 12 fl oz 8 pack, Coca-Cola) and (Coca-Cola 12 fl oz 6 pack, Coca-Cola), the words ‘8’ and ‘6’ will be put into the groups of unique words in either record, and encoded by the attribute difference representation vector $dif[A_j]$. In the case that ‘8’ and ‘6’ have similar word embeddings as they are semantically close, CORDEL is still able to know that there is a numeric difference between the two input records, while the twin networks are not sensitive to such a difference. On the other hand, CORDEL is also effective in the case that semantically different but unimportant words make the model fail to identify a true match. As the final classifier takes both the attribute similarity representation vector $sim[A_j]$ and the attribute difference representation vector $dif[A_j]$ into consideration, CORDEL is able to determine whether the captured differences serve as important evidence for the prediction.

In addition, CORDEL is unaffected by the smoothing effect of deep neural networks. The differences are isolated from the common parts of the input record pair and processed separately. Therefore, no matter how small the differences are, CORDEL is capable of capturing them.

To summarize, unlike existing DL models for EL, CORDEL is able to identify subtle but critical differences between input records, which is a fundamental requirement for solving EL.

IV. EXPERIMENTAL STUDIES

In this section, we conduct thorough experiments to evaluate our proposed CORDEL and show its superiority in the

following aspects:

- On public benchmark datasets, CORDEL outperforms existing non-DL and DL models on all types of EL tasks. In particular, CORDEL is the first DL approach with consistent and significant improvements over the non-DL approach on all three types of EL tasks.
- On a real-world dataset, CORDEL achieves better performance over existing DL models in terms of two practical evaluation metrics. In addition, CORDEL demonstrates significantly improved stability over independent training runs, which is highly desired in practice.
- CORDEL is a much more efficient DL approach in terms of required computational resources.

A. Experimental Setup

We describe the models and configurations used in our experiments.

Baselines: We select non-DL and DL baselines for comparison.

- The non-DL baseline is Magellan [17], the state-of-the-art machine learning based approach for EL. In particular, Magellan selects the best classifier from decision tree, random forest, Naive Bayes, support vector machine and logistic regression. The features used in Magellan are designed by experts.
- The DL baseline is DEEPMATCHER [2], which represents a wide range of twin-network based DL models for EL. DEEPMATCHER has four versions, named SIF, RNN, Attention, and Hybrid, with increasing complexity. DEEPER [11] and Seq2SeqMatcher [41] can be regarded as extensions of DEEPMATCHER. DEEPMATCHER has been made publicly available as a Python package.

CORDEL: We evaluate CORDEL-Sum, CORDEL-Attention, and CORDEL-Context_Attention in our experiments. The details are provided below.

Word Embeddings: For fair comparison, the distributed representations used to transform words into word embeddings are 300-dimensional pretrained FastText embeddings [31], which is the same as DEEPMATCHER [2]. The embeddings are not fine-tuned during training.

Training: CORDEL is trained through the Adam optimizer [52] with a learning rate of 0.0001. The training batch size is set to 64 for public datasets and 256 for the real-world dataset.

CORDEL-Sum: As described in Section III-D, the training parameters of CORDEL-Sum only lie in $2m$ one-layer MLPs plus a two-layer MLP, where m is the number of attributes in the dataset. The output dimension is set to 64 for the $2m$ one-layer MLPs. The dimension of the hidden layer in the two-layer MLP is set to 256.

CORDEL-Attention & CORDEL-Context_Attention: As introduced in Section III-D, we only need to specify the dimension of training parameters in the attention mechanism, *i.e.*, d , d_1 and d_2 . In particular, d depends on the dimension of word embeddings so that is 300 as indicated above. In the attention mechanism with a trainable query vector q , we d_1 to 4, a

TABLE I

STATISTICS OF PUBLIC BENCHMARK DATASETS PROVIDED BY [2] AND OUR REAL-WORLD MUSIC DATASET. THE RIGHTMOST THREE COLUMNS, *i.e.* #PAIRS, #MATCHES, #ATTRS, CORRESPOND TO THE NUMBER OF RECORD PAIRS, MATCHES, ATTRIBUTES IN THE DATASET, RESPECTIVELY.

Type	Dataset	Domain	#Pairs	#Matches	#Attrs
Structured	BeerAdvo-RateBeer	beer	450	68	4
	iTunes-Amazon ₁	music	539	132	8
	Fodors-Zagats	restaurant	946	110	6
	DBLP-ACM ₁	citation	12,363	2,220	4
	DBLP-Scholar ₁	citation	28,707	5,347	4
	Amazon-Google	software	11,460	1,167	3
	Walmart-Amazon ₁	electronics	10,242	962	5
Textual	Abt-Buy	product	9,575	1,028	3
Dirty	iTunes-Amazon ₂	music	539	132	8
	DBLP-ACM ₂	citation	12,363	2,220	4
	DBLP-Scholar ₂	citation	28,707	5,347	4
	Walmart-Amazon ₂	electronics	10,242	962	5
Real-World	Amazon-Wikipedia	music	~0.4M	~0.2M	10

small number to prevent over-fitting. In the context-attention and self-attention modules, d_1 is set to 64. In all cases, d_2 is set to 64.

B. Datasets

Experiments are performed on public benchmark datasets and a real-world dataset. Various evaluation metrics are used.

Public Benchmark Datasets: We conduct experiments on the public datasets provided by [2]. These public datasets cover a wide range of EL tasks in different domains. In particular, they represent three types of EL tasks.

- **Structured EL:** In a structured EL dataset, the records in a pair have relatively clean and aligned attribute values. In addition, the number of tokens in an attribute value is usually limited.
- **Textual EL:** As indicated by the name, a textual EL dataset has long textual data as attribute values.
- **Dirty EL:** A dirty EL dataset differs from a structured EL dataset in the aspect that the attribute values may be mistakenly disposed. The value of one attribute could appear as part of the value of another attribute.

In total, there are 7 structured, 1 textual, and 4 dirty EL datasets. The statistics of these datasets are provided in Table I. Following [2], we divide each dataset into training, validation, and evaluation splits with the ratio of 3:1:1.

In the experiments on these public datasets, we follow [2] to employ the F_1 score as the evaluation metric, which allows the direct comparison between our proposed CORDEL and baselines. Note that, according to Eqn. (7), the output of CORDEL is a matching score $y \in [0, 1]$. A threshold has to be set to transform the matching score into a binary classification result. As with [2], we set the threshold to 0.5 to compute F_1 .

It is easy and beneficial for research purpose to classify current public benchmark datasets for EL tasks [2] according to such categorization. However, real-world EL datasets may be a mixture of the three types. Therefore, a general approach

TABLE II

COMPARISONS BETWEEN CORDEL AND BASELINES ON STRUCTURED EL DATASETS FROM [2] IN TERMS OF THE F_1 SCORE. ‘‘C_ATTENTION’’ IS SHORT FOR ‘‘CONTEXT_ATTENTION’’. THE BEST PERFORMANCE IS HIGHLIGHTED WITH BOLDFACE. IF CORDEL ACHIEVES THE BEST PERFORMANCE, WE MARK THE BEST RESULTS OBTAINED BY BASELINES WITH UNDERLINES, AND VICE VERSA. IN PARTICULAR, WHEN CORDEL SETS THE NEW STATE-OF-THE-ART RECORD, THE RELATIVE IMPROVEMENT RATE AGAINST THE PREVIOUS BEST PERFORMANCE IS COMPUTED.

Dataset	Magellan [17]	DEEPMATCHER [2]				CORDEL (Ours)		
		SIF	RNN	Attention	Hybrid	Sum	Attention	C_Attention
BeerAdvo-RateBeer	78.8	58.1	72.2	64.0	72.7	88.9 $\uparrow_{12.8\%}$	85.7	86.7
iTunes-Amazon ₁	<u>91.2</u>	81.4	88.5	80.8	88.0	100.0 $\uparrow_{9.6\%}$	96.3	94.5
Fodors-Zagats	<u>100.0</u>	<u>100.0</u>	<u>100.0</u>	82.1	<u>100.0</u>	100.0 $\uparrow_{0.0\%}$	100.0	100.0
DBLP-ACM ₁	<u>98.4</u>	97.5	98.3	<u>98.4</u>	<u>98.4</u>	99.2 $\uparrow_{0.8\%}$	98.9	98.8
DBLP-Scholar ₁	92.3	90.9	93.0	93.3	94.7	<u>94.0</u>	93.4	93.5
Amazon-Google	49.1	60.6	59.9	61.1	<u>69.3</u>	70.2 $\uparrow_{1.3\%}$	68.8	68.1
Walmart-Amazon ₁	<u>71.9</u>	65.1	67.6	50.0	66.9	68.7	72.7 $\uparrow_{1.1\%}$	70.9
Average F_1	83.1	79.1	82.8	75.7	<u>84.3</u>	88.7 $\uparrow_{5.2\%}$	88.0	87.5

TABLE III

COMPARISONS BETWEEN CORDEL AND BASELINES ON TEXTUAL EL DATASETS FROM [2] IN TERMS OF THE F_1 SCORE.

Dataset	Magellan [17]	DEEPMATCHER [2]				CORDEL (Ours)		
		SIF	RNN	Attention	Hybrid	Sum	Attention	C_Attention
Abt-Buy	43.6	35.1	39.4	56.8	<u>62.8</u>	58.2	64.9 $\uparrow_{3.3\%}$	61.3

TABLE IV

COMPARISONS BETWEEN CORDEL AND BASELINES ON DIRTY EL DATASETS FROM [2] IN TERMS OF THE F_1 SCORE.

Dataset	Magellan [17]	DEEPMATCHER [2]				CORDEL (Ours)		
		SIF	RNN	Attention	Hybrid	Sum	Attention	C_Attention
iTunes-Amazon ₂	46.8	66.7	79.4	63.6	74.5	82.1	78.0	82.4 $\uparrow_{3.8\%}$
DBLP-ACM ₂	91.9	93.7	97.5	97.4	98.1	<u>97.0</u>	96.3	96.8
DBLP-Scholar ₂	82.5	87.0	93.0	92.7	93.8	<u>91.9</u>	89.0	89.9
Walmart-Amazon ₂	37.4	43.2	39.6	53.8	46.0	48.3	50.1	<u>51.2</u>
Average F_1	64.7	77.4	76.9	75.7	<u>78.1</u>	79.8	78.4	80.1 $\uparrow_{2.6\%}$

for EL that is able to achieve good performance consistently on any type of EL task is highly desired in practice.

Real-world Dataset: We collect a real-world EL dataset in the music domain. Specifically, music records are crawled and sampled from Amazon and Wikipedia [53]. That is, in a record pair t_1 and t_2 from this dataset, t_1 is from Amazon and t_2 is from Wikipedia. We have 10 attributes describing basic information about the music track records. In order to obtain the training dataset, we sample 0.4 million record pairs involving 822,276 distinct entities and employ a noisy strong key to label them. Meanwhile, the testing dataset contains record pairs that are manually labelled by human annotators, ensuring that the evaluation is accurate.

We adopt more comprehensive and practical evaluation metrics for experiments on this real-world dataset: Area Under the Precision-Recall Curve (PRAUC) and Recall when Precision=95% (R@P=95%). The F_1 score evaluates the model when a chosen threshold. In contrast, PRAUC summarizes the model performance with all thresholds. In addition, as most EL datasets are imbalanced, PRAUC is known to be more suitable for evaluating binary classifiers on imbalanced datasets [54]. R@P=95% is a practical evaluation metric for

EL. Data integration typically has the requirement for high precision. That is because a low-precision approach for EL would result in wrongly merges records, causing unrecoverable data loss.

C. Results on Public Datasets

We compare CORDEL with baselines on three types of public EL datasets separately. The results of baselines are provided by [2].

Structured EL: Results on the 7 structured EL datasets are reported in Table II. All versions of CORDEL improve the performance by a large margin in terms of the average F_1 score. Notably, CORDEL-Sum achieves the state-of-the-art performance on 5 out of 7 datasets. On DBLP-Scholar₁, CORDEL-Sum is the second best model while the best model DEEPMATCHER-Hybrid has 32x more parameters, as shown in Section IV-D1. On Walmart-Amazon₁, CORDEL-Sum outperforms all versions of the DL baseline. In addition, CORDEL-Attention achieves the best result on Walmart-Amazon₁, being the only DL model that beats the non-DL baseline.

CORDEL-Sum yields a 5.2% improvement over the previous state-of-the-art model in terms of the average F_1 scores.

	t1	t2
Title	canon cli-226 black ink tank	canon cli-226 cyan ink tank 4547b001
Category	printers	inkjet printer ink
Brand	canon	canon
Model Number	4546b001	4547b001
Price	13.97	11.99

	t1	t2
Beer Name	Green Lakes Organic Ale	Deschutes Green Lakes Non-Organic Ale
Brew Factory Name	Deschutes Brewery	Deschutes Brewery
Style	American Amber / Red Ale	Amber Ale
ABV	5.20%	6.40%

Fig. 3. Case studies on public benchmark datasets. The top example is from Walmart-Amazon₁, the bottom example is from BeerAdvo-RateBeer. Both of them are non-matches, with subtle but critical differences. CORDEL makes the correct prediction in both cases, while DEEPMATCHER fails.

While existing DL models can only achieve competitive performance with non-DL models, CORDEL is the first DL approach that demonstrates the advantages of DL on structured EL tasks.

Textual EL: Table III shows the results on the textual EL dataset Abt-Buy. It is a valid concern that the local string comparison step Θ breaks the long textual attribute values, such as sentences and paragraphs, which might harm the performance of CORDEL on textual EL tasks. However, experimental results indicate that our proposed CORDEL remains powerful. Moreover, CORDEL-Attention sets the new state-of-the-art record, increasing the best F_1 score by 3.3%.

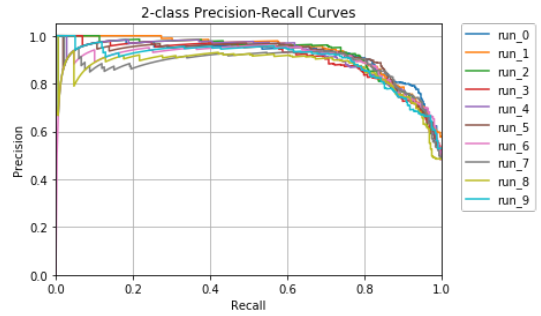
Dirty EL: Table IV provides the results on the 4 dirty EL datasets. The advantage of using DL models for dirty EL tasks is inherited by CORDEL. While only obtaining the best results on 1 out of 4 datasets by CORDEL-Context_Attention, CORDEL achieves the best average F_1 score. Particularly, CORDEL-Context_Attention improves the best average F_1 score by 2.6%. It indicates that CORDEL is more robust to different datasets.

To conclude, CORDEL is the first DL approach that yields consistently and significantly improved performance on various datasets for different types of EL tasks, serving as a general DL approach for EL.

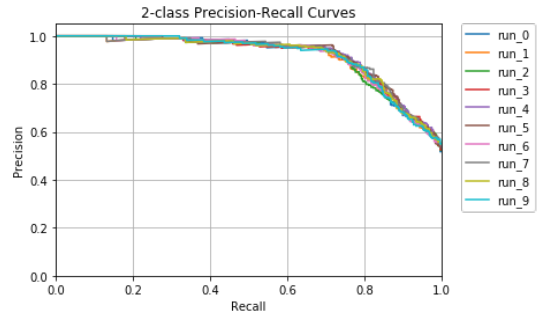
1) *Case Studies:* We perform case studies to show why CORDEL achieves better performance. Specifically, we examine examples in the testing dataset, where CORDEL makes the correct prediction but DEEPMATCHER fails. Figure 3 provides two representative examples from Walmart-Amazon₁ and BeerAdvo-RateBeer, respectively. Both of them are non-matches, with subtle but critical differences. However, DEEPMATCHER identifies them as matches, indicating its inability to capture those subtle but critical differences between input records. On the contrary, as discussed in Section III-E, CORDEL has an outstanding ability to handle such cases.

D. Results on the Real-world Dataset

To further demonstrate the advantages of CORDEL over the DL baseline, we perform experiments on a real-world EL dataset, which casts more challenges compared to the public



(a) Twin-Network (DEEPMATCHER-Hybrid)



(b) CORDEL-Sum

Fig. 4. The precision-recall curves for DEEPMATCHER-Hybrid and CORDEL-Sum, with 10 independent runs for each of them. CORDEL-Sum is more stable with better performance especially for the high precision band.

benchmark datasets. It is hard to classify a real-world dataset into one of the three types of EL task, since it is usually a mixture of them. In addition, a practical DL approach for EL needs to be stable, *i.e.*, different training runs should lead to similar inference performance. This stability is crucial to make DL models reliable.

In order to evaluate the stability, we repeat each experiment for 10 times independently and report the mean and standard deviation over 10 runs. For the baseline DEEPMATCHER, we choose two versions, the simplest DEEPMATCHER-SIF and the most powerful DEEPMATCHER-Hybrid.

The comparisons between CORDEL and DEEPMATCHER are summarized in Table V. CORDEL has better and more stable performance in terms of both PRAUC and $R@P=95\%$. Formally, we conduct an unequal variance t -test on the PRAUC results between CORDEL-Attention and DEEPMATCHER-Hybrid. The p -value is 0.0069, indicating the improvement is statistically significant.

In order to show the superiority of CORDEL more directly, Figure 4 plots the precision-recall curves for DEEPMATCHER-Hybrid and CORDEL-Sum, with 10 independent runs for each of them. The instability of DEEPMATCHER can be easily observed. In addition, it is worth noting that, particularly, CORDEL has a much better and stable performance in the high-precision area.

1) *Efficiency Analysis:* Another practical challenge in applying DL models on real-world EL tasks is the concern of efficiency. In particular, DL models tend to have a considerably

TABLE V

COMPARISONS BETWEEN CORDEL AND BASELINES ON A REAL-WORLD DATASET IN TERMS OF AREA UNDER THE PRECISION-RECALL CURVE (PRAUC), RECALL WHEN PRECISION=95% (R@P=95%), AND THE NUMBER OF TRAINING PARAMETERS IN TOTAL (#PARAMS). THE RELATIVE IMPROVEMENT RATES AGAINST THE PREVIOUS BEST MODEL, DEEPMATCHER-HYBRID, ARE COMPUTED.

Model	PRAUC	R@P=95%	#Params
DEEPMATCHER-SIF	88.1 \pm 2.9	43.5 \pm 17.0	728,802
DEEPMATCHER-Hybrid	90.5 \pm 1.9	52.7 \pm 25.1	22,151,812
CORDEL-Sum	91.6 \pm 0.3	68.2 \pm 2.4 \uparrow 29.4%	713,730
CORDEL-Attention	92.7 \pm 0.3 \uparrow 2.4%	67.8 \pm 1.3	522,850 \downarrow 97.6%

large amount of training parameters, requiring large computational resources to train and deploy.

We compare the number of training parameters between CORDEL and DEEPMATCHER in the last column of Table V. We can see that even the simplest DEEPMATCHER-SIF has more parameters than CORDEL, while CORDEL yields much better performance as shown in the experiments above. In addition, the existing state-of-the-art DL approach, DEEPMATCHER-Hybrid, has millions of training parameters, preventing it from being applied on large-scale datasets. On the contrary, CORDEL is a light-weight and efficient DL approach.

V. CONCLUSIONS

In this work, we propose a novel contrastive DL approach for EL, called CORDEL. We point out the limitations of current twin-network DL models and motivate our work. We perform extensive experiments on both public benchmark datasets and a large real-world dataset for rigorous evaluations. The experimental results show the effectiveness of CORDEL with significant and consistent improvements in performance. Moreover, CORDEL is more efficient as a light-weight DL approach, and more reliable with stable performance.

ACKNOWLEDGMENT

The authors would like to thank Christos Faloutsos, Andrew Borthwick, Yifan Ethan Xu, and Jialong Zhang for valuable suggestions.

REFERENCES

- [1] C. Gokhale, S. Das, A. Doan, J. F. Naughton, N. Rampalli, J. Shavlik, and X. Zhu, "Corleone: hands-off crowdsourcing for entity matching," in *Proceedings of the 2014 ACM International Conference on Management of Data*, 2014, pp. 601–612.
- [2] S. Mudgal, H. Li, T. Rekatsinas, A. Doan, Y. Park, G. Krishnan, R. Deep, E. Arcaute, and V. Raghavendra, "Deep learning for entity matching: A design space exploration," in *Proceedings of the 2018 ACM International Conference on Management of Data*, 2018, pp. 19–34.
- [3] W. E. Winkler, "Data quality in data warehouses," in *Encyclopedia of Data Warehousing and Mining, Second Edition*. IGI Global, 2009, pp. 550–555.
- [4] H. L. Dunn, "Record linkage," *American Journal of Public Health and the Nations Health*, vol. 36, no. 12, pp. 1412–1416, 1946.
- [5] I. P. Fellegi and A. B. Sunter, "A theory for record linkage," *Journal of the American Statistical Association*, vol. 64, no. 328, pp. 1183–1210, 1969.
- [6] A. K. Elmagarmid, P. G. Ipeirotis, and V. S. Verykios, "Duplicate record detection: A survey," *IEEE Transactions on Knowledge and Data Engineering*, vol. 19, no. 1, pp. 1–16, 2006.
- [7] F. Naumann and M. Herschel, "An introduction to duplicate detection," *Synthesis Lectures on Data Management*, vol. 2, no. 1, pp. 1–87, 2010.
- [8] P. Christen, *Data matching: concepts and techniques for record linkage, entity resolution, and duplicate detection*. Springer Science & Business Media, 2012.
- [9] L. Getoor and A. Machanavajjhala, "Entity resolution: theory, practice & open challenges," *Proceedings of the VLDB Endowment*, vol. 5, no. 12, pp. 2018–2019, 2012.
- [10] Z. Sehili, L. Kolb, C. Borgs, R. Schnell, and E. Rahm, "Privacy preserving record linkage with pjoin," *Datenbanksysteme für Business, Technologie und Web (BTW 2015)*, 2015.
- [11] M. Ebraheem, S. Thirumuruganathan, S. Joty, M. Ouzzani, and N. Tang, "Distributed representations of tuples for entity resolution," *Proceedings of the VLDB Endowment*, vol. 11, no. 11, pp. 1454–1467, 2018.
- [12] R. Trivedi, B. Sisman, X. L. Dong, C. Faloutsos, J. Ma, and H. Zha, "Linkbed: Multi-graph representation learning with entity linkage," in *Proceedings of the 56th Annual Meeting of the Association for Computational Linguistics (Volume 1: Long Papers)*, 2018, pp. 252–262.
- [13] W. W. Cohen and J. Richman, "Learning to match and cluster large high-dimensional data sets for data integration," in *Proceedings of the 8th ACM SIGKDD International Conference on Knowledge Discovery & Data Mining*, 2002, pp. 475–480.
- [14] S. Sarawagi and A. Bhamidipaty, "Interactive deduplication using active learning," in *Proceedings of the 8th ACM SIGKDD International Conference on Knowledge Discovery & Data Mining*, 2002, pp. 269–278.
- [15] M. Bilenko and R. J. Mooney, "Adaptive duplicate detection using learnable string similarity measures," in *Proceedings of the 9th ACM SIGKDD International Conference on Knowledge Discovery & Data Mining*, 2003, pp. 39–48.
- [16] P. Singla and P. Domingos, "Entity resolution with markov logic," in *Proceedings of the 6th International Conference on Data Mining*. IEEE, 2006, pp. 572–582.
- [17] P. Konda, S. Das, P. Suganthan GC, A. Doan, A. Ardalani, J. R. Ballard, H. Li, F. Panahi, H. Zhang, J. Naughton *et al.*, "Magellan: Toward building entity matching management systems," *Proceedings of the VLDB Endowment*, vol. 9, no. 12, pp. 1197–1208, 2016.
- [18] J. Wang, G. Li, J. X. Yu, and J. Feng, "Entity matching: How similar is similar," *Proceedings of the VLDB Endowment*, vol. 4, no. 10, pp. 622–633, 2011.
- [19] W. Fan, X. Jia, J. Li, and S. Ma, "Reasoning about record matching rules," *Proceedings of the VLDB Endowment*, vol. 2, no. 1, pp. 407–418, 2009.
- [20] R. Singh, V. V. Meduri, A. Elmagarmid, S. Madden, P. Papotti, J.-A. Quiané-Ruiz, A. Solar-Lezama, and N. Tang, "Synthesizing entity matching rules by examples," *Proceedings of the VLDB Endowment*, vol. 11, no. 2, pp. 189–202, 2017.
- [21] R. Singh, V. Meduri, A. Elmagarmid, S. Madden, P. Papotti, J.-A. Quiané-Ruiz, A. Solar-Lezama, and N. Tang, "Generating concise entity matching rules," in *Proceedings of the 2017 ACM International Conference on Management of Data*, 2017, pp. 1635–1638.
- [22] J. Wang, T. Kraska, M. J. Franklin, and J. Feng, "Crowder: crowdsourcing entity resolution," *Proceedings of the VLDB Endowment*, vol. 5, no. 11, pp. 1483–1494, 2012.
- [23] M. Stonebraker, D. Bruckner, I. F. Ilyas, G. Beskales, M. Cherniack, S. B. Zdonik, A. Pagan, and S. Xu, "Data curation at scale: The data tamer system," in *Cidr*, 2013.
- [24] N. Vesdapunt, K. Bellare, and N. Dalvi, "Crowdsourcing algorithms for entity resolution," *Proceedings of the VLDB Endowment*, vol. 7, no. 12, pp. 1071–1082, 2014.

- [25] C. M. Bishop, *Pattern recognition and machine learning*. Springer, 2006.
- [26] Y. LeCun, Y. Bengio, and G. Hinton, "Deep learning," *nature*, vol. 521, no. 7553, pp. 436–444, 2015.
- [27] W. Wang, M. Zhang, G. Chen, H. Jagadish, B. C. Ooi, and K.-L. Tan, "Database meets deep learning: Challenges and opportunities," *ACM SIGMOD Record*, vol. 45, no. 2, pp. 17–22, 2016.
- [28] T. Mikolov, I. Sutskever, K. Chen, G. S. Corrado, and J. Dean, "Distributed representations of words and phrases and their compositionality," in *Advances in Neural Information Processing Systems*, 2013, pp. 3111–3119.
- [29] J. Pennington, R. Socher, and C. D. Manning, "Glove: Global vectors for word representation," in *Proceedings of the 2014 Conference on Empirical Methods in Natural Language Processing (EMNLP)*, 2014, pp. 1532–1543.
- [30] P. Bojanowski, E. Grave, A. Joulin, and T. Mikolov, "Enriching word vectors with subword information," *Transactions of the Association for Computational Linguistics*, vol. 5, pp. 135–146, 2017.
- [31] A. Joulin, E. Grave, P. Bojanowski, and T. Mikolov, "Bag of tricks for efficient text classification," in *Proceedings of the 15th Conference of the European Chapter of the Association for Computational Linguistics (Volume 2: Short Papers)*, 2017, pp. 427–431.
- [32] S. J. Hamilton and A. Hauptmann, "Deep d-bar: Real-time electrical impedance tomography imaging with deep neural networks," *IEEE Transactions on Medical Imaging*, vol. 37, no. 10, pp. 2367–2377, 2018.
- [33] H. NT and T. Maehara, "Revisiting graph neural networks: All we have is low-pass filters," *arXiv preprint arXiv:1905.09550*, 2019.
- [34] P.-S. Huang, X. He, J. Gao, L. Deng, A. Acero, and L. Heck, "Learning deep structured semantic models for web search using clickthrough data," in *Proceedings of the 22nd ACM International Conference on Information and Knowledge Management*, 2013, pp. 2333–2338.
- [35] J. Gao, P. Pantel, M. Gamon, X. He, and L. Deng, "Modeling interestingness with deep neural networks," in *Proceedings of the 2014 Conference on Empirical Methods in Natural Language Processing (EMNLP)*, 2014, pp. 2–13.
- [36] Y. Shen, X. He, J. Gao, L. Deng, and G. Mesnil, "Learning semantic representations using convolutional neural networks for web search," in *Proceedings of the 23rd International Conference on World Wide Web*, 2014, pp. 373–374.
- [37] B. Hu, Z. Lu, H. Li, and Q. Chen, "Convolutional neural network architectures for matching natural language sentences," in *Advances in Neural Information Processing Systems*, 2014, pp. 2042–2050.
- [38] J. Guo, Y. Fan, Q. Ai, and W. B. Croft, "A deep relevance matching model for ad-hoc retrieval," in *Proceedings of the 25th ACM International Conference on Information and Knowledge Management*, 2016, pp. 55–64.
- [39] L. Pang, Y. Lan, J. Guo, J. Xu, S. Wan, and X. Cheng, "Text matching as image recognition," in *Proceedings of the 30th AAAI Conference on Artificial Intelligence*. Association for the Advancement of Artificial Intelligence (AAAI), 2016.
- [40] Z. Lu and H. Li, "A deep architecture for matching short texts," in *Advances in Neural Information Processing Systems*, 2013, pp. 1367–1375.
- [41] H. Nie, X. Han, B. He, L. Sun, B. Chen, W. Zhang, S. Wu, and H. Kong, "Deep sequence-to-sequence entity matching for heterogeneous entity resolution," in *Proceedings of the 28th ACM International Conference on Information and Knowledge Management*, 2019, pp. 629–638.
- [42] C. Zhao and Y. He, "Auto-em: End-to-end fuzzy entity-matching using pre-trained deep models and transfer learning," in *The World Wide Web Conference*, 2019, pp. 2413–2424.
- [43] Y. LeCun, L. Bottou, Y. Bengio, and P. Haffner, "Gradient-based learning applied to document recognition," *Proceedings of the IEEE*, vol. 86, no. 11, pp. 2278–2324, 1998.
- [44] K. Xu, W. Hu, J. Leskovec, and S. Jegelka, "How powerful are graph neural networks?" in *Proceedings of the International Conference on Learning Representations*, 2019.
- [45] Z. Yang, D. Yang, C. Dyer, X. He, A. Smola, and E. Hovy, "Hierarchical attention networks for document classification," in *Proceedings of the 2019 Conference of the North American Chapter of the Association for Computational Linguistics: Human Language Technologies*, 2016, pp. 1480–1489.
- [46] A. Vaswani, N. Shazeer, N. Parmar, J. Uszkoreit, L. Jones, A. N. Gomez, E. Kaiser, and I. Polosukhin, "Attention is all you need," in *Advances in Neural Information Processing Systems*, 2017, pp. 5998–6008.
- [47] X. Wang, R. Girshick, A. Gupta, and K. He, "Non-local neural networks," in *Proceedings of the IEEE Conference on Computer Vision and Pattern Recognition*, 2018, pp. 7794–7803.
- [48] J. Devlin, M.-W. Chang, K. Lee, and K. Toutanova, "Bert: Pre-training of deep bidirectional transformers for language understanding," in *Proceedings of the 2019 Conference of the North American Chapter of the Association for Computational Linguistics: Human Language Technologies, Volume 1 (Long and Short Papers)*, 2019, pp. 4171–4186.
- [49] Z. Wang, N. Zou, D. Shen, and S. Ji, "Non-local U-Nets for biomedical image segmentation," in *Proceedings of the 34th AAAI Conference on Artificial Intelligence*. Association for the Advancement of Artificial Intelligence (AAAI), 2020.
- [50] Z. Wang, X. Hu, and S. Ji, "icapsnets: Towards interpretable capsule networks for text classification," *arXiv preprint arXiv:2006.00075*, 2020.
- [51] Y. Liu, H. Yuan, Z. Wang, and S. Ji, "Global pixel transformers for virtual staining of microscopy images," *IEEE Transactions on Medical Imaging*, vol. 39, no. 6, pp. 2256–2266, 2020.
- [52] D. P. Kingma and J. Ba, "Adam: A method for stochastic optimization," in *Proceedings of the International Conference on Learning Representations*, 2015.
- [53] Q. Zhu, H. Wei, B. Sisman, D. Zheng, C. Faloutsos, X. L. Dong, and J. Han, "Collective multi-type entity alignment between knowledge graphs," in *The World Wide Web Conference*. Association for Computing Machinery, 2020.
- [54] T. Saito and M. Rehmsmeier, "The precision-recall plot is more informative than the roc plot when evaluating binary classifiers on imbalanced datasets," *PloS one*, vol. 10, no. 3, 2015.