

# Hierarchical Coarse-grained Approach to the Duration-dependent Spreading Dynamics on Complex Networks

Jin-Fu Chen,<sup>1,2</sup> Yi-Mu Du,<sup>2</sup> Hui Dong,<sup>2,\*</sup> and Chang-Pu Sun<sup>1,2,†</sup>

<sup>1</sup>Beijing Computational Science Research Center, Beijing 100193, China

<sup>2</sup>Graduate School of China Academy of Engineering Physics, Beijing, 100193, China

(Dated: April 14, 2021)

Various coarse-grained models have been proposed to study the spreading dynamics on complex networks. A microscopic theory is needed to connect the spreading dynamics with individual behaviors. In this letter, we unify the description of different spreading dynamics by decomposing the microscopic dynamics into two basic processes, the aging process and the contact process. A hierarchical duration coarse-grained (DCG) approach is proposed to study the duration-dependent processes. Applied to the epidemic spreading, such formalism is feasible to reproduce different epidemic models, e.g., the SIS and the SIR models, and to associate the macroscopic spreading parameters with the microscopic mechanism. The DCG approach enables us to study the steady state of the duration-dependent SIS model. The current hierarchical formalism can also be used to describe the spreading of information and public opinions, or to model a reliability theory on networks.

*Introduction.*—The epidemics [1–6], rumors or information [7–11], and public opinions [12–15], etc., usually spread on complex networks with predefined structures. The spreading dynamics is strongly affected by the characteristic of the structural networks [16, 17]. The utilization of the susceptible-infected-susceptible (SIS) and the susceptible-infected-recovered (SIR) models initiated the study of the epidemic spreading on networks [2, 4]. The network structure, known as the degree distribution, affects the epidemic threshold [17–29], which is an index to determine the epidemic phase transition whether the disease spreads over society. The spreading dynamics is also affected by the microscopic mechanism, namely, the rules of the state change and the transition rates of the basic processes. Currently, a unified spreading model combining both the network structure and microscopic mechanism remains missing. In this Letter, we propose a unified formalism to describe the spreading dynamics on the network with general microscopic mechanism.

For the Markovian spreading models with constant transition rates, serial mean-field theories have been proposed to describe the spreading dynamics with neglecting the correlation between nodes [30–32]. For instance, the epidemic threshold of the standard SIS on networks was obtained via the heterogeneous-mean-field approach with the degree distribution [2–4, 17], and was later refined via the quenched-mean-field approach by considering the details of the network topology [18–22]. For a real-world epidemic, the transmissibility varies in different disease stages [33–44]. Namely, the infection rate relies on the infection duration. Such non-Markovian property was proposed to dramatically affect the spreading dynamics and alter the epidemic threshold [38–43]. Here we extend the mean-field theories to the duration-dependent spreading models by introducing the probability density function (PDF) of the duration with the varied transition rates adopted from the reliability theory [45–47]. In our

formalism, the spreading dynamics are decomposed into two basic processes, the aging process describing the self-evolution of one node (single-body process), and the contact process describing the state change of two connected nodes (two-body process). The two processes are modeled here as a continuous-time stochastic process among a set of discrete states.

Inspired by the coarse-grained approaches of the complex networks [48–51], the duration-dependent spreading models are presented in three hierarchies, the microscopic, the mesoscopic, and the macroscopic models. In the microscopic model, we derive the basic equations of the PDF of each node with neglecting the correlation between nodes. In the microscopic model, a duration coarse-grained (DCG) approach is proposed to obtain the coarse-grained PDF of the ensemble with the same degree, and gives a refined spreading rate for the duration-dependent SIS model. The microscopic and the mesoscopic models extend the quenched and the heterogeneous mean-field approaches to the duration-dependent spreading models, respectively. The macroscopic model describes the spreading dynamics by assuming the identical PDF of all nodes, and recovers to the compartmental epidemic model [52–54]. The macroscopic model is quantitatively applicable for a homogeneous network with a narrow degree distribution, but gives qualitative prediction about the spreading dynamics.

*Two basic processes.*—We consider an undirected network with  $N_T$  nodes represented by an adjacency matrix  $A_{lm}$ . The node state is picked from the state set  $i \in \{0, 1, 2, \dots\}$ . The state evolution is governed by two basic processes, the aging process and the contact process, as shown in Fig. 1(a) and (b), respectively.

The aging process describes the state change  $i \xrightarrow{\alpha_{i',i}} i'$  of one single node. The transition rate  $\alpha_{i',i}(\tau_i)$  generally relates to its duration  $\tau_i$  on the state  $i$  [46]. The maximum entropy principle can be used to estimate the most

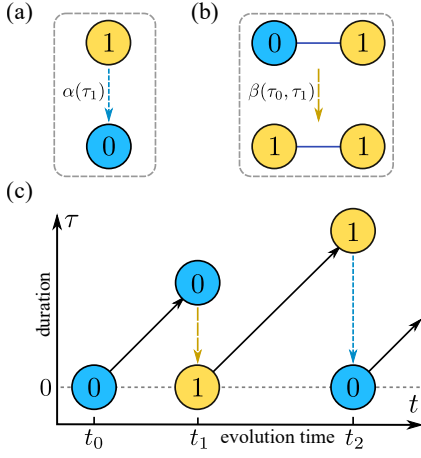


Figure 1. (Color online) Diagrams of the two basic processes. (a) The aging process  $1 \xrightarrow{\alpha(\tau_1)} 0$  describes the recovery of an infected node. (b) The contact process  $0 + 1 \xrightarrow{\beta(\tau_0, \tau_1)} 1 + 1$  describes the infection of a susceptible node raised by an linked node. (c) The evolution of one node, where  $\tau$  and  $t$  are the duration on one state and the evolution time, respectively.

probable transition rate [54, 55], when limited information, e.g., the mean infection time, is known about the process.

The contact process describes the correlated state change  $i + j \xrightarrow{\beta_{i'j',ij}} i' + j'$  of two linked nodes. The transition rate  $\beta_{i'j',ij}(\tau_i, \tau_j)$  relates to the duration  $\tau_i$  and  $\tau_j$  of the two nodes in the states  $i$  and  $j$ . Different patterns exist for the contact process, e.g., the exchange process  $i + j \xrightarrow{\beta_{ji,ij}} j + i$  and the infection process  $i + j \xrightarrow{\beta_{jj,ij}} j + j$ .

A majority of spreading models can be constructed with the two basic processes above. For example, two states 0 and 1 are the susceptible and the infected states in the SIS model. The basic processes are an aging process  $1 \xrightarrow{\alpha(\tau_1)} 0$  with the recovery rate  $\alpha(\tau_1)$ , and a contact process  $0 + 1 \xrightarrow{\beta(\tau_0, \tau_1)} 1 + 1$  with the infection rate  $\beta(\tau_0, \tau_1)$ . The duration-dependent infection rate  $\beta(\tau_0, \tau_1)$  reflects the change of both the vulnerability of the susceptible state and the transmissibility of the infected state with their duration. The typical evolution of one node is shown in Fig. 1(c). At the initial time  $t = t_0$ , the node stays in the state 0 with zero duration  $\tau = 0$ . Its state changes accompanied with resetting the duration at time  $t_1$  and  $t_2$  due to the contact and the aging processes. In the typical model of rumor spreading [8, 9], three states 0, 1 and 2 are the ignorant, spreading, and stifling states, the change of which is governed by three basic processes  $0 + 1 \xrightarrow{\beta_1(\tau_0, \tau_1)} 1 + 1$ ,  $1 + 1 \xrightarrow{\beta_2(\tau_1, \tau_1)} 2 + 1$ , and  $1 + 2 \xrightarrow{\beta_3(\tau_1, \tau_2)} 2 + 2$ . The transition rates generally depend on the duration, but such duration-dependent effects have seldom been considered in the current studies.

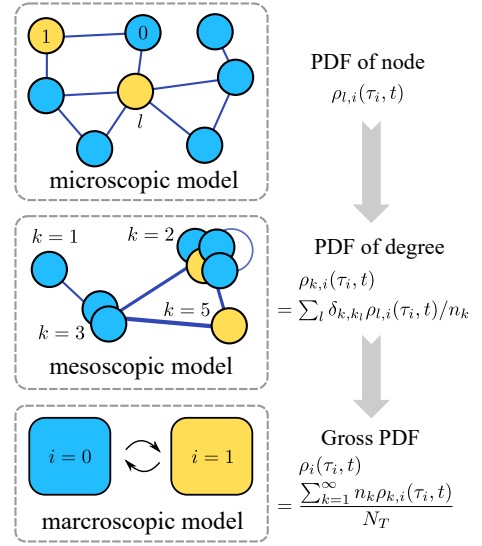


Figure 2. (Color online) Hierarchy of the microscopic, the mesoscopic, and the macroscopic models of the spreading dynamics. The information of the duration distribution is recorded by the probability density function  $\rho_{l,i}(\tau_i, t)$ ,  $\rho_{k,i}(\tau_i, t)$  and  $\rho_i(\tau_i, t)$  at different coarse-grained levels.

*Duration-dependent spreading models.*—The conventional spreading models [2, 17] with only recording the node states are not enough to describe the spreading dynamics with the duration-dependent transition rates. In Fig. 2(a), we introduce the probability density function (PDF)  $\rho_{l,i}(\tau_i, t)$  of the duration for the node  $l$  in the state  $i$  follows as  $P_{l,i}(t) = \int_0^\infty \rho_{l,i}(\tau_i, t) d\tau_i$ . By neglecting the correlation between nodes, the state of the network is described by the PDF  $\rho_{l,i}(\tau_i, t)$ . The equation of the PDF reads (see the derivation in supplementary materials [56])

$$\frac{\partial \rho_{l,i}(\tau_i, t)}{\partial \tau_i} + \frac{\partial \rho_{l,i}(\tau_i, t)}{\partial t} = -\Gamma_{l,i}(\tau_i, t) \rho_{l,i}(\tau_i, t). \quad (1)$$

The total transformation rate for the node  $l$  of leaving the state  $i$  is  $\Gamma_{l,i}(\tau_i, t) = \sum_{i'} \gamma_{l,i'}(\tau_i, t)$ , with the transformation rate  $\gamma_{l,i'}(\tau_i, t)$  from the state  $i$  to the state  $i'$  explicitly as

$$\gamma_{l,i'} = \alpha_{i',i} + \sum_{m,j,j'} A_{lm} \int_0^\infty \beta_{i'j',ij} \rho_{m,j} d\tau_j. \quad (2)$$

The connecting condition for the PDF at the boundary  $\tau_i = 0$  is determined by the flux to the state  $i$  as  $\rho_{l,i}(0, t) = \Phi_{l,i}(t) = \sum_{i'} \phi_{l,ii'}(t)$ , where  $\phi_{l,ii'}(t) = \int_0^\infty \gamma_{l,ii'}(\tau_{i'}, t) \rho_{l,i'}(\tau_{i'}, t) d\tau_{i'}$  is the probability of the node  $l$  transforming from the state  $i'$  to the state  $i$  in unit time.

To effectively describe the spreading dynamics without considering the state of each node, we propose a

duration coarse-grained (DCG) approach to study the duration-dependent effect with the coarse-grained PDF. In the mesoscopic model, the nodes are sorted into different ensembles with the degree  $k$ , as shown in Fig 2(b). The states of the network are described by the coarse-grained PDF of the  $k$ -degree nodes as  $\rho_{k,i}(\tau_i, t) = \sum_l \delta_{k,k_l} \rho_{l,i}(\tau_i, t) / n_k$  with the population  $n_k$  of all  $k$ -degree nodes. The population of the  $k$ -degree nodes in the state  $i$  follows as  $n_{k,i}(t) = n_k \int_0^\infty \rho_{k,i}(\tau_i, t) d\tau_i$ . The PDFs of the nodes with the same degree are assumed identical  $\rho_{l,i}(\tau_i, t) = \rho_{k_l,i}(\tau_i, t)$ , and the transformation rate of a node only relies on its degree as  $\gamma_{k_l,i'}(\tau_i, t)$ . The equation of the coarse-grained PDF of the  $k$ -degree nodes is obtained from Eq. (1) as

$$\frac{\partial \rho_{k,i}(\tau_i, t)}{\partial \tau_i} + \frac{\partial \rho_{k,i}(\tau_i, t)}{\partial t} = -\Gamma_{k,i}(\tau_i, t) \rho_{k,i}(\tau_i, t). \quad (3)$$

The total transformation rate is  $\Gamma_{k,i}(\tau_i, t) = \sum_{i'} \gamma_{k,i'}(\tau_i, t)$ , and the transformation rate  $\gamma_{k,i'}(\tau_i, t)$  is simplified as

$$\gamma_{k,i'} = \alpha_{i',i} + k \sum_{j,j'} \sum_{k'=1}^{\infty} P(k'|k) \int_0^\infty \beta_{i'j',ij} \rho_{k',j} d\tau_j, \quad (4)$$

where the degree correlation  $P(k'|k)$  describes the degree distribution of a neighbor of a  $k$ -degree node, and is determined by the adjacency matrix  $A_{lm}$  as  $P(k'|k) = \sum_{l,m} \delta_{k,k_l} \delta_{k',k_m} A_{lm} / (kn_k)$  [56]. The connecting condition for the coarse-grained PDF is  $\rho_{k,i}(0, t) = \Phi_{k,i}(t) = \sum_{i'} \phi_{k,ii'}(t)$ , where  $\phi_{k,ii'}(t) = \int_0^\infty \gamma_{k,ii'}(\tau_{i'}, t) \rho_{k,i'}(\tau_{i'}, t) d\tau_{i'}$  is the flux of one  $k$ -degree node transforming from the state  $i'$  to the state  $i$ . An example with explicit equations of PDFs in the duration-dependent SIS model can be found in the supplementary materials [56] or in Ref. [40].

At the macroscopic level, a further coarse-grained procedure introduces the gross PDF  $\rho_i(\tau_i, t) = [\sum_{k=1}^{\infty} n_k \rho_{k,i}(\tau_i, t)] / N_T$  of all nodes to simplify the spreading dynamics, as shown in Fig. 2(c). The dynamics is then regarded to be homogeneous for all nodes independent of the degree. The population of the nodes in the state  $i$  follows as  $N_i(t) = N_T \int_0^\infty \rho_i(\tau_i, t) d\tau_i$ . This approximation is suitable for the homogeneous network with similar degrees for all nodes. The equation of the gross PDF is obtained from Eq. (3) as

$$\frac{\partial \rho_i(\tau_i, t)}{\partial \tau_i} + \frac{\partial \rho_i(\tau_i, t)}{\partial t} = -\Gamma_i(\tau_i, t) \rho_i(\tau_i, t). \quad (5)$$

The total transformation rate is  $\Gamma_i(\tau_i, t) = \sum_{i'} \gamma_{i'i}(\tau_i, t)$ , with the transformation rate  $\gamma_{i'i}(\tau_i, t)$  explicitly as

$$\gamma_{i'i} = \alpha_{i',i} + \langle k \rangle \sum_{j,j'} \int_0^\infty \beta_{i'j',ij} \rho_j d\tau_j. \quad (6)$$

The effect of the network structure on the spreading dynamics is reflected by the average degree  $\langle k \rangle = \sum_{k=1}^{\infty} k P(k)$ . The connecting condition for the gross PDF is  $\rho_i(0, t) = \Phi_i(t) = \sum_{i'} \phi_{ii'}(t)$  with the gross flux  $\phi_{ii'}(t) = \int_0^\infty \gamma_{ii'}(\tau_{i'}, t) \rho_{i'}(\tau_{i'}, t) d\tau_{i'}$ . Details of the coarse-grained procedures are shown in the supplementary materials [56].

Our spreading models can be widely used to describe different problems with different meanings of the states and the nodes. For example, the node states describe disease of individuals in an epidemic model [2], or performance of components in a reliability model [47]. The transformation rates and the connecting conditions are given accordingly from the specific microscopic mechanism. For the constant transition rates, our models retain the conventional models describing the spreading dynamics with the probabilities  $P_{i,i}(t)$  or the populations  $n_{k,i}(t)$  and  $N_i(t)$ . The detailed derivation is given in the supplementary materials [56].

As follows, we apply our spreading models to the epidemic spreading. In Tab. I, we list the dictionary for constructing the duration-dependent SIS and SIR models with the transformation rates, the fluxes and the connecting conditions in the mesoscopic model. The two models are uniformly described by the same partial differential equations with different coupling forms of the connecting conditions.

The macroscopic model of spreading dynamics recovers to the standard compartmental SIS model [52, 53, 57] with the constant recovery  $\alpha$  and infection rate  $\beta$ , where the susceptible and the infected populations satisfy  $\dot{N}_0(t) = \alpha N_1(t) - \beta \langle k \rangle N_0(t) N_1(t) / N_T$  and  $N_1(t) = N_T - N_0(t)$ . In Ref. [55], the effect of the duration-dependent recovery rate  $\alpha(\tau_1)$  has been studied in an extended compartmental model with the integro-differential equations. In the supplementary materials [56], we derive both the standard and the extended compartmental model from the macroscopic model.

*SIS model in a network.*—The current DCG approach is applied to solve the spreading dynamics of the duration-dependent SIS model on an uncorrelated network with the degree correlation  $P(k'|k) = k' P(k') / \langle k \rangle$  [17]. The DCG approach enables us to obtain the steady state with arbitrary duration-dependent recovery and infection rates by solving a self-consistent equation.

In the duration-dependent SIS model, the DDFs  $\rho_{k,0}(\tau_0, t)$  and  $\rho_{k,1}(\tau_1, t)$  obey Eq. (3) with the transformation rates and the connecting conditions listed in Tab. I. The epidemic spreading is typically assessed by the fraction  $r_1(t) = (\sum_{k=1}^{\infty} n_{k,1}(t)) / (\sum_{k=1}^{\infty} n_k)$  of the infected nodes. For the infection rate  $\beta(\tau_0, \tau_1)$ , the dependence on the susceptible and the infection duration describes the vulnerability of a susceptible node and the transmissibility of an infected node, respectively. For simplicity, we assume the vulnerability of the susceptible node does not rely on the susceptible duration [58].

	SIS model	SIR model
Node states	0, 1	0, 1, 2
Rules	$1 \xrightarrow{\alpha(\tau_1)} 0$ $0 + 1 \xrightarrow{\beta(\tau_0, \tau_1)} 1 + 1$	$1 \xrightarrow{\alpha(\tau_1)} 2$ $0 + 1 \xrightarrow{\beta(\tau_0, \tau_1)} 1 + 1$
Transformation rates	$\Gamma_{k,1}(\tau_1, t) = \alpha(\tau_1)$ $\Gamma_{k,0}(\tau_0, t) = k \int_0^\infty \beta(\tau_0, \tau_1) \sum_{k'=1}^\infty P(k' k) \rho_{k',1}(\tau_1, t) d\tau_1$	
Fluxes	$\Phi_{k,0}(t) = \int_0^\infty \alpha(\tau_1) \rho_{k,1}(\tau_1, t) d\tau_1$ $\Phi_{k,1}(t) = \int_0^\infty \Gamma_{k,0}(\tau_0, t) \rho_{k,0}(\tau_0, t) d\tau_0$	$\Phi_{k,2}(t) = \int_0^\infty \alpha(\tau_1) \rho_{k,1}(\tau_1, t) d\tau_1$ $\Phi_{k,1}(t) = \int_0^\infty \Gamma_{k,0}(\tau_0, t) \rho_{k,0}(\tau_0, t) d\tau_0$
Connecting conditions	$\rho_{k,0}(0, t) = \Phi_{k,0}(t)$ $\rho_{k,1}(0, t) = \Phi_{k,1}(t)$	$\rho_{k,0}(0, t) = 0$ $\rho_{k,1}(0, t) = \Phi_{k,1}(t)$ $\rho_{k,2}(0, t) = \Phi_{k,2}(t)$

Table I. The dictionary for constructing the duration-dependent SIS and SIR model.

Namely, the spreading dynamics is independent of the susceptible duration  $\tau_0$ , and the infection rate only depends on the infection duration  $\tau_1$  as  $\beta(\tau_0, \tau_1) = \beta(\tau_1)$ .

On the uncorrelated network, the transformation rate of the contact process is simplified as  $\Gamma_{k,0}(t) = k\Theta(t)$  with

$$\Theta(t) = \sum_{k=1}^{\infty} \frac{kP(k)}{\langle k \rangle} \int_0^\infty \beta(\tau_1) \rho_{k,1}(\tau_1, t) d\tau_1. \quad (7)$$

For the steady state  $\partial \rho_{k,i}(\tau_i, t) / \partial t = 0$  of Eq. (3), the DDFs of the steady state are solved as

$$\rho_{k,0}(\tau_0) = \Phi_k \exp[-k\Theta\tau_0], \quad (8)$$

and

$$\rho_{k,1}(\tau_1) = \Phi_k \exp\left[-\int_0^{\tau_1} \alpha(\tau) d\tau\right]. \quad (9)$$

where  $\Phi_k = n_k k \Theta / (1 + k\Theta\bar{\tau}_1)$  is the steady-state flux with the average infection duration  $\bar{\tau}_1 = \int_0^\infty \exp[-\int_0^{\tau_1} \alpha(\tau) d\tau] d\tau_1$ , i.e., the average time to recover from the disease. It follows from Eq. (7) that

$$\Theta = \frac{\Upsilon \Theta}{\langle k \rangle} \sum_{k=1}^{\infty} \frac{k^2 P(k)}{1 + k\Theta\bar{\tau}_1}, \quad (10)$$

which is the self-consistent equation for the quantity  $\Theta$  of the steady state. Here,  $\Upsilon$  is the refined spreading rate for the duration-dependent SIS model as

$$\Upsilon = \int_0^\infty \beta(\tau_1) \exp\left[-\int_0^{\tau_1} \alpha(\tau) d\tau\right] d\tau_1. \quad (11)$$

The steady-state fraction of the infected nodes is

$$r_1 = \sum_{k=1}^{\infty} \frac{k\Theta\bar{\tau}_1}{1 + k\Theta\bar{\tau}_1} P(k), \quad (12)$$

which is determined by the refined spreading rate  $\Upsilon$  via the quantity  $\Theta$  and the average infection duration  $\bar{\tau}_1$  [59]. The effect of network structure is explicitly reflected via the degree distribution  $P(k)$ . For the constant recovery and infection rates, the refined spreading rate  $\Upsilon$  returns to the effective spreading rate  $\Upsilon = \beta/\alpha$  used in the duration-independent SIS model [2].

The existence of the non-zero solution  $\Theta$  requires the refined spreading rate  $\Upsilon$  to exceed a critical value  $\Upsilon_c = \langle k \rangle / \langle k^2 \rangle$ , which is defined as the epidemic threshold solely determined by the network structure. When the refined spreading rate exceeds the epidemic threshold  $\Upsilon > \Upsilon_c$ , the system reaches the epidemic steady state with non-zero infected nodes. At the situation  $\Upsilon < \Upsilon_c$ , the system reaches the disease-free steady state. A necessary condition to ensure a disease-free steady state is  $\langle k \rangle \leq 1/\Upsilon$ , which implies the contacts of people need to be controlled according to the spreading ability of the epidemic.

To validate the current coarse-grained model, we simulate the duration-dependent SIS model in an uncorrelated scale-free network with the continuous-time Monte Carlo method [23, 60]. Details of the simulation are illustrated in the supplementary materials [56]. The uncorrelated scale-free network with  $N_T = 2500$  is generated via the configuration model [61]. The degree sequence  $\{k_l\}$  is generated according to the degree distribution  $P(k) = c/k^3$ , where  $k$  ranges from the minimal degree  $k_{\min} = 10$  to the maximal degree  $k_{\max} = 50$  with the normalized constant  $c = 1/(\sum_{k'=k_{\min}}^{k_{\max}} 1/k'^3)$  of the degree distribution. The minimal degree  $k_{\min}$  is chosen not so small to avoid large fluctuations of the infected neighbors for low-degree nodes, since the mean-field approach assumes the static PDF for the steady state without considering the fluctuations. The maximal degree  $k_{\max}$  fulfills the condition  $k_{\max} \leq \sqrt{N_T}$  to ensure an uncorrelated network [61]. All nodes are randomly linked respecting the assigned degrees without multiple and self-connection.

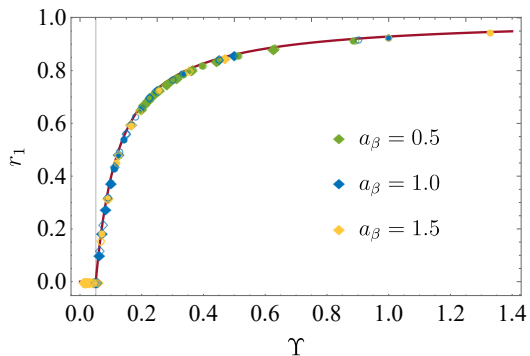


Figure 3. (Color online) The steady-state fraction  $r_1$  of the infected nodes as the function of the refined spreading rate  $\Upsilon$  in the uncorrelated scale-free network. The solid curve is obtained by the DCG approach according to Eq. (12). The markers show the continuous-time Monte Carlo simulation results with Weibull recovery and infection time, where the parameters are set as  $a_\alpha = 1.0$  (filled), 1.5 (empty),  $b_\alpha = 0.5$  (diamond), 1.0 (circle),  $a_\beta = 0.5, 1.0, 1.5$  (in different colors), and  $b_\beta$  ranging from 1.0 to 10.0 with the interval 1.0. The gray vertical line shows the epidemic threshold  $\Upsilon_c = 0.051$  for the current finite-size scale-free network.

We carry out the simulation with the Weibull distribution of the recovery and the infection time obeying  $\psi_R(\tau_I) = a_\alpha/b_\alpha(\tau_I/b_\alpha)^{a_\alpha-1} \exp[-(\tau_I/b_\alpha)^{a_\alpha}]$  and  $\psi_I(T_I) = a_\beta/b_\beta(T_I/b_\beta)^{a_\beta-1} \exp[-(T_I/b_\beta)^{a_\beta}]$ , with the corresponding transition rates  $\alpha(\tau) = a_\alpha/b_\alpha(\tau/b_\alpha)^{a_\alpha-1}$  and  $\beta(\tau) = a_\beta/b_\beta(\tau/b_\beta)^{a_\beta-1}$ . In each simulation, the evolution is run for 500,000 events to reach the steady state. The steady-state fraction  $r_1$  is then obtained as the average with 200,000 events.

In Fig. 3, the steady-state fraction  $r_1$  of the infected nodes is plotted as the function of the refined spreading rate  $\Upsilon$  for the DCG approach (solid curve) and the continuous-time Monte Carlo simulation results (dots). In the simulation, the effects of duration-dependent recovery and the infection rates are considered with different sets of parameters. The agreement between the analytical and the simulation results validates that the steady-state fraction  $r_1$  can be effectively described with the refined spreading rate  $\Upsilon$  by Eq. (11). The curve shows that the existence of the epidemic threshold matches with the theoretical prediction  $\Upsilon_c = \langle k \rangle / \langle k^2 \rangle = 0.051$  (gray grid-line). The current model shows the availability of the refined spreading rate  $\Upsilon$  for justifying the spreading ability of an epidemic.

*Conclusion.*—In this Letter, we generalize the mean-field theories for the spreading dynamics with duration-dependent mechanism by superseding the probability distribution of states with the PDF of the duration, and show the hierarchical emergence of the widely-used coarse-grained spreading models. The unified formalism enables us to rebuild different epidemic models, e.g., the SIS and the SIR model. Compared to Refs. [38, 39, 42],

the refined spreading rate  $\Upsilon$  here is suitable for the duration-dependent models as a coarse-grained parameter of the microscopic mechanism details, and also suggests the duration-dependent SIS model can be mapped to the standard one in the meaning of the steady states [44]. With the refined spreading rate  $\Upsilon$ , the epidemic threshold  $\Upsilon_c = \langle k \rangle / \langle k^2 \rangle$  is applicable for the duration-dependent SIS model to determine the fate of the epidemic spreading.

Limited by the mean-field approach, the current formalism has neglected correlations and fluctuations between nodes, and therefore cannot accurately predict the critical point of the epidemic phase transition, i.e., the epidemic threshold. In the standard SIS model, the correlations and fluctuations affect the epidemic threshold through the mutual reinfection of the high-degree nodes [24–26, 29], and was recently understood through the cumulative merging percolation process [62]. It is still an open question to describe such correlation effect in a duration-dependent model, which is beyond the scope of the current work and worth for further investigation.

This work is supported by the NSFC (Grants No. 11534002), the NSAF (Grant No. U1930403 and No. U1930402), and the National Basic Research Program of China (Grants No. 2016YFA0301201).

\* [hdong@gscaep.ac.cn](mailto:hdong@gscaep.ac.cn)

† [cpsun@csrc.ac.cn](mailto:cpsun@csrc.ac.cn)

- [1] C. Moore and M. E. J. Newman, *Phys. Rev. E* **61**, 5678 (2000).
- [2] R. Pastor-Satorras and A. Vespignani, *Phys. Rev. Lett.* **86**, 3200 (2001).
- [3] R. Pastor-Satorras and A. Vespignani, *Phys. Rev. E* **63**, 066117 (2001).
- [4] R. M. May and A. L. Lloyd, *Phys. Rev. E* **64**, 066112 (2001).
- [5] C.-R. Cai, Z.-X. Wu, M. Z. Q. Chen, P. Holme, and J.-Y. Guan, *Phys. Rev. Lett.* **116**, 258301 (2016).
- [6] J. Hindes and I. B. Schwartz, *Phys. Rev. Lett.* **117**, 028302 (2016).
- [7] W. Goffman and V. A. Newill, *Nature* **204**, 225 (1964).
- [8] D. J. Daley and D. G. Kendall, *Nature* **204**, 1118 (1964).
- [9] Y. Moreno, M. Nekovee, and A. F. Pacheco, *Phys. Rev. E* **69**, 066130 (2004).
- [10] A. Nematzadeh, E. Ferrara, A. Flammini, and Y.-Y. Ahn, *Phys. Rev. Lett.* **113**, 088701 (2014).
- [11] J. P. Gleeson, K. P. O’Sullivan, R. A. Baños, and Y. Moreno, *Phys. Rev. X* **6**, 021019 (2016).
- [12] J. S. K. Sznajd-Weron, *Int. J. Mod. Phys. C* **11**, 1157 (2000).
- [13] I. Dornic, H. Chaté, J. Chave, and H. Hinrichsen, *Phys. Rev. Lett.* **87**, 045701 (2001).
- [14] P. L. Krapivsky and S. Redner, *Phys. Rev. Lett.* **90**, 238701 (2003).
- [15] J. Fernández-Gracia, K. Suchecki, J. J. Ramasco, M. San-Miguel, and V. M. Eguíluz, *Phys. Rev. Lett.* **112**, 158701 (2014).

- [16] R. Albert and A.-L. Barabási, *Rev. Mod. Phys.* **74**, 47 (2002).
- [17] A. Barrat, M. Barthélemy, and A. Vespignani, *Dynamical Processes on Complex Networks* (Cambridge University Press, 2012).
- [18] D. Chakrabarti, Y. Wang, C. Wang, J. Leskovec, and C. Faloutsos, *ACM Trans. Inf. Syst. Secur.* **10**, 1 (2008).
- [19] P. V. Mieghem, J. Omic, and R. Kooij, *IEEE ACM Trans. Netw.* **17**, 1 (2009).
- [20] S. Gómez, A. Arenas, J. Borge-Holthoefer, S. Meloni, and Y. Moreno, *Europhys. Lett.* **89**, 38009 (2010).
- [21] C. Castellano and R. Pastor-Satorras, *Phys. Rev. Lett.* **105**, 218701 (2010).
- [22] S. C. Ferreira, C. Castellano, and R. Pastor-Satorras, *Phys. Rev. E* **86**, 041125 (2012).
- [23] C. Li, R. van de Bovenkamp, and P. V. Mieghem, *Phys. Rev. E* **86**, 026116 (2012).
- [24] A. V. Goltsev, S. N. Dorogovtsev, J. G. Oliveira, and J. F. F. Mendes, *Phys. Rev. Lett.* **109**, 128702 (2012).
- [25] H. K. Lee, P.-S. Shim, and J. D. Noh, *Phys. Rev. E* **87**, 062812 (2013).
- [26] M. Boguñá, C. Castellano, and R. Pastor-Satorras, *Phys. Rev. Lett.* **111**, 068701 (2013).
- [27] C. Castellano and R. Pastor-Satorras, *Phys. Rev. X* **7**, 041024 (2017).
- [28] R. Parshani, S. Carmi, and S. Havlin, *Phys. Rev. Lett.* **104**, 258701 (2010).
- [29] Z.-W. Wei and B.-H. Wang, *Phys. Rev. E* **101**, 042310 (2020).
- [30] S. N. Dorogovtsev, A. V. Goltsev, and J. F. F. Mendes, *Rev. Mod. Phys.* **80**, 1275 (2008).
- [31] C. Castellano, S. Fortunato, and V. Loreto, *Rev. Mod. Phys.* **81**, 591 (2009).
- [32] R. Pastor-Satorras, C. Castellano, P. V. Mieghem, and A. Vespignani, *Rev. Mod. Phys.* **87**, 925 (2015).
- [33] F. Hoppensteadt, *J. Franklin Inst.* **297**, 325 (1974).
- [34] Z. Feng, D. Xu, and H. Zhao, *Bull. Math. Biol.* **69**, 1511 (2007).
- [35] P. Magal, C. McCluskey, and G. Webb, *Appl. Anal.* **89**, 1109 (2010).
- [36] L. Liu, J. Wang, and X. Liu, *Nonlinear Anal. Real World Appl.* **24**, 18 (2015).
- [37] L. Wang, Z. Liu, and X. Zhang, *Nonlinear Anal. Real World Appl.* **32**, 136 (2016).
- [38] P. V. Mieghem and R. van de Bovenkamp, *Phys. Rev. Lett.* **110**, 108701 (2013).
- [39] E. Cator, R. van de Bovenkamp, and P. V. Mieghem, *Phys. Rev. E* **87**, 062816 (2013).
- [40] J. Yang, Y. Chen, and F. Xu, *J. Math. Biol.* **73**, 1227 (2016).
- [41] S. Chen, M. Small, Y. Tao, and X. Fu, *Bull. Math. Biol.* **80**, 2049 (2018).
- [42] P. V. Mieghem and Q. Liu, *Phys. Rev. E* **100**, 022317 (2019).
- [43] G. F. de Arruda, G. Petri, F. A. Rodrigues, and Y. Moreno, *Phys. Rev. Research* **2**, 013046 (2020).
- [44] M. Starnini, J. P. Gleeson, and M. Boguñá, *Phys. Rev. Lett.* **118**, 128301 (2017).
- [45] M. Rausand and A. Høyland, *System Reliability Theory: Models, Statistical Methods, and Applications* (John Wiley & Sons, New York, 2004).
- [46] *Stochastic Ageing and Dependence for Reliability* (Springer New York, 2006).
- [47] P. Rocchi, *Reliability is a New Science* (Springer International Publishing, 2017).
- [48] D. Gfeller and P. D. L. Rios, *Phys. Rev. Lett.* **99**, 038701 (2007).
- [49] D. Gfeller and P. D. L. Rios, *Phys. Rev. Lett.* **100**, 174104 (2008).
- [50] H. Chen, Z. Hou, H. Xin, and Y. Yan, *Phys. Rev. E* **82**, 011107 (2010).
- [51] C. Shen, H. Chen, Z. Hou, and H. Xin, *Phys. Rev. E* **83**, 066109 (2011).
- [52] A. M. W.O. Kermack, *Proc. Royal Soc. London* **115**, 700 (1927).
- [53] F. Brauer, C. Castillo-Chavez, and Z. Feng, *Mathematical Models in Epidemiology* (Springer New York, 2019).
- [54] Y.-M. Du and C.-P. Sun, *Chin. Sci. Bull.* **65**, 2356 (2020).
- [55] Y.-M. Du, Y.-H. Ma, Y.-F. Wei, X. Guan, and C. P. Sun, *Phys. Rev. E* **101**, 012106 (2020).
- [56] “Supplementary materials.”
- [57] N. T. J. Bailey, *The Mathematical Theory of Infectious Diseases and Its Applications* (Griffin, London, 1975).
- [58] “In supplementary materials, we give the self-consistent equation with the infection rate  $\beta(\tau_0, \tau_1)$  dependent on the susceptible duration  $\tau_0$ .”
- [59] “The product  $\Theta\bar{\tau}_1$  does not rely on  $\bar{\tau}_1$ , and is determined by  $\Upsilon$  and  $P(k)$  according to the self-consistent equation.”
- [60] P. V. Mieghem, *Performance Analysis of Communications Networks and Systems* (Cambridge University Press, 2006).
- [61] M. Catanzaro, M. Boguñá, and R. Pastor-Satorras, *Phys. Rev. E* **71**, 027103 (2005).
- [62] C. Castellano and R. Pastor-Satorras, *Phys. Rev. X* **10**, 011070 (2020).

# Supplementary Materials: Hierarchical Coarse-grained Approach to the Duration-dependent Spreading Dynamics on Complex Networks

Jin-Fu Chen,<sup>1,2</sup> Yi-Mu Du,<sup>2</sup> Hui Dong,<sup>2,\*</sup> and Chang-Pu Sun<sup>1,2,†</sup>

<sup>1</sup>*Beijing Computational Science Research Center, Beijing 100193, China*

<sup>2</sup>*Graduate School of China Academy of Engineering Physics, Beijing, 100193, China*

(Dated: April 14, 2021)

The document is devoted to providing detailed discussions and derivations to support the main content. In Sec. I, we build the microscopic spreading model by introducing the probability density function (PDF) of the duration for each node in the network. In Sec. II, we show the emergence of the duration coarse-grained (DCG) approach to obtain the mesoscopic and macroscopic models. In Sec. III, the DCG approach is applied to the susceptible-infected-susceptible (SIS) model. In Sec. IV, we show the macroscopic SIS model recovers to the standard [1] and the extended compartmental models [2]. In Sec. V, we solve the steady state of the mesoscopic SIS model in an uncorrelated network with duration-dependent recovery and infection rates. In Sec. VI, we provide the details of the continuous-time Monte Carlo simulation of the SIS model in an uncorrelated scale-free network.

## I. SPREADING DYNAMICS IN MICROSCOPIC MODEL

In the basic processes, the node transforms from one state to another state. In the microscopic model, the probability distribution  $P_{l,i}(t)$  describes the probability of the node  $l$  staying in the state  $i$ , and satisfies the normalization condition  $\sum_i P_{l,i}(t) = 1$ . We assume the states of different nodes are uncorrelated: the probability of the node  $l$  in the state  $i$  and the node  $m$  in the state  $j$  can be written in the product form  $P_{l,i}(t) \times P_{m,j}(t)$ .

### A. Probability density function $\rho_{l,i}(\tau_i, t)$ of the duration and its equation for the evolution

Under the uncorrelated assumption, we introduce the probability density function (PDF)  $\rho_{l,i}(\tau_i, t)$  for each node with the duration  $\tau_i$  on the state  $i$  to describe the state of the network. For the node  $l$ , the probability in the state  $i$  with the duration between  $\tau_i$  and  $\tau_i + \delta\tau_i$  is  $\rho_{l,i}(\tau_i, t)\delta\tau_i$ . The probability  $P_{l,i}(t)$  is equal to the integral

$$P_{l,i}(t) = \int_0^\infty \rho_{l,i}(\tau_i, t) d\tau_i. \quad (1)$$

The total transformation rate  $\Gamma_{l,i}(\tau_i, t)$  from the state  $i$  to the other states is

$$\Gamma_{l,i}(\tau_i, t) = \sum_{i'} \gamma_{l,i'i}(\tau_i, t), \quad (2)$$

where  $\gamma_{l,i'i}(\tau_i, t)$  is the transformation rate from the state  $i$  to the state  $i'$ . In a small time step  $dt$ , the node  $l$  transforms from  $i$  to other states with the conditional probability  $\Gamma_{l,i}(\tau_i, t)dt$ . At the time  $t + dt$ , the probability in the state  $i$  with the duration between  $\tau_i + dt$  and  $\tau_i + \delta\tau_i + dt$  is  $\rho_{l,i}(\tau_i + dt, t + dt)\delta\tau_i$ . The change of the probability is caused by the transformation, namely,

$$\rho_{l,i}(\tau_i + dt, t + dt)\delta\tau_i - \rho_{l,i}(\tau_i, t)\delta\tau_i = -\Gamma_{l,i}(\tau_i, t)dt\rho_{l,i}(\tau_i, t)\delta\tau_i. \quad (3)$$

With the above equation, we obtain the differential equation for the PDF as

$$\frac{\partial \rho_{l,i}(\tau_i, t)}{\partial \tau_i} + \frac{\partial \rho_{l,i}(\tau_i, t)}{\partial t} = -\Gamma_{l,i}(\tau_i, t)\rho_{l,i}(\tau_i, t). \quad (4)$$

### B. The transformation rate $\gamma_{l,i'}(\tau_i, t)$

The transformation rate  $\gamma_{l,i'}(\tau_i, t)$  relates to the basic processes with the transformation from the state  $i$  to the state  $i'$ . In an aging process  $i \xrightarrow{\alpha_{i',i}} i'$ , the contribution to the transformation rate is given directly by the transition rate

$$\gamma_{l,i'}^{(\text{aging})}(\tau_i, t) = \alpha_{i',i}(\tau_i). \quad (5)$$

In a contact process  $i + j \xrightarrow{\beta_{i'j',ij}} i' + j'$ , the transformation depends on the states and the duration of all the neighbors  $m$  as

$$\gamma_{l,i'}^{(\text{contact})}(\tau_i^{(l)}, t) = \sum_{m,j,j'} A_{lm} \int_0^\infty \beta_{i'j',ij}(\tau_i^{(l)}, \tau_j^{(m)}) \rho_{m,j}(\tau_j^{(m)}, t) d\tau_j^{(m)}. \quad (6)$$

where  $A_{lm}$  is the adjacency matrix of the network:  $A_{lm} = 1$  if the nodes  $l$  and  $m$  are linked, otherwise  $A_{lm} = 0$ .

Including the contribution from both the aging and the contact processes, the overall transformation rate follows as

$$\gamma_{l,i'}(\tau_i^{(l)}, t) = \alpha_{i',i}(\tau_i^{(l)}) + \sum_{m,j,j'} A_{lm} \int_0^\infty \beta_{i'j',ij}(\tau_i^{(l)}, \tau_j^{(m)}) \rho_{m,j}(\tau_j^{(m)}, t) d\tau_j^{(m)}, \quad (7)$$

which is Eq. (3) in the main content.

### C. Connecting condition

For the node  $l$ , we define the flux from the state  $i'$  to the state  $i$  as

$$\phi_{l,ii'}(t) = \int_0^\infty \gamma_{l,ii'}(\tau_{i'}, t) \times \rho_{l,i'}(\tau_{i'}, t) d\tau_{i'}, \quad (8)$$

which is the probability for the transformation from the state  $i'$  to the state  $i$  in unit time. The total flux to the state  $i$  from all other states is

$$\Phi_{l,i}(t) = \sum_{i'} \phi_{l,ii'}(t). \quad (9)$$

In the small time step  $dt$ , the probability  $\rho_{l,i}(0, t)dt$  of the transformation to the state  $i$  is equal to  $\Phi_{l,i}(t)dt$  due to the conservation of the probability as

$$\rho_{l,i}(0, t) = \Phi_{l,i}(t). \quad (10)$$

The change of the probability relates to the fluxes as

$$\begin{aligned} \frac{dP_{l,i}(t)}{dt} &= \int_0^\infty \frac{\partial \rho_{l,i}(\tau_i, t)}{\partial t} d\tau_i \\ &= \int_0^\infty \left[ -\frac{\partial \rho_{l,i}(\tau_i, t)}{\partial \tau_i} - \Gamma_{l,i}(\tau_i, t) \rho_{l,i}(\tau_i, t) \right] d\tau_i \\ &= \rho_{l,i}(0, t) - \rho_{l,i}(\infty, t) - \int_0^\infty \Gamma_{l,i}(\tau_i, t) \rho_{l,i}(\tau_i, t) d\tau_i \\ &= \sum_{i'} [\phi_{l,ii'}(t) - \phi_{l,i'i}(t)]. \end{aligned} \quad (11)$$



In the above derivation, we have used the equation of the evolution by Eq. (4) and the condition  $\rho_{l,i}(\infty, t) = 0$ . For constant transition rates with  $\alpha_{i',i}(\tau_i) = \alpha_{i',i}$  and  $\beta_{i',j'}(\tau_i, \tau_j) = \beta_{i',j'}$ , the flux  $\phi_{l,i'}(t)$  is directly given by the probability as

$$\phi_{l,i'}(t) = [\alpha_{i',i} + \sum_{m,j',j} A_{lm} \beta_{i',j',ij} P_{m,j}(t)] P_{l,i}(t). \quad (12)$$

## II. HIERARCHICAL DURATION COARSE-GRAINED APPROACH

Typically, the spreading dynamics can be evaluated through the populations of different states. The duration coarse-grained (DCG) approach enables us to derive the coarse-grained models with the populations from the microscopic model with the probabilities. Here, we supplement the derivation of the duration coarse-grained approach in the main content and show the hierarchy among the microscopic, mesoscopic and macroscopic models.

### A. Mesoscopic model

In the mesoscopic model, the state of the network is described by the coarse-grained PDF  $\rho_{k,i}(\tau_i, t)$  for the  $k$ -degree nodes, which relates to the PDF of each node as

$$\rho_{k,i}(\tau_i, t) = \sum_l \delta_{k,k_l} \rho_{l,i}(\tau_i, t) / n_k, \quad (13)$$

where  $k_l$  is the degree of the node  $l$  and  $n_k$  is the population of the  $k$ -degree nodes. The differential equation of the coarse-grained PDF is

$$\frac{\partial \rho_{k,i}(\tau_i, t)}{\partial \tau_i} + \frac{\partial \rho_{k,i}(\tau_i, t)}{\partial t} = - \sum_l \frac{\delta_{k,k_l} \Gamma_{l,i}(\tau_i, t)}{n_k} \rho_{l,i}(\tau_i, t). \quad (14)$$

The coarse-grained PDF is assumed identical for the nodes with the same degree

$$\rho_{l,i}(\tau_i, t) = \rho_{k_l,i}(\tau_i, t). \quad (15)$$

By Eq. (14), the corresponding transformation rate for the  $k$ -degree nodes is

$$\Gamma_{k,i}(\tau_i, t) = \sum_l \frac{\delta_{k,k_l} \Gamma_{l,i}(\tau_i, t)}{n_k}, \quad (16)$$

and

$$\gamma_{k,i'}(\tau_i, t) = \sum_l \frac{\delta_{k,k_l} \gamma_{l,i'}(\tau_i, t)}{n_k}. \quad (17)$$

Then, the differential equation of the coarse-grained PDF is rewritten as

$$\frac{\partial \rho_{k,i}(\tau_i, t)}{\partial \tau_i} + \frac{\partial \rho_{k,i}(\tau_i, t)}{\partial t} = -\Gamma_{k,i}(\tau_i, t) \rho_{k,i}(\tau_i, t). \quad (18)$$

Plugging the transformation rate  $\gamma_{l,i'}(\tau_i, t)$  of the node  $l$  into Eq. (17), we obtain the transformation rate  $\gamma_{k,i'}(\tau_i, t)$  for the  $k$ -degree nodes in the main content as

$$\begin{aligned}
\gamma_{k,i'i}(\tau_i, t) &= \sum_l \frac{\delta_{k,k_l}}{n_k} [\alpha_{i',i}(\tau_i) + \sum_{m,j,j'} A_{lm} \int_0^\infty \beta_{i'j',ij}(\tau_i, \tau_j) \rho_{m,j}(\tau_j, t) d\tau_j], \\
&= \alpha_{i',i}(\tau_i) + \sum_{j,j'} \sum_{k'=1}^\infty \frac{\sum_{l,m} (\delta_{k,k_l} \delta_{k',k_m} A_{lm})}{n_k} \int_0^\infty \beta_{i'j',ij}(\tau_i, \tau_j) \rho_{k',j}(\tau_j, t) d\tau_j
\end{aligned} \tag{19}$$

$$= \alpha_{i',i}(\tau_i) + \sum_{j,j'} \sum_{k'=1}^\infty \frac{(1 + \delta_{k,k'}) M_{kk'}}{n_k} \int_0^\infty \beta_{i'j',ij}(\tau_i, \tau_j) \rho_{k',j}(\tau_j, t) d\tau_j, \tag{20}$$

where  $M_{kk'} = \sum_{l,m} (\delta_{k,k_l} \delta_{k',k_m} A_{lm}) / (1 + \delta_{k,k'})$  is the number of the edges linked two nodes with the degrees  $k$  and  $k'$ . We have used the identical assumption  $\rho_{l,i}(\tau_i, t) = \rho_{k_l,i}(\tau_i, t)$  in Eq. (19). For a  $k$ -degree node, the conditional probability of having a  $k'$ -degree neighbor is described by the degree correlation  $P(k'|k)$ , which is explicitly determined by the edge number  $M_{kk'}$  as

$$P(k'|k) = \frac{(1 + \delta_{k,k'}) M_{kk'}}{\sum_{k'=1}^\infty (1 + \delta_{k,k'}) M_{kk'}}. \tag{21}$$

The number of the edges linked to a  $k$ -degree node relates to the number of  $k$ -degree nodes as

$$\sum_{k'=1}^\infty (1 + \delta_{k,k'}) M_{kk'} = kn_k. \tag{22}$$

We obtain the transformation rate for the  $k$ -degree nodes as

$$\gamma_{k,i'i}(\tau_i, t) = \alpha_{i',i}(\tau_i) + k \sum_{j,j'} \sum_{k'=1}^\infty P(k'|k) \int_0^\infty \beta_{i'j',ij}(\tau_i, \tau_j) \rho_{k',j}(\tau_j, t) d\tau_j, \tag{23}$$

which is Eq. (4) in the main content.

According to Eq. (13), the connecting condition of the coarse-grained PDF is  $\rho_{k,i}(0, t) = \sum_l \delta_{k,k_l} \rho_l(0, t) / n_k$ , which leads to the mesoscopic flux as

$$\phi_{k,ii'}(t) = \sum_l \delta_{k,k_l} \phi_{l,ii'}(t). \tag{24}$$

Under the identical assumption, the mesoscopic flux is determined by the coarse-grained PDF as

$$\phi_{k,ii'}(t) = \int_0^\infty \gamma_{k,ii'}(\tau_{i'}, t) \rho_{k,i'}(\tau_{i'}, t) d\tau_{i'}. \tag{25}$$

The total flux follows

$$\Phi_{k,i}(t) = \sum_{i'} \phi_{k,ii'}(t). \tag{26}$$

The connecting condition of the coarse-grained PDF is rewritten as

$$\rho_{k,i}(0, t) = \Phi_{k,i}(t). \tag{27}$$

The change of the population of  $k$ -degree nodes in the state  $i$  is obtained as

$$\frac{dn_{k,i}(t)}{dt} = n_k \sum_{i'} [\phi_{k,ii'}(t) - \phi_{k,i'i}(t)]. \tag{28}$$

For the constant transition rates  $\alpha_{i',i}(\tau_i) = \alpha_{i',i}$  and  $\beta_{i'j',ij}(\tau_i, \tau_j) = \beta_{i'j',ij}$ , the mesoscopic flux is

$$\phi_{k,i'i}(t) = [\alpha_{i',i} + \sum_{k'=1}^{\infty} kP(k'|k) \sum_{j,j'} \beta_{i'j',ij} P_{k',j}(t)] P_{k,i}(t), \quad (29)$$

where  $P_{k,i}(t) = \int_0^{\infty} \rho_{k,i}(\tau_i, t) d\tau_i$  is the probability of a  $k$ -degree node in the state  $i$ .

## B. Macroscopic model

At the macroscopic level, we introduce the gross PDF to describe the nodes in the state  $i$  without distinguishing the degrees as

$$\rho_i(\tau_i, t) = \sum_{k=1}^{\infty} P(k) \rho_{k,i}(\tau_i, t). \quad (30)$$

The differential equation of the gross PDF follows from Eq. (18) as

$$\frac{\partial \rho_i(\tau_i, t)}{\partial \tau_i} + \frac{\partial \rho_i(\tau_i, t)}{\partial t} = - \sum_{k=1}^{\infty} \Gamma_{k,i}(\tau_i, t) P(k) \rho_{k,i}(\tau_i, t). \quad (31)$$

For the homogeneous network with similar degrees of all nodes, the PDF of each node approximates the same  $\rho_{l,i}(\tau_i, t) \simeq \rho_i(\tau_i, t)$ . The right hand side of Eq. (31) becomes  $-\sum_{k=1}^{\infty} \Gamma_{k,i}(\tau_i, t) P(k) \rho_{k,i}(\tau_i, t) = -\sum_{k=1}^{\infty} [\Gamma_{k,i}(\tau_i, t) P(k)] \rho_i(\tau_i, t)$ . The corresponding transformation rate follows as

$$\gamma_{i'i}(\tau_i, t) = \sum_k P(k) \gamma_{k,i'i}(\tau_i, t), \quad (32)$$

and

$$\Gamma_i(\tau_i, t) = \sum_{i'} \gamma_{i'i}(\tau_i, t). \quad (33)$$

The differential equation of the gross PDF is rewritten as

$$\frac{\partial \rho_i(\tau_i, t)}{\partial \tau_i} + \frac{\partial \rho_i(\tau_i, t)}{\partial t} = -\Gamma_i(\tau_i, t) \rho_i(\tau_i, t). \quad (34)$$

Plugging Eq. (23) into  $\gamma_{i'i}(\tau_i, t) = \sum_{k=1}^{\infty} P(k) \gamma_{k,i'i}(\tau_i, t)$ , we obtain the transformation rate  $\gamma_{i'i}(\tau_i, t)$  from the state  $i$  to the state  $i'$  as

$$\gamma_{i'i}(\tau_i, t) = \alpha_{i',i}(\tau_i) + \langle k \rangle \sum_{j,j'} \int_0^{\infty} \beta_{i'j',ij}(\tau_i, \tau_j) \rho_j(\tau_j, t) d\tau_j, \quad (35)$$

where we have used the normalization condition  $\sum_{k'} P(k'|k) = 1$ .

The connecting condition of the gross PDF is

$$\rho_i(0, t) = \Phi_i(t), \quad (36)$$

with  $\Phi_i(t) = \sum_{i'} \phi_{ii'}(t)$  and  $\phi_{ii'}(t) = \int_0^{\infty} \gamma_{ii'}(\tau_i, t) \rho_{i'}(\tau_i, t) d\tau_i$ .

The change of the population in the state  $i$  is obtained as

$$\frac{dN_i(t)}{dt} = N_T \sum_{i'} [\phi_{ii'}(t) - \phi_{i'i}(t)]. \quad (37)$$

For the constant transition rates  $\alpha_{i',i}(\tau_i) = \alpha_{i',i}$  and  $\beta_{i',j',ij}(\tau_i, \tau_j) = \beta_{i',j',ij}$ , the macroscopic flux is

$$\phi_{i'i}(t) = [\alpha_{i',i} + \langle k \rangle \sum_{j,j'} \beta_{i',j',ij} P_j(t)] P_i(t), \quad (38)$$

where  $P_i(t)$  is the probability of a node in the state  $i$ .

### III. DURATION COARSE-GRAINED APPROACH TO SIS MODEL

In the SIS model, the nodes stay in the susceptible state 0 or the infected state 1. The basic processes consist of an aging process  $1 \xrightarrow{\alpha(\tau_1)} 0$  with the recovery rate  $\alpha(\tau_1)$  and a contact process  $0 + 1 \xrightarrow{\beta(\tau_0, \tau_1)} 1 + 1$  with the infection rate  $\beta(\tau_0, \tau_1)$ .

In the mesoscopic model, the node states in the network are described by the coarse-grained PDF  $\rho_{k,i}(\tau_i, t)$ ,  $i = 0, 1$ . That of the  $k$ -degree nodes in the susceptible state satisfies

$$\frac{\partial \rho_{k,0}(\tau_0, t)}{\partial \tau_0} + \frac{\partial \rho_{k,0}(\tau_0, t)}{\partial t} = -\Gamma_{k,0}(\tau_0, t) \rho_{k,0}(\tau_0, t), \quad (39)$$

where the transformation rate  $\Gamma_{k,0}(\tau_0, t)$  is induced by the infection as

$$\Gamma_{k,0}(\tau_0, t) = k \int_0^\infty \beta(\tau_0, \tau_1) \sum_{k'=1}^\infty P(k'|k) \rho_{k',1}(\tau_1, t) d\tau_1. \quad (40)$$

The coarse-grained PDF of the  $k$ -degree nodes in the infected state satisfies

$$\frac{\partial \rho_{k,1}(\tau_1, t)}{\partial \tau_1} + \frac{\partial \rho_{k,1}(\tau_1, t)}{\partial t} = -\alpha(\tau_1) \rho_{k,1}(\tau_1, t), \quad (41)$$

where the transformation rate is the recovery rate  $\alpha(\tau_1)$ .

The connecting condition is given by the flux  $\rho_{k,i}(0, t) = \Phi_{k,i}(t)$ , where the fluxes are determined by the transformation rates as

$$\Phi_{k,1}(t) = \int_0^\infty \Gamma_{k,0}(\tau_0, t) \rho_{k,0}(\tau_0, t) d\tau_0, \quad (42)$$

and

$$\Phi_{k,0}(t) = \int_0^\infty \alpha(\tau_1) \rho_{k,1}(\tau_1, t) d\tau_1. \quad (43)$$

### IV. RELATION TO THE COMPARTMENTAL MODELS

In the following, we show the macroscopic model recovers to the compartmental SIS model. The duration of all the susceptible and the infected individuals is described by the gross PDFs as  $\rho_i(\tau_i, t)$  with  $i = 0, 1$ . The network structure is coarse-grainedly described by the average degree  $\langle k \rangle = \sum_k k P(k)$ .

The equations of the gross PDFs for the susceptible and the infected states are obtained from Eq. (34) as

$$\frac{\partial \rho_0(\tau_0, t)}{\partial \tau_0} + \frac{\partial \rho_0(\tau_0, t)}{\partial t} = -\langle k \rangle \left[ \int_0^\infty \beta(\tau_0, \tau_1) \rho_1(\tau_1, t) d\tau_1 \right] \rho_0(\tau_0, t), \quad (44)$$

and

$$\frac{\partial \rho_1(\tau_1, t)}{\partial \tau_1} + \frac{\partial \rho_1(\tau_1, t)}{\partial t} = -\alpha(\tau_1) \rho_1(\tau_1, t), \quad (45)$$

The connecting conditions of DDFs are  $\rho_i(0, t) = \Phi_i(t)$ ,  $i = 0, 1$ , with the fluxes determined as

$$\Phi_0(t) = \int_0^\infty \alpha(\tau_1) \rho_1(\tau_1, t) d\tau_1 \quad (46)$$

and

$$\Phi_1(t) = \langle k \rangle \int_0^\infty \int_0^\infty \beta(\tau_0, \tau_1) \rho_0(\tau_0, t) \rho_1(\tau_1, t) d\tau_0 d\tau_1. \quad (47)$$

The populations of the susceptible and the infected individuals are  $N_i(t) = N_T \int_0^\infty \rho_i(\tau_i, t) d\tau_i$ ,  $i = 0, 1$ , which satisfy

$$\frac{dN_0(t)}{dt} = N_T [\Phi_0(t) - \Phi_1(t)] \quad (48)$$

$$\frac{dN_1(t)}{dt} = N_T [-\Phi_0(t) + \Phi_1(t)] \quad (49)$$

The total population is  $N_T = N_0(t) + N_1(t)$ .

### A. The extended compartmental SIS model with integral-differential equations

The extended SIS compartmental model requires the constant infection rate  $\beta(\tau_0, \tau_1) = \beta$ , but the recovery rate  $\alpha(\tau_1)$  can be duration-dependent. The flux  $\Phi_1(t)$  by Eq. (47) is simplified as

$$\Phi_1(t) = \langle k \rangle \beta P_0(t) P_1(t). \quad (50)$$

The formal solution of  $\rho_1(\tau_1, t)$  to Eq. (45) is represented by the connecting and the initial condition as

$$\rho_1(\tau_1, t) = \begin{cases} \Phi_1(t - \tau_1) \exp\left(-\int_0^{\tau_1} \alpha(\tau) d\tau\right) & t > \tau_1 \\ \rho_1(\tau_1 - t, 0) \exp\left(-\int_{\tau_1 - t}^{\tau_1} \alpha(\tau) d\tau\right) & t < \tau_1 \end{cases}. \quad (51)$$

Plugging the solution into the flux  $\Phi_0(t)$ , we obtain

$$\begin{aligned} \Phi_0(t) &= \int_0^t \Phi_1(t - \tau_1) \alpha(\tau_1) \exp\left(-\int_0^{\tau_1} \alpha(\tau) d\tau\right) d\tau_1 \\ &+ \int_t^\infty \rho_1(\tau_1 - t, 0) \alpha(\tau_1) \exp\left(-\int_{\tau_1 - t}^{\tau_1} \alpha(\tau) d\tau\right) d\tau_1, \end{aligned} \quad (52)$$

where the first and the second terms in the right-hand side relate to the connecting and the initial condition, respectively.

The integral-differential equations in the extended compartmental SIS model [3] are obtained by representing the recovery rate as the PDF of the infection duration (recovery time)

$$\psi_R(\tau_I) = \alpha(\tau_I) \exp\left(-\int_0^{\tau_I} \alpha(\tau) d\tau\right). \quad (53)$$

We assume all the infected individuals get infected at the initial time with the initial condition

$$\rho_1(\tau_1, 0) = \delta(\tau_1) P_1(0). \quad (54)$$

Then, the flux by Eq. (52) is rewritten as

$$\Phi_0(t) = \int_0^t \psi_R(\tau_1) \Phi_1(t - \tau_1) d\tau_1 + \psi_R(t) P_1(0), \quad (55)$$

which is the integral-differential equation in the extended compartmental model [3].

## B. The standard compartmental SIS model

The standard compartmental SIS model is recovered by further assuming the constant recovery rate  $\alpha(\tau_1) = \alpha$ . The flux  $\Phi_0(t)$  is simplified from Eq. (46) as  $\Phi_0(t) = \alpha P_1(t)$ . Together with Eq. (50), the ordinary differential equations of the populations [1] follow as

$$\dot{N}_0(t) = \alpha N_1(t) - \frac{\langle k \rangle \beta}{N_T} N_0(t) N_1(t) \quad (56)$$

and

$$\dot{N}_1(t) = -\alpha N_1(t) + \frac{\langle k \rangle \beta}{N_T} N_0(t) N_1(t), \quad (57)$$

with  $N_i(t) = P_i(t) N_T$ ,  $i = 0, 1$  as the susceptible and the infected populations.

## V. THE STEADY STATE IN THE MESOSCOPIC MODEL

In this section, we solve the steady state of the SIS model in the mesoscopic model. In the steady state  $\partial \rho_{k,i}(\tau_i, t) / \partial t = 0$ , the populations  $n_{k,i}$  of the  $k$ -degree nodes in the state  $i$  remains unchanged with the equal fluxes  $\Phi_{k,0} = \Phi_{k,1} = \Phi_k$ . The equations of the steady-state coarse-grained PDFs are obtained from Eqs. (39)-(43) as

$$\frac{\partial \rho_{k,0}(\tau_0)}{\partial \tau_0} = -\Gamma_{k,0}(\tau_0) \rho_{k,0}(\tau_0) \quad (58)$$

$$\Gamma_{k,0}(\tau_0) = k \int_0^\infty \beta(\tau_0, \tau_1) \sum_{k'=1}^\infty P(k'|k) \rho_{k',1}(\tau_1) d\tau_1 \quad (59)$$

$$\frac{\partial \rho_{k,1}(\tau_1)}{\partial \tau_1} = -\alpha(\tau_1) \rho_{k,1}(\tau_1) \quad (60)$$

$$\Phi_{k,1} = \int_0^\infty \Gamma_{k,0}(\tau_0) \rho_{k,0}(\tau_0) d\tau_0 \quad (61)$$

$$\Phi_{k,0} = \int_0^\infty \alpha(\tau_1) \rho_{k,1}(\tau_1) d\tau_1, \quad (62)$$

with the connecting condition  $\rho_{k,i}(0) = \Phi_{k,i}$ ,  $i = 0, 1$ .

The steady-state solutions follow explicitly as

$$\rho_{k,0}(\tau_0) = \Phi_k \exp\left[-\int_0^{\tau_0} \Gamma_{k,0}(\tau) d\tau\right], \quad (63)$$

and

$$\rho_{k,1}(\tau_1) = \Phi_k \exp\left[-\int_0^{\tau_1} \alpha(\tau) d\tau\right]. \quad (64)$$

The steady-state probability follow as

$$P_{k,0} = \Phi_k \int_0^\infty \exp\left[-\int_0^{\tau_0} \Gamma_{k,0}(\tau) d\tau\right] d\tau_0, \quad (65)$$

and

$$P_{k,1} = \Phi_k \bar{\tau}_1, \quad (66)$$

where  $\bar{\tau}_1$  is the average infection duration

$$\bar{\tau}_1 = \int_0^\infty \exp\left[-\int_0^{\tau_1} \alpha(\tau) d\tau\right] d\tau_1. \quad (67)$$

The conservation of the probability  $P_{k,0} + P_{k,1} = 1$  determines the steady-state flux as

$$\Phi_k = \frac{1}{\int_0^\infty \{\exp[-\int_0^{\tau'} \Gamma_{k,0}(\tau) d\tau] + \exp[-\int_0^{\tau'} \alpha(\tau) d\tau]\} d\tau'}. \quad (68)$$

### A. Steady state in uncorrelated network

In an uncorrelated network, the degree correlation is independent of the degree  $k$  as [4]

$$P(k'|k) = \frac{k' P(k')}{\langle k \rangle}. \quad (69)$$

The transformation rate by Eq. (59) is simplified as  $\Gamma_{k,0}(\tau_0) = k\Theta(\tau_0)$ , where the quantity  $\Theta(\tau_0)$  is determined as

$$\Theta(\tau_0) = \sum_{k'=1}^{\infty} \int_0^\infty \beta(\tau_0, \tau_1) \frac{k' P(k')}{\langle k \rangle} \rho_{k',1}(\tau_1) d\tau_1. \quad (70)$$

Therefore, the solution by Eq. (63) is simplified as

$$\rho_{k,0}(\tau_0) = \Phi_k \exp\left[-k \int_0^{\tau_0} \Theta(\tau) d\tau\right]. \quad (71)$$

The steady-state flux, in turn, is rewritten as

$$\Phi_k = \frac{1}{\int_0^\infty \{\exp[-k \int_0^{\tau'} \Theta(\tau) d\tau] + \exp[-\int_0^{\tau'} \alpha(\tau) d\tau]\} d\tau'}. \quad (72)$$

Equation (70) gives the self-consistent equation for  $\Theta(\tau_0)$  as

$$\Theta(\tau_0) = \sum_{k'=1}^{\infty} \frac{k' P(k')}{\langle k \rangle} \frac{\int_0^\infty \beta(\tau_0, \tau_1) \exp[-\int_0^{\tau_1} \alpha(\tau) d\tau] d\tau_1}{\int_0^\infty \{\exp[-k' \int_0^{\tau'} \Theta(\tau) d\tau] + \exp[-\int_0^{\tau'} \alpha(\tau) d\tau]\} d\tau'}. \quad (73)$$

### B. Simple infection rate $\beta(\tau_0, \tau_1) = \beta(\tau_1)$

In the following, we consider the case that the infection rate  $\beta(\tau_0, \tau_1) = \beta(\tau_1)$  only depends on the infection duration  $\tau_1$ . The right-hand side of Eq. (73) does not rely on the susceptible duration  $\tau_0$ , which results in a constant quantity  $\Theta(\tau_0) = \Theta$ . The integral on the right-hand side is worked out as  $\int_0^\infty \{\exp[-k' \int_0^{\tau'} \Theta(\tau) d\tau] d\tau' = 1/(k'\Theta)$ . Equation (73) is simplified into Eq. (11) in the main content.

The non-zero solution  $\Theta$  exists for  $\Upsilon > \Upsilon_c$ , where  $\Upsilon_c = \langle k \rangle / \langle k^2 \rangle$  is the epidemic threshold determined by the network structure. The proof is given as follows.

We define a new function as

$$y(x) = 1 - \frac{\Upsilon}{\langle k \rangle} \sum_{k=1}^{\infty} \frac{k^2 P(k)}{1 + kx\bar{\tau}_1}. \quad (74)$$

This function  $y(x)$  is continuous and monotonously increasing for  $x > 0$  with  $\lim_{x \rightarrow \infty} y(x) > 0$ . The existence of the positive solution to  $y(x) = 0$  requires  $y(0) < 0$ , namely

$$1 - \frac{\Upsilon}{\langle k \rangle} \sum_{k=1}^{\infty} k^2 P(k) < 0. \quad (75)$$

The critical value gives the epidemic threshold  $\Upsilon_c = \langle k \rangle / \langle k^2 \rangle$ .

For the large-size scale-free network with the degree distribution  $P(k) \propto k^{-\gamma}$ ,  $2 < \gamma \leq 3$ , the divergence of the second moment of the degree  $\langle k^2 \rangle = \sum_{k=1}^{\infty} k^2 P(k)$  leads to zero epidemic threshold  $\Upsilon_c = 0$  of a large scale-free network [5].

The fraction of the infected nodes is defined as

$$r_1(t) = \frac{\sum_{k=1}^{\infty} n_{k,1}(t)}{\sum_{k=1}^{\infty} n_k} \quad (76)$$

$$= \sum_{k=1}^{\infty} P(k) P_{k,1}(t). \quad (77)$$

With the steady-state probability  $P_{k,1}$  by Eq. (66), the steady-state fraction of the infected nodes is

$$r_1 = \sum_{k=1}^{\infty} \frac{k\Theta\bar{\tau}_1}{1 + k\Theta\bar{\tau}_1} P(k), \quad (78)$$

which is positive with  $\Theta > 0$ .

## VI. CONTINUOUS-TIME MONTE CARLO SIMULATION OF THE SIS MODEL

This section shows the numerical simulation of the duration-dependent SIS model on networks. In the previous studies [6], the simulation of the duration-dependent model is formulated by recording all the possible events in the timeline, referred to as the tickets. The states of the nodes are updated through the tickets. New tickets are generated from infected nodes. In our algorithm, instead of recording the tickets which may or may not occur, we only record the final time when the node will leave the current state, which saves the memory and gives the same results.

### A. Simulation algorithm

The current time  $t_{\text{cur}}$  represents the time of the current step. For each node, we record the state of the node  $x_l$ , the initial time  $t_{\text{ini}}^{(l)}$  when the node transformed to the current state, and the final time  $t_{\text{fin}}^{(l)}$  when the node will transform to the other state, as shown in Fig. 1 (a). The susceptible and the infected states are  $x_l = 0$  and  $x_l = 1$ . At the beginning, the current time  $t_{\text{cur}}$  is set as 0. The state of the network is prepared by assigning the state  $x_l$  for each node. The initial time  $t_{\text{ini}}^{(l)}$  and the final time  $t_{\text{fin}}^{(l)}$  for each node are set as  $t_{\text{ini}}^{(l)} \leq 0$  and  $t_{\text{fin}}^{(l)} > 0$ , respectively.

With the prepared state, the evolution of the spread is realized step by step. In each step, an event occurs with the state change of one node. There are two kinds of events in the SIS model: the recovery (infection) event with a node transforming from the state 1 (0) to the state 0 (1). Since the future events are recorded by the final time of the nodes, the next event is obtained by finding the node  $l$  with the smallest final time  $t_{\text{fin}}^{(l)}$ . We give the explicit procedure of the updating for the recovery and the infection event as follows. The pseudo code is shown in Fig. 1 (b).

For either a recovery or an infection event, the current time is updated with the smallest final time as  $t'_{\text{cur}} = t_{\text{fin}}^{(l)}$ , which records the time of the current event and prepares for the next event. The new state of the node  $l$  is  $x'_l = 1 - x_l$  with the new initial time  $t_{\text{ini}}^{(l)'} = t_{\text{fin}}^{(l)}$ , as shown in Fig. 1 (a). In a recovery event, the node  $l$  recovers to the susceptible state  $x'_l = 0$ , and may get infected again from an infected neighbor in the following evolution. The new final time is first set as  $t_{\text{fin}}^{(l)'} = \infty$ , and is then updated according to the infection time generated from the infected neighbors. For



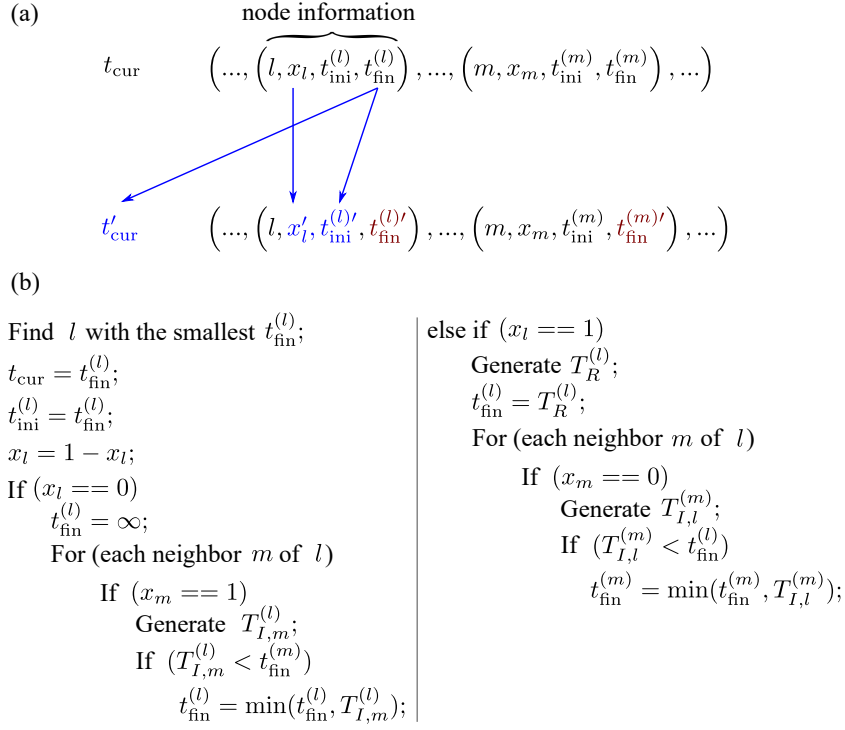


Figure 1. One-step evolution in the simulation. (a) The updated data in the one-step evolution. The parameters with prime represent the renewed parameters. Finding the node  $l$  with the smallest final time  $t_{\text{fin}}^{(l)}$ , the next event is executed by updating the current time as  $t'_{\text{cur}} = t_{\text{fin}}^{(l)}$  and the state and the initial time of the node  $l$  as  $x'_l = 1 - x_l$  and  $t_{\text{ini}}^{(l)'} = t_{\text{fin}}^{(l)}$ . The new final time  $t_{\text{fin}}^{(l)'}$  is then generated according to the basic process. This event might also affect the final time  $t_{\text{fin}}^{(m)'}$  of the neighbor  $m$ . (b) The pseudo code of the one-step evolution.

each infected neighbor  $m$  of the node  $l$ , an infection time  $T_{I,m}^{(l)}$  is generated according to the accumulated distribution as

$$\Pr(t'_{\text{cur}} < T_{I,m}^{(l)} < t_{I,m}^{(l)}) = 1 - \exp\left[-\int_{t'_{\text{cur}}}^{t_{I,m}^{(l)}} \beta(t - t_{\text{ini}}^{(m)}) dt\right]. \quad (79)$$

The infection time  $T_{I,m}^{(l)}$  is valid when it is smaller than the final time  $t_{\text{fin}}^{(m)'}$  of the infected neighbor  $m$ . If at least one valid infection time exists, the new final time  $t_{\text{fin}}^{(l)'}$  of the node  $l$  is updated as the smallest valid infection time.

In an infection event, the node  $l$  gets infected  $x'_l = 1$ . The new final time  $t_{\text{fin}}^{(l)'}$  is generated as the recovery time  $T_R^{(l)}$  according to the accumulated distribution as

$$\Pr(t'_{\text{cur}} < T_R^{(l)} < t_{\text{fin}}^{(l)}) = 1 - \exp\left[-\int_{t'_{\text{cur}}}^{t_{\text{fin}}^{(l)}} \alpha(t - t'_{\text{cur}}) dt\right]. \quad (80)$$

The new infected node  $l$  may infect his neighbor in the future. The final time of the susceptible neighbors of the node  $l$  may change. For each susceptible neighbor  $m'$ , an infection time  $T_{I,l}^{(m')}$  is generated according to the accumulated distribution as

$$\Pr(t'_{\text{cur}} < T_{I,l}^{(m')} < t_{I,l}^{(m')}) = 1 - \exp\left[-\int_{t'_{\text{cur}}}^{t_{I,l}^{(m')}} \beta(t - t'_{\text{cur}}) dt\right]. \quad (81)$$

If the infection time  $T_{I,l}^{(m')}$  is smaller than the new final time  $t_{\text{fin}}^{(l)'}$  of the node  $l$ , the final time  $t_{\text{fin}}^{(m')'}$  of the susceptible neighbor  $m'$  is updated as the earlier one between itself and the infection time  $T_{I,l}^{(m')}$ .

## B. Transition Rate of Weibull distribution

In the simulation, we consider the recovery and the infected duration satisfy the Weibull distribution. The cumulative distribution function of Weibull distribution is

$$\Pr(0 < T < t) = 1 - \exp[-(t/b)^a], \quad (82)$$

which gives the transition rate

$$\begin{aligned} \alpha_W(t) &= \frac{\frac{d}{dt}\Pr(0 < T < t)}{\Pr(T \geq t)} \\ &= \frac{a}{b} \left(\frac{t}{b}\right)^{a-1}. \end{aligned} \quad (83)$$

The Weibull distribution returns to the exponential one with  $a = 1$ . In the following simulation of the SIS model, the recovery and the infection rates are chosen as

$$\alpha(\tau_1) = \frac{a_\alpha}{b_\alpha} \left(\frac{\tau_1}{b_\alpha}\right)^{a_\alpha-1} \quad (84)$$

and

$$\beta(\tau_1) = \frac{a_\beta}{b_\beta} \left(\frac{\tau_1}{b_\beta}\right)^{a_\beta-1}. \quad (85)$$

## C. Generating the uncorrelated Scale-free network

The uncorrelated scale-free network is generated by the configuration model [7] for  $N_T = 2500$  nodes. The numbers of the  $k$ -degree nodes are set as approximation integers

$$n_k = \frac{1/k^3}{\sum_{k'=k_{\min}}^{k_{\max}} 1/k'^3} N_T, \quad (86)$$

with  $k$  ranging from the minimal degree  $k_{\min} = 10$  to the maximal degree  $k_{\max} = 50$ . The maximal degree is set as  $k_{\max} \leq \sqrt{N_T} = 50$  to ensure an uncorrelated network [7]. With the assigned degree for each node, all nodes are randomly linked avoiding multiple and self-connection. For an uncorrelated network, the degree correlation is determined by the degree distribution as  $P(k'|k) = k'P(k')/\langle k \rangle$ .

## D. Simulation results of single run

We apply the simulation algorithm to simulate the spreading dynamics of the SIS model in the uncorrelated scale-free network. Figure 2 presents the simulation results (colored curves) of the fraction  $r_1(t)$  of the infected nodes in single runs. The recovery and the infection rates are chosen as  $\alpha(\tau_1) = 1$  and  $\beta(\tau_1) = a_\beta/b_\beta(\tau_1/b_\beta)^{a_\beta-1}$  with  $a_\beta = 1$  in (a) and  $a_\beta = 1.5$  in (b). For the initial state, each node is randomly prepared in the state  $x_l = 0$  or 1. The initial time  $t_{\text{ini}}^{(l)}$  for each node is set as 0, and the final time  $t_{\text{fin}}^{(l)}$  is randomly set between 0 and 1. After enough time of evolution, the system reaches the steady state with  $r_1(t)$  approaching the steady-state fraction of the infected nodes by Eq. (78) (gray horizontal lines). Due to the finite-size effect of the network,  $r_1(t)$  has some fluctuations in the steady state. Large fluctuation appears for larger  $b_\beta$  with smaller  $\Upsilon$ . For the increasing  $b_\beta$ , the steady-state fraction  $r_1$  of the infected nodes decreases, and finally approaches zero with the refined spreading rate satisfied  $\Upsilon \leq \Upsilon_c$ . For  $b_\beta = 20$  in (a) and 10 in (b), the refined spreading rates are  $\Upsilon = 0.050$  and 0.042 respectively, smaller than the epidemic threshold  $\Upsilon_c = 0.051$ , and the system finally reaches the disease-free state.

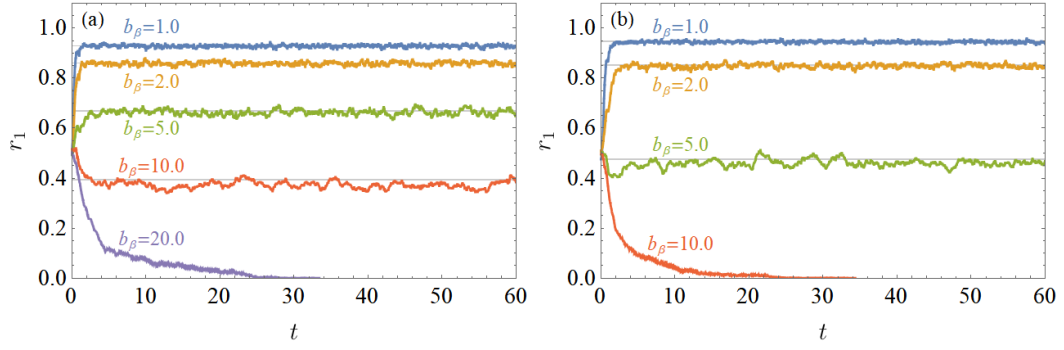


Figure 2. The fraction  $r_1(t)$  of the infected nodes in single run. The recovery and the infection rates are chosen as  $\alpha(\tau_1) = 1$  and  $\beta(\tau_1) = a_\beta/b_\beta(\tau_1/b_\beta)^{a_\beta-1}$  with  $a_\beta = 1$  in (a) and  $a_\beta = 1.5$  in (b). The colored curves present the simulation results, and the gray horizontal lines present the steady-state fraction of the infected nodes by Eq. (78).

\* [hdong@gscaep.ac.cn](mailto:hdong@gscaep.ac.cn)

† [cpsun@csrc.ac.cn](mailto:cpsun@csrc.ac.cn)

- [1] F. Brauer, C. Castillo-Chavez, and Z. Feng, *Mathematical Models in Epidemiology* (Springer New York, 2019).
- [2] Y.-M. Du, Y.-H. Ma, Y.-F. Wei, X. Guan, and C. P. Sun, *Phys. Rev. E* **101**, 012106 (2020).
- [3] Y.-M. Du and C.-P. Sun, *Chin. Sci. Bull.* **65**, 2356 (2020).
- [4] A. Barrat, M. Barthélemy, and A. Vespignani, *Dynamical Processes on Complex Networks* (Cambridge University Press, 2012).
- [5] R. Pastor-Satorras and A. Vespignani, *Phys. Rev. Lett.* **86**, 3200 (2001).
- [6] C. Li, R. van de Bovenkamp, and P. V. Mieghem, *Phys. Rev. E* **86**, 026116 (2012).
- [7] M. Catanzaro, M. Boguñá, and R. Pastor-Satorras, *Phys. Rev. E* **71**, 027103 (2005).