

Systematic designing of bi-rhythmic and tri-rhythmic models in families of Van der Pol and Rayleigh oscillators

Sandip Saha, Gautam Gangopadhyay

*S N Bose National Centre For Basic Sciences,
Block-JD, Sector-III, Salt Lake, Kolkata-700106, India*

Deb Shankar Ray

*Indian Association for the Cultivation of Science,
Jadavpur, Kolkata 700032, India*

Abstract

Van der Pol and Rayleigh oscillators are two traditional paradigms of nonlinear dynamics. They can be subsumed into a general form of Liénard–Levinson–Smith (LLS) system. Based on a recipe for finding out maximum number of limit cycles possible for a class of LLS oscillator, we propose here a scheme for systematic designing of generalised Rayleigh and Van der Pol families of oscillators with a desired number of multiple limit cycles. Numerical simulations are explicitly carried out for systematic search of the parameter space for bi-rhythmic and tri-rhythmic systems and their higher order variants.

Keywords: Liénard–Levinson–Smith oscillator, bi-rhythmic and tri-rhythmic oscillators, Van der Pol oscillator, Rayleigh oscillator

1. Introduction

Dissipative nonlinear dynamical systems[1, 2, 3, 4, 5, 6, 7, 8] are often described by minimal models governed by autonomous coupled differential equations[6, 7] which admit of periodic orbits in the form of limit cycles in two-dimensional phase space[2, 7, 8]. This kind of self-excited periodic motion is generically distinct from the forced or parametric oscillation[9] and arises as an instability of motion when the dynamical system at a steady state is subjected to a small perturbation. The self-excited oscillation is well known in heart beat[10, 11], nerve impulse propagation through neurons[12, 13], circadian oscillation[14] or sleep-wake cycle, glycolytic oscillation[15, 16, 17, 18] in controlling metabolic activity in a living cell and many other biological phenomena[1, 4, 19, 20, 21, 22, 23, 24, 25]. Several musical instruments and human voice in acoustics, lasers in radiation-matter interaction, electrical circuits involving nonlinear vacuum tubes, oscillatory chemical reactions[3, 26, 27] concern self-excited oscillations. Apart from understanding these various phenomena in terms of the limit cycle solutions of the nonlinear differential equations, self-excited oscillations are also interesting from the point of view of energetics, as they are not induced by any external periodic forcing[9, 28]; rather the oscillation itself controls the driving force to act in phase with velocity. This results in a negative damping that acts as an energy source of oscillation.

From the perspective of energetics or thermodynamics, as emphasized in Ref. [11], it is useful to regard the mathematical limit cycle as representing a “thermodynamic cycle” in which the thermodynamic state of the system varies in time but repeats over a cycle after a finite period. This requires an active non-conservative force (effectively the anti-damping) as well as a load (the nonlinear damping) in the dynamical system. This aspect of self-oscillation has been successfully utilized to revisit the concept of thermodynamic heat engine in a solar cell[29] and in electron shuttle[30], a model nanoscale system.

Two traditional celebrated paradigms of self-excited oscillators are Van der Pol oscillator[2, 7, 31] and Rayleigh oscillator[2, 32, 33]. It has been shown [18, 27, 33, 34] that for a wide class of kinetic models describing biological and chemical oscillations in two-dimensional phase space variables can be cast in the form of either Rayleigh or Van der Pol oscillator or any of their generalizations[5, 18, 27, 33, 34, 35, 36, 37, 38]. Both the oscillators, however, can be subsumed into a common form, i.e., Liénard–Levinson–Smith(LLS) oscillator[5, 18, 27, 33, 34, 35, 36, 37, 38], so that they can be viewed as the two special cases[34] of LLS system. While the standard Rayleigh or Van der Pol oscillator allows single limit cycle, because of polynomial nature of nonlinear damping force and restoring force functions, LLS system exhibits multi-rhythmicity[39, 40], i.e., one observes the co-existence of multiple limit cycles in the dynamical system. In some biological systems nature utilizes this multi-rhythmicity as models of regulation and in various auto-organisation of cell signalling[4, 39, 40, 41, 42]. In a related issue a bi-rhythmic model for glycolytic oscillation was proposed by Decorly and Goldbeter[43]. The coupling of two cellular oscillations[40] also leads to multi-rhythmicity. By extending Van der Pol oscillator Kaiser had suggested a bi-rhythmic model[19, 20] which has subsequently been used in several occasions[21, 22, 23, 24, 25, 44].

In spite of several interesting studies in different contexts as mentioned above, a systematic procedure for constructing a multi-rhythmic model with a desired number of limit cycles is still lacking. Two problems must be clearly distinguished at this juncture. The first one concerns of finding out the maximum number of limit cycles possible for a LLS system. The problem has been addressed in Ref. [45, 46, 47] and also by us[34]. The second one, our focal theme in this paper is to systematically construct a minimal model with a desired number of limit cycles starting from a LLS system with a single limit cycle. The essential elements for this design is to choose the appropriate forms of polynomial damping and the restoring force functions. A scheme for critical estimation of the associated parameters for the polynomial functions and a smallness parameter is a necessary requirement. This non-trivial systematization of parameter space allows us to construct the higher order variants of both Van der Pol and Rayleigh oscillators with three, five and higher number of limit cycles. As illustration, we have proposed two cases of Van der Pol family; first one concerns five limit cycles of which three are stable and two are unstable dividing the basins of attractions. Second one is an alternative version of the bi-rhythmic Kaiser system[19, 20]. We have also proposed the bi- and tri-rhythmic models for the Rayleigh family of oscillators which are hitherto unknown to the best of our knowledge in the context of nonlinear oscillators. Our analysis shows while the mono-rhythmic Rayleigh and Van der Pol oscillators are unique, their bi- or tri-rhythmic or higher order variants may assume different forms depending on the nature of the polynomial functions. Our theoretical analysis is corroborated by detailed numerical simulations.

2. Polynomial damping and restoring force functions for Liénard–Levinson–Smith system; number of limit cycles

We begin with a class of LLS equation of the following form

$$\ddot{\xi} + F(\xi, \dot{\xi})\dot{\xi} + G(\xi) = 0, \quad (1)$$

where, $F(\xi, \dot{\xi})$ and $G(\xi)$ being the polynomial functions as given by

$$\begin{aligned} F(\xi, \dot{\xi}) &= -[A_{01} + \sum_{n>0} A_{n1}\xi^n + \sum_{n\geq 0} \sum_{m>1} A_{nm}\xi^n \dot{\xi}^{m-1}], \\ G(\xi) &= -[A_{10} + \sum_{n>1} A_{n0}\xi^{n-1}]\xi. \end{aligned} \quad (2)$$

They refer to the nonlinear damping and force functions, respectively. Depending on the several conditions[5, 27, 35, 36, 37]on F and G for the existence of at least one locally stable limit cycle for dynamical model, the following two cases can appear:

I : When $A_{nm} = 0$, $n \geq 2, \forall m$, the above form of Eq. (1) takes the form,

$$\ddot{\xi} + F_R(\dot{\xi})\dot{\xi} + G_R(\xi)\xi = 0, \quad (3)$$

where,

$$F_R(\dot{\xi}) = -[A_{01} + \sum_{m>1} A_{0m}\dot{\xi}^{m-1}], \quad G_R(\xi) = -[A_{10} + \sum_{m>0} A_{1m}\xi^m], \quad (4)$$

with the steady state ($\xi_s = 0$) for a restoring force which is linear in ξ . It is a form of generalised Rayleigh oscillator[33] where the condition of limit cycle reduces to, $F_R(0) < 0$. One can have $F_R(\dot{\xi}) = \epsilon(\dot{\xi}^2 - 1)$ and $G_R(\xi) = 1$ for the special case of Rayleigh oscillator.

II : When $A_{nm} = 0$, $m \geq 2, \forall n$, gives a Liénard equation with the steady state ($\xi_s = 0$). The oscillator form can be written as

$$\ddot{\xi} + F_L(\xi)\dot{\xi} + G_L(\xi) = 0, \quad (5)$$

with,

$$F_L(\xi) = -[A_{01} + \sum_{n>0} A_{n1}\xi^n], \quad G_L(\xi) = -[A_{10} + \sum_{n>1} A_{n0}\xi^{n-1}]\xi, \quad (6)$$

where the condition of limit cycle is $F_L(0) < 0$. It is to be noted that for a Liénard system $F_L(\xi)$ and $G_L(\xi)$ are even and odd functions of ξ , respectively. With the special case of Van der Pol oscillator we have $F_L(\xi) = \epsilon(\xi^2 - 1)$ and $G_L(\xi) = \xi$.

Eq. (1) is the starting point of our analysis. In a recent communication it has been shown that by implementing Krylov-Bogolyubov method [6, 7, 31, 34, 48] one can estimate the maximum number of limit cycles admissible by a dynamical system. Here the basic idea is to introduce the scaled time $\omega t \rightarrow \tau$ and the transformed variables $\xi \rightarrow Z, \dot{\xi} \rightarrow \omega \dot{Z}$ so that $Z(\tau)$ and $\dot{Z}(\tau)$ can be expressed as $Z(\tau) \approx r(\tau) \cos(\tau + \phi(\tau))$ and $\dot{Z}(\tau) \approx -r(\tau) \sin(\tau + \phi(\tau))$. Krylov-Bogolyubov averages leads us to the equations for average amplitude \bar{r} and average

phase $\bar{\phi}$. To proceed further we first terminate the series upto the value, M, N , as the highest power of $\dot{\xi}$ and ξ , respectively. For an amplitude equation we take $M = N$ upto 3. It covers all possible even and odd functions of $F(\xi, \dot{\xi})$ and $G(\xi)$, respectively. Such forms of $F(\xi, \dot{\xi})$ and $G(\xi)$ are reduced to the forms given below,

$$\begin{aligned} F(\xi, \dot{\xi}) &= -[A_{01} + A_{11}\xi + A_{21}\xi^2 + A_{31}\xi^3 + A_{02}\dot{\xi} + A_{12}\xi\dot{\xi} + A_{22}\xi^2\dot{\xi} + A_{32}\xi^3\dot{\xi} \\ &\quad + A_{03}\dot{\xi}^2 + A_{13}\xi\dot{\xi}^2 + A_{23}\xi^2\dot{\xi}^2 + A_{33}\xi^3\dot{\xi}^2], \\ G(\xi) &= -[A_{10}\xi + A_{20}\xi^2 + A_{30}\xi^3]. \end{aligned} \quad (7)$$

Abbreviating $|F(0, 0)| = \sigma \in \mathbb{R}^+$, with $F(\xi, \dot{\xi}) = \sigma F_\sigma(\xi, \dot{\xi})$, the LLS equation after rescaling can be rewritten as

$$\ddot{Z}(\tau) + \epsilon h(Z(\tau), \dot{Z}(\tau)) + Z(\tau) = 0, \quad (8)$$

where, $0 < \epsilon = \frac{\sigma}{\omega^2} \ll 1$, $\omega^2 = -A_{10} > 0$ and $Z(\tau) \equiv \xi(t)$ with $\omega\dot{Z}(\tau) \equiv \dot{\xi}(t)$ and h can be expressed as

$$h(Z, \dot{Z}) = - \left[\{H_1 + H_2 + H_3\}\omega\dot{Z} + B_{20}Z^2 + B_{30}Z^3 \right], \quad (9)$$

where, $H_1 = B_{01} + B_{11}Z + B_{21}Z^2 + B_{31}Z^3$, $H_2 = B_{02}\omega\dot{Z} + B_{12}Z\omega\dot{Z} + B_{22}Z^2\omega\dot{Z} + B_{32}Z^3\omega\dot{Z}$, $H_3 = B_{03}\omega^2\dot{Z}^2 + B_{13}Z\omega^2\dot{Z}^2 + B_{23}Z^2\omega^2\dot{Z}^2 + B_{33}Z^3\omega^2\dot{Z}^2$ and $B_{ij} = \frac{A_{ij}}{\sigma}$, $i, j = 0, 1, 2, 3$ are the corresponding indices with $B_{0,0} = 0$ and B_{01} takes the values $(-1, 0, 1)$ depending on the property of the fixed point (asymptotically stable, center, limit cycle), respectively. Krylov-Bogolyubov averaging yields the following amplitude and phase equations,

$$\begin{aligned} \dot{\bar{r}} &= \frac{\epsilon\omega\bar{r}}{16} \{ \bar{r}^2 (B_{23}\bar{r}^2\omega^2 + 6B_{03}\omega^2 + 2B_{21}) + 8B_{01} \} + O(\epsilon^2), \\ \dot{\bar{\phi}} &= -\frac{\epsilon\bar{r}^2}{16} (B_{32}\bar{r}^2\omega^2 + 2B_{12}\omega^2 + 6B_{30}) + O(\epsilon^2). \end{aligned} \quad (10)$$

A close scrutiny reveals that the effect on \bar{r} arises only in terms of the even coefficients of $F(\xi, \dot{\xi})$ in first order approximation. Again, only odd polynomial $G(\xi)$ plays a role in phase equation. One thus finds at most four non-zero values of \bar{r} having three distinct possibilities: (a) two sets of complex conjugate roots with asymptotically stable solution, (b) one pair of complex conjugate roots along with two real roots of equal magnitude having opposite sign giving a limit cycle solution and (c) either four real roots of equal magnitude of double multiplicity with opposite sign gives a limit cycle solution or two different sets of real roots of equal magnitude having opposite sign will provide limit cycle solutions of different radius.

The roots of \bar{r} with unique zero value gives a center [38, 49]. The stability of the cycles thus can be examined by the *-ve* or *+ve* sign of $\frac{d\bar{r}}{d\bar{r}}|_{\bar{r}=\bar{r}_{ss}}$ where $\frac{d\bar{r}}{d\bar{r}}|_{\bar{r}=\bar{r}_{ss}=0} > 0$ or < 0 which determines the nature of the fixed point. Note that the limit cycle condition, $F(0, 0) < 0$ fails to give any clue about the number of limit cycles a system can admit. According to the root finding algorithm one can guess the maximum number of limit cycles of a LLS system [34, 45, 46].

On a more general footing we have three possible combinations for having the maximum number of limit cycles or distinct non-zero real roots, which are given below:

Case-I : For both even or odd N and M there exist maximum $\frac{N+M}{2} - 1$ limit cycles.

Case-II : For even N and odd M there exist maximum $\frac{N+M-1}{2}$ limit cycles.

Case-III : For odd N and even M there exist maximum $\frac{N+M-3}{2}$ limit cycles.

Determination of maximum number of possible limit cycles does not necessarily ensure the explicit functional form of the polynomials for damping and restoring forces, since the magnitude of the coefficients remain unknown. An important step in this direction is the systematic estimation of the parameter values or the coefficients of the polynomials for practical realisation of the oscillator with multiple limit cycles. In the next two sections we proceed to deal with this issue.

3. On the generalisation of single-cycle oscillator to multi-cycle cases

We now introduce the models for multi-cycle cases for Van der Pol and Rayleigh family of oscillators for k -cycles. In view of the above approach, we begin examining some physical models by classifying them according to single, two, three and k cycles for both families of oscillators which are available in the literature. The connection is discussed for the general model system with reference to the polynomial form of damping and restoring forces.

3.1. Van der Pol family of cycles

For Van der Pol family of oscillators with k -cycles[8, 50, 51] the equation in the LLS form is

$$\ddot{x} + (a_1 + a_2x + \dots + a_{2k+1}x^{2k})\dot{x} + x = 0. \quad (11)$$

Considering the special case of Van der Pol oscillator developed by equation, $\ddot{x} + \epsilon(x^2 - 1)\dot{x} + x = 0$ for weak nonlinearity with $0 < \epsilon \ll 1$, we obtain a stable limit cycle with $F(0,0) < 0$. By referring to the earlier case-II as considered in the last section we have $N = 2$ and $M = 1$, which gives a unique stable limit cycle.

Two cycle cases are relatively rare. We rewrite the Liénard equation in the standard form as, $x(t) = y(t) - F(x(t))$, $y(t) = -x(t)$ with $F(x(t))$ being an odd polynomial. Subsequently we have, $\ddot{x} + F'(x)\dot{x} + x = 0$ with $F'(x) = \frac{\partial F(x)}{\partial x}$ which now becomes an even polynomial. For $F(x) = a_1x + a_2x^2 + a_3x^3$, it has been shown[8, 50, 51, 52] that the system has a unique limit cycle if $a_1a_3 < 0$, which will be stable if $a_1 < 0$ and unstable if $a_1 > 0$. It corresponds to case-II for $N = 2, M = 1$. It is further extended by Rychkov[53] and showed that for $F(x) = (a_1x + a_3x^3 + a_5x^5)$ the number of limit cycles is at most two. This observation corroborates with the numerical simulation when $F(x)$ is chosen[8, 50, 51, 52] as, $F(x) = 0.32x^5 - \frac{4}{3}x^3 + 0.8x$. Here the inner limit cycle is an unstable one as $F(0,0) = 0.8 > 0$ but the outer one is stable. This correspond to case-II with $N = 4$ and $M = 1$.

Extended Van der Pol oscillator for three cycle case is coined by Kaiser[19, 20, 21, 22, 23, 54] which is described as bi-rhythmicity, having the form,

$$\ddot{x} - \mu(1 - x^2 + \alpha x^4 - \beta x^6)\dot{x} + x = 0. \quad (12)$$

Here the parameters $\alpha, \beta, \mu > 0$ of the model provides an extremely rich variety of bifurcation phenomena and it exhibits bi-rhythmicity. The model allows three limit cycles with two stable cycle and in between the two stable limit cycles there will be an unstable one dividing the basins of attraction. In presence of an external electric field for the driven Kaiser model, the system shows some interesting phenomena[19, 20, 21, 22, 23, 54]. This model corresponds to the case-II with $N = 6$ and $M = 1$. Therefore six roots may arise from the amplitude equation for $\mu > 0$ and the controlling parameters, (α, β) have to be chosen from the zone of three limit cycles. Furthermore for $\beta = 0$, the undriven Kaiser model with $\alpha = 0.1$ gives two limit cycles of which the smaller one will be stable and the larger one will be unstable. For LLS system, Blows and Lloyd[8, 50] have showed that, $\dot{x} = y - F(x), \dot{y} = -g(x)$ with $g(x) = x$ and $F(x) = a_1x + a_2x^2 + \dots + a_{2k+1}x^{2k+1}$ has at most k limit cycles for the cases where the coefficients, $a_1, a_3, \dots, a_{2k+1}$ alternates in sign. This corresponds to the case for $N = 2k$ and $M = 1$ as the condition of at most k limit cycles.

3.2. Rayleigh family of cycles

For Rayleigh family of oscillators with k-cycles[55] the equation may be written in LLS form as ,

$$\ddot{x} - (\mu_1 + \mu_2\dot{x} + \mu_3\dot{x}^2 + \dots + \mu_{2k}\dot{x}^{2k-1} + \mu_{2k+1}\dot{x}^{2k})\dot{x} + x = 0, \quad (13)$$

Furthermore, considering the special case of ordinary Rayleigh oscillator[32, 33],

$$\ddot{x} + (\eta_1\dot{x}^2 - \eta_2)\dot{x} + \omega^2x = 0, \quad \eta_1, \eta_2, \omega > 0,$$

one obtains an unique stable limit cycle for $\eta_2 > 0$. It corresponds to the case-I with $N = 1$ and $M = 3$.

Multiple limit cycles[8, 52, 55] *in Rayleigh family are not known in literature.* Gaiko[55] has shown through geometrical approach that for a Liénard-type system having the form of Eq. (13), one can have at most k limit cycles iff $\mu_1 > 0$ and *no physical example is available.* This result[55] is nicely matched[34] and for any value of $k \in \mathbb{Z}$ it corresponds to the odd-odd subcase (see case-I) with $M = 2k + 1$ and $N = 1$ which subsequently gives the at most $\frac{N+M}{2} - 1 = k$ number of cycles.

4. Construction of new families of Van der Pol and Rayleigh oscillators with multiple limit cycles

Having discussed the bi-rhythmic Van der Pol oscillator, i.e, the Kaiser model, we now explore tri-rhythmic cases as further generalizations. We begin with alternative generalisation of Van der Pol system for bi-rhythmic and tri-rhythmic cases with higher powers of velocity variables. Similarly, bi-rhythmic and tri-rhythmic models are worked out for the family of Rayleigh oscillator.

4.1. Van der Pol family of oscillators

4.1.1. Generalisation of Van der Pol system; three stable limit cycles

We return to LLS oscillator and extend the Kaiser model by keeping a proper combination of N and M for case-II and an alternate sign condition on the coefficients of polynomial[8, 50].

An extended model beyond Kaiser that includes one more stable limit cycle can be written as,

$$\ddot{x} - \mu(1 - x^2 + \alpha x^4 - \beta x^6 + \gamma x^8 - \delta x^{10})\dot{x} + x = 0, \quad 0 < \mu \ll 1. \quad (14)$$

Here μ is the Hopf bifurcation parameter as in Van der Pol model with the system parameters, $\alpha, \beta, \gamma, \delta > 0$. According to case-II the maximum number of limit cycles the system can give is $\frac{10+1-1}{2} = 5$. Further extension of Kaiser model leaving the parameter space (α, β) remain unchanged, we find the parameter space for (γ, δ) which admits of three stable limit cycles. The associated amplitude equation for Eq. (14), is given by,

$$\dot{\bar{r}} = \frac{\bar{r}\mu}{1024} (-21\delta\bar{r}^{10} + 28\gamma\bar{r}^8 - 40\beta\bar{r}^6 + 64\alpha\bar{r}^4 - 128\bar{r}^2 + 512). \quad (15)$$

For $\gamma = \delta = 0$ amplitude equation reduces to that for Kaiser model. The corresponding parameter space for (α, β) and phase portrait of bi-rhythmicity (having amplitudes $\bar{r}_{ss} = 2.63902, 3.96164$ and 4.83953) of Kaiser model are shown in Fig. 1.

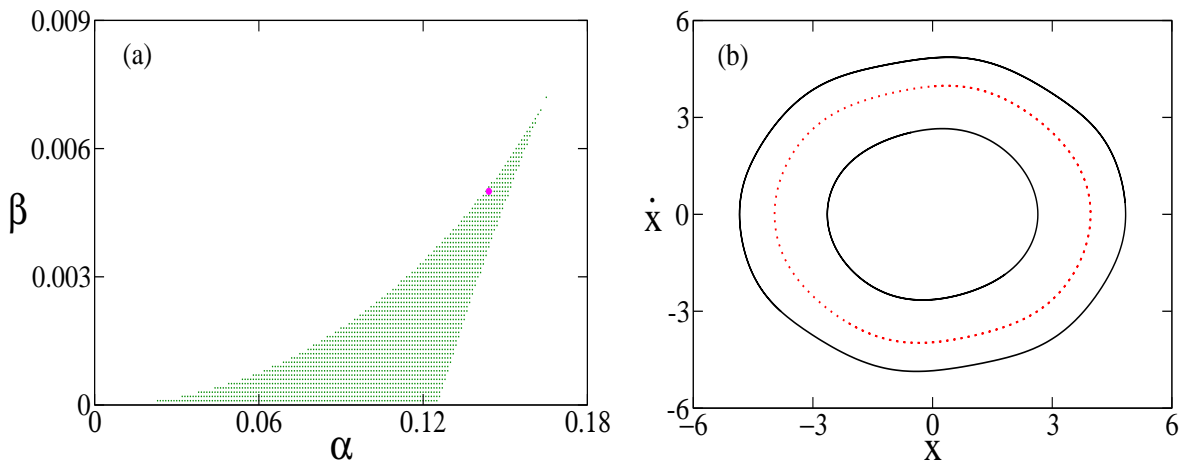


Figure 1: *Bi-rhythmic Van der Pol or Kaiser model* (Eq. 14 ; $\gamma = \delta = 0$ with $\mu = 0.1$). Subplot (a) represents the bi-rhythmic parameter space for (α, β) and (b) refer to the corresponding phase space plot showing the location of the stable limit cycles (black, continuous) along with an unstable limit cycle (red, dotted) for the parameters values, $\alpha = 0.144$ and $\beta = 0.005$ (magenta dot in subplot a).

To realize tri-rhythmicity in Van der Pol system we search for the specific region of (γ, δ) for a chosen set of values of (α, β) corresponding to the bi-rhythmic space at $(\alpha = 0.144, \beta = 0.005)$, respectively. By solving Eq. (15) for the five distinct real roots, one obtains the region as shown in Fig. 2(a). As no direct simple method is available for an equation with degree higher than 3, we take resort to numerical simulation using higher order root finding algorithm in Mathematica as the amplitude equation is a polynomial in \bar{r} of degree 11 which can be reduced to degree 6, where one root is zero and other non-zero roots appear in conjugate pairs.

Now, for γ and δ from the region in Fig. 2(a), we obtain five distinct magnitudes of non zero real roots of Eq. (15). The number of limit cycles can be obtained from the magnitude

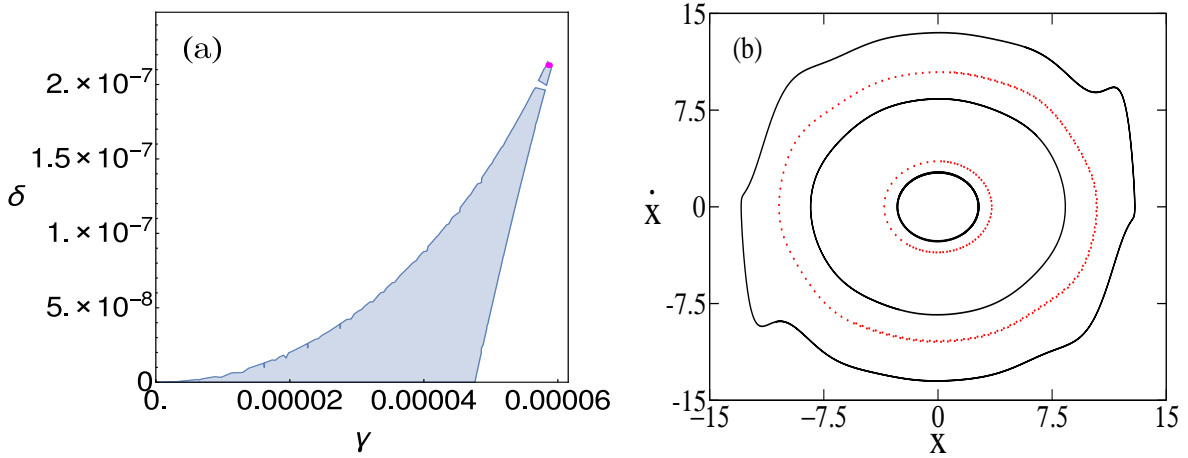


Figure 2: *Tri-rhythmic Van der Pol model* (Eq. 14 ; $\mu = 0.01$). Subplot (a) represents the tri-rhythmic parameter space of (γ, δ) and (b) refer to the corresponding phase space plot of five concentric limit cycles among them three are stable (black, continuous) and remaining two are unstable (red, dotted) for the parameter values $\alpha = 0.144$, $\beta = 0.005$, $\gamma = 0.00005862$ and $\delta = 2.13 \times 10^{-7}$ (magenta dots in subplot a and Fig. 1a).

of the radii. The unique zero value as a root provides the location of the fixed point as well as the stability of the fixed point of the system. For $\gamma = 0.00005862$ and $\delta = 2.13 \times 10^{-7}$, it gives $\bar{r}_{ss} = 0, 2.66673, 3.53498, 8.3682, 10.4793, 12.9421$. The stability of the corresponding cycles can be determined by the signs of the real parts of the eigenvalues appearing in the respective order as $(-, +, -, +, -)$ for $\bar{r}_{ss} = 2.66673, 3.53498, 8.3682, 10.4793, 12.9421$. This implies that the cycles are in the order of stable, unstable, stable, unstable, stable, respectively. The unique fixed point $\bar{r}_{ss} = 0$ (i.e., the origin) is unstable as $\frac{d\bar{r}}{d\bar{r}}|_{\bar{r}_{ss}=0} > 0$. The phase space plot of Fig. 2(b) corresponds to the stable cycles (black, continuous) along with unstable cycles (red, dotted). One has to set μ is very small[8, 50] as much as possible to get nearly a circular orbit.

4.1.2. Another generalization of Van der Pol system: three stable limit cycles

We now examine the LLS oscillator model to suggest an alternative extension of Van der Pol model, where the damping part contains \dot{x}^3 instead of \dot{x} as follows,

$$\ddot{x} - \mu(1 - x^2 + \alpha x^4 - \beta x^6 + \gamma x^8 - \delta x^{10})\dot{x}^3 + x = 0, \quad 0 < \mu \ll 1; \quad \alpha, \beta, \gamma, \delta > 0. \quad (16)$$

This corresponds to case-II, $N = 10$ and $M = 3$; therefore the system can have atmost $\frac{10+3-1}{2} = 6$ limit cycles. The numerical examination however, reveals that the actual number is 5. The justification is provided below. The corresponding amplitude equation takes the form,

$$\dot{\bar{r}} = \frac{\bar{r}^3 \mu}{2048} (-9\delta \bar{r}^{10} + 14\gamma \bar{r}^8 - 24\beta \bar{r}^6 + 48\alpha \bar{r}^4 - 128\bar{r}^2 + 768). \quad (17)$$

Now, to have a complete knowledge of the full parameter space for tri-rhythmicity for $(\alpha, \beta, \gamma, \delta)$ —at first we have to fix $\gamma = \delta = 0$, as in the previous case. This is a generically

distinct kind of variant of Kaiser model having three limit cycles. This type of bi-rhythmic oscillator is not known in the literature. For $\gamma = \delta = 0$, case-II gives the maximum number of limit cycles 4, but amplitude equation (17) says that it has at most three non-zero roots of distinct magnitudes and the zero root has multiplicity three. The bi-rhythmic parameter zone and the phase space plot for $\gamma = \delta = 0$ are given in Fig. 3.

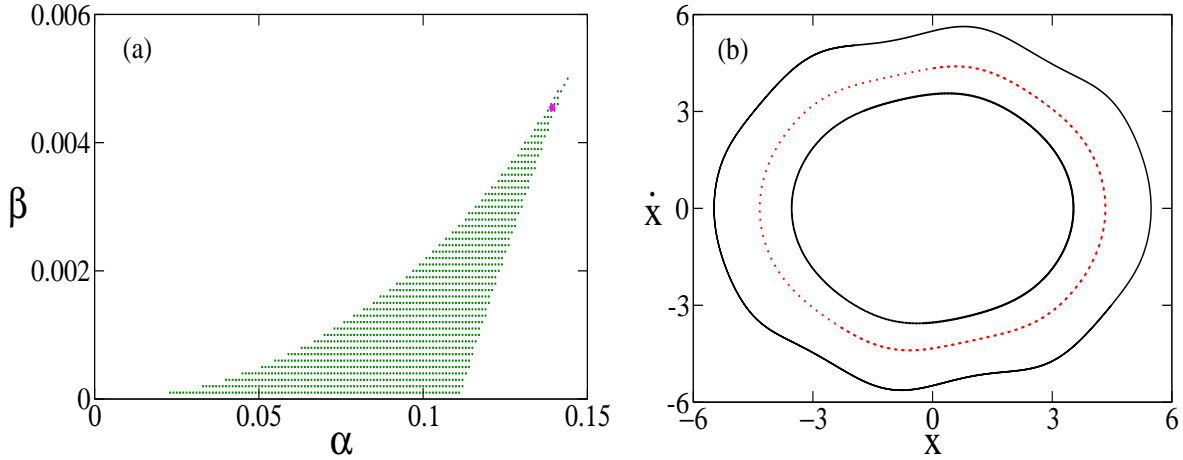


Figure 3: A generalisation of bi-rhythmic Van der Pol oscillator (Eq. 16 ; $\gamma = 0 = \delta$ with $\mu = 0.01$). Subplot (a) represents the bi-rhythmic parameter space for (α, β) and (b) refer to the corresponding phase space plot showing the location of the stable limit cycles (black, continuous) along with the unstable limit cycle (red, dotted) for the parameters values, $\alpha = 0.139317$ and $\beta = 0.00454603$ (magenta dot in subplot a).

Now, for $\alpha = 0.139317$ and $\beta = 0.00454603$, one must have three non-zero values of $\bar{r}_{ss} = 3.53297, 4.33345, 5.48006$. The zero value of \bar{r}_{ss} has multiplicity 3 which is basically a neutral fixed point but is unstable in nature. The stability of the cycles is given in an outward sequence as stable, unstable and stable, respectively.

Now, to find the region of (γ, δ) in 2-D space, we first fix the parameters at $\alpha = 0.139317$ and $\beta = 0.00454603$. Eq. (17) is then solved to provide five distinct real roots. The parameter region for (γ, δ) is given in Fig. 4(a). For fixed values of $\gamma = 0.00002402$ and $\delta = 3.058 \times 10^{-8}$ —the distinct roots of \bar{r}_{ss} are 0 (of multiplicity 3), 3.75166, 3.80059, 6.63736, 20.9299, 26.6688 and the non zero values are the radii of the cycles having the stability in outward sequence as: stable, unstable, stable, unstable, stable, respectively. The respective phase space portrait is given in Fig. 4(b).

4.2. Rayleigh family of oscillators

4.2.1. Bi-rhythmic Rayleigh: three stable limit cycles

Here we consider an extension for Rayleigh oscillator model as a LLS system. The model can be written as,

$$\ddot{x} - \mu(1 - \dot{x}^2 + \alpha \dot{x}^4 - \beta \dot{x}^6 + \gamma \dot{x}^8 - \delta \dot{x}^{10})\dot{x} + x = 0, \quad 0 < \mu \ll 1; \quad \alpha, \beta, \gamma, \delta > 0. \quad (18)$$

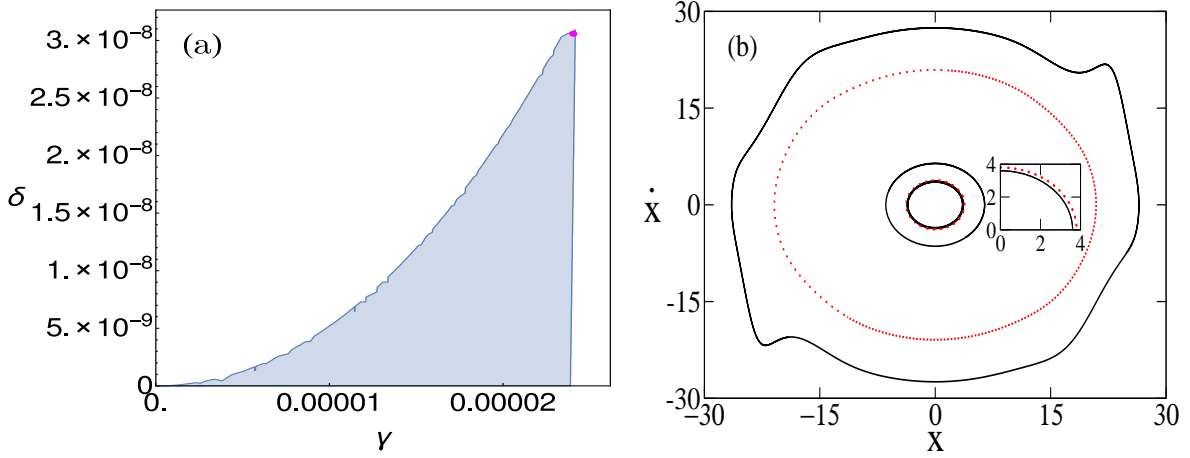


Figure 4: *Alternate generalisation of tri-rhythmic Van der Pol oscillator* (Eq. 16 ; $\mu = 0.0000001$). Subplot (a) represents the tri-rhythmic parameter space of (γ, δ) and (b) refer to the corresponding phase space plot of five concentric limit cycles among them three are stable (black, continuous) and two are unstable (red, dotted) for the parameter values $\alpha = 0.139317$, $\beta = 0.00454603$, $\gamma = 0.00002402$ and $\delta = 3.058 \times 10^{-8}$ (magenta dots in subplot a and Fig. 3a). The inset in subplot (b) zooms the gap between the first stable and unstable limit cycles in the outward direction.

Corresponding to case-I, we have $N = 1$ and $M = 11$ and accordingly the system can have at most $\frac{11+1-2}{2} = 5$ limit cycles. The amplitude equation takes the form,

$$\dot{\bar{r}} = \frac{\bar{r}\mu}{1024} (-231\delta\bar{r}^{10} + 252\gamma\bar{r}^8 - 280\beta\bar{r}^6 + 320\alpha\bar{r}^4 - 384\bar{r}^2 + 512). \quad (19)$$

Proceeding as in the previous case we see that for $\gamma = \delta = 0$ the maximum number of limit cycles is 3 having the bi-rhythmic parameter region (α, β) as given in Fig. 5(a). The corresponding phase portrait is shown in Fig. 5(b) with amplitudes $\bar{r}_{ss} = 1.69091, 2.03334$ and 2.51274 .

For searching the region of (γ, δ) in 2-D space, (α, β) is fixed at $(0.285272, 0.0244993)$. The parameter space (γ, δ) is shown in Fig. 6(a). The phase portrait in Fig. 6(b) shows the tri-rhythmicity for $\gamma = 0.0002544$ and $\delta = 6.62 \times 10^{-7}$. The amplitudes for the tri-rhythmic Rayleigh oscillator, are , $\bar{r}_{ss} = 1.77779, 1.82091, 2.86779, 12.5239$ and 15.7377 —are in the same outward sequence i.e. stable, unstable, stable, unstable and stable.

4.2.2. Alternative form of extended Rayleigh model: three stable limit cycles

Here we consider another LLS oscillator system as an alternative form of the extended Rayleigh oscillator model with $N = 1$ and $M = 13$. The model can be written as,

$$\ddot{x} - \mu(1 - \dot{x}^2 + \alpha\dot{x}^4 - \beta\dot{x}^6 + \gamma\dot{x}^8 - \delta\dot{x}^{10})\dot{x}^3 + x = 0, \quad 0 < \mu \ll 1; \alpha, \beta, \gamma, \delta > 0. \quad (20)$$

As per case-I, the system has at most $\frac{13+1-2}{2} = 6$ cycles and the corresponding amplitude equation takes the form,

$$\dot{\bar{r}} = \frac{\mu\bar{r}^3}{2048} (-429\delta\bar{r}^{10} + 462\gamma\bar{r}^8 - 504\beta\bar{r}^6 + 560\alpha\bar{r}^4 - 640\bar{r}^2 + 768). \quad (21)$$

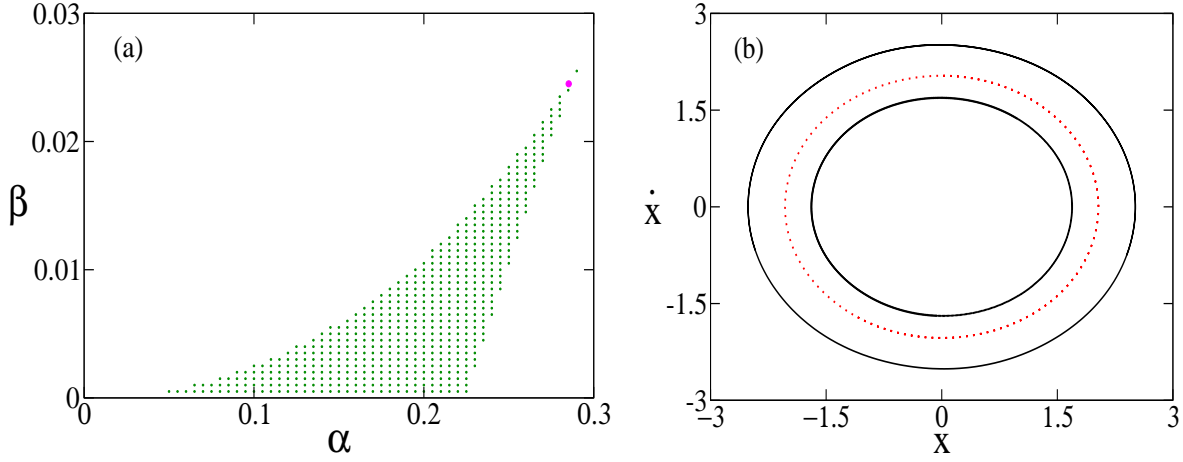


Figure 5: *Bi-rhythmic Rayleigh oscillator* (Eq. 18 ; $\gamma = 0 = \delta$ with $\mu = 0.1$). Subplot (a) represents the bi-rhythmic parameter space for (α, β) and (b) refer to the corresponding phase space plot showing the location of the stable limit cycles (black, continuous) along with an unstable limit cycle (red, dotted) for the parameters values, $\alpha = 0.285272$ and $\beta = 0.0244993$ (magenta dot in subplot a).

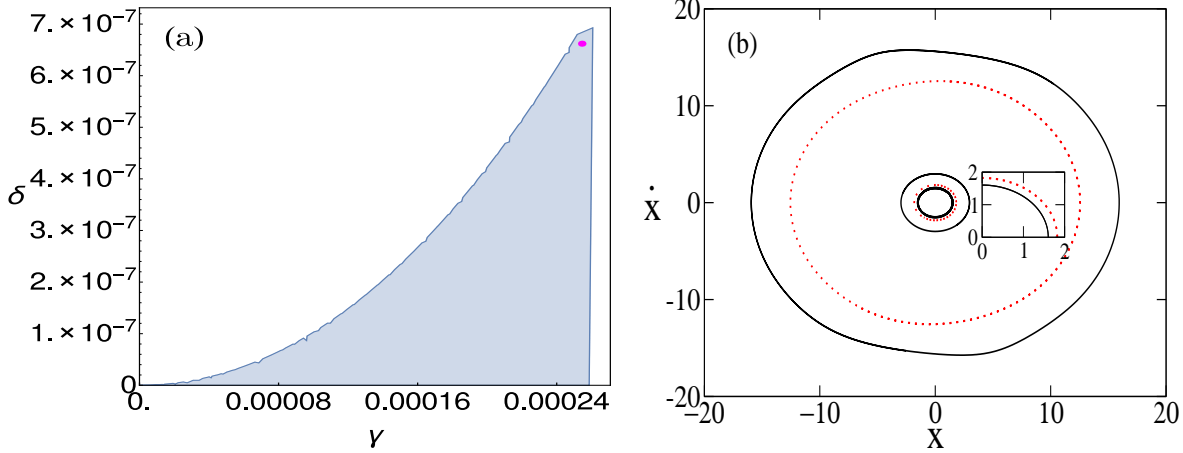


Figure 6: *Tri-rhythmic Rayleigh oscillator* (Eq. 18 ; $\mu = 0.00001$). Subplot (a) represents the tri-rhythmic parameter space of (γ, δ) and (b) refer to the corresponding phase space plot of five concentric limit cycles among them three are stable (black, continuous) and two are unstable (red, dotted) for the parameter values $\alpha = 0.285272$, $\beta = 0.0244993$, $\gamma = 0.0002544$ and $\delta = 6.62 \times 10^{-7}$ (magenta dots in subplot a and Fig. 5a). The inset in subplot (b) zooms the gap between the first stable and unstable limit cycles in the outward direction.

For $\gamma = \delta = 0$ we have at most 3 limit cycles having the bi-rhythmic parameter region for (α, β) as shown in Fig. 7(a). The corresponding phase portrait is given in Fig. 7(b). Here, for the above bi-rhythmic Rayleigh oscillator the amplitudes will take the values, $\bar{r}_{ss} = 1.5775, 1.90947$ and 2.52202 .

The parameter space of (γ, δ) in 2-D space for a fixed $\alpha = 0.296930$ and $\beta = 0.0264040$,

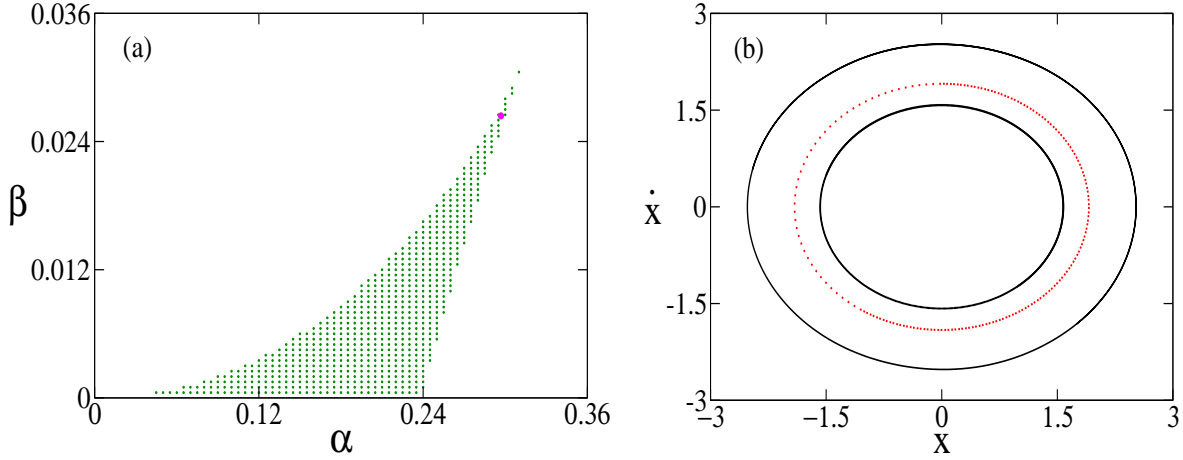


Figure 7: *Alternate generalisation of Rayleigh oscillator for Bi-rhythmicity* (Eq. 20 ; $\gamma = 0 = \delta$ with $\mu = 0.01$). Subplot (a) represents the bi-rhythmic parameter space for (α, β) and (b) refer to the corresponding phase space plot showing the location of the stable limit cycles (black, continuous) along with an unstable limit cycle (red, dotted) for the parameters values, $\alpha = 0.296930$ and $\beta = 0.0264040$ (magenta dot in subplot a).

is shown in Fig. 8(a) and Fig. 8(b) shows the corresponding tri-rhythmic phase portrait at a fixed values (γ, δ) i.e., $\gamma = 0.0004334$ and $\delta = 1.815 \times 10^{-6}$. The amplitudes of Eq. (21) will be the non zero steady states values of \bar{r}_{ss} i.e., 1.66034, 1.70743, 3.0214, 9.27171 and 12.5056, which are in the same stability sequence as in previous.

By making use of this approach we have demonstrated the parameter spaces for bi-rhythmicity and tri-rhythmicity for Rayleigh and Van der Pol cases. The structure of the stable and unstable concentric multiple limit cycles are described in terms of corresponding radial equations. The scheme also covers the alternate generalizations of bi-rhythmic and tri-rhythmic Rayleigh and Van der Pol families of oscillators.

For the alternate cases (i.e., Eq. 16 and Eq. 20), both the families of oscillators it appears that $F(0,0) = 0$ which is a condition for center[38]. However, both of the families have at least one stable limit cycle which can be checked from the amplitude equation, giving a nonzero radius. It can be resolved if we consider a small neighbourhood of $(0,0)$, say, (δ_1, δ_2) where $F(\delta_1, \delta_2)_{(\delta_1, \delta_2) \rightarrow (0,0)} < 0$.

5. Summary, discussions and conclusions

Based on a general scheme of counting limit cycles of a given LLS equation we have proposed a recipe for systematically designing models of multi-rhythmicity. We note the basic tenets of the scheme stepwise as follows;

Step-I: Given that the number of desired limit cycles is k , we may partition k into N and M such that $k = \left(\frac{N+M}{2} - 1\right)$ for Case-I; $k = \left(\frac{N+M-1}{2}\right)$ for Case-II and $k = \left(\frac{N+M-3}{2}\right)$ for Case-III taking care of even and odd nature of N and M as appropriate for Van der Pol or Rayleigh families of oscillators, M and N being the highest power of velocity $\dot{\xi}$ and position

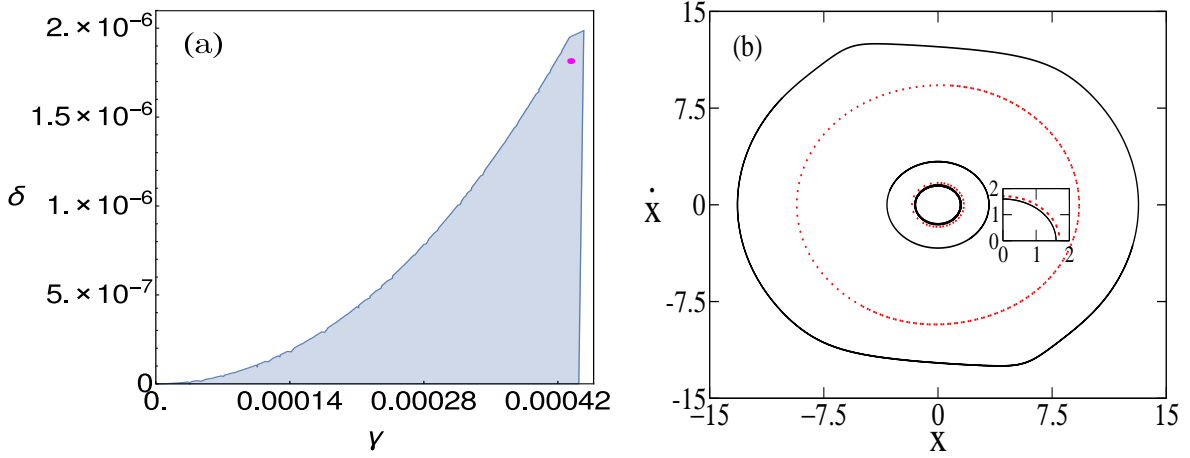


Figure 8: *Alternate generalisation of Rayleigh oscillator for tri-rhythmicity* (Eq. 20 ; $\mu = 0.0000005$). Subplot (a) represents the tri-rhythmic parameter space of (γ, δ) and (b) refer to the corresponding phase space plot of five concentric limit cycles among them three are stable (black, continuous) and two are unstable (red, dotted) for the parameter values $\alpha = 0.296930$, $\beta = 0.0264040$, $\gamma = 0.0004334$ and $\delta = 1.815 \times 10^{-6}$ (magenta dots in subplot a and Fig. 7a). The inset in subplot (b) zooms the gap between the first stable and unstable limit cycles in the outward direction.

ξ , respectively for the damping function $F(\xi, \dot{\xi})$ and force function $G(\xi)$.

Step-II: Once N and M are fixed we need to construct the polynomials for damping functions taking care of alternative signs and polynomial for the force function.

Step-III: To fix the coefficients of the polynomials we first consider the lowest order polynomial functions that determine the mono or bi-rhythmic model. By choosing a point in the two dimensional parameter space for the specific nonzero values of the coefficients for the models with high multi-rhythmicity are switched on. For example, as in sec. 4.1, we choose one point from $\alpha - \beta$ parameter space for bi-rhythmic model and then proceed to construct $\gamma - \delta$ space (for a fixed α, β) for the model of tri-rhythmicity. The procedure may be repeated for higher order variants.

Step-IV: A smallness parameter (μ as in Eq. 14) can be introduced in the damping term which can be suitably tuned for numerical realisation of the high order limit cycles.

In the table we have summarised several cases of oscillators belonging to Van der Pol and Rayleigh families of oscillators. In terms of the polynomial form of the damping and forcing functions of phase space variables the average amplitude and phase equations can be derived to obtain the maximum possible number of limit cycles of a dynamical system. It is verified that for a LLS system depending on the values of N and M which are the maximum degree of the polynomials for damping and restoring forces, respectively, the number of limit cycles can be at most $\frac{N+M-2}{2}$ (even-even or odd-odd sub cases) or $\frac{N+M-1}{2}$ (even-odd sub case) or

$\frac{N+M-3}{2}$ (odd-even sub case). The generalized Liénard system can be recovered for $M = 1$ and $N \in \mathbb{Z}^+$ whereas for the generalised Rayleigh oscillator we have, $N = 1$ and $M \in \mathbb{Z}^+$. For polynomial form of damping and restoring force functions we have constructed bi-rhythmic and tri-rhythmic oscillators of Van der Pol and Rayleigh families. New alternative generalizations of Van der Pol and Rayleigh families of oscillators are also introduced as models for bi-rhythmicity and tri-rhythmicity. Our approach shows that it is possible to construct a LLS system with arbitrary rhythmicity.

Secondly the scheme is used to determine the appropriate range of parameters for realizing limit cycle oscillations as shown by the corresponding phase portraits. Our approach shows that once the parameters space that allows a single limit cycle is determined, one may choose a suitable point in this space to select only the parameters pertaining to the higher order terms of the polynomials for a systematic search for parameter space for constructing the remaining limit cycles. Since the choice of the point as referred to is not unique, it is imperative that the choice of parameters remains widely open for various generalisation of a multi-rhythmic system.

As multi-rhythmicity plays an important role in switching transitions between different dynamical states in a nonlinear system, its control[56] and manipulation[22, 57] would be useful in many self-induced oscillatory processes[2, 3, 4] in diverse interdisciplinary areas. The proposed multi-rhythmic oscillators can also be useful in various circuit designs as well as networks according to the demand of the system upon using different controlling schemes (e.g., delay-feedback control[21], self-conjugate feedback control[24, 25] and a number of approaches reviewed by Pisarchik et al.[58]) to convert them into lower rhythmic systems. Systematic lowering of rhythmicity may also be utilized by suitably reducing the reaction rates of higher order polymeric reactions, using such schemes of control.

Nonlinear damping functions, classification of limit cycles of bi-rhythmic and tri-rhythmic cases of Van der Pol and Rayleigh families of oscillators

Table					
$h(x, \dot{x})$	$f(r)$	Stability of FP	Regions & fixed (α, β)	Stability & radii	
$-(1 - x^2 + \alpha x^4 - \beta x^6)\dot{x}$	$\bar{r}(-5\beta\bar{r}^6 + 8\alpha\bar{r}^4 - 16\bar{r}^2 + 64)$	U	Fig. 1(a) (0.144, 0.005)	S, U, S 2.63902, 3.96164, 4.83953	Bi-r
$-(1 - x^2 + \alpha x^4 - \beta x^6)\dot{x}^3$	$\bar{r}^3(-3\beta\bar{r}^6 + 6\alpha\bar{r}^4 - 16\bar{r}^2 + 96)$	NS	Fig. 3(a) (0.139317, 0.00454603)	S, U, S 3.53297, 4.33345, 5.48006	hyth
$-(1 - \dot{x}^2 + \alpha \dot{x}^4 - \beta \dot{x}^6)\dot{x}$	$\bar{r}(-35\beta\bar{r}^6 + 40\alpha\bar{r}^4 - 48\bar{r}^2 + 64)$	U	Fig. 5(a) (0.285272, 0.0244993)	S, U, S 1.69091, 2.03334, 2.51274	mic
$-(1 - \dot{x}^2 + \alpha \dot{x}^4 - \beta \dot{x}^6)\dot{x}^3$	$\bar{r}^3(70\alpha\bar{r}^4 - 63\beta\bar{r}^6 - 80\bar{r}^2 + 96)$	NS	Fig. 7(a) (0.296930, 0.0264040)	S, U, S 1.5775, 1.90947, 2.52202	
$-(1 - x^2 + \alpha x^4 - \beta x^6 + \gamma x^8 - \delta x^{10})\dot{x}$	$\bar{r}(-21\delta\bar{r}^{10} + 28\gamma\bar{r}^8 - 40\beta\bar{r}^6 + 64\alpha\bar{r}^4 - 128\bar{r}^2 + 512)$	U	Fig. 2(a) (5.862×10^{-5} , 2.13×10^{-7})	S, U, S, U, S 2.66673, 3.53498, 8.3682, 10.4793, 12.9421	Tri-
$-(1 - x^2 + \alpha x^4 - \beta x^6 + \gamma x^8 - \delta x^{10})\dot{x}^3$	$\bar{r}^3(-9\delta\bar{r}^{10} + 14\gamma\bar{r}^8 - 24\beta\bar{r}^6 + 48\alpha\bar{r}^4 - 128\bar{r}^2 + 768)$	NS	Fig. 4(a) (2.402×10^{-5} , 3.058×10^{-8})	S, U, S, U, S 3.75166, 3.80059, 6.63736, 20.9299, 26.6688	rh yt
$-(1 - \dot{x}^2 + \alpha \dot{x}^4 - \beta \dot{x}^6 + \gamma \dot{x}^8 - \delta \dot{x}^{10})\dot{x}$	$\bar{r}(-231\delta\bar{r}^{10} + 252\gamma\bar{r}^8 - 280\beta\bar{r}^6 + 320\alpha\bar{r}^4 - 384\bar{r}^2 + 512)$	U	Fig. 6(a) (2.544×10^{-4} , 6.62×10^{-7})	S, U, S, U, S 1.77779, 1.82091, 2.86779, 12.5239, 15.7377	hm ic
$-(1 - \dot{x}^2 + \alpha \dot{x}^4 - \beta \dot{x}^6 + \gamma \dot{x}^8 - \delta \dot{x}^{10})\dot{x}^3$	$\bar{r}^3(-429\delta\bar{r}^{10} + 462\gamma\bar{r}^8 - 504\beta\bar{r}^6 + 560\alpha\bar{r}^4 - 640\bar{r}^2 + 768)$	NS	Fig. 8(a) (4.334×10^{-4} , 1.815×10^{-6})	S, U, S, U, S 1.66034, 1.70743, 3.0214, 9.27171, 12.5056	

S=Stable, U=Unstable, NS=Neutrally Stable, FP=Fixed Point

Acknowledgement

Sandip Saha acknowledges RGNF, UGC, India for the partial financial support. D S Ray is thankful to DST(SERB) for partial financial support under J C Bose National Fellowship. SS is thankful to Nikhil Pal (Visva-Bharati University) for useful discussions. We thank the anonymous reviewers for their careful reading of our manuscript and their many insightful comments and suggestions.

References

- [1] J. D. Murray. *Mathematical Biology*. Springer, Berlin, 1989.
- [2] Steven H. Strogatz. *Nonlinear dynamics and chaos: with applications to physics, biology, chemistry, and engineering*. Westview Press, USA, 1994.
- [3] Irving R. Epstein and John A. Pojman. *An introduction to nonlinear chemical dynamics: oscillations, waves, patterns, and chaos*. Oxford University Press, New York, 1998.
- [4] Albert Goldbeter and M. J. Berridge. *Biochemical Oscillations and Cellular Rhythms: The Molecular Bases of Periodic and Chaotic Behaviour*. Cambridge University Press, 1996.
- [5] Ronald E. Mickens. *Oscillations in planar dynamic systems*, volume 37. World Scientific, 1996.
- [6] S. L. Ross. *Differential Equations*. Wiley, 1984.
- [7] D. W. Jordan and P. Smith. *Nonlinear Ordinary Differential Equations: An introduction for Scientists and Engineers, 4th edn*. Oxford University Press, Oxford, 2007.
- [8] L. Perko. *Differential equations and dynamical systems (Second Edition)*, volume 7. Springer - Verlag, 1996.
- [9] S. Ghosh and D. S. Ray. Rayleigh-type parametric chemical oscillation. *The Journal of Chemical Physics*, 143(12):124901, 2015.
- [10] Agnessa Babloyantz and Alain Destexhe. Is the normal heart a periodic oscillator? *Biological cybernetics*, 58(3):203–211, 1988.
- [11] Alejandro Jenkins. Self-oscillation. *Physics Reports*, 525(2):167 – 222, 2013.
- [12] Richard FitzHugh. Mathematical models of threshold phenomena in the nerve membrane. *The bulletin of mathematical biophysics*, 17(4):257–278, Dec 1955.
- [13] Irina Bashkirtseva, Alexander B. Neiman, and Lev Ryashko. Stochastic sensitivity analysis of noise-induced suppression of firing and giant variability of spiking in a hodgkin-huxley neuron model. *Phys. Rev. E*, 91:052920, May 2015.

- [14] A. Goldbeter. A model for circadian oscillations in the drosophila period protein (per). *Proceedings of the Royal Society of London B: Biological Sciences*, 261(1362):319–324, 1995.
- [15] E. E. Sel'kov. Self-oscillations in glycolysis 1. a simple kinetic model. *European Journal of Biochemistry*, 4(1):79–86, Mar 1968.
- [16] S. Kar and D. S. Ray. Collapse and revival of glycolytic oscillation. *Phys. Rev. Lett.*, 90:238102, Jun 2003.
- [17] E. B. Postnikov, D. V. Verveyko, and A. Yu. Verisokin. Simple model for temperature control of glycolytic oscillations. *Phys. Rev. E*, 83:062901, Jun 2011.
- [18] S. Saha and G. Gangopadhyay. Isochronicity and limit cycle oscillation in chemical systems. *Journal of Mathematical Chemistry*, 55(3):887–910, Mar 2017.
- [19] F. Kaiser. *Theory of Resonant Effects of RF and MW Energy*, pages 251–282. Springer US, Boston, MA, 1983.
- [20] F. Kaiser and C. Eichwald. Bifurcation structure of a driven, multi-limit-cycle van der pol oscillator (i): The superharmonic resonance structure. *International Journal of Bifurcation and Chaos*, 01(02):485–491, 1991.
- [21] P. Ghosh, S. Sen, S. S. Riaz, and D. S. Ray. Controlling birhythmicity in a self-sustained oscillator by time-delayed feedback. *Phys. Rev. E*, 83:036205, Mar 2011.
- [22] R. Yamapi, B. R. Nana Nbandjo, and H. G. Enjieu Kadji. Dynamics and active control of motion of a driven multi-limit-cycle van der pol oscillator. *International Journal of Bifurcation and Chaos*, 17(04):1343–1354, 2007.
- [23] R. Yamapi, G. Filatrella, and M. A. Aziz-Alaoui. Global stability analysis of birhythmicity in a self-sustained oscillator. *Chaos: An Interdisciplinary Journal of Nonlinear Science*, 20(1):013114, 2010.
- [24] Debabrata Biswas, Tanmoy Banerjee, and Jürgen Kurths. Control of birhythmicity through conjugate self-feedback: Theory and experiment. *Phys. Rev. E*, 94:042226, Oct 2016.
- [25] Debabrata Biswas, Tanmoy Banerjee, and Jürgen Kurths. Control of birhythmicity: A self-feedback approach. *Chaos*, 27(6):063110, 2017.
- [26] A. I. Lavrova, E. B. Postnikov, and Y. M. Romanovsky. Brusselator – an abstract chemical reaction? *Physics-USpekhi*, 52(12):1239, 2009.
- [27] S. Ghosh and D. S. Ray. Liénard-type chemical oscillator. *The European Physical Journal B*, 87(3):65, Mar 2014.
- [28] S. Chakraborty and A. Sarkar. Parametrically excited non-linearity in van der pol oscillator: Resonance, anti-resonance and switch. *Physica D: Nonlinear Phenomena*, 254:24 – 28, 2013.

- [29] Robert Alicki, David Gelbwaser-Klimovsky, and Alejandro Jenkins. A thermodynamic cycle for the solar cell. *Annals of Physics*, 378:71 – 87, 2017.
- [30] Christopher W Wächtler, Philipp Strasberg, Sabine H L Klapp, Gernot Schaller, and Christopher Jarzynski. Stochastic thermodynamics of self-oscillations: the electron shuttle. *New Journal of Physics*, 21(7):073009, jul 2019.
- [31] Richard H Rand. Lecture notes on nonlinear vibrations. 2012.
- [32] John William Strutt and Baron Rayleigh. *The theory of sound*. Dover, 1945.
- [33] Shyamolina Ghosh and Deb Shankar Ray. Chemical oscillator as a generalized rayleigh oscillator. *The Journal of Chemical Physics*, 139(16):164112, 2013.
- [34] Sandip Saha, Gautam Gangopadhyay, and Deb Shankar Ray. Reduction of kinetic equations to liénard–levinson–smith form: Counting limit cycles. *International Journal of Applied and Computational Mathematics*, 5(2):46, Mar 2019.
- [35] A Liénard. Etude des oscillations entretenues. *Revue Générale de l'électricité*, 23:901–912 and 946–954, 1928.
- [36] Norman Levinson and Oliver K. Smith. A general equation for relaxation oscillations. *Duke Math. J.*, 9(2):382–403, 06 1942.
- [37] Norman Levinson. Transformation theory of non-linear differential equations of the second order. *Annals of Mathematics*, 45(4):723–737, 1944.
- [38] Sandip Saha and Gautam Gangopadhyay. When an oscillating center in an open system undergoes power law decay. *Journal of Mathematical Chemistry*, Nov 2018.
- [39] Michel Laurent and Nicolas Kellershohn. Multistability: a major means of differentiation and evolution in biological systems. *Trends in biochemical sciences*, 24(11):418–422, 1999.
- [40] Jie Yan and Albert Goldbeter. Multi-rhythmicity generated by coupling two cellular rhythms. *Journal of the Royal Society, Interface*, 16, 03 2019.
- [41] René Thomas and Morten Kaufman. Multistationarity, the basis of cell differentiation and memory. i. structural conditions of multistationarity and other nontrivial behavior. *Chaos: An Interdisciplinary Journal of Nonlinear Science*, 11(1):170–179, 2001.
- [42] Albert Goldbeter. Dissipative structures in biological systems: bistability, oscillations, spatial patterns and waves. *Philosophical Transactions of the Royal Society A: Mathematical, Physical and Engineering Sciences*, 376(2124):20170376, 2018.
- [43] Olivier Decroly and Albert Goldbeter. Birhythmicity, chaos, and other patterns of temporal self-organization in a multiply regulated biochemical system. *Proceedings of the National Academy of Sciences*, 79(22):6917–6921, 1982.

- [44] Qin Guo, Zhongkui Sun, and Wei Xu. Bifurcations in a fractional birhythmic biological system with time delay. *Communications in Nonlinear Science and Numerical Simulation*, 72:318 – 328, 2019.
- [45] D. Das, D. Banerjee, J. K. Bhattacharjee, and A. K. Mallik. Counting limit cycles with the help of the renormalization group. *The European Physical Journal D*, 61(2):443–448, Jan 2011.
- [46] Debapriya Das, Dhruba Banerjee, and Jayanta K. Bhattacharjee. Finding limit cycles in self-excited oscillators with infinite-series damping functions. *The European Physical Journal D*, 69(3):85, Mar 2015.
- [47] Ayan Dutta, Debapriya Das, Dhruba Banerjee, and Jayanta K. Bhattacharjee. Estimating the boundaries of a limit cycle in a 2d dynamical system using renormalization group. *Communications in Nonlinear Science and Numerical Simulation*, 57:47 – 57, 2018.
- [48] N. M. Krylov and N. N. Bogolyubov. *Introduction to non-linear mechanics*. Princeton Univ. Press, 1947.
- [49] A. Sarkar, J. K. Bhattacharjee, S. Chakraborty, and D. B. Banerjee. Center or limit cycle: renormalization group as a probe. *The European Physical Journal D*, 64(2):479–489, Oct 2011.
- [50] T. R. Blows and N. G. Lloyd. The number of small-amplitude limit cycles of liénard equations. *Mathematical Proceedings of the Cambridge Philosophical Society*, 95(2):359–366, 1984.
- [51] A. Lins, W. de Melo, and C. C. Pugh. On liénard’s equation, lecture notes in mathematics, 1977.
- [52] Hector Giacomini and Sébastien Neukirch. Number of limit cycles of the liénard equation. *Phys. Rev. E*, 56:3809–3813, Oct 1997.
- [53] G. S. Rychkov. The maximal number of limit cycles of the system $\dot{y} = -x, \dot{x} = y - \sum_{i=0}^2 a_{i+1}x^{2i+1}$ is equal to two. *Differentsial’nye Uravneniya*, 11(2):390–391, 1975.
- [54] H. G. Enjieu Kadji, R. Yamapi, and J. B. Chabi Orou. Synchronization of two coupled self-excited systems with multi-limit cycles. *Chaos: An Interdisciplinary Journal of Nonlinear Science*, 17(3):033113, 2007.
- [55] V. A. Gaiko. Limit cycles of liénard-type dynamical systems. *Cubo*, 10:115–132, 01 2008.
- [56] A. N. Pisarchik and B. K. Goswami. Annihilation of one of the coexisting attractors in a bistable system. *Phys. Rev. Lett.*, 84:1423–1426, Feb 2000.

- [57] Debabrata Biswas, Tanmoy Banerjee, and Jürgen Kurths. Effect of filtered feedback on birhythmicity: Suppression of birhythmic oscillation. *Phys. Rev. E*, 99:062210, Jun 2019.
- [58] Alexander N. Pisarchik and Ulrike Feudel. Control of multistability. *Phys. Rep.*, 540(4):167 – 218, 2014.