

The Decidability of Verification under Promising 2.0

PAROSH AZIZ ABDULLA, Uppsala University, Sweden

MOHAMED FAOUZI ATIG, Uppsala University, Sweden

ADWAIT GODBOLE, IIT Bombay, India

SHANKARANARAYANAN KRISHNA, IIT Bombay, India

VIKTOR VAFEIADIS, MPI-SWS, Germany

In PLDI’20, Kang et al. introduced the *promising* semantics (PS 2.0) of the C++ concurrency that captures most of the common program transformations while satisfying the DRF guarantee. The reachability problem for finite-state programs under PS 2.0 with only release-acquire accesses (PS 2.0-ra) is already known to be undecidable. Therefore, we address, in this paper, the reachability problem for programs running under PS 2.0 with relaxed accesses (PS 2.0-rlx) together with promises. We show that this problem is undecidable even in the case where the input program has finite state. Given this undecidability result, we consider the fragment of PS 2.0-rlx with a bounded number of promises. We show that under this restriction, the reachability is decidable, albeit very expensive: it is non-primitive recursive. Given this high complexity for PS 2.0-rlx with bounded number of promises and the undecidability result for PS 2.0-ra, we consider a bounded version of the reachability problem. To this end, we bound both the number of promises and the “view-switches”, i.e. the number of times the processes may switch their local views of the global memory. We provide a code-to-code translation from an input program under PS 2.0, with relaxed and release-acquire memory accesses along with promises, to a program under SC. This leads to a reduction of the bounded reachability problem under PS 2.0 to the bounded context-switching problem under SC. We have implemented a prototype tool and tested it on a set of benchmarks, demonstrating that many bugs in programs can be found using a small bound.

Additional Key Words and Phrases: Model-Checking, Weak Memory Models, Promising Semantics

1 INTRODUCTION

An important long-standing open problem in PL research has been to define a weak memory model that captures the semantics of concurrent memory accesses in languages like Java and C/C++. A model is considered good if it can be implemented efficiently (i.e., if it supports all usual compiler optimizations and its accesses are compiled to plain x86/ARM/Power/RISCV accesses), and is easy to reason about. After many attempts at solving this problem (e.g., [Batty et al. 2011; Cray and Sullivan 2015; Jeffrey and Riely 2019; Lahav et al. 2017; Manson et al. 2005; Pichon-Pharabod and Sewell 2016; Zhang and Feng 2013]), a breakthrough was achieved by Kang et al. [Kang et al. 2017], who introduced the *promising semantics*. This was the first model that supported basic invariant reasoning, the DRF guarantee, and even a non-trivial program logic [Svendsen et al. 2018].

In the promising semantics, the memory is modeled as a set of timestamped messages, each corresponding to a write made by the program. Each process/thread records its own view of the memory—i.e., the latest timestamp for each memory location that it is aware of. A message has the form $(x, v, (f, t], V)$ where x is a location, v a value to be stored for x , $(f, t]$ is the timestamp interval corresponding to the write and V is the local view of the process who made the write to x . When reading from memory, a process can either return the value stored at the timestamp in its view or advance its view to some larger timestamp and read from that message. When a process p writes to memory location x , a new message with a timestamp larger than p ’s view of x is created, and p ’s view is advanced to include the new message. In addition, in order to allow load-store reorderings, a process is allowed to *promise* a certain write in the future. A promise is also added

Authors’ addresses: Parosh Aziz Abdulla, Uppsala University, Uppsala, Sweden; Mohamed Faouzi Atig, Uppsala University, Uppsala, Sweden; Adwait Godbole, IIT Bombay, Mumbai, India; Shankaranarayanan Krishna, IIT Bombay, Mumbai, India; Viktor Vafeiadis, MPI-SWS, Saarland Informatics Campus (SIC), Kaiserslautern and Saarbrücken, Germany.

as a message in the memory, except that the local view of the process is not updated using the timestamp interval in the message. This is done only when the promise is eventually fulfilled. A *consistency* check is used to ensure that every promised message can be *certified* (i.e., made fulfillable) by executing that process on its own. Furthermore, this should hold from any future memory (i.e., from any extension of the memory with additional messages). The quantification prevents deadlocks (i.e., processes from making promises they are not able to fulfil). The promising semantics generally allows program executions to contain unboundedly many concurrent promised messages, provided that all of them can be certified. As one can immediately see, this is a fairly complex model, and beyond its support for some basic reasoning patterns, it is not at all obvious whether it is easy to reason about concurrent programs running under this model. Furthermore, the unbounded number of future memories, that need to be checked, makes the verification of even simple programs practically infeasible. Moreover, a number of transformations based on global value range analysis as well as register promotion were not supported in [Kang et al. 2017].

To address the above concerns, a new version of the promising semantics PS 2.0 [Lee et al. 2020] has been proposed, by redesigning key components of the promising semantics [Kang et al. 2017]. Mainly, PS 2.0 supports register promotion and global value range analysis, while capturing all features (thread local optimizations, DRF guarantees, hardware mappings) of the promising semantics of [Kang et al. 2017]. PS 2.0 simplifies also the consistency check and instead of checking the promise fulfilment from all future memories, PS 2.0 checks for promise fulfilment only from a specially crafted extension of the current memory called capped memory. PS 2.0 also introduces the notion of reservations, which allows a process to secure an timestamp interval in order to perform a future atomic read-modify-write instruction. The reservation blocks any other message from using that timestamp interval. Reservations allows register promotions.

The wide umbrella of features of PS 2.0 allowing two memory access modes, relaxed (r1x) and release-acquire (ra) along with promises, reservations and subsequent certification make PS 2.0 a very complex model. While the PS 2.0 semantics is a breakthrough contribution, a natural and fundamental question is to investigate the verification of concurrent programs under PS 2.0. For that, investigating the decidability of verification problems as well as defining efficient analysis techniques are two extremely important problems.

One of the problems addressed in this paper is to investigate the decidability of the reachability problem for PS 2.0. Let PS 2.0-r1x and PS 2.0-ra represent respectively, the fragment of PS 2.0 allowing only relaxed (r1x) and release-acquire (ra) memory accesses. The reachability with only ra accesses has been shown to be undecidable [Abdulla et al. 2019], even without the features of promises and reservations. That leaves only the fragment PS 2.0-rlx of PS 2.0 for investigation. We show that if unbounded number of promises is allowed, the reachability problem is undecidable in PS 2.0-rlx, while it becomes decidable if we bound the number of promises at any time (however, the total number of promises made with a run can be unbounded). Our undecidability is obtained with just 2 threads, with an execution where the number of context switches between the two processes is three, where a context is a computation segment in which one process is active. The proof of decidability is done by proposing a new memory model with higher order words LoHoW, and showing the equivalence of PS 2.0-rlx and LoHoW. Under the bounded promises assumption,, we use the decidability of the coverability problem of well structured transition systems (WSTS) [Abdulla and Jonsson 1996; Finkel and Schnoebelen 2001] to show that the reachability problem for LoHoW with bounded number of promises is decidable.

Given this high complexity for PS 2.0-rlx with bounded number of promises and the undecidability result for PS 2.0-ra [Abdulla et al. 2019], we consider a bounded version of the reachability problem. To this end, we propose a parametric under-approximation in the spirit of context bounding [Abdulla et al. 2019, 2017; Atig et al. 2011; La Torre et al. 2009; Lal and Reps 2009; Musuvathi and

[Qadeer 2007; Norris and Demsky 2016; Qadeer and Rehof 2005]. The bounding concept chosen for concurrent programs depends on aspects related to the interactions between the processes. In the case of SC programs, context bounding has been shown experimentally to have extensive behaviour coverage for bug detection [Musuvathi and Qadeer 2007; Qadeer and Rehof 2005]. A context in the SC setting is a computation segment where only one process is active. The concept of context bounding has been extended for weak memory models. For instance, in TSO, the notion of context is extended to one where all updates to the main memory are done only from the buffer of the active thread [Atig et al. 2011]. In the case of RA [Abdulla et al. 2019], context bounding was extended to view bounding, using the notion of view-switching messages. Since PS 2.0 subsumes RA, we propose a bounding notion that extends the view bounding proposed in [Abdulla et al. 2019]. Using this new bounding notion, we propose a source to source translation from programs under PS 2.0 to context-bounded executions of the transformed program in SC. The main challenge in the code-to-code translation of [Abdulla et al. 2019] was to keep track of the causality between different variables. In our case, the challenge is fundamentally different and is to provide a procedure that (i) handles different memory accesses $r1x$ and ra , (ii) guesses the promises and reservations in a non-deterministically manner, and (iii) verify that each promise so guessed is fulfilled using the capped memory. This reduction is implemented in a tool, called PS2SC. Our experimental results demonstrate the effectiveness of our approach. We exhibit cases where hard-to-find bugs are detectable using a small view-bound K . Our tool displays resilience to trivial changes in the position of bugs and the order of processes.

Related Work. The decidability of the verification problems for programs running under weak memory models has been addressed for TSO [Atig et al. 2010], PS 2.0-ra [Abdulla et al. 2019], Power [Abdulla et al. 2020], and for a subclass of PS 2.0-ra [Lahav and Boker 2020]. To the best of our knowledge, this the first time that this problem is investigated for PS 2.0-r1x and PS2SC is the first tool for automated verification of programs under PS 2.0, which also works for the promising semantics [Kang et al. 2017]. Most of the existing work concerns the development of stateless model checking (SMC), coupled with (dynamic) partial order reduction techniques (e.g., [Abdulla et al. 2018; Kokologiannakis et al. 2017, 2019; Norris and Demsky 2013, 2016]) and do not handle promises. Context-bounding has been proposed in [Qadeer and Rehof 2005] for programs running under SC. This work has been extended in different directions and has led to efficient and scalable techniques for the analysis of concurrent programs (see e.g., [Emmi et al. 2011; La Torre et al. 2008, 2009, 2010; Lal and Reps 2009; Musuvathi and Qadeer 2007]). In the context of weak memory models, context-bounded analysis has been only proposed to programs running under TSO/PSO in [Atig et al. 2011; Tomasco et al. 2017] and under POWER in [Abdulla et al. 2017].

2 PRELIMINARIES

In this section, we introduce the simple programming language and the notation that will be used throughout. Then, we review PS 2.0 definition, and present the model following [Lee et al. 2020].

2.1 Notations

Given two natural numbers $i, j \in \mathbb{N}$ s.t. $i \leq j$, we use $[i, j]$ to denote the set $\{k \mid i \leq k \leq j\}$. Let A and B be two sets. We use $f : A \rightarrow B$ to denote that f is a function from A to B . We define $f[a \mapsto b]$ to be the function f' such that $f'(a) = b$ and $f'(a') = f(a')$ for all $a' \neq a$. For a binary relation R , we use $[R]^*$ to denote its reflexive and transitive closure. Given an alphabet Σ , we use Σ^* (resp. Σ^+) to denote the set of possibly empty (resp. non-empty) finite words over Σ . Let $w = a_1 a_2 \cdots a_n$ be a word over Σ , we use $|w|$ to denote the length of w . Given an index i in $[1, |w|]$, we use $w[i]$ to

denote the i^{th} letter of w . Given two indices i and j s.t. $1 \leq i \leq j \leq |w|$, we use $w[i, j]$ to denote the word $a_i a_{i+1} \cdots a_j$. Sometimes, we consider a word as a function from $[1, |w|]$ to Σ .

2.2 Program Syntax

The simple programming language we use is described in Figure 1. A program $Prog$ consists of a set Loc of (global) variables or memory locations, and the definition of a set \mathcal{P} of processes. Each process p declares a set $Reg(p)$ of (local) registers followed by a sequence of labeled instructions. We assume that these sets of registers are disjoint and we use $Reg := \cup_p Reg(p)$ to denote their union. We assume also a (potentially unbounded) data domain Val from which the registers and locations take values. All locations and registers are assumed to be initialized with the special value $0 \in Val$ (if not mentioned otherwise). An instruction i is of the form $\lambda : s$ where λ is a unique label and s is a statement. We use \mathbb{L}_p to denote the set of all labels of the process p , and $\mathbb{L} = \cup_{p \in \mathcal{P}} \mathbb{L}_p$ the set of all labels of all processes. We assume that the execution of the process p starts always with a unique initial instruction labeled by λ_{init}^p . A write instruction is of the form $x^o = \$r$ assigns the value of register $\$r$ to the location x , and o denotes the access mode. If $o = rlx$, the write is a *relaxed* write, while if $o = ra$, it is a *release* write. A read instruction $\$r = x^o$ reads the value of the location x into the local register $\$r$. Again, if the access mode $o = rlx$, it is a *relaxed* read, and if $o = ra$, it is an *acquire* read. Atomic updates or RMW instructions are either compare-and-swap (CAS^{o_r, o_w}) or $FADD^{o_r, o_w}$. Both have a pair of accesses $(o_r, o_w \in \{rel, acq, rlx\})$ to the same location – a read followed by a write. Following [Lee et al. 2020], $FADD(x, v)$ stores the value of x into a register $\$r$, and adds v to x , while $CAS(x, v_1, v_2)$ compares an expected value v_1 to the value in x , and if the values are same, sets the value of x to v_2 . The old value of x is then stored in $\$r$.

A *local* assignment instruction $\$r = e$ assigns to the register $\$r$ the value of e , where e is an expression over a set of operators, constants as well as the contents of the registers of the current process, but not referring to the set of locations. The fence instruction *SC-fence* is used to enforce sequential consistency if it is placed between two memory access operations. Finally, the conditional, assume and iterative instructions have the standard semantics. For simplicity, we will write $assume(x = e)$ instead of $\$r = x; assume(\$r = e)$. This notation is extended in the straightforward manner to conditional statements.

```

Prog ::= var x*(proc p || ... || proc p)
proc p ::= Reg(p) i*
i ::= λ : s
s ∈ St ::=
  skip | s; s | assume(x = e)
  | do s* while e | while e do s* done
  | if e then s else s
  | $r := e | $r := xo | xo := $r
  | $r := FADDo_r, o_w(x, v)
  | $r := CASo_r, o_w(x, v, v) | fencesc
o ∈ Mode ::= rlx|ra

```

Fig. 1. Syntax of concurrent programs.

2.3 The Promising Semantics

In this section, we recall the promising semantics [Lee et al. 2020]. We present here PS 2.0 with three memory accesses, *relaxed* (this is the default mode), *release writes* (*rel*) and *acquire reads* (*acq*). Read-modify-writes (RMW) instructions have two access modes – one for read and one for write. We keep aside the release and acquire fences (and subsequent access modes) which are part of PS 2.0, since they do not affect the results of this paper.

Timestamps. PS 2.0 uses timestamps to maintain a total order over all the writes to the same variable. We assume an infinite set of timestamps $Time$, densely totally ordered by \leq , with 0 being the minimum element. A *view* is a timestamp function $V : Loc \rightarrow Time$ records the largest known timestamp for each location. Let \mathbb{T} be the set containing all the timestamp functions, along with the special symbol \perp . Let V_{init} represent the initial view where all locations are mapped to 0 . Given two views V and V' , we use $V \leq V'$ to denote that $V(x) \leq V'(x)$ for $x \in Loc$. The merge operation \sqcup between the two views V and V' returns the pointwise maximum of V and V' , i.e., $(V \sqcup V')(y)$ is

the maximum of $V(y)$ and $V'(y)$. Let \mathcal{I} denote the set of all intervals over Time. The timestamp intervals in \mathcal{I} have the form $(f, t]$ where either $f = t = 0$ or $f < t$, with $f, t \in \text{Time}$. Given an interval $I = (f, t] \in \mathcal{I}$, $I.\text{frm}$ and $I.\text{to}$ denote f, t respectively.

Memory. In PS 2.0, the memory is modelled as a set of concrete *messages* (which we just call messages), and *reservations*. Each message represents the effect of a write or a RMW operation and each reservation is a timestamp interval reserved for future use. In more detail, a message m is a tuple $(x, v, (f, t], V)$ where $x \in \text{Loc}$, $v \in \text{Val}$, $(f, t] \in \mathcal{I}$ and $V \in \mathbb{T}$. A reservation r is a tuple $(x, (f, t])$. Note that a reservation, unlike a message, does not commit to any particular value, but only specifies the interval which is reserved. We use $m.\text{loc}$ ($r.\text{loc}$), $m.\text{val}$, $m.\text{to}$ ($r.\text{to}$), $m.\text{frm}$ ($r.\text{frm}$) and $m.\text{View}$ to denote respectively x, v, t, f and V . Two elements (either messages or reservations) are said to be *disjoint* ($m_1 \# m_2$) if they concern different variables ($m_1.\text{loc} \neq m_2.\text{loc}$) or their intervals do not overlap ($m_1.\text{to} < m_2.\text{frm} \vee m_1.\text{frm} > m_2.\text{to}$). Two sets of elements M, M' are disjoint, denoted $M \# M'$, if $m \# m'$ for every $m \in M, m' \in M'$. Two elements m_1, m_2 are *adjacent* denoted $\text{Adj}(m_1, m_2)$ if $m_1.\text{loc} = m_2.\text{loc}$ and $m_1.\text{to} = m_2.\text{frm}$. A memory M is a set of pairwise disjoint messages and reservations. Let \tilde{M} be the subset of M containing only messages (no reservations). For a location x , let $M(x)$ be $\{m \in M \mid m.\text{loc} = x\}$. Given a view V and a memory M , we say $V \in M$ if $V(x) = m.\text{to}$ for some message $m \in \tilde{M}$ for every $x \in \text{Loc}$. Let \mathbb{M} denote the set of all memories.

Insertion into Memory. Following [Lee et al. 2020], a memory M can be extended with a *message* (due to the execution of a write/RMW instruction) or a *reservation* m with $m.\text{loc} = x$, $m.\text{frm} = f$ and $m.\text{to} = t$ in a number of ways:

[Additive insertion] $M \xleftrightarrow{A} m$ is defined only if (1) $M \# \{m\}$; (2) if m is a message, then no message $m' \in M$ has $m'.\text{loc} = x$ and $m'.\text{frm} = t$; and (3) if m is a reservation, then there exists a message $m' \in \tilde{M}$ with $m'.\text{loc} = x$ and $m'.\text{to} = f$. The extended memory $M \xleftrightarrow{A} m$ is then $M \cup \{m\}$.

[Splitting insertion] $M \xleftrightarrow{S} m$ is defined if m is a message, and, if there exists a message $m' = (x, v', (f, t'], V)$ with $t < t'$ in M . Then M is updated to $M \xleftrightarrow{S} m = (M \setminus \{m'\} \cup \{m, (x, v', (t, t'], V)\})$.

[Lowering Insertion] $M \xleftrightarrow{L} m$ is only defined if there exists m' in M that is identical to $m = (x, v, (f, t], V)$ except for $m.\text{View} \leq m'.\text{View}$. Then, M is updated to $M \xleftrightarrow{L} m = M \setminus \{m'\} \cup \{m\}$.

[Cancellation] $M \xleftrightarrow{C} m$ is defined if m is a reservation in M . Then M is updated as $M \setminus \{m\}$.

Transition System of a Process. Given a process $p \in \mathcal{P}$, a state σ of p is defined as a pair (λ, R) where $\lambda \in \mathbb{L}$ is the label of the next instruction to be executed by p and $R : \text{Reg} \rightarrow \text{Val}$ maps each register of p to its current value. (Observe that we use the set of all labels \mathbb{L} (resp. registers Reg) instead of \mathbb{L}_p (resp. $\text{Reg}(p)$) in the definition of σ just for the sake of simplicity.) Transitions between the states of p are of the form $(\lambda, R) \xrightarrow[p]{t} (\lambda', R')$ with $t \in \{\epsilon, \text{rd}(o, x, v), \text{wt}(o, x, v), \text{U}(o_r, o_w, x, v_r, v_w), \text{SC-fence} \mid x \in \text{Loc}, v \in \text{Val}, o \in \{\text{rlx}, \text{ra}\}\}$. A transition of the form $(\lambda, R) \xrightarrow[p]{\text{rd}(o, x, v)} (\lambda', R')$ denotes the execution of a read instruction of the form $x^o = \$r$ labeled by λ where (1) λ' is the label of the next instructions that can be executed after the execution of the instruction labelled by λ , and (2) R' is the mapping that results from the replacement of the value of the register $\$r$ in R by v . The transition relation $(\lambda, R) \xrightarrow[p]{t} (\lambda', R')$ is defined in similar manner for the other cases of t where $\text{wrt}(o, x, v)$ stands for a write instruction that writes the value v to x , $\text{U}(o_r, o_w, x, v_r, v_w)$ stands for a RMW that reads the value v_r from x and write v_w to it, SC-fence stands for a SC-fence instruction, and ϵ stands for the execution of the other local instructions. Observe that o, o_r, o_w are the access modes which can

Memory Helpers	Process Helpers	
$\frac{\text{(MEMORY : NEW)}}{(P, M) \xrightarrow{m} (P', M \overset{\Delta}{\leftarrow} m)}$ $\frac{\text{MEMORY FULFIL}}{\leftarrow \in \left\{ \overset{\Delta}{\leftarrow} s, \overset{\Delta}{\leftarrow} t \right\}, P'=P \leftarrow m, M'=M \leftarrow m}{(P, M) \xrightarrow{m} (P' \setminus \{m\}, M')}$	$\frac{m = (x, -, (-, t], K) \in M \quad V(x) \leq t}{o = r1x \Rightarrow V' = V[x \mapsto t]}$ $\frac{o = ra \Rightarrow V' = V[x \mapsto t] \sqcup K}{V \xrightarrow[\text{rd}]{\alpha, m} V'}$	$\frac{m = (x, -, (-, t], K) \in M, V(x) < t}{o = r1x \Rightarrow K = \perp, o = ra \Rightarrow P(x) = \emptyset \wedge K = V'}$ $\frac{(P, M) \xrightarrow{m} (P', M') \quad V' = V[x \mapsto t]}{(V, P, M) \xrightarrow[\text{wt}]{\alpha, m} (V', P', M')}$
Process Steps		
<p style="text-align: center;">Read</p> $\frac{\sigma \xrightarrow[\text{rd}(o, x, v)]{p} \sigma'}{m = (x, v, (-, -], -), V \xrightarrow[\text{rd}]{\alpha, m} V'}$ $\frac{(\sigma, V, P, M, G) \xrightarrow{p} (\sigma', V', P, M, G)}$	<p style="text-align: center;">Write</p> $\frac{\sigma \xrightarrow[\text{wt}(o, x, v)]{p} \sigma'}{m = (x, v, (-, -], -), (V, P, M) \xrightarrow[\text{wt}]{\alpha, m} (V', P', M')}$ $\frac{(\sigma, V, P, M, G) \xrightarrow{p} (\sigma', V', P', M', G)}$	<p style="text-align: center;">Promise</p> $\frac{m = (-, -, (-, -], K), M' = M \overset{\Delta}{\leftarrow} m, K \in M'}{(\sigma, V, P, M, G) \xrightarrow{p} (\sigma, V, P \overset{\Delta}{\leftarrow} m, M', G)}$
<p style="text-align: center;">SC-fence</p> $\frac{\sigma \xrightarrow[\text{SC-fence}]{p} \sigma'}{(\sigma, V, P, M, G) \xrightarrow{p} (\sigma', V \sqcup G, P, M, G \sqcup V)}$	<p style="text-align: center;">Resume</p> $\frac{r = (-, -, -], M' = M \overset{\Delta}{\leftarrow} r}{(\sigma, V, P, M, G) \xrightarrow{p} (\sigma, V, P \cup \{r\}, M', G)}$	<p style="text-align: center;">Cancel</p> $\frac{r = (-, -, -] \in P}{(\sigma, V, P, M, G) \xrightarrow{p} (\sigma, V, P \setminus \{r\}, M \setminus \{r\}, G)}$
<p style="text-align: center;">Update</p> $\frac{\sigma \xrightarrow[\text{U}(o_r, o_w, x, v_r, v_w)]{p} \sigma'', m_r = (x, v_r, (-, t], -), m_w = (x, v_w, (t, -], -), V \xrightarrow[\text{rd}]{\alpha_r, m_r} V'', (V'', P, M) \xrightarrow[\text{wt}]{\alpha_w, m_w} (V', P', M')}{(\sigma, V, P, M, G) \xrightarrow{p} (\sigma', V', P', M', G)}$		

Fig. 2. PS 2.0 inference rules at the process level, defining the transition $(\sigma, V, P, M, G) \xrightarrow{p} (\sigma', V', P', M', G')$.

be $r1x$ or ra . We use ra for both release and acquire. Finally, we use $(\lambda, R) \xrightarrow[t]{p} (\lambda', R')$ with $t \in \{\text{rd}(o, x, v), \text{wt}(o, x, v), \text{U}(o_r, o_w, x, v_r, v_w), \text{SC-fence} \mid x \in \text{Loc}, v \in \text{Val}, o \in \{r1x, ra\}\}$ to denote that $(\lambda, R) \xrightarrow[p]{\epsilon} \sigma_1 \xrightarrow[p]{\epsilon} \dots \xrightarrow[p]{\epsilon} \sigma_n \xrightarrow[p]{t} \sigma_{n+1} \xrightarrow[p]{\epsilon} \dots \xrightarrow[p]{\epsilon} (\lambda', R')$.

Machine States. A machine state \mathcal{MS} is a tuple $((J, R), \text{VS}, \text{PS}, M, G)$, where $J : \mathcal{P} \mapsto \mathbb{L}$ maps each process p to the label of the next instruction to be executed, $R : \text{Reg} \rightarrow \text{Val}$ maps each register to its current value, $\text{VS} = \mathcal{P} \rightarrow \mathbb{T}$ is the process view map, which maps each process to a view, M is a memory and $\text{PS} : \mathcal{P} \mapsto \mathbb{M}$ maps each process to a set of messages (called *promise set*), and $G \in \mathbb{T}$ is the global view (that will be used by SC fences). We use \mathcal{C} to denote the set of all machine states.

Given a machine state $\mathcal{MS} = ((J, R), \text{VS}, \text{PS}, M, G)$ and a process p , let $\mathcal{MS} \downarrow p$ denote the projection, $(\sigma, \text{VS}(p), \text{PS}(p), M, G)$ with $\sigma = (J(p), R(p))$, of the machine state to the process p . We call $\mathcal{MS} \downarrow p$ the process configuration. We use \mathcal{C}_p to denote the set of all process configurations.

The initial machine state $\mathcal{MS}_{\text{init}} = ((J_{\text{init}}, R_{\text{init}}), \text{VS}_{\text{init}}, \text{PS}_{\text{init}}, M_{\text{init}}, G_{\text{init}})$ is one where: (1) $J_{\text{init}}(p)$ is the label of the initial instruction of p ; (2) $R_{\text{init}}(\$r) = 0$ for every $\$r \in \text{Reg}$; (3) for each p , we have $\text{VS}(p) = V_{\text{init}}$ as the initial view (that maps each location to the timestamp 0); (4) for each process p , the set of promises $\text{PS}_{\text{init}}(p)$ is empty; (5) the initial memory M_{init} contains exactly one initial message $(x, 0, (0, 0], V_{\text{init}})$ for each location x ; and (6) the initial global view maps each location to 0.

Transition Relation. We first describe the transition $(\sigma, V, P, M, G) \xrightarrow{p} (\sigma', V', P', M', G')$ between process configurations in \mathcal{C}_p from which we induce the transition relation between machine states.

Process Relation. The formal definition of \rightarrow is in Figure 2. Below, we explain these inference rules.

Read. A process p can read from M by observing a message $m = (x, v, (f, t], K)$ if $V(x) \leq t$ (i.e., p must not be aware of a later message for x). In case of a relaxed read $\text{rd}(r1x, x, v)$, the process view of x is updated to t , while for an acquire read $\text{rd}(ra, x, v)$, the process view is updated to $V[x \mapsto t] \sqcup K$. The global memory M , the set of promises P , and the global view G remain the same.

Write. A process can add a fresh message to the memory (MEMORY : NEW) or fulfil an outstanding promise (MEMORY : FULFILL). The execution of a write $(\text{wt}(r1x, x, v))$ results in a message m with location x along with a timestamp interval $(-, t]$. Then, the process view of location x is updated to

t . In case of a release write ($\text{wt}(\text{ra}, x, v)$) the updated process view is also attached to m , and ensures that the process does not have an outstanding promise on location x . (**MEMORY : FULFILL**) allows to split a promise interval or lower its view before fulfilment.

Update. When a process performs a RMW, it first reads a message $m = (x, v, (f, t], K)$ and then writes an update message with frm timestamp equal to t ; that is, a message of the form $m' = (x, v', (t, t'], K')$. This forbids any other write to be placed between m and m' . The access modes of the reads and writes in the update follow what has been described for the read and write above.

Promise, Reservation and Cancellation. A process can non-deterministically *promise* future writes which are not release writes. This is done by adding a message m to the memory M s.t. $m \# M$ and to the set of promises P . Later, a relaxed write instruction can fulfil an existing promise. Recall that the execution of a release write requires that the set of promises to be empty and thus it can not be used to fulfil a promise. In the reserve step, the process reserves a timestamp interval to be used for a later RMW instruction reading from a certain message without fixing the value it will write. A reservation is added both to the memory and the promise set. The process can drop the reservation from both sets using the cancel step in non-deterministic manner.

SC fences. The process view V is merged with the global view G , resulting in $V \sqcup G$ as the updated process view and global view.

Machine Relation. We are ready now to define the induced transition relation between machine states. For machine states $\mathcal{MS} = ((J, R), VS, PS, M, G)$ and $\mathcal{MS}' = ((J', R'), VS', PS', M', G')$, we write $\mathcal{MS} \xrightarrow{p} \mathcal{MS}'$ iff (1) $\mathcal{MS} \downarrow_p \xrightarrow{p} \mathcal{MS}' \downarrow_p$ and $(J(p'), VS(p'), PS(p')) = (J'(p'), VS'(p'), PS'(p'))$ for all $p' \neq p$.

Consistency. According to Lee et al. [Lee et al. 2020], there is one final requirement on machine states called *consistency*, which roughly states that, from every encountered machine state encountered, all the messages promised by a process p can be *certified* (i.e., made fulfillable) by executing p on its own from a certain future memory (called capped memory), i.e., extension of the memory with additional reservation. Before defining consistency, we need to introduce capped memory.

Cap View, Cap Message and Capped Memory. The last element of a memory M with respect to a location x , denoted by $\bar{m}_{M,x}$, is an element from $M(x)$ with the highest timestamp among all elements of $M(x)$ and is defined as $\bar{m}_{M,x} = \max_{m \in M(x)} m.\text{to}$. The *cap view* of a memory M , denoted by \widehat{V}_M , is the view which assigns to each location x , the to timestamp in the message $\bar{m}_{\widehat{M},x}$. That is, $\widehat{V}_M = \lambda x. \bar{m}_{\widehat{M},x}.\text{to}$. Recall that \widehat{M} denote the subset of M containing only messages (no reservations). The *cap message* of a memory M with respect to a location x , is given by the message $\widehat{m}_{M,x} = (x, \bar{m}_{\widehat{M},x}.\text{val}, (\bar{m}_{M,x}.\text{to}, \bar{m}_{M,x}.\text{to} + 1], \widehat{V}_M)$.

Then, the capped memory of a memory M , wrt. a set of promises P , denoted by \widehat{M}_P , is an extension of M , defined as: (1) for every $m_1, m_2 \in M$ with $m_1.\text{loc} = m_2.\text{loc}$, $m_1.\text{to} < m_2.\text{to}$, and there is no message $m' \in M(m_1.\text{loc})$ such that $m_1.\text{to} < m'.\text{to} < m_2.\text{to}$, we include a reservation $(m_1.\text{loc}, (m_1.\text{to}, m_2.\text{frm}])$ in \widehat{M}_P , and (2) we include a cap message $\widehat{m}_{M,x}$ in \widehat{M}_P for every variable x unless $\bar{m}_{M,x}$ is a reservation in P .

Consistency of machine states. A machine state $\mathcal{MS} = ((J, R), VS, PS, M, G)$ is *consistent* if every process $p \in \mathcal{P}$ can certify/fulfil all its promises from the capped memory $\widehat{M}_{PS(p)}$, i.e., $\mathcal{MS} \xrightarrow{p}^* ((J', R'), VS', \emptyset, M', G')$.

The Reachability Problem in PS 2.0. A run of *Prog* is a sequence of the form: $\mathcal{MS}_0 \xrightarrow{p_1}^* \mathcal{MS}_1 \xrightarrow{p_2}^* \mathcal{MS}_2 \xrightarrow{p_3}^* \dots \xrightarrow{p_n}^* \mathcal{MS}_n$ where $\mathcal{MS}_0 = \mathcal{MS}_{\text{init}}$ is the initial machine state and

MS_1, \dots, MS_n are consistent machine states. In this case, the machine states MS_0, \dots, MS_n are said to be reachable from MS_{init} .

Given an instruction label function $J : \mathcal{P} \rightarrow \mathbb{L}$ that maps each process $p \in \mathcal{P}$ to an instruction label in \mathbb{L}_p , the *reachability* problem asks whether there exists a machine state of the form (J, R, V, P, M, G) that is reachable from MS_{init} . In the case of a positive answer to this problem, we say that J is reachable in *Prog* in PS 2.0.

2.4 Examples

In the following, we describe some examples to demonstrate PS 2.0. For readability, instead of referring to reachable instruction labels, we consider possible program outcomes represented using the program comment annotation “//”. All writes and reads are relaxed in both examples below.

Example 2.1. The annotated program outcome in Figure 3 is not allowed by PS 2.0.

We list the execution steps of PS 2.0 showing that the annotated behaviour is not possible.

We give a proof by contradiction. Assume that the annotated behaviour is possible. The only way for this is that the first process p_1 (whose code on the left side) to execute the **else** branch.

For this, it needs to read 2 from x . This can be provided only by the second process using the write $x=2$. For this to happen, p_2 first executes the write $z=3$ by adding a message $(z, 3, (r, s], \perp)$ to the memory. Next, p_2 has to read a message of the form $(z, 2, (f, t], \perp)$ which can only be generated by p_1 as a promise.

Note that p_1 can promise the write $z = 2$ in its **if ... then** branch. To certify this promise, p_1 starts from the capped memory, and first executes the write $z=1$ in the **if ... then** branch. To do this, it can split the promise interval $(f, t]$ and add a message $(z, 1, (f, t'], \perp)$ while modifying $(z, 2, (f, t], \perp)$ in the memory to $(z, 2, (t', t], \perp)$. Note that since we work from the capped memory, there are no available intervals in $[0, \max(t, s)]$, and the only way to add a message for the write $z=1$ of p_1 , in such a way that p_1 can read the 3 written by p_2 , and also to fulfil its promise, is to split the promise interval. Next, p_1 reads $(z, 3, (r, s], \perp)$ to go past the **assume**($z=3$) statement. This imposes $f < t' \leq r < s$. However, since p_2 wrote 3 to z before reading the promise $(z, 2, (t', t], \perp)$, we also need $r < s \leq f < t'$ which contradicts $f < r$. Hence, the annotated behaviour is not reachable, since p_1 fails the certification.

Example 2.2. In Figure 4, we present an example having a run realising the program outcome which has unboundedly many reservations and subsequent cancellations.

We list the execution steps of PS 2.0 leading to the annotated behaviour. Items prefixed with “C” represent certification steps.

- (1) Process 2 writes 1 to w .
- (2) Process 3 writes arbitrarily many messages $(y, 0, (f_1, t_1], \perp), (y, 0, (f_2, t_2], \perp) \dots (y, 0, (f_k, t_k], \perp)$ such that $t_1 < f_2 < t_2 < f_3 \dots < f_k < t_k$, until it reads the value 1 from w . The number of messages written depends on the number of iterations of **while**.
- (3) Process 1 promises $(x, 2, (f, t], \perp)$ corresponding to the write $x = 2$ in the **else** branch.

<pre> \$r1=x if(\$r1 != 2){ z=1 \$r1=z assume(\$r1=3) z=2 } else{ z=2 // } </pre>	<pre> z=3 \$r2=z assume(\$r2=2) x=2 </pre>
-------------------------------------------------------------------------------------------------------	--------------------------------------------

Fig. 3. The annotated behaviour is not reachable.

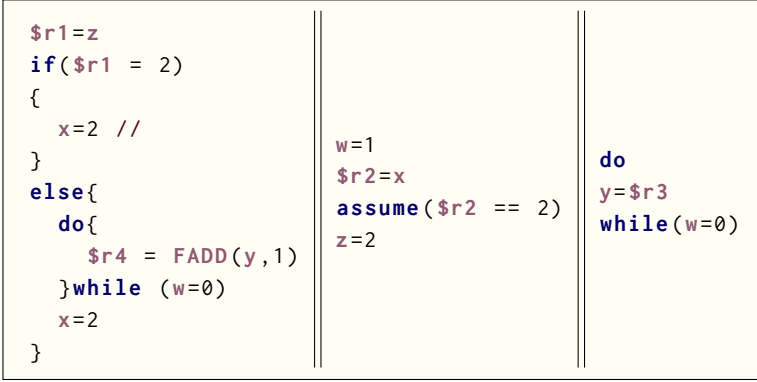


Fig. 4. The annotated behaviour is reachable.

- (4) Process 1 makes arbitrarily many reservations $(y, (t_1, t'_1]), (y, (t_2, t'_2]), \dots, (y, (t_{k-1}, t'_{k-1}])$ such that $t'_1 < f_2 < t'_2 < f_3 \dots t'_{k-1} < f_k < t_k$ and $(y, (t_k, t_{k+1}])$.
- (C1) Starting from the capped memory, process 1 cancels the reservations one by one, while executing the **FADD** instructions, thereby adding messages $(y, 1, (t_i, t'_i], \perp)$ to the memory.
- (C2) Process 1 fulfils its promise.
- (5) Process 2 reads the message $(x, 2, (f, t], \perp)$ and adds the message $(z, 2, (f'', t''), \perp)$ for the write $z = 2$.
- (6) Process 1 reads $(z, 2, (f'', t''), \perp)$ and fulfils $(x, 2, (f, t], \perp)$ reaching the program outcome.

3 UNDECIDABILITY OF CONSISTENT REACHABILITY IN PS 2.0

In this section, we show that reachability is undecidable for PS 2.0 even for finite-state programs. The proof is by a reduction from Post's Correspondence Problem (PCP) [Post 1946]. Our proof works with the fragment of PS 2.0 having only relaxed (rlx) memory accesses and crucially uses unboundedly many promises to ensure that a process cannot skip any writes made by another process. It also works even when we restrict our analysis to executions that can be split into a bounded number of contexts, where within each context, only one process is active. We need just 3 context switches. Our undecidability result is also *tight* in the sense that the reachability problem becomes decidable when we restrict ourselves to machine states where the number of promises is bounded. Given our proof (Theorem 3.1) where undecidability is obtained with the rlx fragment of PS 2.0, a natural question is the decidability status of the ra fragment of PS 2.0. This is known to be undecidable from [Abdulla et al. 2019] even in the absence of promises. Let us call the fragment of PS 2.0 with only rlx memory accesses PS 2.0-rlx.

THEOREM 3.1. *The reachability problem for concurrent programs over a finite data domain is undecidable under PS 2.0. In fact, the undecidability still holds for the PS 2.0-rlx fragment. accesses.*

The rest of this section is devoted to the proof of Theorem 3.1. The undecidability is obtained by a reduction from Post's Correspondence Problem (PCP) [Post 1946]. A PCP instance consists of two sequences u_1, \dots, u_n and v_1, \dots, v_n of non-empty words over some alphabet Σ . Checking whether there exists a sequence of indices $j_1, \dots, j_k \in \{1, \dots, n\}$ s.t. $u_{j_1} \dots u_{j_k} = v_{j_1} \dots v_{j_k}$ is undecidable.

We construct a concurrent program with two processes p_1 and p_2 (see Figure 5), six memory locations $\text{Loc} = \{x, y, \text{validate}, \text{index}, \text{index}', \text{term}\}$, and two registers $\{\$r, \$r'\}$. The finite data domain of *Prog* is defined as $\text{Val} = \Sigma \cup \{0, 1, \dots, n\} \cup \{\$, \#\}$, where $\$$ and $\#$ are two special symbols (not in $\Sigma \cup \{0, 1, \dots, n\}$). All the locations and registers are initialized to zero. We show that reaching

Process p_1	Process p_2	Module $_{v_i}^{p_1}$	Module $_{u_i}^{p_2}$
<pre> /* generation mode */ if validate = 0 then while term = 0 do index = 1 Module$_{u_1}^{p_1}$ index = # ... index = n Module$_{u_n}^{p_1}$ index = # done index = § /* validation mode */ else \$r' = index' assume(\$r' ∈ [1, n]) while \$r' ≠ § do if \$r' = 1 then Module$_{v_1}^{p_1}$ else if \$r' = 2 then Module$_{v_2}^{p_1}$... else if \$r' = n then Module$_{v_n}^{p_1}$ end if assume(index' = #) \$r' = index' assume(index' ≠ #) done index = § assume(true) // end if </pre>	<pre> term = 1; \$r = index; assume(\$r ∈ [1, n]) while \$r ≠ § do if \$r = 1 then Module$_{u_1}^{p_2}$ else if \$r = 2 then Module$_{u_2}^{p_2}$... else if \$r = n then Module$_{u_n}^{p_2}$ end if assume(index = #) \$r = index assume(\$r ≠ #) done validate = 1 index' = § assume(true) // </pre>	<pre> assume(y = v$_i$[1]) assume(y = #) assume(y = v$_i$[2]) ... assume(y = v$_i$[v$_i$]) assume(y = #) x = v$_i$[1] x = # x = v$_i$[2] ... x = v$_i$[v$_i$] index = i index = # </pre>	<pre> assume(x = u$_i$[1]) assume(x = #) assume(x = u$_i$[2]) ... assume(x = u$_i$[u$_i$]) assume(x = #) y = u$_i$[1] y = # y = u$_i$[2] ... y = u$_i$[u$_i$] index' = i index' = # </pre>
		Module $_{u_i}^{p_1}$	
		<pre> x = u$_i$[1] x = # x = u$_i$[2] ... x = u$_i$[u$_i$] x = # </pre>	

Fig. 5. Simulation of the PCP problem using two processes.

the instructions annotated by `//` and `//` in p_1, p_2 is possible iff the PCP instance has a solution. We give below an overview of the execution steps leading to the annotated instructions.

- (1) To begin, process p_2 writes 1 to the location $term$.
- (2) Process p_1 promises to write letters of u_i (one by one) to location x , and the respective indices i to the location $index$. The number of made promises is arbitrary, since it depends on the length of the PCP solution. Observe that the sequence of promises made to the variable $index$ corresponds to the guessed solution of the PCP problem.
- (C1) Using the `if` branch, p_1 fulfils its promise.
- (3) Process p_2 reads from the sequences of promises written to x and $index$ and copies them (one by one) to variables y and $index'$ respectively, and reaches `//`.
- (4) The `else` branch in p_1 is enabled at this point, where p_1 reads the sequence of indices from $index'$, and each time it reads an index i from $index'$, it checks that it can read the sequence of letters of v_i from y .
- (C1) p_1 copies (one by one) the sequence of observed values from y and $index'$ back to x and $index$ respectively. To fulfil the promises, it is crucial that the sequence of read values from

$index'$ (resp. y) is the same as the sequence of written values to $index$ (resp. x). Since y holds a sequence $v_{i_1} \dots v_{i_k}$, the promises are fulfilled iff this sequence is same as the promised sequence $u_{i_1} \dots u_{i_k}$. This happens only when i_1, \dots, i_k is a PCP solution.

(5) At the end of promise fulfilment, p_1 reaches $//$.

Let us now give more details about the code of the two processes given in Figure 5. Depending on the value of the *validate* flag read, process p_1 can run in generation mode (**then** branch) or validation mode (**else** branch). In generation mode, p_1 writes in sequential manner the sequence of indices (alternated with the special symbol #) of a potential solution of the PCP problem to the location $index$ and writes, letter by letter, the sequence of letters of the word u_i to location x each time p_1 sets the location $index$ to i (using the $\text{Module}_{U_i}^{P_1}$ procedure). In validation mode, p_1 reads from locations $index'$ and y and writes back what it has read, to the locations $index$ and x , respectively (using the $\text{Module}_{V_i}^{P_1}$). The second process proceeds in a similar manner as the **else** branch of the first process: It reads from locations $index$ and x and writes the values read to $index'$ and y , respectively (using the $\text{Module}_{U_i}^{P_2}$). We will show that a solution of the PCP problem exists iff we can reach the annotations $//$, $//$ respectively in processes p_1, p_2 .

Assume that a solution of the PCP problem exists. This means that there is a sequence of indices i_1, i_2, \dots, i_k such that $v_{i_1}v_{i_2} \dots v_{i_k} = u_{i_1}u_{i_2} \dots u_{i_k}$. Let $w = u_{i_1}u_{i_2} \dots u_{i_k}$. Let us show that the pair of annotations $//$, $//$ are reachable in *Prog*. For that aim, consider the following run of the program *Prog*: p_2 starts first by setting the location *term* to 1. Then, p_1 will use the **then** branch of its conditional statement and make the two following sequences of promises $(index, i_1, (1, 2]), (index, i_2, (2, 3]), \dots, (index, i_k, (k, k + 1])$ and $(x, w[1], (1, 2]), (x, w[2], (2, 3]), \dots, (x, w[|w|], (|w|, |w| + 1])$. Observe that p_1 can certify such sequences of promises by iterating its iterative statement in the **then** branch of its alternative statements. Once these promises are performed, p_2 reads these two sequences and writes them back to the locations $index'$ and y , respectively. p_2 then sets the location *validate* to 1. Now p_1 can resume its execution by reading the location *validate* written by the second process and enter its **else** branch of its alternative statement. Then, p_1 will iteratively read the values written by p_2 on the location $index'$ and y and write them back to the locations $index$ and x , respectively. By doing this p_1 fulfils also the sequence of promises that has been issued.

Now assume that we can reach the pair of annotations $//$, $//$. In order for p_1 to reach $//$, it must execute the **else** branch of its conditional statement. Let us assume it does so. Then, p_1 will read the sequence of indices i_1, i_2, \dots, i_k written by the process p_2 on the location $index'$. Let us assume that the process p_2 writes the sequence of indices j_1, j_2, \dots, j_m on the location $index'$ (by reading the sequence of promises made by p_1). Each time that the process p_1 reads an index from the location $index'$, it writes it back on the location $index$. The process p_1 (resp. p_2) alternates between writing/reading an index in $\{1, \dots, n\}$ and the special symbol # in order to make sure that each written index is at most read once. In similar manner, the process p_2 reads the sequence of indices j_1, j_2, \dots, j_m written by the process p_1 on the location $index$ and it writes it back on the locations $index'$. This implies that the sequence j_1, j_2, \dots, j_m is a subsequence of i_1, i_2, \dots, i_k (since the process p_2 can miss reading some written indices by the process p_1) and also that the sequence i_1, i_2, \dots, i_k is a subsequence of j_1, j_2, \dots, j_m (since p_1 can miss reading some written index by the process p_2). Thus, we have that the sequences i_1, i_2, \dots, i_k and j_1, j_2, \dots, j_m are the same. Every time the process p_1 (resp. p_2) reads an index i from the location $index'$ (resp. $index$), it (1) tries to read in sequential manner the sequence of letters appearing in v_i (resp. u_i) (alternated with the special symbol #) from the location y (resp. x), and (2) writes the same sequence of letters to the location x (resp. y). Using a similar argument as in the case of indices, we can deduce that if p_1 (resp. p_2) writes the words $v_{i_1}v_{i_2} \dots v_{i_k}$ (resp. $u_{j_1}u_{j_2} \dots u_{j_m}$), letter by letter (with an alternation with

the symbol#), to the location x (resp. y), then $v_{i_1}v_{i_2}\cdots v_{i_k}$ (resp. $u_{j_1}u_{j_2}\cdots u_{j_m}$) is a subsequence of $u_{j_1}u_{j_2}\cdots u_{j_m}$ (resp. $v_{i_1}v_{i_2}\cdots v_{i_k}$). Thus, if the pair of annotations $//, //$ are reachable then there exist two sequences i_1, i_2, \dots, i_k and j_1, j_2, \dots, j_m , written, respectively, by p_1 and p_2 such that i_1, i_2, \dots, i_k is equal to j_1, j_2, \dots, j_m , and $v_{i_1}v_{i_2}\cdots v_{i_k}$ is equal to $u_{j_1}u_{j_2}\cdots u_{j_m}$. Observe that sequence of indices i_1, i_2, \dots, i_k is non-empty due to the assume statement `assume($r' \in [1, n])`.

4 DECIDABLE FRAGMENTS OF PS 2.0

Since keeping `ra` memory accesses renders the reachability problem undecidable [Abdulla et al. 2019] and so does having unboundedly many promises when having `rlx` memory accesses (Theorem 3.1), we address in this section the decidability problem for PS 2.0-`rlx` with a bounded number of promises in any reachable configuration. Observe that bounding the number of promises in any reachable machine state does not imply that the total number of promises made during that run is bounded. Let `bdPS 2.0-rlx` represent the restriction of PS 2.0-`rlx` to boundedly many promises where the number of promises in each reachable machine state is smaller or equal to a given constant. In the following, we show the decidability of the reachability problem for `bdPS 2.0-rlx`. For establishing this result, we introduce an alternate memory model for concurrent programs which we call LoHoW (for “lossy higher order words”). We present the operational semantics of LoHoW, and show that PS 2.0-`rlx` is operationally equivalent to LoHoW. Then, under the bounded promise assumption, we show how LoHoW is used to decide the reachability problem for `bdPS 2.0-rlx`.

4.1 Introduction to LoHoW

Given an alphabet A , a simple word over A is an element of A^* , while a higher order word is an element of $(A^*)^*$ (i.e., word of words). A *state* of LoHoW maintains a collection of higher order words, one per location, along with the states of all processes. The higher order word HW_x corresponding to the location x is a word of simple words, representing the sub memory $M(x)$ in PS 2.0-`rlx`. Each simple word in HW_x is an ordered sequence of “memory types”, that is, messages or promises in the memory corresponding to x , maintained in the order of their `to` timestamps in the memory. Unlike PS 2.0-`rlx`, the LoHoW does not store timestamps in the messages and promises; instead, it takes advantage of the word order which induces a natural ordering amongst these without explicit use of timestamps. The key information to encode in each memory type occurring in HW_x is: (1) whether it is a message (`msg`) or a promise (`prm`), (2) which process (p) added it to the memory, and the value (`val`) it holds, (3) the set S (called pointer set) of processes that are aware of this message/promise (processes which point to this message/promise), and (4) whether the time interval to the right has been reserved by some process.

Memory Types. A *memory type* is an element of $\Sigma = \{\text{msg}, \text{prm}\} \times \text{Val} \times \mathcal{P} \times 2^{\mathcal{P}} \cup \Gamma = \{\text{msg}, \text{prm}\} \times \text{Val} \times \mathcal{P} \times 2^{\mathcal{P}} \times \mathcal{P}$. The first component represents a message (`msg`) or a promise (`prm`) in the memory M of PS 2.0-`rlx`, the second component the value in the message/promise, the third component is the process which adds the message/promise to the memory and the fourth component is a *pointer set*, which contains all processes whose local view agree with the `to` time stamp of the message/promise. In the case of Γ , we have a fifth component which holds the id of the process that has reserved the time slot to the right of this message/promise.

For a memory type $m = (r, v, p, S)$ (or $m = (r, v, p, S, q)$), we use $m.\text{value}$ to denote v . For a memory type $m = (r, v, p, S)$ (resp. $m = (r, v, p, S, q)$) and a process $h \in \mathcal{P}$, we use $\text{add}(m, h)$ to denote the memory type $m = (r, v, p, S \cup \{h\})$ (resp. $m = (r, v, p, S \cup \{h\}, q)$). We use also $\text{delete}(m, h)$ to denote the memory type $m = (r, v, p, S \setminus \{h\})$ (resp. $m = (r, v, p, S \setminus \{h\}, q)$). This corresponds to the addition/deletion of the process h to/from the set of pointers of the memory type m .

Simple Words. A simple word is a word $\in \Sigma^* \# (\Sigma \cup \Gamma)$, and each HW_x is a word $\in (\Sigma^* \# (\Sigma \cup \Gamma))^+$. $\#$ is a special symbol not in $\Sigma \cup \Gamma$, which separates the last symbol from the rest of the simple word. Consecutive symbols of Σ in a simple word represent adjacent messages/promises in the memory of PS 2.0-rlx, and are hence unavailable for a RMW. The special symbol $\#$ segregates these from the last symbol of $\Sigma \cup \Gamma$ in a simple word. $\#$ does not correspond to any element from the memory; its job is simply to demarcate the messages/promises which are not available for RMW from the last symbol of the simple word. If the last symbol in a simple word is in Σ , then it is available for a RMW; if the last symbol is in Γ , then it is not available for a RMW since the next message adjacent to this symbol is a reservation. The last symbol from $\Sigma \cup \Gamma$ in a simple word $\Sigma^* \# (\Sigma \cup \Gamma)$ thus represents a message/promise (combined with or not a reservation) in the memory which is adjacent to the messages represented by the symbols immediately preceding $\#$ (if any).

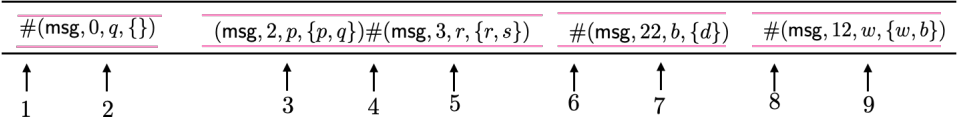


Fig. 6. A higher order word HW.

Higher order words. A *higher order word* is a sequence of simple words. Figure 6 depicts a higher order word with four simple words. We use a left to right order in both simple words and higher order words. Furthermore, we extend in the straightforward manner the classical word indexation strategy to higher order words. For example, the symbol at the third position of the higher order word HW given in Figure 6 is $\text{HW}[3] = (\text{msg}, 2, p, \{p, q\})$. A higher order word HW is *well-formed* iff for every $p \in \mathcal{P}$, there is a unique position i in HW having p in its pointer set; that is, $\text{HW}[i]$ is of the form $(-, -, -, S) \in \Sigma$ or $(-, -, -, S, -) \in \Gamma$ s.t. $p \in S$. Observe that the higher order word given in Figure 6 is well-formed. We will use $\text{ptr}(p, \text{HW})$ to denote the unique position i in HW having p in its pointer set. Next, we assume that all the manipulated higher order words are well-formed.

As already mentioned, for each $x \in \text{Loc}$, we have a higher order word HW_x . The higher order word HW_x represents the entire space $[0, \infty)$ of available timestamps. Each simple word in HW_x represents a timestamp interval $[f, t]$, with consecutive simple words representing disjoint timestamp intervals (while preserving order). The memory types in each simple word take up *adjacent* timestamp intervals, spanning the timestamp interval of the simple word. This adjacency of timestamp intervals within simple words is mainly used in RMW steps and reservations. The memory type in Σ occurring at the end of a simple word denotes a message/promise which is available for a RMW operation. The memory type in Γ occurring at the end of a simple word denotes a message/promise followed by a reservation and therefore it is not available for a RMW operation. The memory types at positions other than the rightmost in a simple word, represent messages/promises which are not available for RMW. Figure 7 presents a mapping from a memory of PS 2.0-rlx to a collection of higher order words (one per location) in LoHoW.

Given a higher order word HW, a position $i \in \{1, \dots, |\text{HW}|\}$, and $p \in \mathcal{P}$, we use $\text{add}(\text{HW}, p, i)$ (resp. $\text{delete}(\text{HW}, p)$) to denote the higher order word $\text{HW}[1, i-1] \cdot \text{add}(\text{HW}[i], p) \cdot \text{HW}[i+1, |\text{HW}|]$ (resp. $\text{HW}[1, i-1] \cdot \text{delete}(\text{HW}[\text{ptr}(p, \text{HW})], p) \cdot \text{HW}[i+1, |\text{HW}|]$). This corresponds to the addition/deletion of p to/from the set of pointers of $\text{HW}[i]/\text{HW}[\text{ptr}(p, \text{HW})]$. We use $\text{move}(\text{HW}, p, i)$ to denote $\text{add}(\text{delete}(\text{HW}, p), p, i)$.

Initializing higher order words. For each location $x \in \text{Loc}$, the initial higher order word $\text{HW}_x^{\text{init}}$ is defined as $\underline{\underline{\#(\text{msg}, 0, p_1, \mathcal{P})}}$, where \mathcal{P} is the set of all processes and p_1 is some process in \mathcal{P} . The

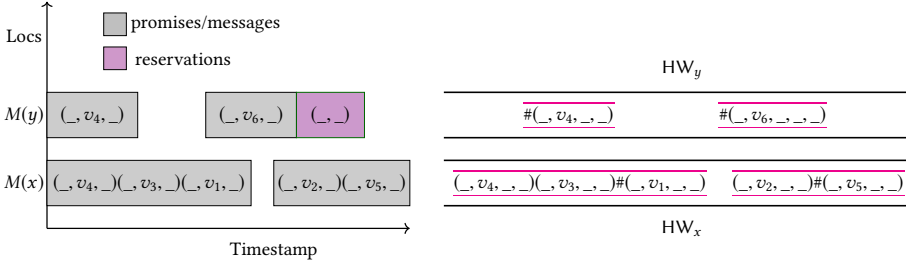


Fig. 7. A mapping from memories $M(x), M(y)$ to higher order words HW_x, HW_y , respectively.

set of all higher order words HW_x^{init} for all locations x represents the initial memory of PS 2.0-rlx where all locations have value 0, and all processes are aware of the initial message.

Simulating Reads, Writes, RMWs in LoHoW. In the following, we informally describe how to handle PS 2.0-rlx instructions in LoHoW. Since we only have the rlx access mode, we denote Reads, Writes and RMWs as $wt(x, v)$, $rd(x, v)$ and $U(x, v_r, v_w)$, dropping the access modes.

Reads. A $rd(x, v)$ step by a process p (reading v from x) is handled as follows in LoHoW.

There exists an index $j \geq \text{ptr}(p, HW_x)$ in HW_x such that $HW_x[j]$ is of the form $(-, v, -, S')$ or $(-, v, -, S', -)$. This corresponds to the existence of a memory type holding the value v in HW_x and this symbol is on the right of the current view/pointer of the process p .

Add p to the set of pointers S' and remove it from its previous position.

Writes. A $wt(x, v)$ step by a process p (writing the value v to the location x) in PS 2.0-rlx is done by adding a new message with a timestamp higher than the local view of p for x : the timestamp interval of this new message can be adjacent to the timestamp of the local view of p , or much ahead. These two possibilities are captured in LoHoW as follows.

(1) Add the simple word $\#(\text{msg}, v, p, \{p\})$ to HW_x to the right of $\text{ptr}(p, HW_x)$, or

(2) there is a symbol $\alpha \in \Sigma$ and two words w and w' such that $HW_x = w \cdot \# \cdot \alpha \cdot w'$. Then, update the higher order word HW_x to $w \cdot \alpha \cdot \# \cdot (\text{msg}, v, p, \{p\}) \cdot w'$.

Finally, remove p from its previous pointer set.

(RMW). Capturing RMWs is similar to the execution of a read followed by a write. In PS 2.0-rlx, a process p performing RMW reads from a message with a timestamp interval $(, t]$ and adds a message to the memory with timestamp interval $(t, -]$. This is handled as follows in LoHoW, and shows the need for the higher order words. Consider a $U(x, v_r, v_w)$ step by p . Then,

there is a simple word $\dots\#(-, v_r, -, S)$ in HW_x having $(-, v_r, -, S)$ as the last memory type in it, and the position of the memory type $(-, v_r, -, S)$ is on the right of the current pointer of p in HW_x . p is removed from its pointer set,

$\#(-, v_r, -, S)$ is replaced with $(-, v_r, -, S \setminus \{p\})\#$ and $(-, v_w, p, \{p\})$ is appended, resulting in extending $\dots\#(-, v_r, -, S)$ to $\dots(-, v_r, -, S \setminus \{p\})\#(-, v_w, p, \{p\})$.

Example 4.1. We illustrate the read, write and RMW in LoHoW on an example. Figure 8 depicts a run in PS 2.0-rlx and the corresponding run in LoHoW. The run of PS 2.0-rlx shows how the memory evolves, and the corresponding run in LoHoW faithfully simulates this using higher order words HW_x and HW_y .

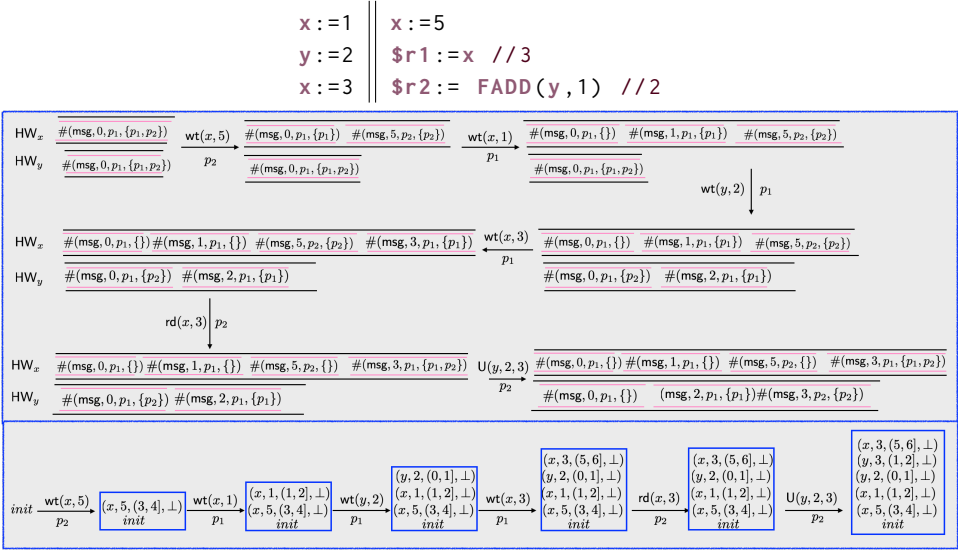


Fig. 8. Below, a run in PS 2.0 showing the changes to memory, and above, the corresponding run in LoHoW. Observe that *init* stands for the initial memory.

Promises in LoHoW. Next, we discuss how to handle promises.

Promises. Handling promises made by a process p in PS 2.0-rlx is similar to handling $wt(x, v)$: we add the simple word $\#(\text{prm}, v, p, \{\})$ in HW_x to the right of the position $\text{ptr}(p, HW_x)$, or append $(\text{prm}, v, p, \{\})$ at the end of a simple word with a position larger than $\text{ptr}(p, HW_x)$. Other than tagging the symbol as a promise (prm), the pointer set is empty.

Reservations and Cancellations in LoHoW. Next, we come to one of the new features of PS 2.0 over the first version, namely, reservations and cancellations. In PS 2.0-rlx, a process p makes a reservation by adding the pair $(x, (f, t])$ to the memory, given that there is a message/promise in the memory with timestamp interval $(-, f]$. In LoHoW this is captured by “tagging” the rightmost memory type (message/promise) in a simple word with the name of the process that makes the reservation. This requires us to consider the memory types from $\Gamma = \{\text{msg}, \text{prm}\} \times \text{Val} \times \mathcal{P} \times 2^{\mathcal{P}} \times \mathcal{P}$ where the last component stores the process which made the reservation. Such a memory type always appears at the end of a simple word, and represents that the next timestamp interval adjacent to it has been reserved. Observe that we can not add new memory types to the right of a memory type of the form (msg, v, p, S, q) . Thus, reservations are handled as follows.

- (Res) Assume the rightmost symbol in a simple word as (msg, v, p, S) . To capture the reservation by q , (msg, v, p, S) is replaced with (msg, v, p, S, q) .
- (Can) A cancellation is done by removing the last component q from (msg, v, p, S, q) resulting in (msg, v, p, S) .

Empty Memory Types, Redundant simple words. When a process p reads from a message, the pointer of p is updated, and moves forward. As a result, we may have memory types of the form $(\text{msg}, v, p, \{\})$ as well as $(\text{msg}, v, p, \{\}, q)$ representing those messages in the memory whose pointer set is empty. Call such symbols of $\Sigma \cup \Gamma$ *empty memory types*. It is then possible to lose an *empty memory type* of Σ from a simple word if it is not at the rightmost position. This will not have any consequence with respect to the reachability problem, since processes can non-deterministically skip reading some messages in the memory. Likewise, a simple word of the form $w\#m \in \Sigma^*(\Sigma \cup \Gamma)$

where all symbols in w are empty memory types from Σ and m is an empty memory type from $\Sigma \cup \Gamma$ can be lost entirely. Such simple words are called *redundant simple words*. Given this, what cannot be lost from HW_x ? The following:

- memory types $(\text{prm}, -, -, -)$ or $(\text{prm}, -, -, -)$ representing promises. This is due to the fact promises should be fulfilled and therefore can not be lost.
- non *empty memory types*: the pointer set of these contain at least one process. Since losing any of these memory types will result in losing the pointer/view of at least one of the processes.
- Only rightmost memory type (right next to #) in a simple word. Losing only this memory type will result in a non well-defined higher order word.

Certification and Fulfilment. In PS 2.0-rlx, certification, for a process p , happens from the capped memory, where intermediate time slots (other than reserved ones) are blocked, and any new message can be added only at the maximal timestamp. This is handled in LoHoW by one of the following:

- addition of new memory types is only allowed only at the right end of any HW_x ,
- If the rightmost memory type m in HW_x is of the form $(-, v, -, -, q)$ with $q \neq p$ (i.e., tagged by a reservation for q), then a simple word $\#(\text{msg}, v, q, \{\})$ is appended at the end of HW_x .

Memory is altered in PS 2.0-rlx during certification phase to check for promise fulfilment, and at the end of the certification phase, we resume from the memory which was there before. To capture this in LoHoW, we work on a duplicate of $(\text{HW}_x)_{x \in \text{Loc}}$ in the certification phase. Notice that the duplication allows losing some of empty memory types and redundant simple words non deterministically (as described in the previous paragraph). This copy of HW_x is then modified during certification, and is discarded once we finish the certification phase.

The fulfilment of a promise by p using the rule \xrightarrow{L} (see rule (MEMORY : FULFILL) in Figure 2) will be handled in a similar manner as using the rule \xrightarrow{A} (since we are only dealing with the fragment of PS 2.0 restricted to rlx). This will result in replacing a memory type of the form (prm, v, p, S) (resp. (prm, v, p, S, q)) by (msg, v, p, S) (resp. (msg, v, p, S, q)) if this memory type is in a position which is on the right of the current pointer of the process p . Then, the process p is added to the pointer set S while removing it from the previous pointer set it belongs to.

The fulfilment of a promise by a process p in PS 2.0 using the rule \xrightarrow{S} (see rule (MEMORY : FULFILL) in Figure 2) results in splitting the intervals of the promise, when adding a new message $(x, v', (f, t], \perp)$ to the memory. To capture this, we allow insertion of a memory type right before the promise whose interval is split. This will result in replacing a memory type of the form (prm, v, p, S) (resp. $\#(\text{prm}, v, p, S, q)$) by $(\text{msg}, v', p, \{p\})(\text{prm}, v, p, S)$ (resp. $(\text{msg}, v', p, \{p\})\#(\text{prm}, v, p, S, q)$) if this memory type is in a position which is on the right of the current pointer of the process p . Then, the process p is removed from the previous pointer set it belongs to. We may also need to update the position of the separator # so that it is just before the last symbol of a simple word.

SC fences. SC-fences are handled by adding a dummy process g to \mathcal{P} . Whenever a process p performs a SC fence, g, p are added to the same pointer set, by moving g (p) to the pointer set of p (g) depending on which is more to the right.

Example 4.2. Figure 9 illustrates a run in LoHoW on a program where promises are necessary to reach the annotated part `//`. To reach the annotated part in P1, the execution proceeds as follows. C1, C2 represent two certification phases.

(1) P1 promises the write of 42 to x , by a message $(x, 42, (f, t], \perp)$.

(C1) To certify, P1 begins from the capped memory, and enters the else branch. It begins a duplicate of the higher order words, and works on them in this phase.

- Since all positions in $(0, t]$ are blocked, P1 splits the interval $(f, t]$ to write 41 to x , and modifies the memory to $(x, 42, (t', t], \perp), (x, 41, (f, t'], \perp)$.
 - P1 fulfils its promise
- (2) P2 reads 42 from x and writes 42 to z
 - (3) P1 reads 42 from z
 - (4) P1 fulfils its promise, and reaches the annotated part.

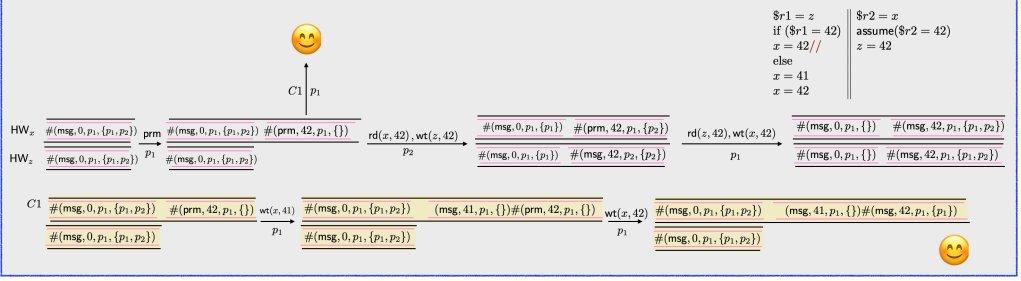


Fig. 9. Run in LoHoW. The certification phase works on the duplicates of HW_x, HW_z denoted in yellow.

4.2 Formal Model of LoHoW

In the following, we formally define LoHoW and state the equivalence of the reachability problem in PS 2.0-rlx and LoHoW.

Insertion into higher order words. A higher order word HW can be extended in position $1 \leq j \leq |HW|$ with a memory type m of the form $(r, v, p, \{p\})$ in a number of ways:

- *Insertion as a new simple word.* $HW \xleftrightarrow{j}^N m$ is defined only if $HW[j-1] = \#$ (i.e., the position j is the end of a simple word). Let HW' be the higher order word defined as $delete(HW, p)$ (i.e., removing p from its previous set of pointers). Then, the extended higher order $HW \xleftrightarrow{j}^N m$ is defined as $HW'[1, j] \cdot \#m \cdot HW'[j+1, |HW|]$ (i.e., inserting the new simple word just after the position j).
- *Insertion at the end of a simple word.* $HW \xleftrightarrow{j}^E m$ is defined only if $HW[j-1] = \#$ (i.e., the position j is the end of a simple word) and $HW[j] \in \Sigma$ (i.e., the last memory type in the simple word should be free from reservations). Let HW' be the higher order word defined as $delete(HW, p)$. Then, the extended higher order $HW \xleftrightarrow{j}^E m$ is defined as $w_1 \cdot m' \cdot \#m \cdot w_2$ with $HW' = w_1 \cdot \#m' \cdot w_2$, and $m' \in \Sigma$, and $|w_1 \cdot \#m'| = j$ (i.e., inserting the new memory type just after the position j).
- *Splitting a promise.* $HW \xleftrightarrow{j}^{SP} m$ is defined only if $HW[j]$ is of the form $(prm, -, p, -)$ or $(prm, -, p, -, -)$ (i.e., the memory type at position j is a promise). Let HW' be the higher order word defined as $delete(HW, p)$. Then, the extended higher order $HW \xleftrightarrow{j}^{SP} m$ is defined as (1) $HW'[1, j-2] \cdot m \cdot \#m' \cdot HW'[j+1, |HW|]$ if $HW'[j] = m'$ and $HW'[j-1] = \#$, or (2) $HW'[1, j-1] \cdot m \cdot m' \cdot HW'[j+1, |HW|]$ if $HW'[j] = m'$ and $HW'[j-1] \neq \#$. Observe that in both cases we are inserting the new memory type m just before the position j .
- *Fulfilment of a promise.* $HW \xleftrightarrow{j}^{FP} m$ is defined only if $HW[j]$ is of the form (prm, v, p, S) or (prm, v, p, S, q) . Let HW' be the higher order word defined as $delete(HW, p)$. Then, the extended

higher order HW $\xleftrightarrow{j}^{FP} m$ is defined as $\text{HW}'[1, j-1] \cdot m' \cdot \text{HW}'[j+1, |\text{HW}'|]$ with $m' = (\text{msg}, v, p, S \cup \{p\})$ if $\text{HW}[j] = (\text{prm}, v, p, S)$ and $m' = (\text{msg}, v, p, S \cup \{p\}, q)$ if $\text{HW}[j] = (\text{prm}, v, p, S, q)$.

- *Splitting a reservation.* HW $\xleftrightarrow{j}^{SR} m$ is defined only if $\text{HW}[j]$ is of the form (r', v', q, S, p) . Let HW' be the higher order word defined as $\text{delete}(\text{HW}, p)$. Then, the extended higher order HW $\xleftrightarrow{j}^{SR} m$ is defined as $\text{HW}'[1, j-2] \cdot (r', v', q, S) \cdot \#(r, v, p, \{p\}, p) \cdot \text{HW}'[j+1, |\text{HW}'|]$. Observe that the new message $(r, v, p, \{p\}, p)$ is added to the right of the position j which corresponds to the slot that has been reserved by p . This special splitting rule will be used during the certification phase. This will allow the process p to use the reserved slots. Recall that it is not allowed to add memory types in the middle of the higher order words (other than the reserved ones) during the certification phase.

Making/Canceling a reservation. A higher order word HW can also be modified through making/canceling a reservation at a position $1 \leq j \leq |\text{HW}|$ by a process p . Thus, we define the operation $\text{Make}(\text{HW}, p, j)$ (resp. $\text{Cancel}(\text{HW}, p, j)$) that reserves (resp. cancels) a time slot at the position j . $\text{Make}(\text{HW}, p, j)$ (resp. $\text{Cancel}(\text{HW}, p, j)$) is only defined if $\text{HW}[j]$ is of the form (r, v, q, S) (resp. (r, v, q, S, p)) and $\text{HW}[j-1] = \#$. Then, the extended higher order $\text{Make}(\text{HW}, p, j)$ (resp. $\text{Cancel}(\text{HW}, p, j)$) is defined as $\text{HW}[1, j-1] \cdot (r, v, q, S, p) \cdot \text{HW}[j+1, |\text{HW}'|]$ (resp. $\text{HW}[1, j-1] \cdot (r, v, q, S) \cdot \text{HW}[j+1, |\text{HW}'|]$).

Process configuration in LoHoW. A configuration of $p \in \mathcal{P}$ in LoHoW consists of a pair (σ, HW) where (1) σ is the process state maintaining the instruction label and the register values (see Subsection 2.3), and HW is a mapping from the set of locations to higher order words. The transition relations $\xrightarrow[p]{\text{std}}$ and $\xrightarrow[p]{\text{cert}}$ between process configuration is given in Figure 10. The transition relation

$\xrightarrow[p]{\text{cert}}$ is used only in the certification phase while $\xrightarrow[p]{\text{std}}$ is used to simulate the standard phase of PS 2.0-rlx. A read operation in both phases (standard and certification) is handled by reading a value from a memory type which is on the right of the current pointer of p . A write operation, in the standard phase, can result in the insertion, on the right of the current pointer of p , of a new memory type at the end of a simple word or as a new simple word. The memory type resulting from a write in the certification phase is only allowed to be inserted at the end of the higher order word or at the reserved slots (using the rule splitting a reservation). Write can also be used to fulfil a promise or to split a promise (i.e., partial fulfilment) during the both phases. Making/canceling a reservation will result in tagging/untagging a memory type at the end of a simple word on the right of the current pointer of p . The case of RMW is similar to a read followed by a write operations (whose resulting memory type should be inserted to the right of the read memory type). Finally, a promise can only be made during the standard phase and the resulting memory type will be inserted at the end of a simple word or as a new word on the right of the current pointer of p .

Losses in LoHoW. Let HW and HW' be two higher order words in $(\Sigma^* \# (\Sigma \cup \Gamma))^+$. Let us assume that $\text{HW} = u_1 \# a_1 u_2 \# a_2 \dots u_k \# a_k$ and $\text{HW}' = v_1 \# b_1 v_2 \# b_2 \dots v_m \# b_m$, with $u_i, v_i \in \Sigma^*$ and $a_i, b_j \in \Sigma \cup \Gamma$. We extend the subword relation \sqsubseteq to higher order word as follows: $\text{HW} \sqsubseteq \text{HW}'$ iff there is a strictly increasing function $f : \{1, \dots, k\} \rightarrow \{1, \dots, m\}$ s.t. (1) $u_i \sqsubseteq v_{f(i)}$ for all $1 \leq i \leq k$, (2) $a_i = b_{f(i)}$, and (3) we have the same number of memory types of the form $(\text{prm}, -, -, -)$ or $(\text{prm}, -, -, -, -)$ in HW and HW'. The relation \sqsubseteq corresponds to the loss of some special empty memory types and redundant simple words (as explained earlier). The relation \sqsubseteq is extended to mapping from locations to higher order words as follows: $\text{HW} \sqsubseteq \text{HW}'$ iff $\text{HW}(x) \sqsubseteq \text{HW}'(x)$ for all $x \in \text{Loc}$.

LoHoW states. A LoHoW state st is a tuple $((J, R), \text{HW})$ where $J : \mathcal{P} \mapsto \mathbb{L}$ maps each process p to the label of the next instruction to be executed, $R : \text{Reg} \rightarrow \text{Val}$ maps each register to its current

$\frac{\sigma \xrightarrow[p]{rd(x,v)} \sigma', i \geq \text{ptr}(p, \mathbf{HW}(x)), v = \mathbf{HW}(x)[i].\text{value}, \mathbf{HW}' = \mathbf{HW}[x \mapsto \text{move}(\mathbf{HW}(x), p, i)]}{(\sigma, \mathbf{HW}) \xrightarrow[p]{a} (\sigma', \mathbf{HW}')}$	Read $a \in \{\text{cert}, \text{std}\}$
$\frac{\sigma \xrightarrow[p]{wt(x,v)} \sigma', i > \text{ptr}(p, \mathbf{HW}(x)), \mathbf{HW}' = \mathbf{HW}[x \mapsto (\mathbf{HW}(x) \xleftrightarrow[i]{K} (\text{msg}, v, p, \{p\}))]}{(\sigma, \mathbf{HW}) \xrightarrow[p]{a} (\sigma', \mathbf{HW}')}$	(Partial) fulfilment(write) $a \in \{\text{cert}, \text{std}\}, K \in \{SP, FP\}$
$\frac{\sigma \xrightarrow[p]{wt(x,v)} \sigma', i \geq \text{ptr}(p, \mathbf{HW}(x)), \mathbf{HW}' = \mathbf{HW}[x \mapsto (\mathbf{HW}(x) \xleftrightarrow[i]{K} (\text{msg}, v, p, \{p\}))]}{(\sigma, \mathbf{HW}) \xrightarrow[p]{\text{std}} (\sigma', \mathbf{HW}')}$	Standard write $K \in \{N, E\}$
$\frac{\sigma \xrightarrow[p]{wt(x,v)} \sigma', i = \mathbf{HW}(x) , \mathbf{HW}' = \mathbf{HW}[x \mapsto (\mathbf{HW}(x) \xleftrightarrow[i]{K} (\text{msg}, v, p, \{p\}))]}{(\sigma, \mathbf{HW}) \xrightarrow[p]{\text{cert}_1} (\sigma', \mathbf{HW}')}$	Certification write $K \in \{N, E\}$
$\frac{\sigma \xrightarrow[p]{wt(x,v)} \sigma', i \geq \text{ptr}(p, \mathbf{HW}(x)), \mathbf{HW}' = \mathbf{HW}[x \mapsto (\mathbf{HW}(x) \xleftrightarrow[i]{SR} (\text{msg}, v, p, \{p\}))]}{(\sigma, \mathbf{HW}) \xrightarrow[p]{\text{cert}} (\sigma', \mathbf{HW}')}$	Splitting a reservation (write)
$\frac{i \geq \text{ptr}(p, \mathbf{HW}(x)), \mathbf{HW}' = \mathbf{HW}[x \mapsto \text{Make}(\mathbf{HW}(x), p, i)]}{(\sigma, \mathbf{HW}) \xrightarrow[p]{\text{std}} (\sigma, \mathbf{HW}')}$	Making a reservation
$\frac{i \geq \text{ptr}(p, \mathbf{HW}(x)), \mathbf{HW}' = \mathbf{HW}[x \mapsto \text{Cancel}(\mathbf{HW}(x), p, i)]}{(\sigma, \mathbf{HW}) \xrightarrow[p]{a} (\sigma, \mathbf{HW}')}$	Cancelling a reservation $a \in \{\text{cert}, \text{std}\}$
$\frac{\sigma \xrightarrow[p]{U(x,v_r,w_r)} \sigma', i \geq \text{ptr}(p, \mathbf{HW}(x)), v_r = \mathbf{HW}(x)[i].\text{value}, \mathbf{HW}' = \mathbf{HW}[x \mapsto (\mathbf{HW}(x) \xleftrightarrow[i]{E} (\text{msg}, w_r, p, \{p\}))]}{(\sigma, \mathbf{HW}) \xrightarrow[p]{\text{std}} (\sigma', \mathbf{HW}')}$	Standard update
$\frac{\sigma \xrightarrow[p]{U(x,v_r,w_r)} \sigma', i = \mathbf{HW}(x) , v_r = \mathbf{HW}(x)[i].\text{value}, \mathbf{HW}' = \mathbf{HW}[x \mapsto (\mathbf{HW}(x) \xleftrightarrow[i]{E} (\text{msg}, w_r, p, \{p\}))]}{(\sigma, \mathbf{HW}) \xrightarrow[p]{\text{cert}} (\sigma', \mathbf{HW}')}$	Certification Update
$\frac{\sigma \xrightarrow[p]{U(x,v_r,w_r)} \sigma', i \geq \text{ptr}(p, \mathbf{HW}(x)), v_r = \mathbf{HW}(x)[i].\text{value}, \mathbf{HW}' = \mathbf{HW}[x \mapsto (\mathbf{HW}(x) \xleftrightarrow[i+1]{K} (\text{msg}, w_r, p, \{p\}))]}{(\sigma, \mathbf{HW}) \xrightarrow[p]{a} (\sigma', \mathbf{HW}')}$	(Partial) fulfilment (update) $a \in \{\text{cert}, \text{std}\}, K \in \{SP, FP\}$
$\frac{\sigma \xrightarrow[p]{U(x,v_r,w_r)} \sigma', i \geq \text{ptr}(p, \mathbf{HW}(x)), v_r = \mathbf{HW}(x)[i].\text{value}, \mathbf{HW}' = \mathbf{HW}[x \mapsto (\mathbf{HW}(x) \xleftrightarrow[i]{SR} (\text{msg}, w_r, p, \{p\}))]}{(\sigma, \mathbf{HW}) \xrightarrow[p]{\text{cert}} (\sigma', \mathbf{HW}')}$	Splitting a reservation (update)
$\frac{i \geq \text{ptr}(p, \mathbf{HW}(x)), \mathbf{HW}' = \mathbf{HW}[x \mapsto (\mathbf{HW}(x) \xleftrightarrow[i]{E} (\text{prm}, v, p, \{\}))]}{(\sigma, \mathbf{HW}) \xrightarrow[p]{\text{std}} (\sigma, \mathbf{HW}')}$	Promise
$\frac{\sigma \xrightarrow[p]{\text{SC-fence}} \sigma', i_x = \max(\text{ptr}(p, \mathbf{HW}(x)), \text{ptr}(g, \mathbf{HW}(x))), \mathbf{HW}' = \mathbf{HW}[x \mapsto \text{move}(\mathbf{HW}(x), p, i_x)]_{x \in \text{Loc}} [x \mapsto \text{move}(\mathbf{HW}(x), g, i_x)]_{x \in \text{Loc}}}{(\sigma, \mathbf{HW}) \xrightarrow[p]{a} (\sigma', \mathbf{HW}')}$	SC-fence $a \in \{\text{std}, \text{cert}\}$

Fig. 10. LoHoW inference rules at the process level, defining the transition $(\sigma, \mathbf{HW}) \xrightarrow[p]{a} (\sigma', \mathbf{HW}')$ where $p \in \mathcal{P}$ and $a \in \{\text{std}, \text{cert}\}$ is the current mode. $\sigma = (J, R)$ and $\sigma' = (J', R')$ represent local process states.

value, and \mathbf{HW} is a mapping from locations to higher order words. The initial LoHoW state st_{init} is defined as $((J_{\text{init}}, R_{\text{init}}), \mathbf{HW}_{\text{init}})$ where: (1) $J_{\text{init}}(p)$ is the label of the initial instruction of p ; (2) $R_{\text{init}}(\$r) = 0$ for every register $\$r \in \text{Reg}$; and (3) $\mathbf{HW}_{\text{init}}(x) = \mathbf{HW}_x^{\text{init}}$ for all $x \in \text{Loc}$.

Now we are ready to define the induced transition relation between LoHoW states. For two LoHoW states $\text{st} = ((J, R), \mathbf{HW})$ and $\text{st}' = ((J', R'), \mathbf{HW}')$ and $a \in \{\text{std}, \text{cert}\}$, we write $\text{st} \xrightarrow[p]{a} \text{st}'$ iff one of the following cases holds: (1) $((J(p), R), \mathbf{HW}) \xrightarrow[p]{a} ((J'(p), R'), \mathbf{HW}')$ and $J(p') = J'(p')$ for all $p' \neq p$, or (2) $(J, R) = (J', R')$ and $\mathbf{HW} \sqsubseteq \mathbf{HW}'$.

Two phases LoHoW states. A two-phases state of LoHoW is $\mathcal{S} = (\pi, p, \text{st}_{\text{std}}, \text{st}_{\text{cert}})$ where $\pi \in \{\text{cert}, \text{std}\}$ is a flag describing whether the LoHoW is in “standard” phase or “certification” phase, p is the process which evolves in one of these phases, while $\text{st}_{\text{std}}, \text{st}_{\text{cert}}$ are two LoHoW states (one for each phase). When the LoHoW is in the standard phase, then st_{std} evolves, and when the LoHoW is in certification phase, st_{cert} evolves. A two-phases LoHoW state is said to be initial if it is of the form $(\text{std}, p, \text{st}_{\text{init}}, \text{st}_{\text{init}})$, where $p \in \mathcal{P}$ is any process. The transition relation \rightarrow between two-phases LoHoW states is defined as follows: Given $\mathcal{S} = (\pi, p, \text{st}_{\text{std}}, \text{st}_{\text{cert}})$ and $\mathcal{S}' = (\pi', p', \text{st}'_{\text{std}}, \text{st}'_{\text{cert}})$, we have $\mathcal{S} \rightarrow \mathcal{S}'$ iff one of the following cases hold:

- **During the standard phase.** $\pi = \pi' = \text{std}$, $p = p'$, $\text{st}_{\text{cert}} = \text{st}'_{\text{cert}}$ and $\text{st}_{\text{std}} \xrightarrow[p]{\text{std}} \text{st}'_{\text{std}}$. This corresponds to a simulation of a standard step of the process p .
- **During the certification phase.** $\pi = \pi' = \text{cert}$, $p = p'$, $\text{st}_{\text{std}} = \text{st}'_{\text{std}}$ and $\text{st}_{\text{cert}} \xrightarrow[p]{\text{cert}} \text{st}'_{\text{cert}}$. This corresponds to a simulation of a certification step of the process p .
- **From the standard phase to the certification phase.** $\pi = \text{std}$, $\pi' = \text{cert}$, $p = p'$, $\text{st}_{\text{std}} = \text{st}'_{\text{std}} = ((J, R), \text{HW})$, and st'_{cert} is of the form $((J, R), \text{HW}')$ where for every $x \in \text{Loc}$, $\text{HW}'(x) = \text{HW}(x) \# (\text{msg}, v, q, \{\})$ if $\text{HW}(x)$ is of the form $w \cdot \#(-, v, -, -, q)$ with $q \neq p$, and $\text{HW}'(x) = \text{HW}(x)$ otherwise. This corresponds to the copying of the standard LoHoW state to the certification LoHoW state in order to check if the set of promises made by the process p can be fulfilled. The higher order word $\text{HW}'(x)$ (at the beginning of the certification phase) is almost the same as $\text{HW}(x)$ (at the end of the standard phase) except when the rightmost memory type $(-, v, -, -, q)$ of $\text{HW}(x)$ is tagged by a reservation of a process $q \neq p$. In that case, we append the memory type $(\text{msg}, v, q, \{\})$ at the end of $\text{HW}(x)$ to obtain $\text{HW}'(x)$. Note that this is in accordance to the definition of capping memory before going into certification: to cite, (item 2 in capped memory of [Lee et al. 2020]), a cap message is added for each location unless it is a reservation made by the process going in for certification. It is easy to see that this transition rule can be implemented by a sequence of transitions which copies one symbol at a time, from HW to HW' .
- **From the certification phase to standard phase.** $\pi = \text{cert}$, $\pi' = \text{std}$, $\text{st}_{\text{std}} = \text{st}'_{\text{std}}$, $\text{st}_{\text{cert}} = \text{st}'_{\text{cert}}$, and st_{cert} is of the form $((J, R), \text{HW})$ with $\text{HW}(x)$ does not contain any memory type of the form $(\text{prm}, -, p, -)/(\text{prm}, -, p, -, -)$ for all $x \in \text{Loc}$ (i.e., all promises made by p are fulfilled).

The Reachability Problem in LoHoW. Given an instruction label function $J : \mathcal{P} \rightarrow \mathbb{L}$ that maps each $p \in \mathcal{P}$ to a label in \mathbb{L}_p , the *reachability* problem in LoHoW asks whether there exists a two phases LoHoW state \mathcal{S} of the form $(\text{std}, -, ((J, R), \text{HW}), ((J', R'), \text{HW}'))$ s.t. (1) $\text{HW}(x)$ and $\text{HW}'(x)$ do not contain any memory type of the form $(\text{prm}, -, p, -)/(\text{prm}, -, p, -, -)$ for all $x \in \text{Loc}$, and (2) \mathcal{S} is reachable in LoHoW (i.e., $\mathcal{S}_0 \xrightarrow{[*]} \mathcal{S}'$ where \mathcal{S}_0 is an initial two-phases LoHoW states). In the case of a positive answer to this problem, we say that J is reachable in *Prog* in LoHoW.

THEOREM 4.3. *An instruction label function J is reachable in a program Prog in LoHoW iff J is reachable in Prog in PS 2.0-rlx.*

4.3 Decidability of LoHoW with Bounded Promises

The equivalence of the reachability in LoHoW and PS 2.0-rlx, coupled with Theorem 3.1 shows that reachability is undecidable in LoHoW. To recover decidability, we look at LoHoW with only bounded number of the promise memory type in any higher order word. Let $K\text{-LoHoW}$ denote LoHoW with a number of promises bounded by K . (Observe that $K\text{-LoHoW}$ corresponds to $\text{bdPS } 2.0\text{-rlx}$.)

THEOREM 4.4. *The reachability problem is decidable for $K\text{-LoHoW}$.*

As a corollary of Theorem 4.4, the decidability of reachability follows for $\text{bdPS } 2.0\text{-rlx}$. The proof makes use of the framework of *Well-Structured Transition Systems* (WSTS) [Abdulla and Jonsson 1996; Finkel and Schnoebelen 2001], and follows from lemmas 4.5 to 4.8.

Well-Structured Transition Systems (WSTS). We recall the main ingredients of WSTS. For more details, the reader is referred to Abdulla and Jonsson [1996]; Finkel and Schnoebelen [2001].

Well-quasi Orders. Given a (possibly infinite set) C , a quasi-order on C is a reflexive and transitive relation $\leq \subseteq C \times C$. An infinite sequence c_1, c_2, \dots in C is said to be saturating if there exists indices $i < j$ s.t. $c_i \leq c_j$. A quasi-order \leq is said to be a well-quasi order (wqo) on C if every infinite

sequence in C is saturating. Given a quasi-order \leq on C , the *embedding order* \sqsubseteq on C^* (i.e., the set of finite words over C) is defined as $a_1a_2 \dots a_m \sqsubseteq b_1b_2 \dots b_n$ if there exists a strictly increasing function $g : \{1, 2, \dots, m\} \rightarrow \{1, 2, \dots, n\}$ s.t. for all $1 \leq i \leq m$, $a_i \leq b_{g(i)}$. It is well-known that if \leq is a wqo on C , then the embedding order \sqsubseteq is also a wqo on C^* [Higman 1952].

Upward Closure. Given a wqo \leq on a set C , a set $U \subseteq C$ is upward closed if for every $a \in U$ and $b \in C$, with $a \leq b$, we have $b \in U$. The upward closure of a set $U \subseteq C$ is $U\uparrow = \{b \in C \mid \exists a \in U, a \leq b\}$. It is known that every upward closed set U can be characterized by a finite *minor*. A minor $M \subseteq U$ is s.t. (i) for each $a \in U$, there is a $b \in M$ s.t. $b \leq a$, and (ii) for all $a, b \in M$ s.t. $a \leq b$, we have $a = b$. For an upward closed set U , let \min be the function that returns the minor of U .

Well-Structured Transition Systems (WSTS). Let \mathcal{T} be a transition system with (possibly infinite) set of states C , initial states C_{init} and transition relation $\rightsquigarrow \subseteq C \times C$. Let \leq be a well-quasi ordering on C . We define the set of predecessors of a subset $U \subseteq C$ of states as $\text{Pre}(U) = \{c \in C \mid \exists c' \in U. c \rightsquigarrow c'\}$. For a state c , we denote the set $\min(\text{Pre}(\{c\}\uparrow) \cup \{c\}\uparrow)$ as $\text{minpre}(c)$. \mathcal{T} is called well-structured if \rightsquigarrow is *monotonic* w.r.t. \leq : that is, given c_1, c_2 and c_3 in C , if $c_1 \rightsquigarrow c_2$ and $c_1 \leq c_3$, then there exists a state c_4 s.t. $c_3 \rightsquigarrow^* c_4$ and $c_2 \leq c_4$.

Given a finite set of states $C_{\text{target}} \subseteq C$, the *coverability* problem asks if there is a state $c' \in C_{\text{target}}\uparrow$ reachable in \mathcal{T} . The following conditions are sufficient for the decidability of this problem: (i) for every two states $c_1, c_2 \in C$, it is decidable if $c_1 \leq c_2$, (ii) for every $c \in C$, we can check if $\{c\}\uparrow \cap C_{\text{init}} \neq \emptyset$, and (iii) for each $c \in C$, the set $\text{minpre}(c)$ is finite and computable.

The algorithm for checking WSTS coverability is based on a backward analysis. The sequence $(U_i)_{i \geq 0}$ with $U_0 = \min(C_{\text{target}})$ and $U_{i+1} = \min(\text{Pre}(U_i\uparrow) \cup U_i\uparrow)$ reaches a fixpoint and is computable [Abdulla and Jonsson 1996; Finkel and Schnoebelen 2001].

LoHoW with bounded promises is a WSTS. We will show that the K-LoHoW transition system is a well-structured transition system. Let C denote the set of two-phases K-LoHoW states of *Prog*. Given an instruction label function $J : \mathcal{P} \rightarrow \mathbb{L}$, let C_{target} be a finite subset of C of the form $(\text{std}, -, ((J, R), \text{HW}), ((J', R'), \text{HW}'))$ such that for every $x \in \text{Loc}$, we have: (1) $\text{HW}(x)$ and $\text{HW}'(x)$ do not contain any memory type of the form $(\text{prm}, -, p, -)/(\text{prm}, -, p, -, -)$, and (2) $|\text{HW}(x)|, |\text{HW}'(x)| \leq |\mathcal{P}|$. We define the well-quasi ordering \sqsubseteq on C in a way that the upward closure of C_{target} consists of all two-phases K-LoHoW states of the form $(\text{std}, -, ((J, R), \text{HW}), ((J', R'), \text{HW}'))$ such that for every $x \in \text{Loc}$, $\text{HW}(x)$ and $\text{HW}'(x)$ do not contain any memory type of the form $(\text{prm}, -, p, -)/(\text{prm}, -, p, -, -)$. Then, the coverability of C_{target} is equivalent to the reachability of J in K-LoHoW.

In the following, we define the well-quasi ordering \sqsubseteq on C (Lemma 4.5). Then, we show the monotonicity of the K-LoHoW transition relation \rightarrow w.r.t. \sqsubseteq (Lemma 4.7). Finally, we show how to compute the set of predecessors of a given two-phases K-LoHoW state (Lemma 4.8). Observe that the first and second sufficient conditions for the decidability of the coverability problem, namely comparing two states and checking whether an upward closure set contains the initial state, are trivial (the second condition can be reduced whether a minimal state is equal to the initial state).

The ordering \sqsubseteq defined on mapping from locations to higher order words can be extended to two phases K-LoHoW states by component wise extension: $(\pi, p, ((J_1, R_1), \text{HW}_1), ((J_2, R_2), \text{HW}_2)) \sqsubseteq (\pi', p', ((J'_1, R'_1), \text{HW}'_1), ((J'_2, R'_2), \text{HW}'_2))$ holds iff $\pi' = \pi, p' = p, (J_1, R_1) = (J'_1, R'_1), (J_2, R_2) = (J'_2, R'_2), \text{HW}_1 \sqsubseteq \text{HW}'_1$, and $\text{HW}_2 \sqsubseteq \text{HW}'_2$. Since the embedded ordering \sqsubseteq is a wqo on higher order words when the number of promises is bounded [Higman 1952], we obtain the following lemma.

LEMMA 4.5. *The relation \sqsubseteq is a well-quasi ordering on the two phases K-LoHoW states.*

Consider now a two-phases K-LoHoW state \mathcal{S} of the form $(\text{std}, -, ((J, R), \mathbf{HW}), ((J', R'), \mathbf{HW}'))$ such that for every $x \in \text{Loc}$, $\mathbf{HW}(x)$ and $\mathbf{HW}'(x)$ do not contain any memory type of the form $(\text{prm}, -, p, -)/(\text{prm}, -, p, -, -)$, then it is easy to see that $\mathcal{S} \in C_{\text{target}} \uparrow$. This implies that:

LEMMA 4.6. *The coverability of C_{target} is equivalent to the reachability of J in K-LoHoW.*

Monotonicity. The following lemma shows the monotonicity of the K-LoHoW transition relation \rightarrow w.r.t. \sqsubseteq . This allows the backward algorithm for coverability to work with only upward closed sets, since the set of predecessors of an upward closed set is also upward closed [Abdulla and Jonsson 1996; Finkel and Schnoebelen 2001].

LEMMA 4.7. *The transition relation \rightarrow is monotonic w.r.t. \sqsubseteq .*

Computing the set of predecessors. The last sufficient condition for the decidability of the coverability problem in K-LoHoW is stated by the following lemma

LEMMA 4.8. *For each two-phases K-LoHoW state c , the set $\text{minpre}(c)$ is effectively computable.*

5 SOURCE TO SOURCE TRANSLATION

We consider a parametric under-approximation in the spirit of context bounding [Atig et al. 2011], [La Torre et al. 2009], [Lal and Reps 2009], [Norris and Demsky 2016], [Musuvathi and Qadeer 2007], [Qadeer and Rehof 2005], [Abdulla et al. 2019], [Abdulla et al. 2017]. The bounding concept chosen for concurrent programs depends on aspects related to the interactions between the processes. In the case of SC programs, context bounding has been shown experimentally to have extensive behaviour coverage for bug detection [Musuvathi and Qadeer 2007], [Qadeer and Rehof 2005]. A context in the SC setting is a computation segment where only one process is active. The concept of context bounding has been extended for weak memory models. For instance, in TSO, the notion of context is extended to one where all updates to the main memory are done only from the buffer of the active thread [Atig et al. 2011]. In the case of POWER [Abdulla et al. 2017], context was extended to consider propagation actions performed by the active process. In the case of RA [Abdulla et al. 2019], context bounding was extended to view bounding, using the notion of view switching messages. The notion of bounding appropriate for a model depends on its underlying complexity. From a theoretical point of view, we have already seen that PS 2.0 is very complex, and bounding contexts is not sufficient. Our bounding notion for PS 2.0 is based on its various features which includes relaxed as well as RA memory accesses, promises and certification. Since PS 2.0 subsumes RA, we recall the bounding notion used in RA first, using *view altering* messages.

View Altering Messages. A message in the memory is view altering if it changes the view of a process reading it. The under approximate analysis for RA [Abdulla et al. 2019] considered view bounded runs, which are runs where the number of view altering messages is bounded.

Essential Events. An essential event in a run ρ of a concurrent program under PS 2.0 is either a promise, a reservation or a view altering message, which is made by some process in the run.

Bounded Context. A context is an uninterrupted sequence of actions by a single process. In a run having K contexts, the execution switches from one process to another $K - 1$ times. A K bounded context run is one where the number of context switches are bounded by $K \in \mathbb{N}$. The K bounded context reachability problem in SC checks for the existence of a K bounded context run reaching some chosen instruction. A SC program is called a K bounded context program if all its runs are K bounded context. Now we define the notion of bounding for PS 2.0.

The Bounded Consistent Reachability Problem. Consider a run ρ of a concurrent program under PS 2.0, $\mathcal{MS}_0 \xrightarrow[p_{i_1}]{}^* \mathcal{MS}_1 \xrightarrow[p_{i_2}]{}^* \mathcal{MS}_2 \xrightarrow[p_{i_3}]{}^* \dots \xrightarrow[p_{i_n}]{}^* \mathcal{MS}_n$. A run ρ of a concurrent program Prog under PS 2.0 is called *K bounded* iff the number of essential events in ρ is $\leq K$. The

$$\begin{aligned}
\llbracket Prog \rrbracket &:= (\langle \text{global vars} \rangle; \langle \text{MAIN} \rangle; (\llbracket \text{proc } p \text{ reg } \$r^* i^* \rrbracket)^*) \\
\llbracket \text{proc } p \text{ reg } \$r^* i^* \rrbracket &:= \text{proc } p \text{ reg } \$r^* (\text{local vars}) (\text{INITPROC}) \langle \text{CSO} \rangle^{p, \lambda_0} (\llbracket i \rrbracket^p)^* \\
\llbracket \lambda : i \rrbracket^p &:= \lambda : \langle \text{CSI} \rangle; \llbracket s \rrbracket^p; \langle \text{CSO} \rangle^{p, \lambda} \\
\llbracket \text{if } exp \text{ then } i^* \text{ else } i^* \rrbracket^p &:= \text{if } exp \text{ then } (\llbracket i \rrbracket^p)^* \text{ else } (\llbracket i \rrbracket^p)^* \\
\llbracket \text{while } exp \text{ do } i^* \rrbracket^p &:= \text{while } exp \text{ do } (\llbracket i \rrbracket^p)^* \\
\llbracket \text{assume}(exp) \rrbracket^p &:= \text{assume}(exp) \\
\llbracket \$r = exp \rrbracket^p &:= \$r = exp \\
\llbracket x = \$r \rrbracket_{o \in \{rlx, ra\}}^p &:= \text{see write Pseudocode} \\
\llbracket \$r = x \rrbracket_{o \in \{rlx, ra\}}^p &:= \text{see read Pseudocode}
\end{aligned}$$

Fig. 11. Source-to-source translation map

K bounded reachability problem for PS 2.0 checks for the existence of a run ρ of $Prog$ which is K -bounded. Assuming $Prog$ has n processes, we propose an algorithm that reduces the K bounded reachability problem to a $K + n$ bounded context reachability problem under SC.

Translation Overview. Let $Prog$ be a concurrent program under PS 2.0 with set of processes \mathcal{P} and locations Loc . Our algorithm relies on a source to source translation of $Prog$ to a bounded context SC program $\llbracket Prog \rrbracket$, as shown in Figure 11 and operates on the same data domain. The translation adds a new process (MAIN) that initializes the global variables of $\llbracket Prog \rrbracket$. The translation of a process $p \in \mathcal{P}$ adds local variables, which are initialized by the function INITPROC .

This is followed by the code block $\langle \text{CSO} \rangle^{p, \lambda_0}$ (Context Switch Out) that optionally enables the process to switch out of context. For each instruction i appearing in the code of p , the map $\llbracket i \rrbracket^p$ transforms it into a sequence of instructions as follows : the code block $\langle \text{CSI} \rangle$ (Context Switch In) checks if the process is active in the current context; then it transforms each statement s of instruction i into a sequence of instructions following the map $\llbracket s \rrbracket^p$, and finally executes the code block $\langle \text{CSO} \rangle^{p, \lambda}$. $\langle \text{CSO} \rangle^{p, \lambda}$ facilitates two things: when the process is at an instruction label λ , (1) allows p to make promises/reservations after λ , s.t. the control is back at λ after certification; (2) it ensures that the machine state is consistent when p switches out of context. Translation of **assume**, **if** and **while** statements keep the same statement. Translation of read and write statements are described later. Translation of RMW statements are omitted for ease of presentation.

The set of promises a process makes has to be constrained with respect to the set of promises that it can certify, since processes can generate arbitrarily many promises/reservations, while, in reality only a few of them will be certifiable. To address this, in the translation, processes generate promises and reservations on-the-fly, and immediately certify freshly made promises. A process runs then in two modes : a ‘normal’ mode and a ‘check’ (*consistency check*) mode. In the normal mode, a process does not make any promises or reservations. In the check mode, the process may make promises and reservations and subsequently certify them. In any context, a process first enters the normal mode, and then, before exiting the context it enters the check mode. The check mode is used by the process to (1) make new promises/reservations and (2) certify consistency of the machine state. We also add an optional parameter, called *certification depth* (certDepth), which constrains the number of steps a process may take in the check mode to certify its promises. Figure 12 shows the structure of a translated run under an SC program.

To reduce the PS 2.0 run into a bounded context SC run, we use the bound on the number of essential events. From the run ρ in PS 2.0, we construct a K bounded run ρ' in PS 2.0 where the processes run in the order of generation of essential events. So, the process which generates the

first essential event is run first, till that event happens, then the second process which generates the second essential event is run, and so on. This continues till $K + n$ contexts : the K bounds the number of essential events, and the n is to ensure all processes are run to completion. The bound on the number of essential events gives a bound on the number of timestamps that need to be maintained. As observed in [Abdulla et al. 2019], one view altering read requires two timestamps; additionally, each promise/reservation requires one timestamp. Since we have K such essential events, $2K$ time stamps suffice. We choose $\text{Time} = \{0, 1, 2, \dots, 2K\}$ as the set of timestamps.

Data Structures. We mention the significant ones. The `message` data structure represents a message generated as a write or a promise and has 4 fields (i) `var`, the address of the memory location written to; (ii) the timestamp t in the view associated with the message; (iii) `v`, the value written; and (iv) `flag`, that keeps track of whether it is a message or a promise; and, in case of a promise, which process it belongs to. The `View` data structure stores, for each memory location x , (i) a timestamp $t \in \text{Time}$, (ii) a value v written to x , (iii) a Boolean $l \in \{\text{true}, \text{false}\}$ representing whether t is an exact timestamp (which can be used for essential events) or an abstract timestamp (which corresponds to non-essential events).

Global Variables. The `Memory` is an array of size K holding elements of type `message`. This array is populated with the view switching messages, promises and reservations generated by the program. We maintain counters for (1) the number of elements in `Memory`; (2) the number of context switches that have occurred; and (3) the number of essential events that have occurred.

Local Variables. In addition to its local registers, each process has local variables including

- a local variable `view`, which stores a local instance of the view function (this is of type `View`),
- `active`: a boolean variable which is set when the process is running in the current context, and
- `checkMode`: a boolean denoting whether the process is in the certification phase. We implement the certification phase as a function call, and hence store the process state and return address, while entering it.

Subroutines. We use certain helper subroutines as follows:

- `genMessage` is a subroutine which generates an instance of the `message` data structure;
- `saveState(p)` is a subroutine which saves the values of the global variables and the local states (instruction labels and local variables) of process p . This is used when switching into check mode.
- `loadState(p)` is a subroutine which loads the the values of global variables and local states of p which was saved using `saveState(p)`. This is use when switching out of check mode.

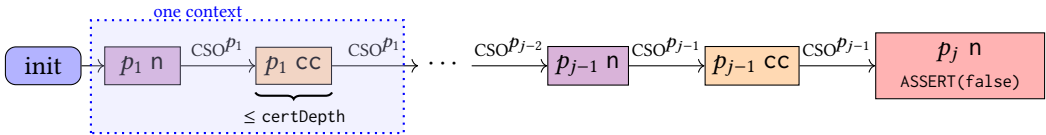


Fig. 12. Control flow: In each context, a process runs first in normal mode n and then in consistency check mode cc . The transitions between these modes is facilitated by the CSO code block of the respective process.

We check for assertion failures for $K + n$ context-bounded executions ($j \leq K + n$).

5.1 Translation Maps

In what follows we illustrate how the translation simulates a run under PS 2.0. At the outset, recall that each process alternates, in its execution, between two modes: a *normal* mode (n in Figure 12) at the beginning of each context and the *check* mode at the end of the current context (cc in Figure 12), where it may make new promises and certify them before switching out of context.

Context Switch Out ($CSO^{p,\lambda}$). We describe the CSO module (Algorithm 1 provides its pseudocode).

$CSO^{p,\lambda}$ is placed after each instruction λ in the original program and serves as an entry and exit point for the consistency check phase of the process. When in normal mode (n after some instruction λ , CSO non-deterministically guesses whether the process should exit the context at this point, and sets the *checkMode* flag to true and subsequently, saves its local state and the return address (to mark where to resume execution from, in the next context). The process then continues its execution in the consistency check mode (cc) from the current instruction label (λ) itself. Now the process may generate new promises (see the write rule) and certify these as well as earlier made promises. In order to conclude the check mode phase, the process will enter the CSO block at some different instruction label λ' . Now the *checkMode* flag will be set to true, and hence the process enters the else branch, check that there are no outstanding promises of p , and mark all its (temporarily) certified promises. Then it exits the check mode phase, setting *checkMode* to false. Finally it loads the saved state, and returns to the instruction label λ (where it entered check mode) and exits the context. Another process may now resume execution.

Write Statements. The translation of a write instruction $\llbracket x := \$r \rrbracket_o$, where $o \in \{rlx, ra\}$ of a process p is given in Algorithm 2. This is the general pseudo code for both kinds of memory accesses, with specific details pertaining to the particular access mode omitted. Let us first consider execution in the normal mode (i.e., *checkMode* is false). First, the process updates its local state with the value that it will write. Then, the process non-deterministically chooses one of three possibilities for the write, it either (i) does not assign a fresh timestamp (non-essential event), (ii) assigns a fresh timestamp and adds it to memory, or (iii) fulfils some outstanding promise.

Let us now consider a write executing in the certification phase (i.e., when *checkMode* is true). In case (i), for non essential events, notice that in certification phase, we work with a capped memory. We will only highlight differences between the normal and certification phase writes. Hence, the process can make a write if either (1) the write interval can be generated through splitting insertion or (2) the write can be certified with the help of a reservation. Basically, the writes we make either split an existing interval (and add this to the left of a promise), or is adjacent to the right of a message, or is a reservation. Thus, the time stamp of a neighbour is used. Case (ii) is similar to the

Algorithm 1: CSO

```

/* nondeterministically enter check mode and
   exit context */
if nondet() then
  if  $\neg$ checkMode then
    /* enter consistency check */
    if not in context then
      | enter context
    end
    checkMode  $\leftarrow$  true
    save localstate
    returnAddr  $\leftarrow$   $\lambda$ 
  else
    /* consistency check successful! */
    ensure all Promises for process are certified
    /* for next context */
    mark all Promises as uncertified
    checkMode  $\leftarrow$  false
    load localstate
    goto returnAddr
    exit context
  end
end

```

Algorithm 2: Write

```

update localstate with write
if nondet() then /* (i) no fresh timestamp */
  if checkMode then
    /* since write is not a promise */
    | certify message with reservation or splitting
  else if nondet() then /* (ii) fresh timestamp */
    generate a view; generate a message
    if checkMode then
      | insert message into Memory as Promise and
      | certify
    else
      | insert message into Memory as concrete
      | message
    end
  else /* (iii) fulfill old promise */
    get Promise from Memory
    check variable, value and view match
    if checkMode then
      | mark message as certified
    else
      | mark message as fulfilled
    end
    replace message into Memory
  end
end

```

normal mode, except, now the process must make the write as a promise, since it is in the check mode. Moreover the promise made is immediately certified. In case (iii) the only difference with the normal mode is that the promise is only temporarily certified (for the current context) and will need to be fulfilled in some future context.

Read Statements. The translation of a read instruction $\llbracket \$r := x \rrbracket_o$, $o \in \{rlx, ra\}$ of process p is given in Algorithm 3. The process first guesses, whether it will read from a view switching message in the memory or from its local view. If it is the latter, the process must first verify whether it can read from the local view. To give an idea of when this is not possible, consider a process which executed a fence instruction. In this case, the timestamp on a variable x may get incremented from t to $t' > t$. In this case, the current value (corresponding to t) cannot be read from again. In the case of a view switching read, we first check that we have not reached the essential event bound.

Algorithm 3: Read

```

if nondet() then /* local read */
  check local state is valid
  update local state with read
else /* nonlocal (view-switching) read */
  check that local state allows read
  get message from Memory
  check variable, value, view are allowed
  update local state with message view
end

```

6 IMPLEMENTATION AND EXPERIMENTAL RESULTS

In order to check the efficiency of the source-to-source translation, we implement a prototype tool, PS2SC which is the first tool to handle PS 2.0. PS2SC takes as input a C program and a bound K and translates it to a program $Prog'$ to be run under SC. We use CBMC version 5.10 as backend to verify $Prog'$. CBMC takes as input L , the loop unrolling parameter for bounded model checking of $Prog'$. We supply the bound on *Essential Events*, K as a parameter to PS2SC. PS2SC then considers the subset of executions respecting the bounds K and L provided as input. If it returns *unsafe*, then the program has an unsafe execution. Conversely, if it returns *safe* then none of the executions within the subset violate any assertion. K may be iteratively incremented to increase the number of executions explored. We provide a functionality with which the user optionally selects a subset of processes for which promises and reservations will be enabled. While in the extreme cases we can run PS2SC in the promise-full (all processes can promise) and promise-free modes, *partial promises* (allowing subsets of processes to promise) turns out to be an effective technique.

We now report the results of experiments we have performed with PS2SC. We have two objectives: (1) studying the performance of PS2SC on benchmarks which are unsafe only if promises are enabled and (2) comparing PS2SC with other model checkers when operating in the promise free mode (since they can not handle promises). In the first case, we show that PS2SC is able to uncover bugs in examples with low interaction (reads and writes) with the shared memory. When this interaction increases, however, PS2SC does not scale, owing to the huge non-determinism in PS 2.0. However, with partial promises, PS2SC is once again able to uncover bugs in reasonable amounts of time. In the second case, our observations highlight the ability to detect hard to find bugs with small K for unsafe benchmarks, and scalability by altering K as discussed earlier in case of safe benchmarks. We compare PS2SC with three state-of-the-art stateless model checking tools, CDSCHECKER [Norris and Demsky 2013], GENMC [Kokologiannakis et al. 2019] and RCMC [Kokologiannakis et al. 2017] that support the promise-free subset of the PS 2.0 semantics. In the tables that follow we provide the value of K (for PS2SC only) and the value of L (for all tools). We do not consider compilation time for any tool while reporting the results. For PS2SC, the time reported is the time taken by the CBMC backend for analysis. The timeout used is 1 hour for all benchmarks. All experiments are conducted on a machine with a 3.00 GHz Intel Core i5-3330 CPU and 8GB RAM running a Ubuntu 16 64-bit operating system. We denote timeout by 'TO', and memory limit exceeded by 'MLE'.

6.1 Experimenting with Promises

In this section we check the efficiency of the source-to-source translation in handling promises for PS 2.0 (which is the most difficult part due to the non-determinism). We first test PS2SC on some typical litmus-test scenarios adapted from [Chakraborty and Vafeiadis \[2019\]](#); [Kang et al. \[2017\]](#); [Lee et al. \[2020\]](#) to illustrate promise/reservation generation. PS2SC is able to verify these tests within 1 minute which shows the ability of PS2SC to handle typical programming idioms of PS 2.0.

In [Table 1](#) we consider unsafe examples in which a process is required to generate a promise (speculative write) with value as the i^{th} fibonacci number (Fibonacci-based benchmarks for SV-COMP 2019 [[Beyer 2019](#)]). This promise is certified using computations local to the process. Thus though the parameter i increases the interaction of the promising process with the memory remains constant. The CAS variant requires the process to make use of reservations. We note that PS2SC uncovers the bugs effectively in all these cases.

Now we consider the case where promises require some interaction between processes. We consider an example adapted from the Fibonacci-based benchmarks for SV-COMP 2019 [[Beyer 2019](#)], where two processes compute the i^{th} fibonacci number in a distributed fashion. Unlike the previous case, here, the amount of interaction increases with i . Here however, our tool times out.

How do we recover tractable analysis in this case? We tackle this problem by a modular approach of allowing partial-promises, i.e. subsets of processes are allowed to generate promises/reservations. In the experiments, we allowed only a single process to do so. The results obtained are in [Table 2](#), where PS2SC[1p] denotes that only one process is permitted to perform promises. We then repeat our experiments on two other unsafe benchmarks - `ExponentialBug` from [Fig. 2](#) of [[Huang 2015](#)] and have similar observations. With this modular approach PS2SC uncovers the bug. To summarize, we note that the source to source approach performs well on programs requiring limited global memory interaction. When this interaction increases, PS2SC times out, owing to the huge non-determinism of PS 2.0. However, the modular approach of partial-promises enables us to recover effectiveness.

6.2 Comparing Performance with Other Tools

In this section we compare performance of PS2SC in promise-free mode with `CDSHECKER` ([[Norris and Demsky 2013](#)]), `GENMC` ([[Kokologiannakis et al. 2019](#)]) and `RMC` ([[Kokologiannakis et al. 2017](#)]) on safe and unsafe benchmarks. We provide a subset of the experimental results, the remaining can be found in the full version. The results of this section indicate that the source-to-source translation with essential event bounding is effective at uncovering hard to find bugs in non-trivial programs. We will observe that in most examples discussed below, we had $K \leq 10$. Additionally, the bound K allows incremental verification of safe programs in cases where the other tools timeout.

Parameterized Benchmarks. In [Table 3](#) we compare the performance of these tools on two parametrized benchmarks: `ExponentialBug` (from [Fig. 2](#) of [[Huang 2015](#)]) and `Fibonacci` (from SV-COMP 2019). In `ExponentialBug(N)` N represents the number of times a process writes to a variable. We note that in `ExponentialBug(N)` the number of executions grows as $N!$, while the processes have to follow a specific interleaving to uncover the hard to find bug. In `Fibonacci(N)`, two processes compute the value of the n^{th} fibonacci number in a distributed fashion. Our tool

testcase	K	PS2SC
fib_local_3	4	0.742s
fib_local_4	4	0.761s
fib_local_cas_3	4	1.132s
fib_local_cas_4	4	1.147s

Table 1. Performance of PS2SC on cases with local computation

testcase	K	PS2SC[1p]
fib_global_2	4	55.972s
fib_global_3	4	2m4s
fib_global_4	4	4m20s
exp_global_1	4	19m37s
exp_global_2	4	41m12s

Table 2. Performance of PS2SC on cases with global computation

performs better than the other tools on the ExponentialBug and competes well on Fibonacci for larger values of the parameter. These results show the ability of our tool to uncover bugs with a small value of K .

benchmark	L	K	PS2SC	CDSChecker	GenMC	RCMC
exponential_10_unsafe	10	10	1.854s	1.921s	0.367s	3m41s
exponential_25_unsafe	25	10	3.532s	7.239s	3.736s	TO
exponential_50_unsafe	50	10	6.128s	36.361s	39.920s	TO
fibonacci_2_unsafe	2	20	2.746s	2.332s	0.084s	0.086s
fibonacci_3_unsafe	3	20	9.392s	46m8s	0.462s	0.544s
fibonacci_4_unsafe	4	20	34.019s	TO	12.437s	18.953s

Table 3. Comparison on a set of parameterized benchmarks

Concurrent data structures based benchmarks. We compare the tools in Table 4 on benchmarks based on concurrent data structures. The first of these is a concurrent locking algorithm originating from [Hehner and Shyamasundar \[1981\]](#). The second, LinuxLocks(N) is adapted from evaluations of CDSCHECKER [\[Norris and Demsky 2013\]](#). We note that if not completely fenced, it is unsafe. We fence all but one lock access. Queue is a *safe* benchmark adapted from SV-COMP 2018, parameterized by the number of processes. We note the ability of the tool to uncover bugs with a small value of K .

benchmark	L	K	PS2SC	CDSChecker	GenMC	RCMC
hehner2_unsafe	4	5	7.207s	0.033s	0.094s	0.087s
hehner3_unsafe	4	5	28.345s	0.036s	2m53s	1m13s
linuxlocks2_unsafe	2	4	0.547s	0.032s	0.073s	0.078s
linuxlocks3_unsafe	2	4	1.031s	0.031s	0.083s	0.081s
queue_2_safe	4	4	0.180s	0.031s	0.082s	0.085s
queue_3_safe	4	4	0.347s	0.037s	0.090s	0.092s

Table 4. Comparison on concurrent data structures

Variations of mutual exclusion protocols. We now consider safe and unsafe variants of mutual exclusion protocols from SV-COMP 2018. The fully fenced versions of the protocols are *safe*. We modify these protocols by introducing bugs and comparing the performance of PS2SC for bug detection with the other tools. These benchmarks are parameterized by the number of processes.

benchmark	L	K	PS2SC	CDSChecker	GenMC	RCMC
peterson1U(4)	1	6	1.408s	0.039s	TO	9.129s
peterson1U(8)	1	6	47.786s	TO	TO	TO
szymanski1U(4)	1	2	1.015s	0.043s	MLE	TO
szymanski1U(8)	1	2	6.176s	TO	TO	TO

Table 5. Comparison of performance on mutual exclusion benchmarks with a single unfenced process

In Table 5, we unfence a single process of the Peterson and Szymanski protocols making them *unsafe*. For PS2SC, the value of K taken is 6 and 2 respectively, asserting that bugs can be found (even for non-trivial examples) with small K . We note that the other tools eventually timeout for larger values of n .

In Table 6 we keep all processes fenced but introduce a bug into the critical section of a process (write a value to a shared variable and read a different value from it). We note that all other tools timeout, while PS2SC is able to detect the bug within one minute, showing that essential event-bounding is an effective technique for bug-finding. Additionally in Peterson2C, we vary the example by changing the process in which we add the bug. We note that CDSCHECKER, can uncover the bug in Peterson2C(5) in around two minutes, while for Peterson1C(5) it timed out. Thus, CDSCHECKER algorithm is sensitive to changes in position of bug due to its exploration strategy.

benchmark	L	K	PS2SC	CDSChecker	GenMC	RCMC
peterson1C(3)	1	2	0.487s	0.053s	0.083s	0.087s
peterson1C(5)	1	2	2.713s	TO	TO	TO
peterson1C(7)	1	2	11.008s	TO	TO	TO
peterson2C(3)	1	2	0.481s	0.032s	0.099s	0.091s
peterson2C(5)	1	2	2.801s	1m47s	TO	TO
peterson2C(7)	1	2	11.030s	TO	TO	TO

Table 6. Comparison of performance on completely fenced peterson mutual exclusion benchmarks with a bug introduced in the critical section of a single process

We consider in Table 7 completely fenced versions of the mutual exclusion protocols. In this experiment, we increase the loop unwinding bound and the value of K . These examples exhibit the practicality of iterative increments in K . The other tools eventually timeout, while PS2SC is able to provide atleast partial guarantees.

benchmark	L	K	PS2SC	CDSChecker	GenMC	RCMC
peterson(3)	1	2	0.878s	TO	9.665s	26.208s
peterson(2)	1	2	0.321s	0.325s	0.087s	0.068s
peterson(3)	2	4	1.695s	TO	MLE	TO
peterson(2)	2	4	0.539s	15m22s	0.039s	0.428s
peterson(3)	4	4	15.900s	TO	MLE	TO
peterson(2)	4	4	3.412s	TO	TO	TO

Table 7. Evaluation using safe mutual exclusion protocols

7 CONCLUSION

In this paper, we investigate decidability of the Promising Semantics, PS 2.0 from Lee et al. [2020]. The release-acquire (ra) fragment of PS 2.0 with RMW operations is known to be undecidable [Abdulla et al. 2019]. However, the decidability of the fragment of PS 2.0 with only relaxed (rlx) accesses (denoted PS 2.0-rlx) was open. We started with this fragment, and obtained undecidability of the reachability problem, when there is no bound on the number of promises. In the quest for decidability, we considered an underapproximation of PS 2.0-rlx where we bound the number of promises in any execution. The fragment of PS 2.0-rlx with bounded promises is denoted as bdPS 2.0-rlx. We showed that reachability is decidable for bdPS 2.0-rlx. Our decidability proof includes the introduction of a new memory model LoHoW, and proving the equivalence of PS 2.0-rlx and LoHoW. The decidability of bdPS 2.0-rlx is shown using the theory of well structured transition systems. This also gives non-primitive recursive complexity of bdPS 2.0-rlx, with a proof similar to RMW-free fragment of release-acquire [Abdulla et al. 2019].

Having explored the decidability landscape of PS 2.0 thoroughly, we moved towards practical verification techniques for PS 2.0. Motivated by the success of context bounded reachability in SC [Qadeer and Rehof 2005], and subsequent notions in weak memory models, we introduced a notion of essential events bounded reachability for PS 2.0, which bounds the number of promises and view altering messages in any execution. We provide a source to source translation from a concurrent program under PS 2.0 with this bounded notion to a bounded context SC program, and implemented this in a tool PS2SC. PS2SC is the first tool capable of handling the promising framework, PS 2.0 from Lee et al. [2020] and the PS model from Kang et al. [2017]. PS2SC allows modularity with respect to allowing/disallowing promises on a thread-by-thread basis. We exhibit the efficacy of this modular technique in the face of non-determinism induced by PS 2.0. We also compare the performance of PS2SC with existing tools which do not support promises by operating it in the *promise-free* mode (in which no threads are allowed to promise). In this case, we exhibit the effectiveness of the bounding technique in uncovering hard-to find bugs.

REFERENCES

- Parosh Aziz Abdulla, Jatin Arora, Mohamed Faouzi Atig, and Shankara Narayanan Krishna. 2019. Verification of programs under the release-acquire semantics. In *PLDI 2019*. ACM, 1117–1132.
- Parosh Aziz Abdulla, Mohamed Faouzi Atig, Ahmed Bouajjani, Egor Derevenetc, Carl Leonardsson, and Roland Meyer. 2020. Safety Verification under Power. In *NETYS 2020 (Lecture Notes in Computer Science)*. Springer. to appear.
- Parosh Aziz Abdulla, Mohamed Faouzi Atig, Ahmed Bouajjani, and Tuan Phong Ngo. 2017. Context-Bounded Analysis for POWER. In *Tools and Algorithms for the Construction and Analysis of Systems - 23rd International Conference, TACAS 2017, Held as Part of the European Joint Conferences on Theory and Practice of Software, ETAPS 2017, Uppsala, Sweden, April 22-29, 2017, Proceedings, Part II (Lecture Notes in Computer Science)*, Axel Legay and Tiziana Margaria (Eds.), Vol. 10206. Springer, 56–74.
- Parosh Aziz Abdulla, Mohamed Faouzi Atig, Bengt Jonsson, and Tuan Phong Ngo. 2018. Optimal stateless model checking under the release-acquire semantics. *Proc. ACM Program. Lang.* 2, OOPSLA (2018), 135:1–135:29.
- Parosh Aziz Abdulla and Bengt Jonsson. 1996. Verifying Programs with Unreliable Channels. *Inf. Comput.* 127, 2 (1996), 91–101. <https://doi.org/10.1006/inco.1996.0053>
- Mohamed Faouzi Atig, Ahmed Bouajjani, Sebastian Burckhardt, and Madanlal Musuvathi. 2010. On the verification problem for weak memory models. In *Proceedings of the 37th ACM SIGPLAN-SIGACT Symposium on Principles of Programming Languages, POPL 2010, Madrid, Spain, January 17-23, 2010*. ACM, 7–18.
- Mohamed Faouzi Atig, Ahmed Bouajjani, and Gennaro Parlato. 2011. Getting Rid of Store-Buffers in TSO Analysis. In *Computer Aided Verification - 23rd International Conference, CAV 2011, Snowbird, UT, USA, July 14-20, 2011. Proceedings (Lecture Notes in Computer Science)*, Ganesh Gopalakrishnan and Shaz Qadeer (Eds.), Vol. 6806. Springer, 99–115.
- Mark Batty, Scott Owens, Susmit Sarkar, Peter Sewell, and Tjark Weber. 2011. Mathematizing C++ concurrency. In *POPL 2011*, Thomas Ball and Mooly Sagiv (Eds.). ACM, 55–66. <https://doi.org/10.1145/1926385.1926394>
- Dirk Beyer. 2019. Automatic verification of C and Java programs: SV-COMP 2019. In *International Conference on Tools and Algorithms for the Construction and Analysis of Systems*. Springer, 133–155.
- Soham Sundar Chakraborty and Viktor Vafeiadis. 2019. Grounding thin-air reads with event structures. *PACMPL* 3 (2019), 70:1–70:28.
- Karl Crary and Michael J. Sullivan. 2015. A Calculus for Relaxed Memory. In *POPL 2015*, Sriram K. Rajamani and David Walker (Eds.). ACM, 623–636. <https://doi.org/10.1145/2676726.2676984>
- Michael Emmi, Shaz Qadeer, and Zvonimir Rakamaric. 2011. Delay-bounded scheduling. In *Proceedings of the 38th ACM SIGPLAN-SIGACT Symposium on Principles of Programming Languages, POPL 2011, Austin, TX, USA, January 26-28, 2011*, Thomas Ball and Mooly Sagiv (Eds.). ACM, 411–422.
- Alain Finkel and Philippe Schnoebelen. 2001. Well-structured transition systems everywhere! *Theor. Comput. Sci.* 256, 1-2 (2001), 63–92. [https://doi.org/10.1016/S0304-3975\(00\)00102-X](https://doi.org/10.1016/S0304-3975(00)00102-X)
- Eric C.R. Hehner and R.K. Shyamasundar. 1981. An implementation of P and V. *Inform. Process. Lett.* 12, 4 (1981), 196 – 198. [https://doi.org/10.1016/0020-0190\(81\)90100-9](https://doi.org/10.1016/0020-0190(81)90100-9)
- Graham Higman. 1952. Ordering by Divisibility in Abstract Algebras. *Proceedings of the London Mathematical Society* s3-2, 1 (1952), 326–336. <https://doi.org/10.1112/plms/s3-2.1.326> arXiv:<https://londmathsoc.onlinelibrary.wiley.com/doi/pdf/10.1112/plms/s3-2.1.326>
- Jeff Huang. 2015. Stateless model checking concurrent programs with maximal causality reduction. In *Proceedings of the 36th ACM SIGPLAN Conference on Programming Language Design and Implementation, Portland, OR, USA, June 15-17, 2015*, David Grove and Steve Blackburn (Eds.). ACM, 165–174.
- Alan Jeffrey and James Riely. 2019. On Thin Air Reads: Towards an Event Structures Model of Relaxed Memory. *Logical Methods in Computer Science* 15, 1 (2019). [https://doi.org/10.23638/LMCS-15\(1:33\)2019](https://doi.org/10.23638/LMCS-15(1:33)2019)
- Jeehoon Kang, Chung-Kil Hur, Ori Lahav, Viktor Vafeiadis, and Derek Dreyer. 2017. A promising semantics for relaxed-memory concurrency. In *POPL 2017*, Giuseppe Castagna and Andrew D. Gordon (Eds.). ACM, 175–189.
- Michalis Kokologiannakis, Ori Lahav, Konstantinos Sagonas, and Viktor Vafeiadis. 2017. Effective Stateless Model Checking for C/C++ Concurrency. *Proc. ACM Program. Lang.* 2, POPL, Article 17 (Dec. 2017), 32 pages. <https://doi.org/10.1145/3158105>
- Michalis Kokologiannakis, Azalea Raad, and Viktor Vafeiadis. 2019. Model checking for weakly consistent libraries. In *PLDI*. <https://doi.org/10.1145/3314221.3314649>
- Salvatore La Torre, P. Madhusudan, and Gennaro Parlato. 2008. Context-Bounded Analysis of Concurrent Queue Systems. In *Tools and Algorithms for the Construction and Analysis of Systems, 14th International Conference, TACAS 2008, Held as Part of the Joint European Conferences on Theory and Practice of Software, ETAPS 2008, Budapest, Hungary, March 29-April 6, 2008. Proceedings (Lecture Notes in Computer Science)*, C. R. Ramakrishnan and Jakob Rehof (Eds.), Vol. 4963. Springer, 299–314.
- Salvatore La Torre, P. Madhusudan, and Gennaro Parlato. 2009. Reducing Context-Bounded Concurrent Reachability to Sequential Reachability. In *Computer Aided Verification, 21st International Conference, CAV 2009, Grenoble, France, June*

- 26 - July 2, 2009. *Proceedings (Lecture Notes in Computer Science)*, Ahmed Bouajjani and Oded Maler (Eds.), Vol. 5643. Springer, 477–492.
- Salvatore La Torre, P. Madhusudan, and Gennaro Parlato. 2010. Model-Checking Parameterized Concurrent Programs Using Linear Interfaces. In *Computer Aided Verification, 22nd International Conference, CAV 2010, Edinburgh, UK, July 15-19, 2010. Proceedings (Lecture Notes in Computer Science)*, Tayssir Touili, Byron Cook, and Paul B. Jackson (Eds.), Vol. 6174. Springer, 629–644.
- Ori Lahav and Udi Boker. 2020. Decidable verification under a causally consistent shared memory. In *Proceedings of the 41st ACM SIGPLAN International Conference on Programming Language Design and Implementation, PLDI 2020, London, UK, June 15-20, 2020*, Alastair F. Donaldson and Emina Torlak (Eds.). ACM, 211–226.
- Ori Lahav, Viktor Vafeiadis, Jeehoon Kang, Chung-Kil Hur, and Derek Dreyer. 2017. Repairing sequential consistency in C/C++11. In *PLDI 2017*, Albert Cohen and Martin T. Vechev (Eds.). ACM, 618–632. <https://doi.org/10.1145/3062341.3062352>
- Akash Lal and Thomas W. Reps. 2009. Reducing concurrent analysis under a context bound to sequential analysis. *Formal Methods in System Design* 35, 1 (2009), 73–97.
- Sung-Hwan Lee, Minki Cho, Anton Podkopaev, Soham Chakraborty, Chung-Kil Hur, Ori Lahav, and Viktor Vafeiadis. 2020. Promising 2.0: global optimizations in relaxed memory concurrency. In *Proceedings of the 41st ACM SIGPLAN International Conference on Programming Language Design and Implementation, PLDI 2020, London, UK, June 15-20, 2020*, Alastair F. Donaldson and Emina Torlak (Eds.). ACM, 362–376.
- Jeremy Manson, William Pugh, and Sarita V. Adve. 2005. The Java memory model. In *POPL 2015*, Jens Palsberg and Martín Abadi (Eds.). ACM, 378–391. <https://doi.org/10.1145/1040305.1040336>
- Madanlal Musuvathi and Shaz Qadeer. 2007. Iterative context bounding for systematic testing of multithreaded programs. In *Proceedings of the ACM SIGPLAN 2007 Conference on Programming Language Design and Implementation, San Diego, California, USA, June 10-13, 2007*, Jeanne Ferrante and Kathryn S. McKinley (Eds.). ACM, 446–455.
- Brian Norris and Brian Demsky. 2013. CDSchecker: Checking Concurrent Data Structures Written with C/C++ Atomics. In *OOPSLA 2013*. ACM, New York, NY, USA, 131–150. <https://doi.org/10.1145/2509136.2509514>
- Brian Norris and Brian Demsky. 2016. A Practical Approach for Model Checking C/C++11 Code. *ACM Trans. Program. Lang. Syst.* 38, 3, Article 10 (May 2016), 51 pages. <https://doi.org/10.1145/2806886>
- Jean Pichon-Pharabod and Peter Sewell. 2016. A concurrency semantics for relaxed atomics that permits optimisation and avoids thin-air executions. In *POPL 2016*, Rastislav Bodík and Rupak Majumdar (Eds.). ACM, 622–633. <https://doi.org/10.1145/2837614.2837616>
- Emil L. Post. 1946. A variant of a recursively unsolvable problem. *Bull. Amer. Math. Soc.* 52 (1946), 264–268.
- Shaz Qadeer and Jakob Rehof. 2005. Context-Bounded Model Checking of Concurrent Software. In *TACAS 2005 (LNCS)*, Vol. 3440. Springer, 93–107.
- Kasper Svendsen, Jean Pichon-Pharabod, Marko Doko, Ori Lahav, and Viktor Vafeiadis. 2018. A Separation Logic for a Promising Semantics. In *27th European Symposium on Programming, ESOP 2018 (LNCS)*, Amal Ahmed (Ed.), Vol. 10801. Springer, 357–384. https://doi.org/10.1007/978-3-319-89884-1_13
- Ermenegildo Tomasco, Truc Lam Nguyen, Bernd Fischer, Salvatore La Torre, and Gennaro Parlato. 2017. Using Shared Memory Abstractions to Design Eager Sequentializations for Weak Memory Models. In *Software Engineering and Formal Methods - 15th International Conference, SEFM 2017, Trento, Italy, September 4-8, 2017, Proceedings (Lecture Notes in Computer Science)*, Alessandro Cimatti and Marjan Sirjani (Eds.), Vol. 10469. Springer, 185–202.
- Yang Zhang and Xinyu Feng. 2013. An Operational Approach to Happens-Before Memory Model. In *Seventh International Symposium on Theoretical Aspects of Software Engineering, TASE 2013, 1-3 July 2013, Birmingham, UK*. IEEE Computer Society, 121–128. <https://doi.org/10.1109/TASE.2013.24>

A DETAILS FOR SECTION 4

In this section, we give details of lemmas from Section 4.

A.1 Equivalence of PS 2.0-rlx and LoHoW

To prove Theorem 4.3, we show the following: Given a program $Prog$, starting from the initial machine state $\mathcal{MS}_{init} = ((J_{init}, R_{init}), V_{init}, PS_{init}, M_{init}, G_{init})$ in PS 2.0-rlx, we can reach in PS 2.0-rlx the machine state $\mathcal{MS}_n = ((J_n, R_n), V_n, PS_n, M_n, G_n)$ with $PS_n(p) = \emptyset$ for all $p \in \mathcal{P}$ iff, starting from an initial LoHoW two phases state $\mathcal{S}_{init} = (std, p, st_{init}, st_{init})$, we reach the state $(std, -, ((J_n, R_n), HW_n), -)$, such that $HW_n(x)$ does not contain any memory type of the form $(prm, -, p, -)$ or $(prm, -, p, -, -)$ for all $x \in Loc$. The equivalence of the runs follows from the fact that the sequence of instructions followed in each phase std and $cert$ are same in both PS 2.0-rlx and LoHoW ; LoHoW allows lossy transitions which does not affect reachability. Moreover, the LoHoW run satisfies the following invariants.

Invariants for HW. The following invariants hold good for $HW(x)$ for all $x \in Loc$. We then say that $HW(x)$ is faithful to the sub memory $M(x)$ and the view mapping.

- (Inv1) For all $x \in Loc$, $HW(x)$ is *well-formed*: for each process $p \in \mathcal{P}$, there is a unique position i in $HW(x)$ having p in its pointer set;
- (Inv2) For all $i > ptr(p, HW(x))$, we have $HW(x)[i] \notin \{(msg, -, p, -), (msg, -, p, -, -)\}$. This says that memory types at positions greater than the pointer of p cannot correspond to messages added by p to $M(x)$.

LEMMA A.1. *The higher order words $HW(x)$ for all $x \in Loc$ appearing in the states of a LoHoW run satisfy invariants **Inv1** and **Inv2**.*

Lemma A.1 can be proved by inducting on the length of a LoHoW run, starting from the initial states, using the following.

- For each memory type $(msg, v, p, S, -)$ or (msg, v, p, S) in $HW(x)$, there is a message in $M(x)$ which was added by process p , having value v . Similarly, for each memory type $(prm, v, p, S, -)$ or (prm, v, p, S) in $HW(x)$, there is a promise in $M(x)$ which was added by process p , having value v .
- The order between memory types in $HW(x)$ and the corresponding messages in $M(x)$ are the same. That is, for $i < j$, the messages or promises $m, m' \in M(x)$ corresponding to $HW(x)[i]$ and $HW(x)[j]$ are such that $m.to < m'.to$.
- the elements in the pointer set of a memory type m in $HW(x)$ are exactly the set of processes whose local view is the `to` stamp of the element of $M(x)$ corresponding to m .

The base case is easy : the initial two-phases LoHoW state has the same local process states as the initial PS 2.0 machine state; moreover, the invariants trivially hold, since all process pointers are at the same position.

For the inductive hypothesis, assume that both invariants hold in a LoHoW run after i steps. To show that they continue to hold good after $i+1$ steps, we have to show that for all LoHoW transitions that can be taken after i steps, they are preserved. Assume that the two phases LoHoW state at the end of i steps is (std, p, st, st') . The proof for the case when we have a state $(cert, p, st, st')$ after i steps of the LoHoW run is similar.

- Assume that we have the transition $\xrightarrow[p]{rd(x, v)}$. Then $ptr(p, HW(x))$ is updated in the resultant state, and so are (J, R) . Clearly, the higher order word in the resultant state satisfies both invariants since the starting state does.

- Assume that we have the transition $\xrightarrow[p]{\text{wt}(x, v)}$. Then we remove p from the pointer set at position $i = \text{ptr}(p, \mathbf{HW}(x))$. A new simple word is added at a position $> i$, or a memory type $(\text{msg}, v, p, \{p\})$ is added at a position $j > i$, right next to a #, by moving the memory type at j to position $j - 2$. In either case, the resultant higher order word satisfies both invariants, since the starting state does.
- The update rule $\xrightarrow[p]{\cup(x, v_r, v_w)}$ combines the above two cases, by first performing a read and then atomically the write. From the above two cases, the invariants can be seen to hold good in the higher order words in the state obtained after the transition.
- Consider the Promise rule. In this case, we do not remove p from its pointer set, and only add the memory type $(\text{prm}, v, p, \{p\})$ ahead of $\text{ptr}(p, \mathbf{HW}(x))$. Note that **Inv2** only requires that there are no memory types of the form (msg, v, p, S) or $(\text{msg}, v, p, S, -)$ ahead of $\text{ptr}(p, \mathbf{HW}(x))$. Clearly, both invariants continue to hold.
- Consider a fulfil rule obtained as a write. In this case, p is deleted from the position $\text{ptr}(p, \mathbf{HW}(x))$; and the memory type (prm, v, p, S) (or $(\text{prm}, v, p, S, -)$) is replaced with $(\text{msg}, v, p, S \cup \{p\})$ (or $(\text{msg}, v, p, S \cup \{p\}, -)$). It is easy to see both invariants holding good.
- Consider the reservation rule. This does not affect the invariants since we only tag the last component of a memory type with the process making the reservation.
- Consider the SC fence rule. If $\text{ptr}(p, \mathbf{HW}(x)) > \text{ptr}(g, \mathbf{HW}(x))$, then, in the resultant word, p is moved to $\text{ptr}(g, \mathbf{HW}(x))$. The case when $\text{ptr}(p, \mathbf{HW}(x)) < \text{ptr}(g, \mathbf{HW}(x))$, is handled by moving g to $\text{ptr}(p, \mathbf{HW}(x))$. Since this is the only change in the resultant higher order words, clearly, both invariants hold good.

Proof of Theorem 4.3

First, from the definition of $\mathbf{HW} \sqsubseteq \mathbf{HW}'$, lossy transitions in LoHoW only lose redundant simple words and empty memory types from \mathbf{HW} . The phase of PS 2.0-rlx (standard, certification) is handled in LoHoW by an appropriate state $(\text{std}, -, -, -)$ or $(\text{cert}, -, -, -)$.

To see the proof, we consider the four kinds of transitions between phases.

- Switching from certification phase to the standard phase is possible only when the promise set of the process in the certification phase becomes empty. Any process can non deterministically begin the standard phase when the certification of one process ends successfully. These conditions are the same in LoHoW by allowing a transition from a two phases state $(\text{cert}, p, ((J, R), \mathbf{HW}), ((J', R'), \mathbf{HW}'))$ to a state $(\text{std}, q, ((J, R), \mathbf{HW}), ((J', R'), \mathbf{HW}'))$ only when there are no memory types $(\text{prm}, -, p, -)$ in \mathbf{HW}' .
- The switch into certification phase happens in LoHoW from a capped memory. This is simulated in LoHoW as follows. When entering the certification phase, the LoHoW duplicates the higher order words. When the last memory type in $\mathbf{HW}(x)$ is not tagged by the reservation of a process $q \neq p$, the duplicated higher order word accounts for the capped memory, since we do not allow insertions in between during certification. When the last memory type in $\mathbf{HW}(x)$ is tagged by a reservation of process $q \neq p$, then we add a new simple word $\#(\text{msg}, -, q, \{p\})$ at the end of the duplicated higher order word. This respects the semantics of reservation by a process $q \neq p$.
- Once we are in a phase and continue in that phase, the proof in both directions is done by showing that each instruction simulated in PS 2.0-rlx can be simulated by the corresponding rule in LoHoW preserving the invariants, and conversely.

The first direction from PS 2.0-rlx to LoHoW is done as follows. For each transition by a process p on an instruction in PS 2.0-rlx, we show that we can simulate the same instruction in LoHoW.

- (1) Consider the read $\text{rd}(x, v)$ rule. The read rule updates $\text{ptr}(p, \mathbf{HW}(x))$ in such a way that $\mathbf{HW}(x)$ is faithful to $M(x)$ and the view V . In case the read operation in PS 2.0-rlx uses a message whose `to` time stamp is not the local view of any process, the corresponding memory type may or may not be present in $\mathbf{HW}(x)$ due to lossiness. Considering the case when this memory type is not lost, it is used exactly in the same manner as the respective message in PS 2.0-rlx.
- (2) Consider the write $\text{wt}(x, v)$ rule. The write rule either appends memory types or adds simple words to $\mathbf{HW}(x)$. Once again, it is easy to see that $\mathbf{HW}(x)$ is faithful to $M(x)$ and V . Mapping memory types in $\mathbf{HW}(x)$ to $M(x)$, the relative ordering of the new memory type which gets added with respect to existing memory types in $\mathbf{HW}(x)$ is exactly same as the order the newly added message has, with respect to others in $M(x)$.
- (3) Consider the $\text{U}(x, v_r, v_w)$ rule. The RMW rule appends memory types to a simple word. The memory type corresponding to the message m in $M(x)$ on which RMW is done, if available in $\mathbf{HW}(x)$, will be the rightmost in a simple word (right to a $\#$). The memory type which is appended to $\#$ after moving m to the left of $\#$, corresponds to the new addition, right adjacent to m in $M(x)$. The append operation captures the adjacency of the new message added to $M(x)$ with respect to the one on which RMW is performed. Note that this also results in $\mathbf{HW}(x)$ being faithful to $M(x)$ and view V .
- (4) The promise rule by a process p is similar to the write rule. A new memory type $(\text{prm}, v, p, \{\})$ is added to $\mathbf{HW}(x)$ at a position $> \text{ptr}(p, \mathbf{HW}(x))$ with an empty pointer set. This corresponds to the fact that the process p which makes the promise has its local view smaller than the `to` time stamp of the promise. Promise memory types are not lost from $\mathbf{HW}(x)$. When the promise is fulfilled, p is added to the pointer set of (prm, v, p, S) and the `prm` memory type is replaced with the `msg` memory type. This corresponds to removing a promise from the promise set of P . Thus, $\mathbf{HW}(x)$ is faithful also to the promise set. If there is a promise which cannot be fulfilled in PS 2.0-rlx, the corresponding promise memory type will stay in $\mathbf{HW}(x)$, disallowing to reach a state $(\text{std}, -, -, -)$ in LoHoW.
- (5) The reserve rule done by a process p reserves a timestamp interval adjacent to an existing message m in $M(x)$. If the memory type corresponding to m is available in $\mathbf{HW}(x)$, then it will be the rightmost in a simple word of $\mathbf{HW}(x)$. The reservation is done by tagging this memory type as a reservation by p , thereby blocking this memory type from participating in any RMW. Likewise, a cancellation frees up the reserved timestamp interval in $M(x)$; if the corresponding tagged memory type is available in $\mathbf{HW}(x)$, then it is unblocked from doing RMW by removing the reserve tag of p from it.
- (6) The SC fence rule done by a process p is handled by updating the pointer sets of p (or g) depending on which one is ahead.

Thus, for every run that reaches a consistent state in PS 2.0-rlx with local process states (J, R) , there is a run in LoHoW that reaches a two phases state $(\text{std}, -, ((J, R), \text{st}), -)$ following the same sequence of instructions.

The converse follows using the faithfulness of $\mathbf{HW}(x)$ again. The crucial argument is the memory types in each $\mathbf{HW}(x)$ form a subset of $M(x)$, which has all the “necessary” messages (promises, non empty memory types in non redundant simple words). Lossiness of empty memory types/redundant simple words in $\mathbf{HW}(x)$ can be interpreted as messages which are skipped over, or which have already been used in $M(x)$. It is easy to see that any sequence of transitions of instructions in LoHoW can be simulated by exactly the same instruction sequence in PS 2.0-rlx.

A.2 Proof of Lemma 4.8

Recall that $\text{minpre}(c)$ is defined as $\text{min}(\text{Pre}(\{c\}\uparrow) \cup \{c\}\uparrow)$. In the following, we show the set $\text{minpre}(c)$ is effectively computable for any two-phases K-LoHoW state c . To do that, we will use a transducer based approach. Lemma 4.8 is an immediate consequence of Lemma A.2, Lemma A.3, Lemma A.4, and Lemma A.5.

Lemma A.3 shows the regularity of $\{c\}\uparrow$, Lemma A.5 and A.4 show the regularity of $\text{Pre}(\{c\}\uparrow)$, while Lemma A.2 shows the effective computability of $\text{min}(\text{Pre}(\{c\}\uparrow) \cup \{c\}\uparrow)$.

Finite-state automata. A finite state automaton A is a tuple $A = (\Sigma_1, P, I, E, F)$, where Σ_1 is the finite input alphabet, P is a finite set of states, $I, F \subseteq P$ are subsets of initial and final states, and $E \subseteq P \times \Sigma_1 \times P$ is a finite set of transition rules. A word $u = a_1 \dots a_n$ is accepted by A if there is a run $p_0 \xrightarrow{a_1} p_1 \xrightarrow{a_2} \dots p_{n-1} \xrightarrow{a_n} p_n$ such that $p_0 \in I, p_n \in F$ and $(p_{i-1}, a_i, p_i) \in E$. We use $L(A)$ to denote the set of words accepted by A .

Regular set of two-phases K-LoHoW-states We use an encoding of two-phases K-LoHoW states as words over a finite alphabet, and use this encoding to define a regular set of two-phases K-LoHoW states. Let st denote $((J, R), \text{HW})$. Consider a two-phases K-LoHoW state $c = (\text{std}, p, \text{st}, \text{st}')$ or $(\text{cert}, p, \text{st}, \text{st}')$. Recall that (J, R) gives the local instruction labels of all processes and the local register values. Assuming we have locations x_1, \dots, x_m , $\text{HW} = (\text{HW}_{x_i})_{1 \leq i \leq m}$. The state c is encoded by the word $w = \text{std}\$p\$J\$R\$0\text{HW}_{x_1}\$1 \dots \text{HW}_{x_m}\$m \ddagger J'\$0\text{HW}'_{x_1}\$\text{HW}'_{x_2} \dots \text{HW}'_{x_m}\m or $\text{cert}\$p\$J\$R\$0\text{HW}_{x_1}\$1 \dots \text{HW}_{x_m}\$m \ddagger J'\$0\text{HW}'_{x_1}\$\text{HW}'_{x_2} \dots \text{HW}'_{x_m}\m where J defines the local state of each process, and the $\ddagger, \$, \$i, \$i'$'s act as delimiters between the contents of the higher order words. w is denoted $\text{Enc}(c)$. w is a correct encoding, if, on “decoding” w , we obtain a unique $\text{decode}(w) = (\text{std}, p, \text{st}, \text{st}')$ or $(\text{cert}, p, \text{st}, \text{st}')$ where, each $\text{HW}_x \in (\Sigma^* \# (\Sigma \cup \Gamma))^+$ appearing in st satisfies the invariants **(Inv1)** and **(Inv2)**. Given a set R of two-phases K-LoHoW states, let $\text{Enc}(R)$ represent the set of its word encodings. We say that a set R of two-phases K-LoHoW states is regular if and only if there is a finite state automaton that accepts $\text{Enc}(R)$.

LEMMA A.2. *Given a regular set R of two-phases K-LoHoW states, we can effectively compute $\text{min}(R)$.*

PROOF. Let $A = (\Sigma_1, P, I, E, F)$ be the finite state automaton that accepts $\text{Enc}(R)$. The main idea to effectively compute $\text{min}(R)$ is to bound the size of the words accepted by A that encode minimal two-phases K-LoHoW states. Observe that the cycles in A can be only labeled by the empty memory type. Otherwise there will be a violation of invariant **(Inv1)**. Now consider a word w accepted by A . We will first construct another word w' from w such $\text{decode}(w') \sqsubseteq \text{decode}(w)$ and the number of $\#e$ where e is an empty memory type from the subset $(\text{msg}, -, \mathcal{P}, \{\})$ of Σ or $(\text{msg}, -, \mathcal{P}, \{\}, -)$ of Γ occurring in w' is polynomially bounded by the size of A . In the following, for convenience, we use macro transitions on $\#a$ rather than two separate transitions on $\#$ followed by a transition for a .

Let us assume that w is accepted by A using the following run $p_0 \xrightarrow{\#a_1} p_1 \xrightarrow{\#a_2} \dots p_{k-1} \xrightarrow{\#a_k} p_k$. Let $i_1 < i_2 < \dots < i_b$ be the maximal sequence of indices such that a_{i_j} is an empty memory type $\in (\text{msg}, -, \mathcal{P}, \{\})$ or $(\text{msg}, -, \mathcal{P}, \{\}, -)$. Now if $b > |P| \cdot |\Sigma_1|$, then there are two indices i_j and i_ℓ such that $i_j < i_\ell$, $a_{i_j} = a_{i_\ell}$ and $p_{i_j-1} = p_{i_\ell-1}$. Furthermore, all the symbols occurring between i_j and i_ℓ are empty memory types (from **(Inv1)**). This means that $p_0 \xrightarrow{\#a_1} p_1 \xrightarrow{\#a_2} \dots p_{i_j-1} \xrightarrow{\#a_{i_j}} p_{i_\ell} \dots p_{k-1} \xrightarrow{\#a_k} p_k$ is an accepting run of A (accepting the word w_1). Furthermore, $\text{decode}(w_1) \sqsubseteq \text{decode}(w)$. We can now proceed iteratively on w_1 in order to obtain the word w' that is accepted by A , $\text{decode}(w') \sqsubseteq \text{decode}(w)$, s.t. the number of $\#e$, with e an empty memory type from $\Sigma \cup \Gamma$ occurring in w' is bounded by $|P| \cdot |\Sigma_1|$. Observe that the number of $\#b$ where b is a non empty memory type from $\Sigma \cup \Gamma$ occurring in w' is also bounded by $|\mathcal{P}|+K+1$: these are either K promise memory types $(\text{prm}, -, -, -)$ or $(\text{prm}, -, -, -)$ or those of the form $(\text{msg}, -, -, S)$ or $(\text{msg}, -, -, S, -)$ where

$S \neq \emptyset$). For the latter, we have a bound of $|\mathcal{P}| + 1$. This comes from **Inv1** since each process in $\mathcal{P} \cup \{g\}$ appears in a unique pointer set. Thus, the number of $\#e$ where $e \in \Sigma \cup \Gamma$ occurring in w' is polynomially bounded by the size of A .

Now from w' we will construct another word w'' accepted by A and such that $\text{decode}(w'') \sqsubseteq \text{decode}(w')$ and $|w''|$ is polynomially bounded by the size of A . Let $\rho := g_0 \xrightarrow{\#b_1} g_1 \xrightarrow{\#b_2} \dots g_{t-1} \xrightarrow{\#b_t} g_t$ be the run of A accepting w' . Let $i_1 < i_2 < \dots < i_r$ be the maximal sequence of indices such that $b_{i_j} \in \Sigma \cup \Gamma$. Observe that r is polynomially bounded by the size of A as we have shown previously. Assume $i_0 = 1$ and $i_{r+1} = t$. Now we can iteratively remove any cycle between two indices i_f and i_{f+1} in ρ that is only labeled by empty memory types from Σ to obtain w'' satisfying the previous conditions. \square

LEMMA A.3. *Given a regular set R of K -LoHoW states, the set $R \uparrow$ is also regular.*

PROOF. Let $A = (\Sigma_1, P, I, E, F)$ be the finite state automaton that accepts $\text{Enc}(R)$. To construct a finite state automaton A' that accept $\text{Enc}(R \uparrow)$, we proceed as follows: The automaton A' is constructed by replacing each macro transition $(p, ba, p') \in E$ labeled by the letter $a \in \Sigma$, $b \neq \#$ by the following macro-transition $(p, e^* \cdot ba \cdot e^*, p')$ in A' , where e is over the empty memory types of Σ . Furthermore, any macro transition $(p, \#a, p') \in E$ labeled by the letter $a \in \Sigma \cup \Gamma$ is replaced in A' by the macro-transition $(p, \#a \cdot (w\#b)^*, p')$, where $w \in \Sigma^*$ is over the empty memory types of Σ and $b \in \Sigma \cup \Gamma$ is an empty memory type in $\Sigma \cup \Gamma$. We can also have a loop on empty memory types of Σ on the initial state. Observe that any macro-transition can be easily translated to a sequence of simple transitions by using extra-intermediary states. \square

Rational Transducers. A rational transducer T is a non-deterministic finite state automaton which outputs words on each transition. Formally, a *rational transducer* is a tuple $T = (\Sigma_1, \Sigma_2, Q, I, E, \eta, F)$, where Σ_1, Σ_2 are finite input and output alphabets, Q is a finite set of states, $I, F \subseteq Q$ are subsets of initial and final states, $E \subseteq Q \times \Sigma_1 \times Q$ is a finite set of transition rules, and $\eta : E \rightarrow 2^{\Sigma_2^*}$ is a function specifying a regular language of partial outputs for each transition rule (i.e., $\eta(e)$ is a regular language for all $e \in E$). The relation defined by T contains pairs (u, v) of input and output words, where $u = a_1 \dots a_n$ and $v = v_1 \dots v_n$, for which there is a run $q_0 \xrightarrow{a_1 | v_1} q_1 \xrightarrow{a_2 | v_2} \dots q_{n-1} \xrightarrow{a_n | v_n} q_n$ such that $q_0 \in I$, $q_n \in F$, $(q_{i-1}, a_i, q_i) \in E$, $v_i \in \eta(q_{i-1}, a_i, q_i)$. The set of pairs (u, v) defined by T is denoted $L(T)$.

LEMMA A.4. *Given a regular language R (described by a finite-state automaton), we can easily compute a finite state automaton A such that $L(A) = \{u \mid (u, v) \in L(T) \wedge v \in R\}$.*

PROOF. Trivial. \square

LEMMA A.5. *It is possible to construct a transducer T that accepts any pair $(\text{Enc}(s), \text{Enc}(s'))$, with s and s' are two two-phases K -LoHoW-states, such that s' is reachable from s in one step.*

PROOF. Observe that the class of rational transducers are closed under union and therefore it is sufficient to construct the transducer T for each transition rule. Furthermore, we always assume that the input and output tape of the transducer T satisfy the two invariants (**Inv1**) and (**Inv2**) (these can be easily specified as a regular language). The proof is about simulating the rules in the transition system in LoHoW as defined in Section 4.2. We reproduce the rules for easy reference.

The global transition rules in LoHoW

Given $\mathcal{S} = (\pi, p, \text{st}_{\text{std}}, \text{st}_{\text{cert}})$ and $\mathcal{S}' = (\pi', p', \text{st}'_{\text{std}}, \text{st}'_{\text{cert}})$, we have $\mathcal{S} \rightarrow \mathcal{S}'$ iff one of the following cases hold:

- (a) **During the standard phase.** $\pi = \pi' = \text{std}, p = p', \text{st}_{\text{cert}} = \text{st}'_{\text{cert}}$ and $\text{st}_{\text{std}} \xrightarrow[p]{\text{std}} \text{st}'_{\text{std}}$. This corresponds to a simulation of a standard step of the process p .
- (b) **During the certification phase.** $\pi = \pi' = \text{cert}, p = p', \text{st}_{\text{std}} = \text{st}'_{\text{std}}$ and $\text{st}_{\text{cert}} \xrightarrow[p]{\text{cert}} \text{st}'_{\text{cert}}$. This corresponds to a simulation of a certification step of the process p .
- (c) **From the standard phase to the certification phase.** $\pi = \text{std}, \pi' = \text{cert}, p = p', \text{st}_{\text{std}} = \text{st}'_{\text{std}} = ((J, R), \text{HW})$, and st'_{cert} is of the form $((J, R), \text{HW}')$ where for every $x \in \text{Loc}$, $\text{HW}'(x) = \text{HW}(x)\#(\text{msg}, v, q, \{\})$ if $\text{HW}(x)$ is of the form $w \cdot \#(-, v, -, -, q)$ with $q \neq p$, and $\text{HW}'(x) = \text{HW}(x)$ otherwise. This corresponds to the copying of the standard LoHoW state to the certification LoHoW state in order to check if the set of promises made by the process p can be fulfilled. The higher order word $\text{HW}'(x)$ (at the beginning of the certification phase) is almost the same as $\text{HW}(x)$ (at the end of the standard phase) except when the rightmost memory type $(-, v, -, -, q)$ of $\text{HW}(x)$ is tagged by a reservation of a process $q \neq p$. In that case, we append the memory type $(\text{msg}, v, q, \{\})$ at the end of $\text{HW}(x)$ to obtain $\text{HW}'(x)$. Note that this is in accordance to the definition of capping memory before going into certification: to cite, (item 2 in capped memory of [Lee et al. 2020]), a cap message is added for each location unless it is a reservation made by the process going in for certification.

Copying HW to HW' symbol by symbol

We can implement copying of HW to HW' by copying symbol by symbol as follows. Consider any $\text{HW}(x)$. Let $\text{HW} = (a_x W_x)_{x \in \text{Loc}}$ where $\text{HW}(x) = a_x W_x \in (\Sigma^* \# (\Sigma \cup \Gamma))^*$, $|a_x| = 1$. Define the function copy on the two phases LoHoW state $(\text{std}, p, ((J, R), (a_x W_x)_{x \in \text{Loc}}), -)$, and then recursively to subsequent states until we end up in $(\text{cert}, p, ((J, R), \text{HW}), ((J, R), \text{HW}))$.

The copy function is defined recursively as follows.

- (Base) $\text{copy}(\text{std}, p, ((J, R), (a_x W_x)_{x \in \text{Loc}}), -) = (cc, p, ((J, R), (\bar{a}_x W_x)_{x \in \text{Loc}}), ((J, R), (a_x)_{x \in \text{Loc}}))$. This is copying the first symbol of each $\text{HW}(x)$. cc is an intermediate phase used only in copying. Notice that the over lined symbol shows the progress of copying, one symbol each time.
- (Inter) Next, we copy subsequent symbols. $\text{copy}(cc, p, ((J, R), (\bar{\alpha} a_x U_x)_{x \in \text{Loc}}), ((J, R), (W_x)_{x \in \text{Loc}}))$ is defined as $(cc, p, ((J, R), (\bar{\alpha} \bar{a}_x U_x)_{x \in \text{Loc}}), ((J, R), (W_x a_x)_{x \in \text{Loc}}))$.
- (Last) Finally, when all higher order words have been copied, we move from cc to cert . When a higher word has been completely copied, it has the form $\bar{\alpha}$, where $\alpha \in (\Sigma^* \# \Gamma)^+$. Then we define $\text{copy}(cc, p, ((J, R), (\bar{\alpha}_x)_{x \in \text{Loc}}), ((J, R), (W_x)_{x \in \text{Loc}}))$ as $(\text{cert}, p, ((J, R), (\alpha_x)_{x \in \text{Loc}}), ((J, R), (W_x)_{x \in \text{Loc}}))$, by removing the overline, and having the phase cert .

If the last symbol a_x in $\text{HW}(x)$ is of the form $(-, v, -, -, q)$, for $q \neq p$, then copy appends $a_x \#(\text{msg}, v, q, \{\})$ instead of just a_x in (Inter).

- (d) **From the certification phase to standard phase.** $\pi = \text{cert}, \pi' = \text{std}, \text{st}_{\text{std}} = \text{st}'_{\text{std}}, \text{st}_{\text{cert}} = \text{st}'_{\text{cert}}$, and st_{cert} is of the form $((J, R), \text{HW})$ with $\text{HW}(x)$ does not contain any memory type of the form $(\text{prm}, -, p, -)/(\text{prm}, -, p, -, -)$ for all $x \in \text{Loc}$ (i.e., all promises made by p are fulfilled).

Description of the Transducer. We consider 4 cases based on the 4 cases we have in the transition rules (a)-(d) as above.

- (1) We first consider the case when s and s' have the same phase (std or cert). If the location involved in the instruction is x_i , then the transducer copies all $\text{HW}_{x_j}, j \neq i$ as is. For HW_{x_i} , if the phase we have in $\text{Enc}(s)$ is std , then the transducer copies \ddagger as well as all symbols after that in the output, while if the phase we have in $\text{Enc}(s)$ is cert , the the transducer copies \ddagger

as well as all symbols before that in the output. This is common to all items below and we will not mention it separately.

- (a) Consider a Read instruction of the form $\lambda : \$r = x_i$ of the process p . Then the transducer will first guess the value v that will be read and update the local states of the processes (as an output). The only change that the transducer will do concerns the i -th higher order word HW_{x_i} . For each symbol that the transducer reads on the input tape of HW_{x_i} before \ddagger , it outputs the same symbol. Once the symbol pointed by the process p is read on the input tape, the transducer will check the value of each symbol read on the input tape and if it corresponds to v , the transducer will non-deterministically add p to its pointer set, otherwise it will output the same read symbol (while removing p from its pointer set, which has been read, if needed).
 - (b) Consider a Write instruction of the form $\lambda : x_i = \$r$ of the process p . Then the transducer will first update the local states of the processes (as an output). The only change that the transducer will do concerns the i -th higher order word HW_{x_i} . For each symbol that the transducer reads on the input tape of HW_{x_i} , it outputs the same symbol. Once the symbol having p in its pointer set is read on the input tape, the transducer will output the same read symbol (while removing p from the pointer set). When the transducer reads a symbol after $\#$, it can decide to output the new message corresponding to the write instruction and after that, go on by outputting any read symbol.
 - (c) The case of RMW is very similar to the case of a Write instruction of the process p .
 - (d) The case of a promise rule is similar to the Write. The main difference is that when the transducer reads the symbol pointed by the process p on the input tape, the transducer will output the same read symbol (without removing p from the pointer set). When the transducer reads a symbol right after $\#$, it can decide to output the new promise message, such that the pointer set is empty. After that, it goes on by outputting any read symbol.
 - (e) The case of a reservation rule is similar to RMW.
 - (f) The case of a cancel rule by a process p is as follows. The transducer reads on symbols and outputs the same, till it finds the symbol $(-, -, -, -, p)$. On reading this, it outputs ϵ . After that, it goes on by outputting any read symbol.
 - (g) The case of a fulfil rule is as follows. The transducer outputs what it reads till it finds a symbol having p in its pointer set. It outputs the same symbol removing p from the pointer set. Then it continues outputting the read symbol till it reads a symbol (prm, v, p, S) . It outputs $(\text{msg}, v, p, S \cup \{p\})$ by adding p to the pointer set. After that, it goes on by outputting any read symbol.
 - (h) Consider a SC-fence instruction. In this case the transducer will output any read symbol except the ones that have g or p in its pointer set. If p and g are in the same pointer set, then the transducer will continue outputting any read symbol. If the transducer reads the first encountered symbol that contains only p or g in its pointer set, then the transducer will output the same symbol without the pointer set containing either g or p . Once the transducer reads the second encountered symbol whose pointer set contains only p or g then the transducer will output the same symbol with the pointer set containing both g and p . This is done for each HW_{x_i} .
- (2) If the phase in $\text{Enc}(s)$ is *cert* and that of $\text{Enc}(s')$ is *std*, then the transducer simply replaces *cert* by *std*, and the process p by any process q , and copies the rest as is in the output.
 - (3) If the phase in $\text{Enc}(s)$ is *std* and that of $\text{Enc}(s')$ is *cert*, then the transducer implements the copy function described above. Each copy is implemented by a transducer, and the final result is obtained by composing all these transducers. Note that rational transducers are closed under composition, so it is possible to obtain one rational transducer that achieves the effect

of all the copy functions, starting with the `std` phase and ending in the `cert` phase. Note that this is easily done, since in each step, the transducer progressively marks a symbol before \ddagger with underline, and copies the same at the end. \square

A.3 Proof of Lemma 4.7

Consider K-LoHoW states c_1, c_2 s.t. $c_1 \rightarrow c_2$, and let c_3 be a state s.t. $c_1 \sqsubseteq c_3$. We make a case analysis based on the transition chosen.

Let $c_1 = (\text{std}, p, ((J_1, R_1), \mathbf{HW}_1), ((J_2, R_2), \mathbf{HW}_2))$, $c_2 = (\pi, q, ((J_3, R_3), \mathbf{HW}_3), ((J_4, R_4), \mathbf{HW}_4))$, $c_3 = (\text{std}, p, ((J_1, R_1), \mathbf{HW}_5), ((J_2, R_2), \mathbf{HW}_6))$, and $c_4 = (\pi, q, ((J_7, R_7), \mathbf{HW}_7), (J_8, R_8), \mathbf{HW}_8)$. The case when $c_1 = (\text{cert}, p, -, -)$ is similar to the case we discuss here.

- (1) Consider the transition $c_1 \xrightarrow[p]{\lambda:\$r=x} c_2$ by a read instruction $\$r = x$ in process p . Then $\exists k \leq j$, $k = \text{ptr}(p, \mathbf{HW}_1(x))$, and the memory type at $\mathbf{HW}_1(x)[j]$ has the form $(-, v, -, S)$, $v = R(\$r)$. $\mathbf{HW}_3(x)$ is obtained by updating $\text{ptr}(p, \mathbf{HW}_1(x))$ to j , so that p is in the pointer set S . Since $c_1 \sqsubseteq c_3$, there is an increasing function f from the positions of $\mathbf{HW}_1(x)$ to that of $\mathbf{HW}_5(x)$ such that $f(k) \leq f(j)$, $\text{ptr}(p, \mathbf{HW}_5(x)) = f(k)$ in $\mathbf{HW}_5(x)$ and the memory type at $f(j)$ has the form $(-, v, -, S'')$, $v = R(\$r)$. Indeed, one can update $\text{ptr}(p, \mathbf{HW}_5(x))$ to $f(j)$, obtaining a state c_4 from c_3 . The local process states of c_4 is same as that of c_2 . All higher order words $\mathbf{HW}_5(y)$, $y \neq x$ of c_3 remain unchanged in c_4 (and all higher order words $\mathbf{HW}_1(y)$, $y \neq x$ of c_1 remain unchanged in c_2), hence the \sqsubseteq relation holds for these higher order words in c_2, c_4 . The same function f between positions of $\mathbf{HW}_1(x)$ and $\mathbf{HW}_5(x)$ can be used on positions of $\mathbf{HW}_3(x)$ of c_2 and $\mathbf{HW}_7(x)$ of c_4 to see that $c_2 \sqsubseteq c_4$ and $c_3 \xrightarrow[p]{\lambda:\$r=x} c_4$.
- (2) Consider the transition $c_1 \xrightarrow[p]{\lambda:x=\$r} c_2$. Then, there is a position k in $\mathbf{HW}_1(x)$ such that $k = \text{ptr}(p, \mathbf{HW}_1(x))$. Let the memory type at $\mathbf{HW}(x)[k]$ be $(-, v_1, -, S_1 \cup \{p\})$. After the transition, we obtain $\mathbf{HW}_3(x)$ such that $\text{ptr}(p, \mathbf{HW}_3(x)) = j - 1 > k$. There are 2 possibilities.
 - (a) $j - 1, j$ form the positions of the 2 symbols $\#, (\text{msg}, R(\$r), p, \{p\})$ in the newly added simple word in $\mathbf{HW}_1(x)$. Figure 13 depicts this case. Notice that in $\mathbf{HW}_1(x)$, $k = \text{ptr}(p, \mathbf{HW}_1(x))$, and positions $j - 3, j - 2$ represent the last two positions of a simple word. The new simple word is added right after this in $\mathbf{HW}_3(x)$, at positions $j - 1, j$.

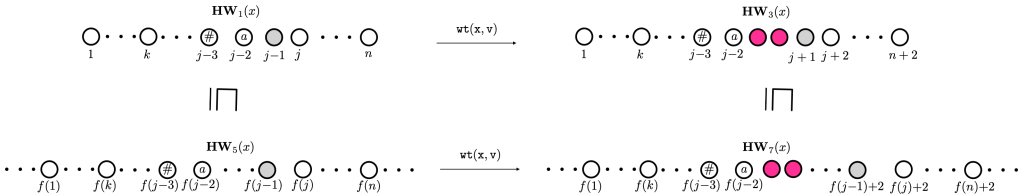


Fig. 13. The higher order words in c_1, c_2, c_3, c_4 in case(a). The two pink positions correspond to the newly added simple word. The positions $j - 3, j - 2$ have $\#$ and $a \in \Sigma \cup \Gamma$ denoting the end of a simple word in $\mathbf{HW}_1(x)$, so that a new simple word can be inserted right after. The position k in $\mathbf{HW}_1(x)$ is $\text{ptr}(p, \mathbf{HW}_1(x))$. $\mathbf{HW}_1(x) \sqsubseteq \mathbf{HW}_5(x)$ witnessed by the increasing function f . $\mathbf{HW}_3(x), \mathbf{HW}_7(x)$ respectively are obtained from $\mathbf{HW}_1(x), \mathbf{HW}_5(x)$ by the $\text{wt}(x, v)$ transition.

Since $c_1 \sqsubseteq c_3$, let f be an increasing function from the positions of $\mathbf{HW}_1(x)$ to those of $\mathbf{HW}_5(x)$. $\mathbf{HW}_7(x)$ is obtained from $\mathbf{HW}_5(x)$ by inserting the new simple word right after position $f(j - 2)$, at positions $f(j - 2) + 1, f(j - 2) + 2$. The position $f(j - 1)$ in $\mathbf{HW}_5(x)$ is

shifted to the right by two positions in $\mathbf{HW}_7(x)$. Thus, we can define an increasing function from positions of $\mathbf{HW}_3(x)$ and $\mathbf{HW}_7(x)$ as follows.

- For $i \in \{1, \dots, j-2\}$, $g(i) = f(i)$,
- $g(j-1) = f(j-2) + 1$, $g(j) = f(j-2) + 2$, (note that $g(j-1), g(j)$ are the two new positions in $\mathbf{HW}_7(x)$ corresponding to the new positions $j-1, j$ in $\mathbf{HW}_3(x)$),
- For $i \in \{j+1, \dots, n+2\}$, $g(i) = f(i-2) + 2$

It is easy to see that g is an increasing function between the positions of $\mathbf{HW}_3(x)$ and $\mathbf{HW}_7(x)$: we know that $f(j-2) < f(j-1)$. Hence, $g(j) = f(j-2) + 2 < f(j-1) + 2 = g(j+1)$. This also gives $\mathbf{HW}_3(x) \sqsubseteq \mathbf{HW}_7(x)$.

(b) $j-1$ is the position obtained by appending to a simple word in $\mathbf{HW}_1(x)$.

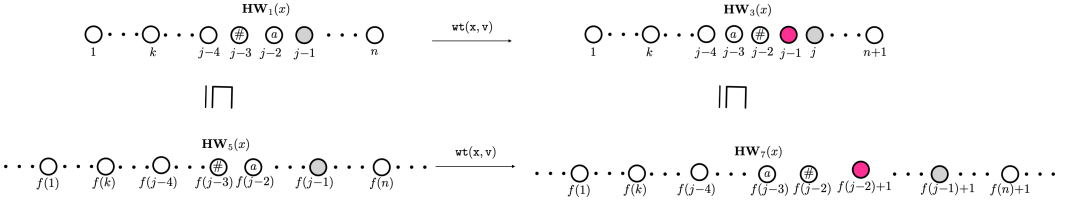


Fig. 14. The higher order words in c_1, c_2, c_3, c_4 in case(b). The pink position in $\mathbf{HW}_3(x)$ corresponds to the newly added memory type, right after # at position $j-3$ in $\mathbf{HW}_1(x)$. $a \in \Sigma$ at position $j-2$ in $\mathbf{HW}_1(x)$ is shifted to the left of # in $\mathbf{HW}_3(x)$. The position k in $\mathbf{HW}_1(x)$ is $\text{ptr}(p, \mathbf{HW}_1(x))$. $\mathbf{HW}_1(x) \sqsubseteq \mathbf{HW}_5(x)$ witnessed by the increasing function f . $\mathbf{HW}_3(x), \mathbf{HW}_7(x)$ respectively are obtained from $\mathbf{HW}_1(x), \mathbf{HW}_5(x)$ by the $\text{wt}(x, v)$ transition.

Figure 14 illustrates this case. $\mathbf{HW}_1(x) \sqsubseteq \mathbf{HW}_5(x)$ is witnessed by the increasing function f . The new memory type is added at position $f(j-2) + 1$ (right next to #), and all subsequent symbols are shifted right by one position. It is easy to see that $\mathbf{HW}_7(x)$ is obtained from $\mathbf{HW}_5(x)$ by the $\text{wt}(x, v)$ transition. The increasing function g from the positions of $\mathbf{HW}_3(x)$ to that of $\mathbf{HW}_7(x)$ is defined as follows.

- For $i \in \{1, \dots, j-2\}$, $g(i) = f(i)$,
- $g(j-1) = f(j-2) + 1$,
- For $i \in \{j, \dots, n+1\}$, $g(i) = f(i-1) + 1$

Notice that g is an increasing function: $g(j-2) = f(j-2) < f(j-2) + 1 = g(j-1)$, $g(j) = f(j-1) + 1 > f(j-2) + 1 = g(j-1)$, and the same relationship holds for subsequent indices.

- (3) The case of $c_1 \xrightarrow[p]{\lambda:\text{CAS}(x_i, \$r_1, \$r_2)} c_2$ is similar to the write.
- (4) The case of a promise rule is exactly same as the write rule, as far as monotonicity is concerned.
- (5) The case of promise fulfilment is trivial for monotonicity, since we only shift the pointer of p , and update prm to msg in the memory type.
- (6) The case of reservation follows exactly like case (b) of the write rule.
- (7) The case of cancellation is trivial for monotonicity since the operation does not change the length of the word.
- (8) The case of $\xrightarrow[p]{\text{SC-fence}}$ is trivial by using the observation that the relative ordering of the pointers p and g are same in $\mathbf{HW}_1(x)$ and $\mathbf{HW}_5(x)$. \mathbf{HW}_3 and \mathbf{HW}_7 are obtained respectively by moving the pointers of p, g to the rightmost one (whichever it is). So the same increasing function that was used for $\mathbf{HW}_1 \sqsubseteq \mathbf{HW}_5$ will work for $\mathbf{HW}_3 \sqsubseteq \mathbf{HW}_7$.

B DETAILS OF THE SOURCE TO SOURCE TRANSLATION

B.1 Intuition for the Translation

2K Timestamps. We bound the number of essential events by K . Why do $2K$ timestamps suffice? Intuitively timestamps are used to determine relative order between the events. We track timestamps of the view-switching messages (messages read by other processes), promises and reservations. For each view-switch there are two timestamps of consequence. The timestamp of the reading process before the read and the timestamp of the message to be read. Hence for each view switch, the comparison operation requires us to maintain two timestamps. For a promises (reservation) we maintain the timestamp of the promise (reservation). We do not explicitly store timestamps of messages that will not view switch. These messages however may be read by the same process that generated them. We keep track of whether the latest write can be read by the same process by using some thread-local state.

$K + n$ Contexts. It suffices to have $K + n$ contexts since we can run the processes in the order in which they generate view-switching messages. In each context, the process only depends on the essential messages generated in previous contexts. If this were not the case we would get a deadlock. We require n additional contexts to initialize each process.

B.2 Glossary of Global and Local Variables used in the SC Program

We first give a glossary of all the variables used in the code. The list contains variables global to all processes or local to a process. A small description of their role is also mentioned, which serve as invariants.

- (1) `numEE` : a global variable, initialized to 0, keeps track of the number of essential events (promises, reservations and view switches) so far. Each time an essential event occurs, `numEE` is incremented.
- (2) `numContexts` : a global variable, initialized to 0, keeps track of the number of context switches so far. This is used in the translation to SC.
- (3) `view[x].v` : a local variable, stores the value of $x \in \text{Loc}$ in the local view of the process
- (4) `view[x].t` : local variable, stores the time stamp $\in \text{Time}$ of $x \in \text{Loc}$ in the local view of the process.
- (5) `view[x].l` : local variable, boolean, which is set to true when `view[x].t` is a valid timestamp, and can be used in comparisons with timestamps of other messages.
- (6) `view[x].f` : local variable, boolean. A true value indicates that `view[x].v` is recent, and can be used for reading locally.
- (7) `view[x].u` : local variable, boolean. A true value indicates that the sequence of events starting from the one that resulted in the timestamp `view[x].t` till the most recent, form a chain of CAS operations on x . Whenever a write is published, `view[x].u` is set to true. `view[x].u` is set to false on an unpublished write. On a sequence of CAS operations, `view[x].u` is left unchanged.
- (8) `checkMode` : local variable, boolean. Set to true when the process is in certification phase, which means the process is making and certifying promises.
- (9) `liveChain[x]` : local variable, for each $x \in \text{Loc}$, boolean. Can be true only when `checkMode` is true. A true value represents that the last write done while the process is in certification phase is not a published promise message.
- (10) `extView[x]` : local variable, for each $x \in \text{Loc}$, boolean. A true value represents that the local value `view[x].v` of the process comes from a message generated external to the certification phase.

- (11) `blockPromise[x]` : a global boolean array, which for each $x \in \text{Loc}$ stores whether promises should be blocked on variable x . This is used in the case of `ra` writes when we cannot have promises on the same variable later (refer to PS 2.0, `ra` accesses).
- (12) `avail[x][t]` : for each $x \in \text{Loc}$, a global boolean array of length $2K + 1$ corresponding to the $2K + 1$ time stamps, checks availability of a time stamp on a fresh write.
- (13) `usedReservations[x][t]` : denotes whether the reservation on variable x with timestamp t has been used by the process during the certification check. If this not true, the reservation will be cancelled.
- (14) `reserv[x][t]` : denotes whether the reservation following timestamp t on variable x has been claimed, and if so which process has claimed it.
- (15) `upd[x][t]` : for each $x \in \text{Loc}$, a global boolean array of length $2K + 1$ corresponding to the $2K + 1$ time stamps, checks whether a certain timestamp has been used to read in a CAS.
- (16) `globalTimeMap[x]` : global variable, for each $x \in \text{Loc}$, stores a time stamp $\in \text{Time}$. This is used for simulating SC Fences where this functions as the G timemap from PS 2.0.
- (17) `messageStore` : This is an array of messages, where each message is of type `Message` as described in the main paper. The length of the array is K , the bound on the number of promises + view switches.
- (18) `messagesUsed` : a number from 0 to K which keeps track of the number of populated messages in `messageStore`.
- (19) `messageNum` : a number from 0 to K which chooses a number from the available free cells in `messageStore`.

In addition, the `message` object stores the following data:

- (1) `mess.var` is the shared variable on which the message has been generated
- (2) `mess.t[x]` stores for each $x \in \text{Loc}$ the timestamp of x in the view object stored in the message
- (3) `mess.l[x]` stores for each variable $x \in \text{Loc}$, a boolean signifying whether the corresponding timestamp stored in `mess.t[x]` was one of the exact timestamps $\in \{0 \dots K\}$ or an abstract timestamp.
- (4) `mess.val` stores the value of the message
- (5) `mess.flag` stores the promise state of the message, that is whether (1) it is has been fulfilled/is not a promise (2) if it is a promise then the process that it belongs to. `mess.flag` takes values from $0, -1, \text{PIDs}$. If it is a simple message (not a promise), `mess.flag = 0`. If it is a promise, `mess.flag` is set to the `PID` of the process which has made the promise. `mess.flag` is set to -1 when the process has temporarily certified it in the current certification phase but will be reset to `PID` after exiting the certification phase.

Next we discuss the context switching modules.

B.3 Context Switching Modules

CSI Context-Switch-In. The CSI module switches the process into context by setting `active` to true and incrementing `numContexts`. Finally we check `numContexts` does not exceed the context switch bound.

Listing 1. CSI

```

1  if (!active){
2    atomic_begin();
3    active = true;
4    numContexts++;
5    assume(numContexts <= K + n);

```

```
6 }
```

CSO Context-Switch-Out. The CSO module has two functions- (1) moving the process from normal to check mode and (2) switching the process out of context. When a process enters the CSO block, with `checkMode` set to false, it enters the ‘if’ branch on line 2, sets `checkMode` to true and saves the return label (of the current instruction pointer) in `retAddr` and saves the process state before entering check mode (lines 9-10). This ensures that the process returns to the current instruction after the consistency check. Now after the consistency check phase the process switches out of context. At this point, `checkMode` is true, and hence the process enters the ‘else’ branch on line 13. Consequently, we check whether there are no outstanding uncertified promises for the process (line 15). All the promises that have been certified are reset to belong to the process by setting `mess.flag` to the PID (lines 16-18). Then it is checked that there are no uncertified splitting insertions, by ensuring that `liveChain[x]` is not true (lines 20-22). Finally we check for unused reservations during certification and cancel them (lines 23-30). Once these checks for consistent configuration are complete, we reload the saved state from before the consistency check phase and reload the return address from `retAddr`. Then we move control to the instruction label in `retAddr`. After returning control to `label`, we set `checkMode` and `active` to false and exit context.

Listing 2. CSO

```

1  if (*){
2  if (!checkMode){
3  if (!active){
4  atomic_begin();
5  active = true;
6  numContexts++;
7  assume(numContexts <= K+n);
8  }
9  checkMode = true;
10 retAddr = label_i;
11 saveState(PID);
12 }
13 else {
14 for (mess in messageStore){
15 assume(mess.flag != PID);
16 if (m.flag == -1){
17 m.flag = PID;
18 }
19 }
20 for (x in Loc){
21 assume(!liveChain[x]);
22 }
23 for (x in Loc and t in Time){
24 if (reserv[x][t] == PID){
25 if (!usedReservation[x][t]){
26 reserv[x][p] = 0;
27 upd[x][t] = 1;
28 }
29 }
30 }
31 loadState(PID);
32 gotoLabel(retAddr);
33 label_i:
34 checkMode = false;
35 active = false;
36 atomic_end();
37 }
38 }
```

loadState and saveState subroutines. The `saveState` subroutine copies the local state of the calling process and the global state into a what we refer to as ‘copy’ variables. We note that it does not however copy `numEE`, `reserv[x][t]` and contents of `messageStore`. The reason for this being, the promises the process makes in check mode are retained even after exiting check mode is made false. Hence the increments made to `numEE` and the messages added to `messageStore` should be maintained even after exiting check mode. This is even true for reservations, which are marked in `reserv[x][t]`, which are maintained even after the process exits check mode.

Analogously in `loadState`, we load the contents of the (saved) ‘copy variables’ into their original counterparts. Another subtle point to be noted is that when the process publishes a message (as a promise) when `checkMode` is true, we also update the ‘copy’ variables corresponding to `avail[x][t]`. This is done so that when the process returns to normal mode, the changes are reflected in

their original counterparts (which is essential since promise messages are maintained beyond the time `checkMode` is false and hence their timestamps must be unavailable).

B.4 Reads

We provide the translation codes for reads of both access types, `r1x` and `ra`. We will first explain with respect to `r1x` access reads.

r1x reads. The read can be one of two types, view switching, in which a message from `messageStore` is acquired or a non view-switching (local) read. We guess non-deterministically, one amongst these.

In case of a local read (line 2), the process checks that the local value is usable (line 3) by checking `view[x].f` which denotes whether `view[x].v` is a valid value which can be read. It then loads its local value `view[x].v` into `$r`. The local value may become unusable if the process crosses an SC-fence which increases its `view[x].t` (see SC-fence).

In the case of a view-switching read (line 6), we check that we have not reached the essential-event bound K (line 7). We ensure that `liveChain[x]` is false before the read in order to forbid additive insertions when checking consistency. Recall from the `liveChain` invariant that `liveChain[x]` is true only when the process is in certification mode and the last write on x was neither published as a promise message nor was it certified with a reservation. Reading a message from the memory when `liveChain[x]` is true implies additive insertion during certification, as illustrated by the following example.

liveChain Assume the process is in the promise certification mode, with `view[x].t` set to t_1 , and let the first write use a timestamp $t_2 > t_1$ with the message not published as promise, with `liveChain[x]` as true. Now the instruction `a:=x` uses a message in the memory with a timestamp $t_3 \geq t_2$.

If the next write certifies a promise message, the interval in the message will be $t_3 + 1$, since `liveChain[x]` is true. This results in two writes during the certification, with non-adjacent timestamps $t_2, t_3 + 1$, with *only* the latter being promised. This behaviour is forbidden in PS 2.0 due to capped memories. Notice that if the earlier write also resulted in a promise message then we do not have additive insertion (since both are promised) and the read with timestamp t_2 is allowed since `liveChain[x]` is false.

```
x:=1; // t2
a:=x; // t3
x:=2; // t3 + 1
```

Finally a new message is fetched from `messageStore` with a larger timestamp than the one in the current view (lines 8-11), the process view is updated to include that new message. Whenever a process makes a global read during check mode, it must read from a message which has been created outside its current certification phase. Hence, `extView[x]` will be set to true (see `extView` invariant in the glossary).

Listing 3. `read_r1x`

```

1 // local read
2 if(*){
3   ASSUME(view[x].f);
4 }
5 // (non-local) view-switching read
6 else {
7
8   ASSUME(!liveChain[x]);
9   ASSUME(numEE < K);
10  messNum = nondet(0, messageUsed-1);
11  mess = messageStore[messNum];
12  ASSUME(mess.var == x);
13  ASSUME(mess.t[x] > view[x].t or (
14         mess.t[x] = view[x].t and view[
15         x].l == true));
16 // merge views on x
17 view[x].t = mess.t[x];
18 view[x].l = true;
19 view[x].v = message.val;
20 extView[x] = true;
21 numEE++;
22 }
23 val($r) = view[x].v;
```


ra reads. This case is almost similar to the earlier and hence only state the point of difference. The main difference is that due to *ra* access, we merge (take the join of) all the timestamps rather than just x as we did for *rlx*.

```

Listing 4. readra
1 // local read
2 if(*){
3   ASSUME(view[x].f);
4 }
5 // (non-local) view-switching read
6 else{
7   ASSUME(numEE < K);
8   messNum = nondet(0, messageUsed-1);
9   mess = messageStore[messNum];
10  ASSUME(mess.var == x);
11  ASSUME(mess.t[x] > view[x].t or (
    mess.t[x] = view[x].t and view[
    x].l == true));
12
13 // merge views
14 for (y in X){
15   if (mess.t[y] == view[y].t){
16     view[y].l = (mess.l[y]) and (view
    [y].l);
17   }
18   else if (mess.t[y] > view[y].t){
19     ASSUME(!liveChain[y]);
20     view[y].t = mess.t[y];
21     view[y].l = mess.l[y];
22   }
23   }
24   view[x].v = mess.val;
25
26   extView[x] = true;
27   numEE++;
28 }
29 val($r) = view[x].v;

```

B.5 Writes

We now provide the translation of a write instruction $x = \$r$ of process. Once again we simulate two access modes, *rlx* and *ra*. we first describe the relaxed mode and then discuss the changes for the *ra* mode.

rlx writes. When in normal mode

Let us first consider execution in the normal phase (i.e., when `checkMode` is false). The value of `val($r)` is recorded in the local view, `view[x].v` and `view[x].f` is set to true meaning that the value in `view[x].v` is a valid value and can be read from. Then, we non-deterministically choose one of three possibilities for the write: it either (i) is not assigned a fresh timestamp, (ii) is assigned a fresh timestamp, (iii) fulfils some outstanding promise. These nondeterministic branches are given on lines 5, 24 and 60 of the code.

```

Listing 5. writerlx
1 view[x].v = val($r);
2 view[x].f = true;
3
4 // no fresh timestamp
5 if(*){
6   view[x].l = false;
7   if (checkMode and !liveChain[x]){
8     // new write does not rely on
    reservation
9   }
10  // only true if process is in
    checkMode
11  liveChain[x] = true;
12
13   view[x].t = nondet(view[x].t,
    MAXTS);
14 }
15 // new write relies on reservation
16 else {
17   view[x].t = nondet(view[x].t,
    MAXTS);
18
19   ASSUME(upd[x][view[x].t] or
    reserve[x][view[x].t] == p);
20   reserve[x][view[x].t] = p;
21   upd[x][view[x].t] = false;
22   usedReservation[x][view[x].t] =
    true;
23 } }

```

```

23 // a new timestamp is assigned to
    this write
24 else if(*){
25   view[x].l = true;
26
27   for (y in X){
28     newView[y] = 0;
29     newViewL[y] = true;
30   }
31
32   if (liveChain[x]){
33     newView[x] = view[x].t + 1;
34   }
35   else {
36     newView[x] = nondet(view[x].t + 1,
37                          MAXTS);
38   }
39   view[x].t = newView[x];
40   ASSUME(avail[x][newView[x]]);
41   avail[x][newView[x]] = false;
42
43   // essential message
44   if (*){
45     if (checkMode){
46       ASSUME(!blockPromise[x]);
47       mess = genMessage(x, newView,
48                        newViewL, val($r), -1);
49       liveChain[x] = false; numEE++;
50     }
51     else {
52       mess = genMessage(x, newView,
53                        newViewL, val($r), 0);
54     }
55     Publish(mess);
56   }
57   else{
58     ASSUME(!checkMode);
59   }
60   // a previous Promise is certified
61   else{
62     ASSUME(!blockPromise[x]);
63     view[x].l = true;
64     messageNum = nondet(0, messageUsed
65                        -1);
66     mess = messageStore[messageNum];
67
68     // ensure that the message is a
69     // promise and matches variable
70     // and value
71     ASSUME(mess.var == x and mess.t[x]
72            > view[x].t);
73     ASSUME(mess.val == val($r) and mess
74            .flag == p);
75
76     if (checkMode){
77       mess.flag = -1;
78       ASSUME(!liveChain[x] or (view[x].t
79                                + 1 == mess.t[x]));
80       liveChain[x] = false;
81     }
82     else {
83       mess.flag = 0;
84     }
85
86     view[x].t = mess.t[x];
87     messageStore[messageNum] = mess;
88   }
89
90   if (!checkMode){
91     extView[x] = true;
92   }
93   else {
94     extView[x] = false;
95   }
96
97   view[x].u = true;

```

In case (i), no message is created, and `view[x].l` is set to false, signifying that the timestamp recorded in the view does not correspond to the most recent write to `x` and should therefore not be used in the comparisons. The ‘if’ branch on line 7 is not taken `checkMode` is false.

In case (ii), since in this case, the timestamp in the view is by definition valid, we set `view[x].l` to true (line 25). Since the write is relaxed, the message generated will only store the timestamp on the variable written to (i.e. `x`) and 0 for all other variables (line 27-30). Now we allocate a new timestamp to the write. Since we are in normal mode, `liveChain[x]` is false (see `liveChain` invariant in glossary). Thus we choose a timestamp nondeterministically (line 36) and store it into `view[x].t`. We use the `avail[x][.]` array to ensure that allocated timestamps are unique: (1) we check that the selected timestamp is available (i.e., not allocated) on line 40, and remove it from the array of available stamps (line 41). Now this message can either be published (for consumption by

another thread) or not. In the former case, the appropriate message is constructed with `newView`, `newViewL`. Note that the last component of the message stores the flag `mess.flag`. This flag is set to false since the message is not a promise (see `mess.flag` invariant in glossary). In the latter case non of this is done ('else' branch on line 55). The `assume(!checkMode)` is satisfied.

In case (iii) Finally, if the process decides to fulfill a promise, a message is fetched from `messageStore` and checked to be an unfulfilled promise by the current process (checking `flag == p` on line 68), and `mess.flag` is set to 0 and message reinserted into `messageStore`. Additionally we set `extView[x]` to true maintaining the `extView` invariant.

rlx writes. When in check mode

Let us now consider a write executing in the certification phase (i.e., when `checkMode` is true). We will only highlight differences between the normal and certification phase writes.

In case (i), that is when a fresh timestamp is not assigned, the write is certified either by deferring certification to a promise by using splitting insertion (line 9) or by the a presence of a reservation (line 15). In the case where, `liveChain[x]` is already true (line 7), certification for the current sequence of writes is already deferred and hence we do none of the two. While certification by either of splitting/reservation we nondeterministically choose an timestamp `t` after which the current write occurs (line 12). We note that this is not the timestamp of the write itself, but specifies between which two timestamps from `Time` the write occurs. If we rely on splitting insertion (line 9), we set `liveChain[x]` to true, and In case of certification by reservation we reserve an interval adjacent to the timestamp `t` (line 19) after ensuring that it is available (line 18). Finally since this reservation has been used in some certification, we mark this fact (line 20).

In cases (ii), the write is assigned a timestamp from `Time` and hence consequently published as a promise. We allocate a fresh timestamp and store it into `view[x].t`. The most important point to note is that we maintain and use the `liveChain` invariant whenever a fresh timestamp is assigned. Indeed, if `liveChain` is true, the process must assign consecutive timestamps, otherwise it can non-deterministically choose any timestamp greater than `view[x].t` (line 32-37). Additionally, when generating a message, the `mess.flag` is set to -1 denoting that the message is promise but has been certified and publish the message. We also increment `numEE` (line 48) as a promise is an essential event.

In case (iii) we fulfill an older promise, and thus first retrieve an uncertified promise belonging to the current process (`mess.flag == PID`) from `messageStore` (line 68). The main difference with the normal mode is that we set `mess.flag` to -1 signifying that the promise is (temporarily) certified but not fulfilled. We set the `extView[x]` to false signifying that the processes' view has come from `checkMode` and hence is not external.

Listing 6. `writera`

<pre> 1 view[x].v = val(\$r); 2 view[x].f = true; 3 4 // no timestamp is assigned 5 if (*){ 6 view[x].l = false; 7 8 9 if (checkMode){ 10 blockPromise[x] = true; 11 ASSUME(!liveChain[x]); </pre>	<pre> 12 13 view[x].t = nondet(view[x].t, 14 MAXTS); 15 16 // new write must rely on 17 reservation 18 ASSUME(upd[x][view[x].t] or 19 reserve[x][view[x].t] == p); 20 reserve[x][view[x].t] = p; 21 usedReservation[x][view[x].t] = 22 true; 23 } </pre>
----------------------------------------------------------------------------------------------------------------------------------------------------------------------------------------------------------------	------------------------------------------------------------------------------------------------------------------------------------------------------------------------------------------------------------------------------------------------------------------------------------

```

20 }
21 // a new timestamp is assigned to
    this write
22 else {
23     ASSUME(!checkMode);
24
25     view[x].l = true;
26
27     for (y in X){
28         newView[y] = view[y].t;
29         newViewL[y] = view[y].l;
30     }
31
32     newView[x] = nondet(view[x].t + 1,
        MAXTS);
33
34     view[x].t = newView[x];
35     ASSUME(availl[x][newView[t]]);
36     avail[x][newView[t]] = false;
37
38     // essential message
39     if (*){
40         mess = genMessage(x, newView,
            newViewL, val($r), 0);
41         Publish(mess);
42     }
43 }

```

ra writes. The *ra* writes have some minor differences w.r.t *r1x*. Firstly, the timestamps for all variables `view[x][t]` are added to the published messages, (lines 27-30). Next we set `blockPromise[x]` to true signifying that henceforth there cannot be any promises on *x* (refer to PS 2.0, *ra* accesses). This also implies that cases (ii) and (iii) (generating new promises and certifying earlier promises) is not possible for *ra* writes as enforced on (line 23). Note that `blockPromise[x]` is also assumed to be false in *r1x* writes when either generating new promises (ii) or certifying earlier ones (iii).

B.6 CAS operations

We only provide code for the CAS(*r1x*, *r1x*) variant since the others are implemented similarly, carrying over the access dependent changes from the corresponding read and write codes. CAS is bootstrapping a read and write, additionally enforcing that the timestamps are consecutive.

Listing 7. CAS

```

1 view[x].v = val($r);
2 view[x].f = true;
3
4 // no fresh timestamp
5 if (*){
6     view[x].l = false;
7     if (checkMode and !liveChain[x]){
8         // new write does not rely on
            reservation
9         if (*){
10            // only true if process is in
                checkMode
11            liveChain[x] = true;
12            view[x].t = nondet(view[x].t,
                MAXTS);
13        }
14        // new write relies on reservation
15    else {
16        view[x].t = nondet(view[x].t,
            MAXTS);
17
18        ASSUME(upd[x][view[x].t] or
            reserve[x][view[x].t] == p);
19        reserve[x][view[x].t] = p;
20        upd[x][view[x].t] = false;
21        usedReservation[x][view[x].t] =
            true;
22    } }
23 // a new timestamp is assigned to
    this write
24 else if (*){
25     view[x].l = true;
26
27     for (y in X){
28         newView[y] = 0;
29         newViewL[y] = true;
30     }
31
32     if (liveChain[x]){
33         newView[x] = view[x].t + 1;
34     }
35     else {
36         newView[x] = nondet(view[x].t + 1,
            MAXTS);
37     }

```

```

38
39 view[x].t = newView[x];
40 ASSUME(avail[x][newView[x]]);
41 avail[x][newView[t]] = false;
42
43 // essential message
44 if (*){
45   if (checkMode){
46     ASSUME(!blockPromise[x]);
47     mess = genMessage(x, newView,
48                       newViewL, val($r), -1);
49     liveChain[x] = false; numEE++;
50   }
51   else {
52     mess = genMessage(x, newView,
53                       newViewL, val($r), 0);
54   }
55   Publish(mess);
56 }
57 else{
58   ASSUME(!checkMode);
59 }
60 // a previous Promise is certified
61 else{
62   ASSUME(!blockPromise[x]);
63   view[x].l = true;
64   messageNum = nondet(0, messageUsed
65                       -1);
66   mess = messageStore[messageNum];
67
68 // ensure that the message is a
69 // promise and matches variable
70 // and value
71 ASSUME(mess.var == x and mess.t[x]
72         > view[x].t);
73 ASSUME(mess.val == val($r) and mess
74         .flag == p);
75
76 if (checkMode){
77   mess.flag = -1;
78   ASSUME(!liveChain[x] or (view[x].t
79                             + 1 == mess.t[x]));
80   liveChain[x] = false;
81 }
82 else {
83   mess.flag = 0;
84 }
85
86 view[x].t = mess.t[x];
87 messageStore[messageNum] = mess;
88 }
89
90 if (!checkMode){
91   extView[x] = true;
92 } else {
93   extView[x] = false;
94 }
95
96 view[x].u = true;

```

B.7 Fences

SC-fence. The SC-fence command essentially merges the thread local view with the globally stored view in `globalTimeMap`. For each shared variable x we do the following. On line 3 we check whether the globally stored view `globalTimeMap[x]` is greater than the process local view. if that is the case, we increase the process-local view `view[x].t` to the globally stored view. Additionally, we set `view[x].f` to false since, the value in `view[x].val` is no more valid (cannot be read from again, since the process timestamp has increased). In the order case, (line 8), we raise the `globalTimeMap[x]` either to `view[x].t` (if it is valid, checked by line 9) or to the next higher timestamp, `view[x].t + 1`.

Listing 8. SC-fence

```

1 assume(!checkMode);
2 for (x in Loc){
3   if (globalTimeMap[x] > view[x].t){
4     view[x].t = globalTimeMap[x];
5     view[x].f = 0;
6     view[x].l = true;
7   }
8   else {
9     if (view[x]){
10      globalTimeMap[x] = view[x].t;
11    }
12    else {
13      globalTimeMap[x] = view[x].t + 1;
14    }
15  }
16 }

```

C COMPLETE EXPERIMENTAL RESULTS

We report the results of experiments we have performed with PS2SC. We have two objectives: (1) studying the performance of PS2SC on benchmarks which are unsafe only with promises and (2) comparing PS2SC with other model checkers when operating in the promise free mode. In the first case, we show that PS2SC is able to uncover bugs in examples with low interaction with the shared memory. When this interaction increases, however, PS2SC performs poorly, owing to the huge non-determinism required by PS 2.0. However, with partial promises, PS2SC is once again able to uncover bugs in reasonable amounts of time. In the second case, our observations highlight the ability to detect hard to find bugs with small K for unsafe benchmarks, and scalability by altering K as discussed earlier in case of safe benchmarks. We compare PS2SC with three state-of-the-art stateless model checking tools, CDSCHECKER [Norris and Demsky 2013], GENMC [Kokologiannakis et al. 2019] and RCMC [Kokologiannakis et al. 2017] that support the promise-free subset of the PS 2.0 semantics.

We now report results of all the experiments we have performed with PS2SC. In the tables that follow we provide the value of K used (for our tool only). We also specify the value of L used (for all tools).

We do not consider compilation time for any tool while reporting the results. For our tool, the time reported is the time taken by the CBMC backend for analysis. The timeout used is 1 hour for all benchmarks. All experiments are conducted on a machine equipped with a 3.00 GHz Intel Core i5-3330 CPU and 8GB RAM running a Ubuntu 16 64-bit operating system. We denote timeout by ‘TO’, and memory limit exceeded ‘MLE’.

C.1 Experimenting with Promises

In this section we ask whether the source-to-source translation technique can effectively handle promises for PS 2.0. In conclusion, we note that the source to source approach performs well on programs requiring limited global memory interaction. When this interaction increases PS2SC times out, owing to the huge non-determinism of PS 2.0. However, the modular approach of partial-promises enables us to recover effective verification.

testcase	K	PS2SC
ARM_weak	4	0.765s
LB2cu	4	5.748s
LBcu	4	5.253s
Upd-Stuck	4	1.252s
split	4	25.737s

Table 8. Performance of PS2SC on PS 2.0 idioms

testcase	K	PS2SC
fib_local_3	4	0.742s
fib_local_4	4	0.761s
fib_local_cas_3	4	1.132s
fib_local_cas_4	4	1.147s

Table 9. Performance of PS2SC on cases with local update followed by promises

testcase	<i>K</i>	PS2SC[1p]
fib_global_2	4	55.972s
fib_global_3	4	2m4s
fib_global_4	4	4m20s
exp_global_1	4	19m37s
exp_global_2	4	41m12s
tri_global_2	4	52.973s
tri_global_3	4	1m57s
tri_global_4	4	3m58s

Table 10. Performance of PS2SC on cases with global update

C.2 Comparing Performance with Other Tools

benchmark	<i>L</i>	<i>K</i>	PS2SC	CDSChecker	GenMC	RCMC
exponential_5_unsafe	10	10	1.312s	0.900s	0.135s	6.692s
exponential_10_unsafe	10	10	1.854s	1.921s	0.367s	3m41s
exponential_25_unsafe	25	10	3.532s	7.239s	3.736s	TO
exponential_50_unsafe	50	10	6.128s	36.361s	39.920s	TO
exponential_70_unsafe	10	10	9.509s	1m33s	2m29s	TO
fibonacci_2_unsafe	2	20	2.746s	2.332s	0.084s	0.086s
fibonacci_3_unsafe	3	20	9.392s	46m8s	0.462s	0.544s
fibonacci_4_unsafe	4	20	34.019s	TO	12.437s	18.953s
fibonacci_2_safe	2	20	6.454s	8.900s	0.096s	0.162s
fibonacci_3_safe	3	20	30.936s	TO	0.910s	3.884s
fibonacci_4_safe	4	20	2m16s	TO	1.140s	2m36s

Table 11. Comparison of performance on a set of parameterized benchmarks

benchmark	<i>L</i>	<i>K</i>	PS2SC	CDSChecker	GenMC	RCMC
hehner2_unsafe	4	5	7.207s	0.033s	0.094s	0.087s
hehner3_unsafe	4	5	28.345s	0.036s	2m53s	1m13s
linuxlocks2_unsafe	2	4	0.547s	0.032s	0.073s	0.078s
linuxlocks3_unsafe	2	4	1.031s	0.031s	0.083s	0.081s
queue_2_safe	4	4	0.180s	0.031s	0.082s	0.085s
queue_3_safe	4	4	0.347s	0.037s	0.090s	0.092s

Table 12. Comparison of performance on concurrent data structures based benchmarks

benchmark	<i>L</i>	<i>K</i>	PS2SC	CDSChecker	GenMC	RCMC
readerwriter_7	0	5	0.719s	0.005s	0.057s	0.690s
readerwriter_8	0	5	0.839s	0.006s	0.056s	7.425s
readerwriter_9	0	5	1.068s	0.007s	0.053s	1m17s
readerwriter_10	0	5	1.393s	0.007s	0.056s	14m49s
redundant_co_10	10	5	0.470s	0.114s	0.087s	38m12s
redundant_co_20	20	5	1.031s	0.548s	0.218s	TO
redundant_co_50	50	5	3.219s	8.965s	4.143s	TO
redundant_co_70	70	5	6.093s	13.843s	18.185s	TO

Table 13. Evaluation using two synthetic safe benchmarks. We note that the value of K is chosen to be large enough to consider all executions.

benchmark	<i>L</i>	<i>K</i>	PS2SC	CDSChecker	GenMC	RCMC
peterson1U(4)	1	6	1.408s	0.039s	TO	9.129s
peterson1U(6)	1	6	7.286s	0.010s	TO	TO
peterson1U(8)	1	6	47.786s	TO	TO	TO
peterson1U(10)	1	6	4m19s	TO	TO	TO
szymanski1U(4)	1	2	1.015s	0.043s	MLE	TO
szymanski1U(6)	1	2	2.771s	TO	MLE	TO
szymanski1U(8)	1	2	6.176s	TO	TO	TO
szymanski1U(10)	1	2	12.203s	TO	TO	TO

Table 14. Comparison of performance on mutual exclusion benchmarks with a single unfenced process

benchmark	<i>L</i>	<i>K</i>	PS2SC	CDSChecker	GenMC	RCMC
peterson1C(3)	1	2	0.487s	0.053s	0.083s	0.087s
peterson1C(4)	1	2	1.193s	3.500s	TO	3.360s
peterson1C(5)	1	2	2.713s	TO	TO	TO
peterson1C(6)	1	2	6.045s	TO	TO	TO
peterson1C(7)	1	2	11.008s	TO	TO	TO
peterson2C(3)	1	2	0.481s	0.032s	0.099s	0.091s
peterson2C(4)	1	2	1.241s	0.037s	TO	9.162s
peterson2C(5)	1	2	2.801s	1m47s	TO	TO
peterson2C(6)	1	2	6.528s	TO	TO	TO
peterson2C(7)	1	2	11.030s	TO	TO	TO

Table 15. Comparison of performance on completely fenced peterson mutual exclusion benchmarks with a bug introduced in the critical section of a single process

benchmark	<i>L</i>	<i>K</i>	PS2SC	CDSChecker	GenMC	RCMC
peterson(3)	1	2	0.878s	TO	9.665s	26.208s
peterson(2)	1	2	0.321s	0.325s	0.087s	0.068s
peterson(3)	2	4	1.695s	TO	MLE	TO
peterson(2)	2	4	0.539s	15m22s	0.039s	0.428s
peterson(3)	4	4	15.900s	TO	MLE	TO
peterson(2)	4	4	3.412s	TO	TO	TO

Table 16. Evaluation using safe mutual exclusion protocols