

# Numerical considerations about the SIR epidemic model with infection age

Ralph Brinks, Annika Hoyer

Department of Statistics, Ludwig-Maximilians-University  
Munich, Germany

We analyse the infection-age-dependent SIR model from a numerical point of view. First, we present an algorithm for calculating the solution the infection-age-structured SIR model without demography of the background host. Second, we examine how and under which conditions, the conventional SIR model (without infection-age) serves as a practical approximation to the infection-age SIR model. Special emphasis is given on the effective reproduction number.

## Introduction

We analyse the infection-age SIR model without demography of the background host, whose foundations date back to Kermack and McKendrick [Ker27]. The focus is primarily on numerical aspects. In the SIR model, the population is partitioned into three states, the *susceptible* state, the *infected* and the *removed* state (the initial letters of the three states give the model's name 'SIR'). The *removed* state comprises people recovered and deceased from the *infected* state. The numbers of the people in the susceptible and the removed states at time  $t$  are denoted by  $S(t)$  and  $R(t)$ , respectively.

Furthermore, let  $i(t, \tau)$  denote the density of infected people at time  $t$  and duration  $\tau$  since infection (i.e., the *infection age*), such that the number  $I(t)$  of infected at  $t$  is

$$I(t) = \int_0^\infty i(t, \tau) d\tau. \quad (1)$$

The transmission rate of the infected with infection age  $\tau$  is  $\beta(t, \tau)$  and the removal rate from the infectious stage is  $\gamma(\tau)$ . The rate  $\gamma$  comprises mortality as well as remission. We can formulate the following model equations for the infection-age SIR model [Ina17]:

$$\frac{dS(t)}{dt} = -\lambda(t) S(t) \quad (2)$$

$$\left( \frac{\partial}{\partial t} + \frac{\partial}{\partial \tau} \right) i(t, \tau) = -\gamma(\tau) i(t, \tau) \quad (3)$$

$$\frac{dR(t)}{dt} = \int_0^\infty \gamma(\tau) i(t, \tau) d\tau. \quad (4)$$

The incidence rate  $\lambda$  in Eq. (2) is given by

$$\lambda(t) = \int_0^\infty \beta(t, \tau) i(t, \tau) d\tau$$

and is usually called *force of infection* [Ina17].

System (2) – (4) is accompanied with initial conditions

$$S(0) = S_0 \quad (5)$$

$$i(t, 0) = \lambda(t) S(t) \quad (6)$$

$$i(0, \tau) = i_0(\tau) \quad (7)$$

$$i(0, 0) = S_0 \int_0^\infty \beta(0, \tau) i_0(\tau) d\tau \quad (8)$$

with positive  $S_0$  and integrable  $i_0$ . For later use, we additionally assume that  $i(t, \infty) := \lim_{\tau \rightarrow \infty} i(t, \tau) = 0$ . Condition (8) is called *coupling equation* and guarantees that system (2) – (4) is well-defined [Che16]. Note that system (2) – (4) is a generalisation of the SEIR model [Ina17, Section 5.5].

Detailed discussion of Equations (2) – (4) with initial conditions (5) – (8) can be found in [Ina17, Chapter 5.3]. Using the definition

$$\Gamma(\tau) := \exp\left(-\int_0^\tau \gamma(\sigma) d\sigma\right), \quad (9)$$

the effective reproduction number  $\mathcal{R}(t)$  is given by

$$\mathcal{R}(t) = S(t) \int_0^\infty \beta(t, \tau) \Gamma(\tau) d\tau, \quad (10)$$

[Nis09, Eq. (22),(23)].

A typical situation is that the transmission rate  $\beta(t, \tau)$  and the initial conditions (5) – (8) are given. Then, system (2) – (4) is solved and the effective reproduction number  $\mathcal{R}$  is calculated by Eq. (10). In a way,  $\mathcal{R}$  can be seen as an indirect parameter for the infection-age-structured SIR model because it follows via Eq. (10) from the governing equations (2) – (4) and (5) – (8). Sometimes,  $\mathcal{R}(t)$  can be estimated more easily from population surveys than, for instance, the transmission rate  $\beta(\tau, t)$ . Then, the question arises if and how the infection-age-structured SIR model can be solved if the effective reproduction number  $\mathcal{R}$  is given instead of  $\beta$ .

This article is organised as followed: First, we describe a numerical algorithm to solve the system given by Equations (2) – (4) with initial conditions (5) – (8) on a rectangular grid. Then, we consider an important special case where the transmission rate  $\beta$  does not need to be known to solve system (2) – (4). Finally, we present an example to demonstrate the theoretical considerations.

## Numerical solution of the infection-age-structured SIR model

Assumed  $i(t, \tau)$  has to be calculated on a rectangular grid  $(t_m, \tau_n) = (m \times \delta_h, n \times \delta_h)$ ,  $m = 0, \dots, M$ ,  $n = 0, \dots, N$ , as depicted in Figure 1. The grid points are assumed to be equidistant in  $t$ - and  $\tau$ -direction with distance  $\delta_h > 0$ . A practical strategy for solving Equations (2) – (4) with initial conditions (5) – (8) is given by the following algorithm:

1. Calculate  $i(t_m, \tau_n) = i_0(\tau_n - t_m) \Gamma(\tau_n)$  for all  $n \geq m$ . These are the incidence densities at the grid points located on and above the diagonal of the grid (on

and above the dashed line in Figure 1).

2. Given that  $i(t_m, \tau_n)$  have been calculated on and above the diagonal, set  $\ell := 0$  and calculate  $\lambda(t_{\ell+1})$  and  $S(t_{\ell+1})$  to determine  $i(t_{\ell+1}, 0)$ .
3. Calculate  $i(t_{\ell+1+k}, \tau_k)$ ,  $k = 1, 2, \dots$ . The grid points  $(t_{\ell+1+k}, \tau_k)$  are the points on a subdiagonal. We have  $i(t_{\ell+1+k}, \tau_k) = i(t_{\ell+1}, 0) \Gamma(\tau_k)$ .
4. Set  $\ell := \ell + 1$  and repeat steps 2 to 4 until the incidence density  $i$  has been calculated on all points  $(t_m, \tau_n)$   $m = 0, \dots, M, n = 0, \dots, N$ , on the grid.

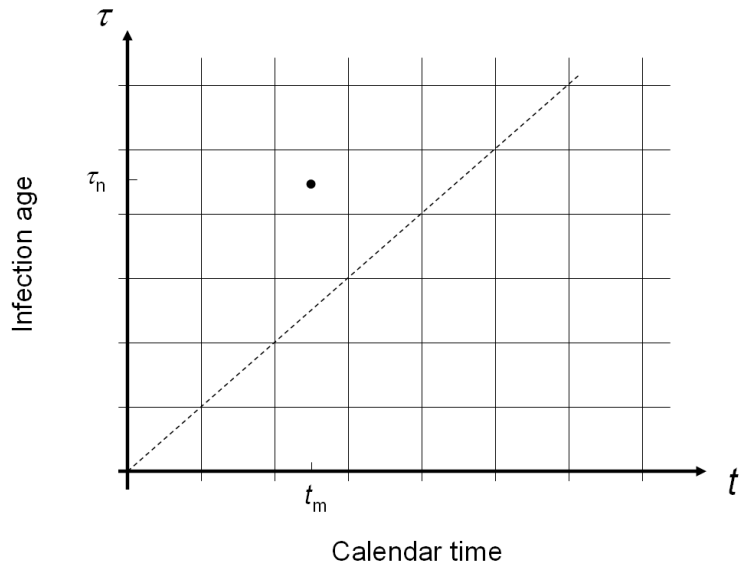


Figure 1: Rectangular grid representing calendar time  $t$  (abscissa) and infection-age  $\tau$  (ordinate). The grid point  $(t_m, \tau_n)$  above the main diagonal (dashed line) is highlighted.

In case the transmission rate  $\beta(t, \tau)$  only depends on calendar time  $t$ , i.e.,  $\beta(t, \tau) = \beta(t)$ , the force of infection can be written as

$$\lambda(t) = \beta(t) I(t) = \frac{\mathcal{R}(t) I(t)}{S(t) \int_0^\infty \Gamma(\tau) d\tau}.$$

Then, System (2) – (4) becomes explicitly dependent on  $\mathcal{R}$ . This means for given  $\mathcal{R}$ , the system can be solved, for instance by the algorithm above, such that the resulting effective reproduction number equals the prescribed  $\mathcal{R}$ . This is advantageous in situations, when the effective reproduction number  $\mathcal{R}$  is known while the transmission rate  $\beta$  is not.

## Approximation of the age-structured SIR model by the conventional SIR model

The situation described at the end of the last section, when the effective reproduction  $\mathcal{R}(t)$  is known instead of the transmission rate  $\beta(t, \tau)$ , happens quite frequently. Note that there are a variety of methods for estimating  $\mathcal{R}$  from a time series of numbers of incident cases, see e.g. [Cor13, Fra07]. The question arises, under which conditions system (2) – (4) can be approximated by a simpler model that explicitly depends on  $\mathcal{R}$ .

A simpler model related to System (2) – (4) is the conventional SIR model without demography of the background host:

$$\frac{dS(t)}{dt} = -\lambda(t) S(t) \quad (11)$$

$$\frac{dI(t)}{dt} = \lambda(t) S(t) - r(t) I(t) \quad (12)$$

$$\frac{dR(t)}{dt} = r(t) I(t) \quad (13)$$

Using Leibniz' integral rule and Eq. (5), the temporal derivative  $\frac{dI}{dt}$  of the number of infected from Eq. (1) can be expressed as

$$\begin{aligned} \frac{dI(t)}{dt} &= \frac{d}{dt} \int_0^\infty i(t, \tau) d\tau = \int_0^\infty \frac{\partial}{\partial t} i(t, \tau) d\tau \\ &= - \int_0^\infty \gamma(\tau) i(t, \tau) d\tau - \int_0^\infty \frac{\partial}{\partial \tau} i(t, \tau) d\tau \\ &= - \int_0^\infty \gamma(\tau) i(t, \tau) d\tau - i(t, \infty) + i(t, 0). \end{aligned} \quad (14)$$

As  $i(t, \infty) = 0$  (see above) and  $i(t, 0) = \lambda(t) S(t)$ , Eq. (14) reads as

$$\frac{dI(t)}{dt} = - \int_0^\infty \gamma(\tau) i(t, \tau) d\tau + \lambda(t) S(t). \quad (15)$$

It is reasonable to assume that the integral in Eq. (15) has a finite upper bound  $\omega < \infty$ , because there are no infected people with infinite infection-age. As  $i(t, \tau) \geq 0$ , the Mean Value Theorem for Definite Integrals [Has17] guarantees existence of a  $\tau^* = \tau^*(t) \in [0, \omega]$  such that

$$\frac{dI(t)}{dt} = -\gamma(\tau^*(t)) I(t) + \lambda(t) S(t). \quad (16)$$

So far, we could show that Eq. (3) from the age-structured SIR model can be approximated by Eq. (12) with  $r(t) = \gamma(\tau^*(t))$ . If we can furthermore show that

$$\lambda S = \mathcal{R} r I, \quad (17)$$

we can reformulate Eq. (12) with an explicit dependency on  $\mathcal{R}$ . Assumed Eq. (17) holds true, we find

$$\begin{aligned} \frac{dI(t)}{dt} &= -r(t) I(t) + \mathcal{R}(t) r(t) I(t) \\ &= r(t) (\mathcal{R}(t) - 1) I(t). \end{aligned} \quad (18)$$

With the usual smoothness assumptions, Eq. (18) has the unique solution

$$I(t) = I(0) \exp \left( \int_0^t [r(\sigma) (\mathcal{R}(\sigma) - 1)] d\sigma \right), \quad (19)$$

where  $I(0) = \int_0^\infty i_0(\tau) d\tau$  (note that  $i_0$  was assumed to be integrable).

Apart from their simplicity, Eqs. (18) and (19) allow the common interpretation of the effective reproduction number  $\mathcal{R}$ : the number  $I(t)$  of infected increases if and only if  $\mathcal{R}(t) > 1$ .

We have to examine the conditions such that Eq. (17) holds true. As  $i(t, \cdot)$  is non-negative, the Mean Value Theorem for Definite Integrals applied to the left hand side of Eq. (17) reads as

$$\begin{aligned} S(t) \lambda(t) &= S(t) \int_0^\infty \beta(t, \tau) i(t, \tau) d\tau \\ &= S(t) \beta(t, \tau^*(t)) I(t) \end{aligned} \quad (20)$$

for  $\tau^*(t) \in [0, \omega]$ .

On the right hand side of Eq. (17), we have

$$\mathcal{R}(t) I(t) r(t) = S(t) \beta(t, \tau^*(t)) I(t) r(t) \int_0^{\omega'} \Gamma(\tau) d\tau, \quad (21)$$

where we assumed that  $\beta(t, \cdot) \Gamma$  has a compact support  $[0, \omega']$  and  $\tau^*(t) \in [0, \omega']$ .

By comparing Eqs. (20) and (21), we see that  $r(t) \int_0^{\omega'} \Gamma(\tau) d\tau = 1$  and  $\beta(t, \tau^*(t)) = \beta(t, \tau^*(t))$  implies  $\lambda S = \mathcal{R} r I$ . Hence, for practical purposes if  $r(t) = \gamma(\tau^*(t))$  is close to  $(\int_0^{\omega'} \Gamma(\tau) d\tau)^{-1}$ , we can expect that Eq. (19) is a reasonable approximation for the number  $I(t)$  of infected in the age-structured SIR model.

## Example

We calculate the incidence-density  $i$  on the grid  $(t_m, \tau_n) = (m \times \delta_h, n \times \delta_h)$ ,  $m = 0, \dots, M$ ,  $n = 0, \dots, N$ , starting with  $(t_0, \tau_0) = (0, 0)$ , ending with  $(t_M, \tau_N) = (40, 30)$  and equidistant stepsize  $\delta_h = \frac{1}{24}$  (in units *days*). The transmission rate  $\beta(t, \tau)$  is assumed to be the product of two Gaussian functions:

$$\beta(t, \tau) = \nu_0 \times \left( \nu_1 + \nu_2 \exp(-[(t-12)/4]^2/2) \right) \times \left( \exp(-[(\tau-5)/1.5]^2/2) \right),$$

where  $\nu_0 = 5 \times 10^{-6}$ ,  $\nu_1 = 1$ ,  $\nu_2 = 3$ . The removal rate  $\gamma$  is assumed to be constant  $\gamma(\tau) = \frac{1}{8}$ . The initial distribution  $i_0$  is assumed to be  $i_0(\tau) = 20 \times \Gamma(\tau)$ , where  $\Gamma$  is defined in Eq. (9) with  $\gamma(\tau) = \frac{1}{8}$ . Figure 2 shows the resulting incidence-density  $i(t, \tau)$  calculated with the Algorithm of the previous section.

The resulting reproduction number  $\mathcal{R}$  as calculated by Eq. (10) is depicted in Figure 3. If we try to approximate  $I$  using  $\mathcal{R}$  directly by Eq. (19), we obtain the graph as presented in Figure 4. The black curve corresponds to the approximated  $I$  according to Eq. (19) with constant  $r(t) = 0.1125$ . For comparison, the exact  $I$  calculated by (1) is shown as blue curve. Although little effort has been spend to optimize the fit between the exact and approximate  $I$ , the approximation is reasonably well.

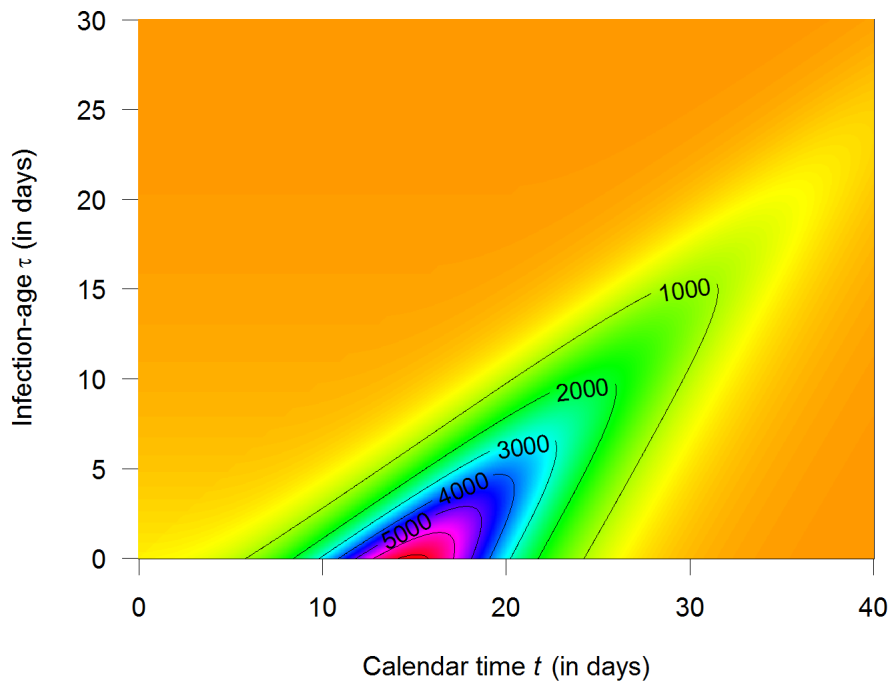


Figure 2: Incidence-density  $i(t, \tau)$  in the numerical example.

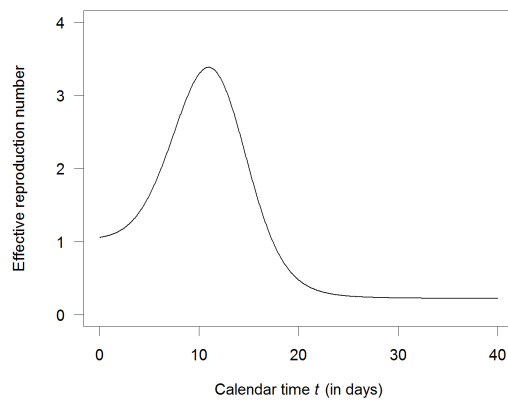


Figure 3: Reproduction number  $\mathcal{R}$  (ordinate) over calendar time  $t$  in the example.



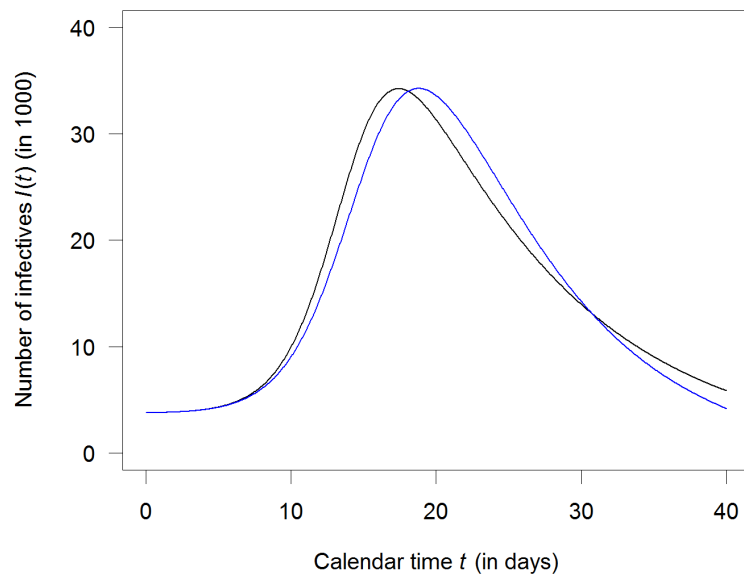


Figure 4: Number  $I$  of infectives (ordinate) over calendar time  $t$  in the example. The blue curve corresponds to the exact solution (Eq. (1)) while the black curve is the approximation via Eq. (19).

**Contact:**

`<firstname>.<lastname>@stat.uni-muenchen.de`

Ludwigstr. 33

D-80539 München

Germany

**References**

- [Che16] Chen Y, Zou S, Yang J (2016) Global Analysis of an SIR Epidemic Model with Infection Age and Saturated Incidence, *Nonlin Ana: Real World App* 30: 16-31.
- [Cor13] Cori A, Ferguson NM, Fraser C, Cauchemez S (2013) A new framework and software to estimate time-varying reproduction numbers during epidemics. *Amer J Epidem* 178(9), 1505-1512.
- [Fra07] Fraser C (2007) Estimating Individual and Household Reproduction Numbers in an Emerging Epidemic. *PLoS ONE* 2(8): e758.
- [Has17] Hass JR, Heil C, Weir MD (2017) *Thomas' Calculus*, 14th ed, Pearson, Harlow.
- [Ina17] Inaba H (2017) *Age-structured Population Dynamics in Demography and Epidemiology*, Springer, Singapore.
- [Ker27] Kermack WO, McKendrick AG (1927) Contributions to the Mathematical Theory of Epidemics, *Proc Royal Soc* 115A, 700-21.
- [Nis09] Nishiura H, Chowell G (2009) The Effective Reproduction Number as a Prelude to Statistical Estimation of Time-Dependent Epidemic Trends, in: Chowell G, Hyman JM, Bettencourt LMA, Castillo-Chavez C: *Mathematical and Statistical Estimation Approaches in Epidemiology*, Springer, Dordrecht.