

Aerial Platforms with Reconfigurable Smart Surfaces for 5G and Beyond

Safwan Alfattani, Wael Jaafar, Yassine Hmamouche, Halim Yanikomeroglu, Abbas Yongaçoglu, Ngoc Dũng Đào, and Peiying Zhu

Abstract—Aerial platforms are expected to deliver enhanced and seamless connectivity in the fifth generation (5G) wireless networks and beyond (B5G). This is generally achievable by supporting advanced onboard communication features embedded in heavy and energy-intensive equipment. Alternatively, reconfigurable smart surfaces (RSS), which smartly exploit/recycle signal reflections in the environment, are increasingly being recognized as a new wireless communication paradigm to improve communication links. In fact, their reduced cost, low power use, light weight, and flexible deployment make them an attractive candidate for integration with 5G/B5G technologies. In this article, we discuss comprehensive approaches to the integration of RSS in aerial platforms. First, we present a review of RSS technology, its operations and types of communication. Next, we describe how RSS can be used in aerial platforms, and we propose a control architecture workflow. Then, several potential use cases are presented and discussed. Finally, associated research challenges are identified.

Index Terms—Aerial platforms, High Altitude Platform Station (HAPS), Unmanned Aerial Vehicle (UAV), reconfigurable smart surfaces (RSS), large intelligent surfaces (LIS).

INTRODUCTION

As the world steps into the deployment of 5G, researchers continue to address the challenges of ubiquitous connectivity for all. The role of aerial platforms for wireless communication networks is an increasingly important one for meeting the communication requirements of 5G/B5G. Indeed, the Third Generation Partnership Project (3GPP) has considered aerial platforms to be a new radio access for 5G (TR 38.811, TR 22.829, and TS 22.125), and several projects have been initiated by the industry to provide ubiquitous Internet services, such as Google Loon, AeroVironment Helios Prototype, and Thales Stratobus. Due to their 3D-mobility, flexibility, and adaptable altitude, aerial platforms can efficiently support the connectivity of terrestrial

and aerial users by enhancing their capacity and coverage, or even providing backhaul links. Based on their operation altitudes, we distinguish two main types of aerial platforms, Unmanned Aerial Vehicles (UAVs) and High Altitude Platform Stations (HAPS). UAVs operate at low altitudes of around a few hundred meters and act as flexible and agile relays or base stations (UxNB) (TR 22.829). Their use is generally time-limited, ranging from a few minutes to a few hours due to limited onboard energy. However, tethered UAVs can fly for much longer owing to the continuous supply of power from the tether. By contrast, HAPS operate at higher altitudes of 8 to 50 km above the ground (TR 38.811), with current HAPS projects focusing on the 20 km altitude. They allow wider coverage areas and longer flight times compared to UAVs (e.g., Google Loon’s flight record is 223 days). In order to further reduce costs and make aerial platforms more attractive for 5G/B5G networks, researchers are constantly searching for new horizons of improvements, including fuselage materials, battery, fuel, and solar-cell technologies, as well as enhancing trade-offs in energy efficiency (EE) and communication performance.

From the communication perspective, passive reconfigurable smart surface (RSS) has emerged as a potential substitute for active communication components [1]. RSS is a thin and flexible metasurface equipped with programmable passive circuits to “reflect” received signals in a controlled way. An RSS can then positively exploit the propagation environment to enhance the quality of a communication link between a transmitter and a receiver, known as *RSS-assisted communication*, or to transmit signals more effectively, referred to as *RSS-initiated communication*. Efforts have been made in the industry to evaluate and explore the benefits of RSS. For instance, NTT DOCOMO collaborated with Metawave and demonstrated an

increase in data rate of approximately ten times using RSS at 28 GHz (<https://bwnews.pr/2IhH8cc>). Other notable initiatives include the VisoSurf consortium, funded by the European Union, for RSS prototyping (<http://www.visorsurf.eu>), and Greenerwave, which is already designing and marketing RSS that operate at frequencies up to 100 GHz (<http://greenerwave.com>).

Considering the opportunities presented by RSS technology, we discuss in this paper a novel paradigm where RSS is deployed in aerial platforms, and propose a control architecture workflow for communication, mobility, and sensing. We then describe potential use cases where RSS-equipped HAPS and UAVs aim to achieve communication objectives, such as coverage extension and low-cost network densification. Finally, related challenges are presented. To the best of our knowledge, this is the first work that presents an in-depth discussion of the use of RSS-equipped aerial platforms, their control architecture, as well as their potential applications and challenges.

OVERVIEW OF RSS IN COMMUNICATIONS

Background

Researchers have traditionally focused on improvements in hardware and transmission techniques in order to enhance link quality between a transmitter and a receiver. This research stream has sought ways of mitigating the impact of environmental objects on the quality of wireless signals. However, a different approach has emerged whereby the environment between transmitters and receivers can be managed and improved to support wireless communications. The idea of controlling the wireless environment by utilizing surfaces and objects in wireless propagation environments was proposed earlier, around two decades ago. The objective then was to mitigate undesired interference and improve the desired signal through the use of frequency selective surfaces (FSS) [2]. However, early FSS designs had fixed frequency responses, thus resembling band-pass or bandstop filters (A commercial example of FSS: <https://ggisolutions.com/solutions/fss-frequency-selective-surface/>). In order to alleviate this inflexibility, low-cost sensors were integrated into FSS indoor walls, referred to as intelligent walls [3]. These walls were equipped with positive-intrinsic-negative (PIN) diodes that could

be switched ON or OFF for passing or rejecting signals based on their frequencies.

While FSS's key function has been to filter signals and alleviate interference, another vision of utilizing the propagation environment is to combine the scatters of the desired signals and direct them to the targeted users, (i.e., the classical combining approach). In this context, passive reflectors (a.k.a., mirrors) consisting of metallic sheets or high conductivity materials have been designed for indoor and outdoor environments, aiming to enhance the wireless signals' strength at receivers. For outdoor environments, authors in [4] suggested using passive reflectors on top of buildings to focus reflected signals from a millimeter-wave (mmWave) ground base station (gBS) toward ground users in an urban environment. Compared to conventional coverage enhancement approaches, such as densification by new gBSs and repeaters, passive reflectors made of low-cost elements offer flexible deployment, easy maintenance, and improved EE. Nevertheless, passive reflectors are constrained by Snell's law of reflection, and once designed, they have a fixed response. Hence, they are inherently unable to accommodate the typical spatio-temporal dynamics of wireless environments. Alternatively, to capture the wireless environment dynamicity, "active" surface technologies were proposed in [7], where the walls consist of a massive number of electromagnetically radiating and sensing elements working as large smart antennas, and regarded as an extension to the massive multiple-input multiple-output (MIMO) concept. While passive reflectors utilize material properties to direct electromagnetic waves, active surfaces require integrating electronics, antennas and communication circuits in walls to work as full transceivers. Although they might have better performances, the circuit complexity, material costs and energy consumption are higher than for passive surfaces.

Inspired by recent advances in the physics of metasurfaces and meta-materials, passive RSS technology has recently been presented as an interesting add-on to various applications in wireless communications [1]. Metasurfaces are distinct man-made 2D meta-materials, consisting of thin layers of metallic/dielectric inclusions. Metasurface units, whose dimensions are a small fractions of the operating wavelength, can be arranged in arrays and designed to have peculiar electromagnetic (EM)

features with customizable interactions with the EM waves. Indeed, these units can realize abrupt phase shift and anomalous reflection and refraction, where the phase of the wavefronts can be altered, a process known as phase discontinuity [5]. Moreover, the reflected and refracted EM waves can have an arbitrary direction beyond Snell's law, subject to "the generalized laws of reflection and refraction" [5]. To bypass the fixed response of metasurfaces, digital meta-materials were proposed in [6], where the manipulations of the EM waves were reconfigurable by digitally controlling the metasurface units. Subsequently, an advanced layout is proposed in [1], wherein a programmable metasurface layer was integrated with an Internet-of-Things (IoT) gateway and a control layer in order to form a thin film, called "HyperSurface tile", coating surfaces and environmental objects. Hence, the interaction of the surfaces with the EM waves can be programmed and controlled remotely via software.

Types of Communications with RSS

Given the capabilities demonstrated by researchers in physics for controlling and reconfiguring EM waves with meta-materials, wireless communication researchers have started investigating the use of RSS in different ways, particularly for *RSS-assisted communications* and *RSS-initiated communications*.

RSS-Assisted Communications

Since the main goal of communications is to deliver the transmitted signal efficiently, most research has focused on using RSS as a relay to enhance the received signal quality at end-users. Different objectives have been considered, such as maximizing the data rate or spectral efficiency, extending the coverage area, mitigating interference, and minimizing consumed energy. For instance, the authors of [8] jointly optimized the RSS phase shifts and transmitted beamforming power in order to maximize the signal-to-noise ratio (SNR) and enhance the spectral efficiency of the targeted user. The results indicate that, with perfect reflection, the received SNR increases quadratically with the number of RSS reflectors, which in turn enhances the spectral efficiency better than relays. To substantiate the advantages of RSS-assisted communications in a practical way, an experimental testbed was implemented in [9] to demonstrate that RSS can solve the coverage-hole problem caused by environmental obstacles in

mmWave cellular networks. Additionally, motivated by the EE potential of RSS due to its ability to manipulate and reflect signals in a nearly passive way, researchers have focused on supporting energy-constrained communication systems. For instance, authors in [10] investigated the EE of multi-user RSS-assisted communications, where they demonstrated that, even with low-resolution phase shifters, EE can be improved by 40% compared to conventional relaying systems.

RSS-Initiated Communications

In contrast to previous works, RSS is being tested as an energy-efficient and low complexity transmitter. The basic idea is to connect the RSS with a nearby RF source and, through phase shifting, data can be encoded and transmitted. While the symbol error probability and the bit error probability of RSS-initiated communications were analyzed in [11], authors of [12] validated through experiments the design of a high order modulation RSS-based transmitter, where a digital video file was modulated and transmitted through the RSS using quadrature phase-shift keying modulation without requiring filters, mixers, or power amplifiers.

AERIAL PLATFORMS WITH RSS: INTEGRATION AND CONTROL ARCHITECTURE

The current research works on RSS are focused on its use in terrestrial environments, e.g., RSS equipping buildings facades. However, motivated by the numerous aforementioned RSS capabilities, and the advanced features of aerial platforms, we envision that the usage of RSS in aerial platforms will offer great flexibility and support for wireless networks. Integrating the RSS on aerial platforms can be done in several ways depending on the platform's shape. For instance, the RSS can coat the outer surface of a balloon or an aircraft, or it can be installed as a separate horizontal surface at the bottom of a UAV, as shown in Fig. 1. The reconfiguration of such surfaces can be realized through lumped elements embedded in the reflector units or via the distributed control of some material properties. Examples of lumped elements include PIN diodes, varactor (or varicap) diodes, and radio frequency micro-electro-mechanical systems (RF-MEMS). By tuning the lumped elements, the resonant frequency of the reflectors can be changed, hence achieving the desired wave manipulation and phase shift. To

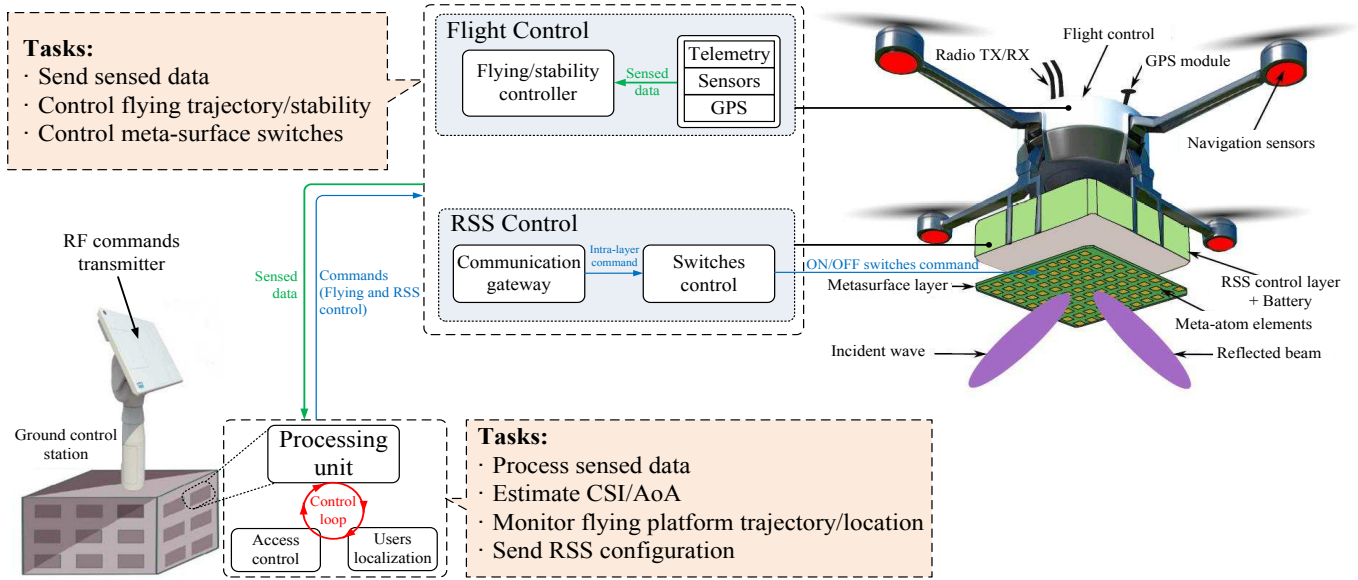


Fig. 1. Control architecture of RSS-equipped aerial platforms.

manage high frequency signals (e.g., mmWave and free-space optical (FSO) communication), tunable materials, such as liquid crystal and graphene, are used to design the metasurface reflector units.

In order for the RSS-equipped aerial platforms to perform communication functions properly, the channel information needs to be acquired and the RSS should be accurately configured. The control can be managed at two levels: Ground control station and aerial platform, as illustrated in Fig. 1.

Ground Control Station

This controller mainly consists of a processing unit that analyzes sensed data from the aerial platform, as well as access control and users localization conditions acquired through information exchange with gBSs and/or gateway that provides backhaul link to the aerial platform. Given a set of global policies (e.g., flying regulations, power, etc.) and objectives to achieve (e.g., coverage, received signal strength, EE, etc.), the processing unit ensures the joint management of the aerial platform's flight and RSS communication. Indeed, it handles the platform's flying functions, including 3D placement and/or trajectory, direction, orientation, and take-off/landing operations. Moreover, it estimates the channel state information (CSI) and angle of arrival (AoA) between users and the aerial platform in order to determine the best RSS configuration setup. Finally, the flying commands and RSS configuration

are sent to the aerial platform through the RF transmitter. It should be noted that in the case of a tethered aerial platform, the RF commands transmitter is no longer required.

Onboard Aerial Platform Control

The onboard aerial platform's controller consists of two units, namely the *flight control unit*, and the *RSS control unit*. The *flight control unit* receives motion commands from the ground station in order to adjust its 3D placement/trajectory. Moreover, it senses data in order to ensure its flight stability, (e.g., readjusting the velocity of its motors in the presence of turbulence). By contrast, the *RSS control unit* receives the computed RSS configuration setup, translates it into a switch control ON/OFF activation map, and applies it to the metasurface layer. Also, the RSS control unit can decide which meta-atoms to activate in order to manipulate and direct the incident signals to the targeted direction.

AERIAL PLATFORMS WITH RSS: POTENTIAL USE CASES

In order to demonstrate the potential benefits of integrating RSS in aerial platforms, we detail here several novel integration use cases.

HAPS with RSS to Support Remote Areas

Connecting sparse users in remote areas via terrestrial networks is deemed to be very expensive and unprofitable to network operators due to the high

costs of typical terrestrial gBSs and wired backhauling infrastructure. Satellites have been proposed to serve remote areas; however, due to deployment costs, large communication delays, and excessive path-loss, satellite communications are considered a last resort solution. Alternatively, HAPS have been introduced as a cost-effective solution to offer connectivity for remote users [15]. HAPS are quasi-stationary aerial platforms located in the stratospheric region of the atmosphere at a fixed point relative to the earth. Since the wind's speed in this region is weak, only minimal power is required to stabilize the platform. Moreover, the coverage area of a HAPS is greater than that of a terrestrial base station. For instance, the International Telecommunication Union (ITU) suggests that the coverage radius of a HAPS can be up to 500 km (ITU-R F.1500); however, it should be noted that the coverage radius of a HAPS can be made much smaller through highly directional antennas if a high area throughput is desired.

HAPS are mostly powered by solar/fuel energy, and their flight duration may vary from several hours to a few years. The energy consumed by a HAPS is mainly for propulsion, stabilization, and communication operations. Typically, HAPS are used in communications either as a BS (HAPS-BS) or as a relay station (HAPS-RS). Despite the fact that a HAPS-BS has more capabilities than a HAPS-RS, it involves a higher cost, a heavier payload, and increased energy consumption. When solar cells are used, the harvested energy may not be sufficient for operations, especially at night and in winter. For this reason, other power sources are added to complement the solar energy. Nevertheless, the energy efficiency of HAPS is still an open problem, which has a direct impact on flight duration.

In designing a HAPS deployment, low energy consumption, a light payload, and reliable communication all need to be achieved. To this end, motivated by the benefits of RSS, we propose to use a HAPS equipped with RSS (HAPS-RSS) for wireless traffic backhauling from remote area BSs. The envisioned scenario is depicted in Fig. 2, where gBSs or aerial BSs handle the traffic of a few clustered users and transmit the traffic to the HAPS. Through the HAPS' RSS, the received signals are smartly "reflected" toward a gateway station, which is connected to the core network. Alternatively, if a gateway station is not within the HAPS coverage

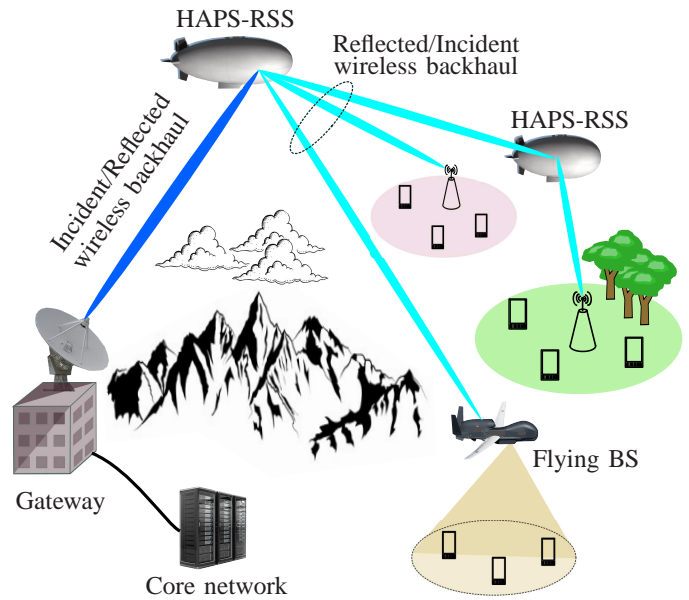


Fig. 2. Backhauling support of isolated users in remote rural areas using HAPS-RSS.

range, the RSS can be configured to "reflect" the signals toward another HAPS and thereby reach the gateway station in a dual- or multi- hop fashion.

Using HAPS-RSS has several advantages. First, it reduces the used power for communication functions, since directing signals can be realized in a nearly passive way, without RF source or power amplifiers, and only minimum amount of power is required for the control unit that configure the surfaces. Second, since RSS is made of thin and lightweight materials, the communication payload of the HAPS will be lighter even if a large number of reflectors is deployed. Third, given the reduced communication components and payload, the required stabilization energy and circuit complexity can be reduced. The simplification in communication circuits and the minimization of the consumed energy yield to extended flight duration and reduced HAPS deployment costs.

The performance of RSS-assisted communications strongly depends on the number of reflectors. In order to control the EM waves, the dimensions of a metasurface reflector unit in a RSS, a.k.a., meta-atom, should be in the range of $[\lambda/10, \lambda/5]$, where λ is the wavelength [1]. Typically, a HAPS is a giant aircraft with a length of between 30 to 200 m, which has the potential to accommodate a large number of reflectors. For instance, assuming an RSS-assisted communication at 2 GHz through a relatively small

TABLE I
COMPARISON BETWEEN HAPS-RS AND HAPS-RSS FOR COMMUNICATION

Aspect	HAPS-RS	HAPS-RSS
Energy Consumption	Medium (Process, amplify, and forward signals)	Very low (RSS control)
Payload	Heavy (Complex circuits: signal converters, mixers, power amplifiers and antennas).	Light (RSS designed as a thin sheet film coating HAPS's outer surface).
No. of Commun. Units	Limited by frequency and energy constraints, and by allocated space for communication circuits.	Limited by HAPS's size and used frequency band.
Performance (directivity gain)	Good performance; low EE.	High EE; performance depends on RSS's size and reconfiguration capability.
Spectral efficiency	Good in full-duplex, but limited by noise and self-interference.	High; always full-duplex and no noise or interference.
Cost	High (Several active components; short flight duration)	Low (Low-cost RSS; extended flight duration)

HAPS with the outer surface coated with a 30×10 m² metasurface, it can then potentially accommodate 10,000 meta-atoms (reflectors). Such a large number of reflectors would have a significant impact on the directivity gain, hence maximizing the SNR beyond HAPS-RS's performance [8]. If operating at a larger frequency band, or over a larger area, then a higher number of reflectors can be installed and a better SNR performance achieved. In terms of energy consumption, the switches on the metasurface layer consume very low power. A recent experiment showed that each meta-atom consumes 0.33 mW when its switch diode is set to ON [13]. Thus, for a HAPS with 10,000 meta-atoms, the maximum power consumed by the metasurface layer when all reflectors are activated would be about 3.3 W, which constitutes a very promising result. Hence, HAPS-RSS is expected to achieve a better EE than HAPS-RS [10]. Finally, it is worth noting that RSS supports full-duplex communication [8]. Indeed, unlike relays experiencing high noise and residual loop-back self-interference, which are issued from active RF components, RSS bypasses these constraints by only exploiting the intrinsic properties of the reflecting material. Thus, HAPS-RSS would be more spectrally efficient than HAPS-RS. Table I summarizes the main differences between HAPS-RS and HAPS-RSS communications.

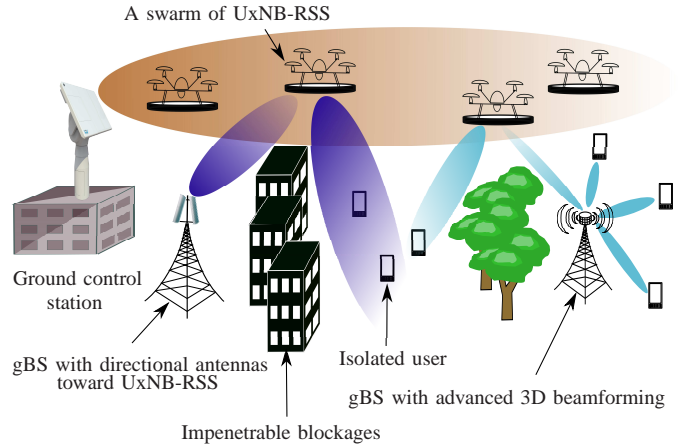


Fig. 3. Communication support of terrestrial networks with blockages using UxNB-RSS.

UAVs with RSS to Support Terrestrial Networks

RSS can be combined with UAVs and their attendant benefits in terms of agility, flexibility, and rapid deployment, in order to assist terrestrial cellular networks and easily reduce operation costs for operators. Typically, RSS can be carefully mounted on a swarm of UAVs (UxNB-RSS) to create an intermediate reflection layer between gBSs and isolated users, as illustrated in Fig. 3. In this way, UxNB-RSS allow a smooth mechanical movement of the RSS layer, while the latter enables digitally-tuned reflections of incident signals to improve service for isolated users. Hence, besides its low manufacturing cost, UxNB-RSS can be rapidly deployed to improve operators' revenue per user by

filling coverage holes and meeting users' high-speed broadband needs.

Coverage holes or blind spots can occur for various reasons, such as disruption of some BSs due to maintenance failures or natural disasters. Also, with the increasing throughput demands of end-users and growing spectrum scarcity in commercial frequency bands (sub-6 GHz), future communication networks are exploring the use of higher frequencies with wider spectrum bandwidths, such as mmWave and FSO. A major challenge hindering their more widespread use is their vulnerability to blockages in the propagation environment (e.g., people, trees, and other objects), which require perfect line-of-sight (LoS) links but may create coverage holes in regions with impenetrable blockages. In such a context, when connectivity is interrupted between the gBS and users, service can still be maintained using an UxNB-RSS supported path. This approach can also be adopted to deliver new signals to users served by a heavily loaded BS, and thus help in balancing the traffic of congested cells.

In the absence of channel knowledge, UxNB-RSS can be used for spatial diversity to combat channel impairments (e.g., fading, path-loss). A typical user can actually receive several copies of the desired signal over different transmission paths generated by reflections through the swarm of UxNB-RSS, which enhances the reliability of the reception. Alternatively, fading can be seen as a source to increase the degrees of freedom. A high-rate data stream can be divided into many lower-rate streams and transmitted over different transmission paths using the swarm of UxNB-RSS. Thus, given an accurate CSI at the receiver, the user can retrieve independent streams of information with sufficiently different spatial signatures, resulting in improved data throughput. Also, the same information symbol can be reflected by each of the meta-atoms of UxNB-RSS with appropriate phase and gain weighting, in a way that maximizes the received signal power by constructively adding emitted signals from different antennas. Accordingly, channel estimation and symbol detection are key challenges in RSS systems. It is also worth noting that RSS can absorb a certain amount of the impinging signals and leverage them to recharge the UxNB-RSS.

Tethered Balloons with RSS to Support Terrestrial and Aerial Users

UxNB has been viewed as a candidate solution for several wireless challenges, such as coverage and capacity extension. Although they have promising advantages, such as flexible placement and LoS communication links, there are also several limitations that militate against using UxNB. First, the limited onboard energy makes UxNB exclusively suitable for short-term deployments. Second, backhauling from a UxNB is typically through a wireless link, which has limited reliability and capacity compared to wired backhauling links. To bypass these limitations and keep up the UxNB's associated benefits, a tethered UxNB has been recently proposed [14]. The tether provides the UxNB with both data and power. Thus, longer flight time and a reliable backhaul link are achieved. However, a tethered UxNB consumes a considerable amount of energy for flying, hovering and transmitting signals, which yields increased deployment and operational costs. A more cost-effective alternative which we propose here is to use a tethered balloon equipped with RSS (TBAL-RSS), as depicted in Fig. 4.

Inspired by recent works and prototypes that use RSS as transmitters [11], [12], we point out that TBAL-RSS can be used as a low-cost wireless access point to connect or enhance the capacity of urban users. By illuminating the outer surface of the TBAL-RSS with an RF feeder, the information provided by the tether data link can be encoded and transmitted. Thus, the RSS controller adjusts the phases of the reflected signals to generate different beam directions that can serve multiple users. Compared to a tethered UxNB, TBAL-RSS has several advantages. Unlike a small tethered UxNB, a TBAL is large and can accommodate a higher number of reflectors. Also, compared to typical gBSs, network densification with TBAL-RSS in urban environments is more feasible and cost-effective. Since TBAL-RSS provides near-field communications with strong LoS links to users, it is expected to provide better spectral efficiency than MIMO gBSs, which is considered as far-field communication system with high probability of NLoS links, and it is considerably affected by interference and pilot contamination. Furthermore, due to its phase shifting capability, the TBAL-RSS can be configured to simultaneously serve terrestrial and aerial users (UAV-UE). Additionally,

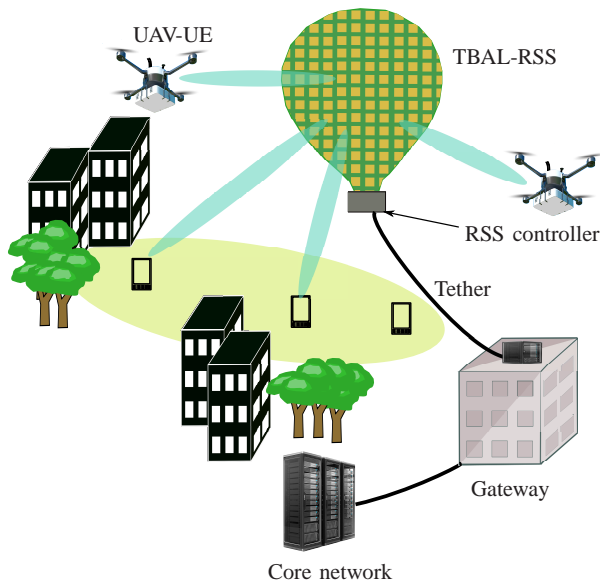


Fig. 4. Communications support of terrestrial and aerial users using TBAL-RSS.

unlike down-tilted antennas in gBSs, TBAL-RSS can sustain reliable connectivity to UAV-UEs such as delivery drones. Moreover, a TBAL does not continuously drain power for lifting and hovering, as it typically uses non-flammable helium gas. Although the altitude of a TBAL is limited by the tether's length, some flexibility in its position is available by controlling the tether's direction to offer better coverage in certain spots. Besides, a backhaul fiber optic link along the tether can be installed to guarantee the TBAL's connectivity to the core network. A processing unit is also placed at the TBAL's launching point to control its movement, determine the targeted users, and send the optimum RSS configuration.

RELATED RESEARCH CHALLENGES

As the research of RSS in wireless communications is still in its infancy, several challenges and open problems remain to be addressed. In the following, we discuss some key issues.

Accurate RSS and Aerial Channel Models

Most of the existing research works consider RSS with perfect manipulation of the EM wave and ideal phase shifts. However, there is a paramount need for practical models that consider the configuration capabilities of the RSS in terms of factors such as frequency, angle of incidence, and reflection loss.

Furthermore, although several air-to-ground channel models have been developed, integrating RSS in aerial platforms is a new direction that requires

the investigation of new models that consider the properties and capabilities of metasurfaces in different types of aerial platforms. Some important factors that could affect path-loss models need to be analyzed, such as reflection loss, correlation between RSS units, shadowing and fading effects, and the mobility of the aerial platform.

RSS Deployment on Aerial Platforms' Surfaces

The effect of the RSS size plays an important role in the achievable gain. Indeed, a larger aerial platform can accommodate more RSS components. Nevertheless, aerial platforms have different surface shapes and types. They might be flat, like the bottom of a UAV, or curved, like the outer surface of an aircraft or balloon. How such an RSS deployment may affect metasurface configuration and performance has not been investigated yet.

Benchmarking the Operations of RSS, Relays, and MIMO

Given the considerable differences that exist in the operations of RSS, relays, and MIMO, there is a compelling need to study from the system level viewpoint the trade-offs that exist for improved performance, flexibility and cost of deployment, and energy efficiency, of these three technologies when integrated with different types of aerial platforms.

Simulation Tools for RSS Behavior

To the best of the authors' knowledge, there is no simulator that considers the complex structures of metasurfaces and simulates the RSS capabilities and behaviors. Current ray optics simulators consider conventional reflectors that adhere to Snell's law and cannot simulate the RSS ability of adjusting the phases and the reflection directions of the impinging signals. The existence of such simulators is important to validate the performance and energy efficiency gains when integrating RSS in aerial platforms.

Channel Estimation and RSS Control Update

One of the fundamental assumptions in most current RSS research is the availability of CSI, which is essential for performing perfect reflection. However, gaining such knowledge within the channel's coherence time in typical dynamic wireless environments with mobile platforms is still an open problem. One solution to this is by incorporating low-cost sensors in metasurfaces, which frequently sense the environment and send measurements to the

controller. The latter computes and sends back the updated optimal RSS configuration. Alternatively, machine learning techniques, such as supervised learning or reinforcement learning, could be utilized to find the optimal RSS configuration. However, such techniques could require large amounts of data and/or long training times before an RSS configuration could be optimized. Hence, the delay impact in updating RSS control due to distance and CSI estimation process merits further investigation.

CONCLUSION

In this article, we discussed the potential integration of the recent RSS technology into aerial platforms as a novel 5G/B5G paradigm. First, we provided an overview of RSS technology, its operations, and types of communication. Then, we proposed a control architecture workflow for the integration of RSS in aerial platforms. Potential use cases were discussed where different types of aerial platforms, namely HAPS, UAVs and TBALs, were exploited. Integrating RSS in aerial platforms provides several advantages, including energy efficiency, lighter payload, and lower system complexity, which resulted in extended flight durations and more cost-effective deployment to support wireless networks. However, several issues need to be tackled for the smooth integration of this novel paradigm.

REFERENCES

- [1] C. Liaskos, S. Nie, A. Tsioliaridou, A. Pitsillides, S. Ioannidis, and I. Akyildiz, "A New Wireless Communication Paradigm through Software-Controlled Metasurfaces," *IEEE Commun. Mag.*, vol. 56, no. 9, Sep. 2018, pp. 162–169.
- [2] G. H. H. Sung, K. W. Sowerby, and A. G. Williamson, "The Impact of Frequency Selective Surfaces Applied to Standard Wall Construction Materials," *Proc. IEEE Antennas Propag. Soc. Int. Symp.*, vol. 2, Jun. 2004, pp. 2187–2190.
- [3] L. Subrt and P. Pechac, "Intelligent Walls as Autonomous Parts of Smart Indoor Environments," *IET Commun.*, vol. 6, no. 8, May 2012, pp. 1004–1010.
- [4] Z. Peng, L. Li, M. Wang, Z. Zhang, Q. Liu, Y. Liu, and R. Liu, "An Effective Coverage Scheme With Passive-Reflectors for Urban Millimeter-Wave Communication," *IEEE Antennas and Wireless Propag. Lett.*, vol. 15, Jun. 2016, pp. 398–401.
- [5] N. Yu, P. Genevet, M. A. Kats, F. Aieta, J.-P. Tetienne, F. Capasso, and Z. Gaburro, "Light Propagation with Phase Discontinuities: Generalized Laws of Reflection and Refraction," *Science*, vol. 334, no. 6054, Oct. 2011, pp. 333–337.
- [6] T. J. Cui, Q. Cheng, and X. Wan, "Coding Metamaterials, Digital Metamaterials and Programmable Metamaterials," *Light Sci. Appl.*, vol. 3, Oct 2014, p. e218.
- [7] S. Hu, F. Rusek, and O. Edfors, "Beyond Massive MIMO: The Potential of Data Transmission with Large Intelligent Surfaces,"

IEEE Trans. Signal Process., vol. 66, no. 10, May 2018, pp. 2746–2758.

- [8] Q. Wu and R. Zhang, "Intelligent Reflecting Surface Enhanced Wireless Network via Joint Active and Passive Beamforming," *IEEE Trans. Wireless Commun.*, vol. 18, no. 11, Nov. 2019, pp. 5394–5409.
- [9] X. Tan, Z. Sun, D. Koutsonikolas, and J. M. Jornet, "Enabling Indoor Mobile Millimeter-wave Networks Based on Smart Reflect-arrays," *Proc. IEEE INFOCOM*, Apr. 2018, pp. 270–278.
- [10] C. Huang, G. C. Alexandropoulos, A. Zappone, M. Debbah, and C. Yuen, "Energy Efficient Multi-user MISO Communication Using Low Resolution Large Intelligent Surfaces," *Proc. IEEE GLOBECOM (GC Wkshps)*, Dec. 2018, pp. 1–6.
- [11] E. Basar, M. Di Renzo, J. De Rosny, M. Debbah, M.-S. Alouini, and R. Zhang, "Wireless Communications Through Reconfigurable Intelligent Surfaces," *IEEE Access*, vol. 7, Sep. 2019, pp. 116753–116773.
- [12] J. Y. Dai, W. K. Tang, J. Zhao, X. Li, Q. Cheng, J. C. Ke, M. Z. Chen, S. Jin, and T. J. Cui, "Wireless Communications through a Simplified Architecture Based on Time-Domain Digital Coding Metasurface," *Adv. Mater. Technol.*, vol. 4, no. 7, Jul. 2019, p. 1900044.
- [13] W. Tang, M. Z. Chen, X. Chen, J. Y. Dai, Y. Han, M. D. Renzo, Y. Zeng, S. Jin, Q. Cheng, and T. J. Cui, "Wireless Communications with Reconfigurable Intelligent Surface: Path Loss Modeling and Experimental Measurement," arXiv preprint, Nov. 2019; <http://arxiv.org/abs/1911.05326>.
- [14] M. A. Kishk, A. Bader, and M.-S. Alouini, "Capacity and Coverage Enhancement Using Long-Endurance Tethered Airborne Base Stations," arXiv preprint, Jun. 2019; <http://arxiv.org/abs/1906.11559>.
- [15] M. Alzenad, M. Z. Shaker, H. Yanikomeroglu, and M.-S. Alouini, "FSO-Based Vertical Backhaul/Fronthaul Framework for 5G+ Wireless Networks," *IEEE Commun. Mag.*, vol. 56, no. 1, Jan. 2018, pp. 218–224.

BIOGRAPHIES

Safwan Alfattani [S] (smallfattani@kau.edu.sa) received his B.S. degree in Electrical Engineering from King AbdulAziz University (KAU), Saudi Arabia, where he worked as a teaching assistant. He received his M.Sc. degree in Electrical and Computer Engineering from University of Ottawa, where he is currently working toward his Ph.D degree. His research interest include aerial networks, reconfigurable smart surfaces, and IoT networks.

Wael Jaafar [SM] (waeljaafar@sce.carleton.ca) is an NSERC Postdoctoral Fellow in the Systems and Computer Engineering Department of Carleton University. His research interests include wireless communications, edge caching and computing, and machine learning. Dr. Jaafar is the recipient of prestigious grants such as NSERC Alexandre Graham-Bell (BESC) Canada and FRQNT International Internship Scholarship.

Yassine Hmamouche [S] (yassine.hmamouche@imt-atlantique.fr) is a Ph.D. student with the Department of Signal and Communications, IMT Atlantique, France. Prior to joining academia, he had extensively worked for eight years in the Telecom industry as a Radio Network Planning Engineer, and then as a Project Manager for several projects spanning over different technologies.

Halim Yanikomeroglu [F] (halim@sce.carleton.ca) is a pro-

fessor in Systems and Computer Engineering at Carleton University, Canada. His research interests cover many aspects of 5G/5G+ wireless networks. His collaborative research with industry has resulted in 36 granted patents. He is a Fellow of IEEE, the Engineering Institute of Canada (EIC), and the Canadian Academy of Engineering (CAE), and he is a Distinguished Speaker for IEEE Communications Society and IEEE Vehicular Technology Society.

Abbas Yongaçoglu [LM] (yongac@uottawa.ca) is an Emeritus Professor at the University of Ottawa. His area of research is wireless communications and digital signal processing. He is a Life Member of IEEE.

Ngọc Dũng Đào (ngoc.dao@huawei.com) is a principle engineer of Huawei Technologies Canada. His research interest covers several aspects of 5G and beyond 5G mobile networks, including architecture design, data analytics, and vertical applications. He is a technical editor of IEEE Communications Magazine, associate editor of IEEE Communications Surveys & Tutorials, and editor of IEEE Transactions on Vehicular Technologies.

Peiyang Zhu [F] (peiyang.zhu@huawei.com) is a Huawei Fellow. She is currently leading 5G wireless system research in Huawei. The focus of her research is advanced wireless access technologies with more than 150 granted patents. In recent years she organized and chaired various 5G workshops. She is a frequent keynote speaker in major IEEE conferences.